



Made in Italy

italian
quality

Settore industriale Industrial division

Catalogo generale
General Catalogue

2010 2011



 **SIRENA** S.p.A.



Una **sirena** che suona,
una luce che lampeggia...
...comunicazioni
non verbali ma comunque
efficaci:
è il linguaggio della
segnalazione.

Fabbricare suoni e luci: in questo consiste l'arte di produrre segnalazione acustica ed ottica ed è questa la missione che SIRENA da oltre trent'anni persegue con grande esperienza e professionalità, distinguendosi per l'elevato livello di specializzazione maturato in questo ambito.

Su di un'area di **27.000 mq.**, l'azienda svolge la sua attività producendo circa **2 milioni di dispositivi acustici ed ottici all'anno** destinati a due importanti canali: il settore **INDUSTRIALE** ed il settore **AUTOMOTIVE**.

Il primo tocca svariati ambiti dell'industria come l'automazione, la robotica, la quadristica, il settore sicurezza in aree pericolose, i sistemi di allertamento ed evacuazione.

Il secondo invece riguarda la segnalazione a bordo veicolo e quindi sia su mezzi d'opera, mezzi agricoli, movimento terra che su mezzi prioritari e di soccorso. Due mondi completamente diversi e staccati, ma accomunati da un'unica esigenza: la segnalazione.

In particolare per quanto concerne il settore industriale, grazie ad un **centro di ricerca e sviluppo interno e all'avanguardia**, sono state sviluppate gamme di prodotti che soddisfano ogni esigenza di segnalazione acustica ed ottica, anche integrata, per ogni tipo di applicazione, utilizzando **moderne tecnologie** sia sotto il profilo dell'elettronica che delle fonti luminose a LED di ultima generazione impiegate nelle linee dedicate in particolare all'automazione e alla quadristica.

Un esempio per tutti le quattro colonne luminose componibili a LED della serie TWS, MINI TWS - BABY TWS - MICRO TWS - NANO TWS, con le quali SIRENA consacra nel 2008 la sua posizione di leader **fra i più importanti costruttori a livello internazionale**.

L'organizzazione aziendale consta attualmente di 200 dipendenti, 14 agenzie sul territorio nazionale con 1.200 distributori e 250 importatori europei ed extraeuropei per il mercato estero.

SIRENA è oggi **presente in 65 paesi nel mondo e collabora con prestigiosi marchi** di riferimento sia nel settore elettrotecnico che in quello del primo impianto automotive.

Sirena ovunque
è sinonimo di
sicurezza
nella segnalazione.





Sirena
is synonymous with
reliable
signalling
worldwide.



The sound of a **siren**,
alert by a flashing light...
...two effective
methods of warning signal
communication:
Sirena,
the universally reliable solution
in signalling.

The creation of sound and light signifies the art of producing audible and visual signalling devices; a goal that SIRENA has been following over the past thirty years with great expertise and professionalism. This high level of specialization in the signalling field has renowned SIRENA all over the world.

In an area expanding 27.000 sq. mtrs, SIRENA produces approx. 2 million audible and visual warning devices per year that are distributed in two important market sectors: the **INDUSTRIAL** market and the **AUTOMOTIVE** market.

The industrial market includes the following sectors: automation, robotics, control panels, security in dangerous zones as well as warning and evacuation systems.

The automotive market on the other hand relates to vehicle signalling that means therefore installation on: excavators, agricultural and earth moving machines as well as priority and emergency vehicles.

Two completely different worlds with the same common requirement: signalling devices.

With regard to the industrial sector specifically, SIRENA has developed ranges of products in **its own Research & Development Centre** satisfying all audible, visual and combined signalling requirement for all types of applications. **Advanced electronic technology** is used together with the latest generation of LED lights especially in the automation and control panel sectors.

In 2008 SIRENA confirms its **leader position among the most important international manufacturers** with the exemplary series of stackable LED towers TWS, MINI TWS - BABY TWS - MICRO TWS - NANO TWS.

SIRENA currently employs 200 employees, 14 agencies in Italy with 1.200 distributors and 250 European and non European importers in the overseas market.

Today SIRENA **distributes in 65 countries all over the world working together with prestigious brand names** in both the electro-technical and first equipment automotive sectors.



Une **sirène** qui sonne,
une lumière qui clignote...
...une
communication
sans mots mais
efficace:
c'est le langage de la
signalisation.

Créer du son et de la lumière: c'est l'art de produire la signalisation acoustique et lumineuse. C'est le but que Sirena s'est fixé depuis trente ans avec un savoir faire et une technologie pointue dans ce domaine.

Sur une **surface de 27.000 m²**, l'entreprise développe son activité en produisant **2 millions de dispositifs acoustiques et lumineux par an**, destinés à deux importants créneaux: le secteur **INDUSTRIEL** et le secteur **AUTOMOBILE**.

Le secteur industriel concerne l'automatisation, la robotique, les tableaux électriques, la sécurité en zones dangereuses, les systèmes d'alerte et d'évacuation.

Le secteur automobile concerne la signalisation à bord des véhicules de travaux publics, agricoles, excavateurs, véhicules prioritaires et de secours.

Deux mondes totalement différents mais qui ont en commun une exigence unique: la signalisation.

Sirena est équipé d'un **centre de recherche et de développement d'avant-garde** qui permet de créer, dans le secteur industriel, des gammes de produits qui répondent à toutes les exigences en matière de signalisation lumineuse et acoustique pour tout type d'application.

Des **technologies modernes** sont développées, aussi bien dans le domaine de l'électronique que dans les sources lumineuses à LED et sont spécialement employées dans l'automatisation et les panneaux électriques.

Prenons pour exemple les colonnes lumineuses composables à LED de la série TWS, MINI TWS - BABY TWS - MICRO TWS - NANO TWS, avec lesquelles Sirena atteint en 2008 sa position de **leader parmi les plus importants constructeurs au niveau international**.

L'organisation de l'entreprise compte 200 employés, 14 agences sur le marché national, 1.200 distributeurs et 250 importateurs européens et internationaux pour le marché export.

SIRENA est aujourd'hui présent **dans 65 pays dans le monde et travaille avec d'importantes entreprises**, tant dans le domaine électronique que dans la Première Monte automobile.

Sirena
est partout synonyme
de **sécurité**
dans la
signalisation.



Eine **Sirene** läutet,
eine **Leuchte** blinkt...
...keine mündliche
Kommunikation,
auf jeden Fall
wirkungsvoll:
diese ist die **Sprache** der
Signalisierung.

Ton und Licht schaffen: dies ist die Kunst in der Herstellung von akustischer und optischer Signalisierung, und das ist das Ziel, das SIRENA seit über 30 Jahren mit wichtiger Erfahrung, Professionalität und hohem Spezialisierungsniveau in diesem Bereich verfolgt.

SIRENA entwickelt ihre Tätigkeit auf einer **Fläche von 27.000 m²** und produziert ca. **2 Millionen akustische und optische Signalgeräte pro Jahr**, die für diese zwei wichtigen Absatzmärkte vorgesehen sind: den **INDUSTRIE-** und den **AUTOMOTIVE-Bereich**.


Der erste umfasst verschiedene Industrie-Bereiche wie Automation, Robotik, Schalttafeln, Sicherheit in Gefahrenzonen, Vorwarnungs- und Evakuierungsanlagen. Der zweite betrifft die Signalisierung am Fahrzeug, d.h. sowohl an Arbeitskraftfahrzeugen, Landwirtschaftsmaschinen, Erdmodulierungsmaschinen als auch an Not- und Rettungsfahrzeugen. Zwei ganz unterschiedliche Welten mit demselben Erfordernis: die Signalisierung.

Insbesondere was den Industriebereich angeht, dank ihrem inneren **fortschrittlichen Forschungs- und Entwicklungszentrum**, hat Sirena Produktreihen entwickelt, die jedes akustische und optische Signalisierungsbedürfnis, auch integriert, für jeden Anwendungsbereich erfüllt. **Moderne Technologien** werden sowohl in der Elektronik als auch in den LED Lichtquellen entwickelt und verwendet, vor allem in der Automation und Schalttafeln der letzter Generation.


Bedeutendes Beispiel sind die vier LED-Modular-Lichtsignalsäulen der TWS Linie: MINI TWS - BABY TWS - MICRO TWS - NANO TWS, dank derer SIRENA die **Marktführerposition unter den wichtigsten internationalen Herstellern** im Jahr 2008 erreicht hat.

SIRENA arbeitet zurzeit mit 200 Angestellten, 14 Agenturen mit 1.200 Großhändlern im Inland und 250 europäischen und extra-europäischen Importeuren im Ausland.

SIRENA ist heute **weltweit in 65 Ländern tätig** und arbeitet mit den wichtigsten Bezugsmarken sowohl im elektrotechnischen als auch im Automotive-Erstausrüstungsbereich.



Sirena
ist überall zum Synonym
für **Sicherheit**
in
Signalisierung
geworden.





Una sirena que suena, una luz que destella...

no verbales todavía

de la

...comunicaciones eficaces: es el idioma de la señalización.



Fabricar sonidos y luces: en esto consiste el arte de producir señalización acústica y luminosa y es la misión que, desde hace más que treinta años, SIRENA persigue con mucha experiencia y profesionalidad, destacando por el elevado nivel de especialización en este campo.

En una **planta productiva de 27.000 m²** la empresa lleva a cabo sus actividades fabricando aproximadamente **2 millones de aparatos acústicos y luminosos por año**, repartidos entre 2 sectores: sector **INDUSTRIAL** y sector **AUTOMOTRIZ**.

El primero abarca varios ámbitos industriales como la automatización, la robótica y los cuadros de maniobra, la seguridad en ambientes con riesgos de explosión y los sistemas de alerta y evacuación.

Al segundo conciernen los sistemas de señalización instalados a bordo de vehículos de obra pública, agrícolas, de prioridad y socorro. Dos mundos totalmente distintos y separados pero unidos por una única exigencia: la señalización.


En particular, en lo que se refiere al sector industrial, gracias a un **centro de investigación y desarrollo interno de vanguardia**, la empresa ha desarrollado unas líneas de artículos que satisfacen cada exigencia de señalización tanto luminosa como acústica así como conjuntos integrados, destinados a las aplicaciones más variadas, utilizando **tecnologías innovadoras** desde el punto de vista de los componentes electrónicos y de las fuentes luminosas de LED de última generación empleadas sobre todo en el sector de la automatización industrial y aplicaciones en tableros.

Un ejemplo de nuestra atención hacia la innovación está representado por las 4 gamas de columnas luminosas modulares de la serie TWS, MINI TWS - BABY TWS - MICRO TWS - NANO TWS por medio de las cuales SIRENA reafirma, en el año 2008, su posición de **líder entre los más importantes fabricantes internacionales**.

La organización de la empresa cuenta actualmente con 200 empleados, 14 Agencias de representación y 1.200 distribuidores en el mercado nacional, 250 importadores europeos y extra europeos a nivel internacional.

SIRENA está actualmente **presente en 65 Países en el mundo** y colabora con importantes marcas tanto en el sector electrotécnico como en el del Primer Equipo automotriz.

Sirena
en cualquier parte es
sinónimo de
seguridad
en la
señalización.



Linea acustica Acoustic range

Sirene elettriche industriali Industrial electric motor sirens

56-59



MINI CELERE
MINI CELERE BA CELERE
CELERE BA SUPER CELERE
SUPER CELERE BA



MINI CELEREST
MINI CELEREST BA CELEREST
CELEREST BA



SUPER CELEREST
SUPER CELEREST BA CELERSON



MICRO W10 N MICRO W10 R MICRO W10 AT



MINI MIDFON
MINI MIDFON BA MIDFON
MIDFON BA MAXIFON
MAXIFON BA

Sirene elettroniche Electronic sirens

60-64



SE 12/30 MS 5 SE 12/31 MS 5



SE 12/41 MS 5 SE 25/50 MS 5 SE 25/51 MS 5



SE 4/29 MS 5 SE 10/32 MS 5
SE 4/25 L PCL SE 10/32 MS 5 PCL



SE 12/35 MS 32 SE 12/36 MS 32 SEP LD85 MS 32
SE PZ/35 MS 32 SE PZ/36 MS 32 SEP LD85 MS 32 PZ

Ronzatori - Buzzers

64-66



BIMF 5T 2B MAXI BIP LD85 B



MAXI BIP LD85 R BEBIP BIP 81



BIP 92 BIP OS 93 BIP 84

Avvisatori acustici industriali Industrial horns

67-70



BABYSAI LD6 BABYSAI LD6 PG16 MICROSAI
BABYSAI LD6 PG16SI MICROSAI SI



MICROSAI SD MICROSAI R MICROSAI SD R
MICROSAI SD SI MICROSAI R SI MICROSAI SD R SI



SAI SAI SI SAI SD SAI SD SI SEM

Suonerie industriali Industrial bells

71-72



SIAID 165 SIADEL 165 SIAID 215 SIADEL 215



SIAID 265 SIADEL 265 CEAD 165 CEADEL 165



SIAID 215 NAVE
SIADEL 215 NAVE

Sirene elettroniche di preallarme e allarme evacuazione Electronic sirens for prealarm and evacuation warning


73-76



SE0 2 SEV/4S AA SE0 1 SEV/4S AA



SEL 1 SEV/4S AA STF 1SEV/4S AA



BXG5 2 SEV BXG5 2 SEV AA BXG5 1 SEV BXG5 1 SEV AA



F3 SEV/4S AA

Linea sicurezza Security range


76



FIRL DC PULSANTI
RIPRISTINABILI IP 67
P 67 PUSH BUTTONS

Linea evacuazione seriale SEV PCS SEV range serial line PCS

77



SE0 1SEV/4S AA PCS BOX BCP PCS



CENTRALE SEV SY1 AA PCS DR SEV SY PCS
CENTRALE SEV SY2 AA PCS

Linea luminosa Luminous range

Luci rotanti Rotating beacons


82-
88



BABYROT AT/A8 H1



AT/M7 H1 N AT/R5 H1 GF 931



LR 932 PG/R/AGR PG/TOR/AGR ROTALLARM PB L



ROTALLARM PB R ROTALLARM AL B L ROTALLARM AL B R




BLINDO ROTALLARM AL B ROTALLARM STAGNO BLINDO ROTALLARM P AG

Luci fisse, luci lampeggianti, luci a led integrati, luci flash Continuous light beacons, flashing beacons, led integrated beacons, xenon flashing beacons


89-
125



CTL 600 LD 085 CTL 600 CTL 900 LD 165 CTL 900 CTL X 900




CTL 1200 LD 245 CTL 1200 CTL X 1200 MICROLAMP LD 125 MICRO MICROXENOLAMP OVOLUX LD 125 OVO OVOLUX X




OVOLUX P69 LD 125 OVO P69 OVOLUX P69 X OVOLUX E LD 125 OVO E OVOLUX E X OVOLUX BS AFF



OVOLUX BOX P69 AFF OVOLUX KIT AFF OVOLUX BP1 AFF




OVOLUX BP2 AFF OVOLUX BOX P69 KIT AFF



MINIFLASH N LD 365 MINI N XENOFLASH N MINIFLASH P LD 365 MINI P XENOFLASH P XENOFLASH E LD 365 MINI E XENOFLASH E



MAXIFLASH N LD 455 MAXI N MAXIXENOFLASH N MAXIFLASH P LD 455 MAXI P MAXIXENOFLASH P MAXIFLASH E LD 455 MAXI E MAXIXENOFLASH E



BABYLAMP LD 365 BABYLAMP BABYFLASH LAMPALLARM FRESNEL PB LD 455 LAMP PB LAMPALLARM XENOFRESNEL PB




BLINDO LAMPALLARM FRESNEL AL B LAMPALLARM FRESNEL AL B LD 455 LAMP AL B LAMPALLARM XENOFRESNEL AL B




BLINDO LAMPALLARM FRESNEL P AG LAMPALLARM FRESNEL STAGNO LAMPALLARM XENOFRESNEL STAGNO




PG/AGR LD 455 PG/AGR PX/X/AGR BLINDO LAMP FAROLAMP N LD 1445 FARO N FAROLAMP XENO N



FAROLAMP P LD 1445 FARO P FAROLAMP XENO P LD 725 FLAT LD 725 BDFLAT




STROBOLAMP N LD 725 STROBO N LD 865 STROBO N STROBOFLASH N STROBOLAMP AG LD 725 STROBO AG LD 865 STROBO AG STROBOFLASH AG



STROBOLAMP AG PA 2 STR AG ARA 1 STR AG ARA 2H



2 STR AG LD ARA STAFFA DI UNIONE PER 2 STR AG LD SA 1395 LD SA 1195



BLINDO STROBOFLASH AL N BLINDO STROBOFLASH AL AG

Articoli a LED integrati LED integrated products

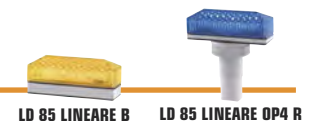
127-
128



LD SP LD MINI OVO LD SX 5Q P



LD SX 5Q R LD SX 5Q I LD 85 LINEARE F B



LD 85 LINEARE B LD 85 LINEARE OP4 R

Semafori industriali Industrial traffic lights

129-
145



LD 3RAV B F LD 2RV B F LD 3RAV R F LD 2RV R F



LD 8Q CBL 6 F/L LD 16Q CBL 9 F/L LD 24Q CBL 12 F/L



SMFR 6.3 SMFR 6.2 SMFR 9.3 SMFR 9.2



SMFR 12.3 LD24Q SMFR 12.2 LD24Q

Linea acustico/luminosa Acoustic/luminous range

Dispositivi di segnalazione
acustico/luminosa
Double warning
signals-audible/visual

149-
157



CTL A 600 FCL LD 085 CTL A 600 CTL A 900 FCL LD 165 CTL A 900 CTL XA 900



CTL A 1200 FCL LD 245 CTL A 1200 CTL XA 1200 MICROLAMP A FCL LD 125 MICRO A MICROXENOLAMP A SLEM LD 125 SLEM SLEM X




SUPERVOLUX SIRLAMP MS 5 LD 125 SIRLAMP MS5 SIRLAMP X

Linea colonne luminose Luminous towers range

Tower Sector
Tower Sector

180-
188



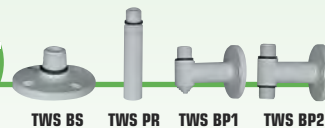
NANO TWS Ø 18 mm MICRO TWS Ø 25 mm




BABY TWS Ø 36 mm MINI TWS Ø 48 mm TWS Ø 72 mm

Accessori Tower Sector
Tower Sector Accessories

189-
190



TWS BS TWS PR TWS BP1 TWS BP2



TWS KIT N TWS PF2 TWS BOX PG9 TWS KIT INOX

Luxor - Luxor

206-
235



LX1 010 F LX2 010 F LX3 010 F LX4 010 F



LX2 040 C LX3 040 C LX4 040 C LX4 060 C



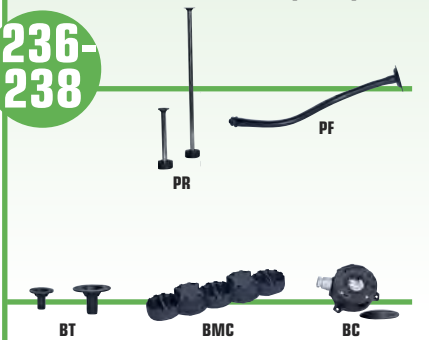
LX1 150 F LX4 201 R LX3 071 F LX4 211 R



LX1 032 C LX2 031 F

Accessori e ricambi Luxor
Luxor accessories and spare parts

236-
238



BT BMC BC PR PF

Linea lampade a LED LED bulbs range

Lampade a LED per pulsanti
LED bulbs for push buttons

244-
246



LDE S LD 015 F LD 024 F



LD 034 F LD 044 F LD 063 F

Lampade a LED frontali
Frontal light LED bulbs

247-
254



LD 3.5.4 C LD 4.5.4 C



LD 3.5.4 SF LD 4.5.4 SF LD 143 F LD 145 F



LD 295 F LD 495 F LD 1085 F



LD 370 F LD 510 F LD 1000 F

Lampade a LED verticali Vertical light LED bulbs

255-
263



LD 103 LD 113 LD 4.5.4 WO LD 105



LD 105 ELLISSE LD 115 LD 205 LD 305 LD 345



LD 405 LD 445 LD 545 LD 605

Lampade a LED aeroportuali LED bulbs for airport warning signals

263-
265



LD SO 545 LD SO 905 LD SO 1505



LD SO 2105 LD SA 835

Lampade a LED per SOV LED bulbs for obstruction warning signals

266-
267



LD SA 1195 LD SA 1395



LD SA 1995 LD SA 3185

Lampade a LED votive Votive LED bulbs

268



LDV 2.5

Linea antideflagrante Atex Explosion-proof Atex range

Spia luminosa Atex Atex warning light

286



EX 045 LD PAG SP

Linea luminosa Atex Atex luminous range

286-
299



EX 050 OVO EX 070 MF
EX 050 LD 125 OVO EX 070 LD 365 MN
EX 050 OVO X EX 070 XF



EX 070 MAF EX 080 BABY
EX 070 LD 455 MX EX 080 LD 365 BABY
EX 070 MXF EX 080 BABY X

Lampade Atex Atex lamps

300-
303



EX 080 BABY R EX 080 LA
EX 080 LD 455 LA EX 080 LA X



EX 080 RA EX 0100 STL
EX 0100 LD 865 STB
EX 0100 STF




EX 070 LF 100 EX 080 LF 200




EX 050 LD EX 070 LD EX 080 LD

Linea acustica Atex Atex acoustic range

304



ETS30/100DB ETS60/109DB



ETS60/114DB ETH12 MD ETH20 MD

Interruttori di emergenza Atex Atex emergency switches

305



EX 025 PAG
EX 035 PAG PCS

**Prodotti per
carrelli elevatori**
**Products for
forklift trucks**

Luci xeno multitemensione
Multi-voltage xenon flashing beacons

**310-
312**



ELEBLITZ 10÷100V 1F FLASH ELEV 10÷100V 1F-2F



FLC 1200 10÷100V 1F FLT ELEV 10÷100V 1F MICROROT ISO B ELEV 10÷100V 1F



MINIFRESNEL ISO B ELEV 10÷100V 1F MINITRUCK 120 10÷100V 1F SFEROFLASH 10÷100V 1F



FLASH ELEV SL 10÷100V 1F-2F MICROROT ISO B ELEV SL 10÷100V 1F



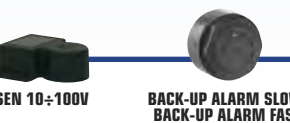
MINIFRESNEL ISO B ELEV SL 10÷100V 1F

Avisatori acustici multitemensione
Multi-voltage back-up alarms

**313-
314**



RES 10÷100V RETRO ALLARM 10÷100V



SEN 10÷100V BACK-UP ALARM SLOW BACK-UP ALARM FAST



BACK-UP ALARM V36L1 SVAR 10÷100V

**Linea fari di
illuminazione**
Light beam signals

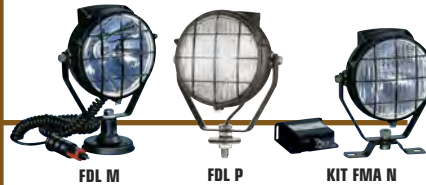
**317-
324**



FO 195 H1 MV FO 195 H1 B



FO 230 HID MV FO 230 HID B FDL A



FDL M FDL P KIT FMA N



KIT FMA A KIT FMA M



FORC S B FOTC S B FORC S A FOTC S A



BD FORC S M FORC INOX S



B2 FORC S B H1
B2 FOTC S B H1
B2 FORC S B HID
B2 FOTC S B HID BILIGHT




FPH H1 FPHS H1

**Dispositivi luminosi
di emergenza**
**Luminous warning
devices**


**327-
332**



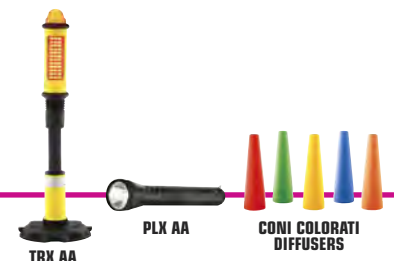
BMX AA BOX C2



BOX V4 BOX P6



BOX P6 SPECIAL BOX G10



TRX AA PLX AA CONI COLORATI DIFFUSERS




MICRO PLX ALIMENTATORE DA RETE MAINS FEEDERS

Linea ricambi e accessori Spare parts and accessories

Ricambi - Cupole Spare parts - Domes

336-
338



CR STF CR RA / BD RA CR LR 932



CR PG-R-PG/R/TOR
PG/L-PG/F-PG/X
AT/A8 CR GF 931 CR FRL - FRX



CR CTL 1200 CR OVO / SLEM /
SUPEROVOLUX CR ML / SIRL / MXL



CR SMFR 6.3/6.2 CR CBL 12 - SMFR
12.3/12.2 LD LX1

Ricambi - Lampade Spare parts - Bulbs

338-
340



LR BA 9s
10W



LR BA 15d
25W



LR BA 15d
T 25W



LR H1



LR H3



LR XENO 1J




LR XENO
16J



LR HID


Accessori - Linea Luminosa Accessories - Luminous Range

341



BP ML / MXL

BAP



BP

AG RA / LA
AG STF

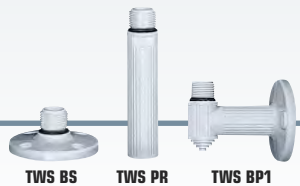


SUP

GR RA / LA

Accessori - Linea TWS - MINI TWS - BABY TWS - OVOLUX - BABY Accessories - TWS - MINI TWS - BABY TWS - OVOLUX - BABY range


342-
343



TWS BS

TWS PR

TWS BP1



TWS BP2

TWS KIT

TWS BOX PG9



TWS AFF

TWS KIT INOX L / 100


TWS KIT INOX L / 200

Accessori Luxor Luxor Accessories

344



PR



PF



BT



BMC



BC

Indice

Index

Obblighi e riferimenti normativi	20
Specifications	21
Normes de référence	22
Bezugsnormen	23
Referencias normativas	24
Guida all'interpretazione e all'applicazione delle norme - linea acustica	20
Guidelines for interpretation and application of the norms - acoustic range	21
Guide pour l'interprétation et l'application des normes - ligne acoustique	22
Leitfaden zur Auslegung und Anwendung der Normen - Akustische Linie	23
Guía para la interpretación y la aplicación de las normas - gama acústica	24
Guida all'interpretazione e all'applicazione delle norme - linea luminosa	26
Guidelines for interpretation and application of the norms - luminous range	29
Guide pour l'interprétation et l'application des normes - ligne lumineuse	32
Leitfaden zur Auslegung und Anwendung der Normen - Optische Linie	35
Guía para la interpretación y la aplicación de las normas - gama luminosa	38
Legenda	42
Legend	43
Legende	44
Legende	45
Leyenda	46
Materiali esterni - indice di protezione	47
External materials - degree of protection	48
Matériaux externes - indices de protection	49
Aussen Materialien - Schutzarten	50
Materiales exteriores - índices de protección	51

LINEA ACUSTICA - ACOUSTIC RANGE	53-78	LEGENDA SIRENE ELETTRONICHE	60
SIRENE ELETTRICHE INDUSTRIALI	56-59	ELECTRONIC SIRENS - LEGEND	
INDUSTRIAL ELECTRIC MOTOR SIRENS		SE 12/30 MS 5	61
MINI CELERE	56	SE 12/31 MS 5	61
MINI CELERE BA	56	SE 12/41 MS 5	61
CELERE	56	SE 25/50 MS 5	61
CELERE BA	56	SE 25/51 MS 5	61
SUPER CELERE	56	SE 4/29 MS 5	62
SUPER CELERE BA	56	SE 10/32 MS 5	62
MINI CELEREST	57	SE 4/25 L PLC	62
MINI CELEREST BA	57	SE 10/32 MS 5 PLC	62
CELEREST	57	SE 12/35 MS 32	63
CELEREST BA	57	SE 12/36 MS 32	63
SUPER CELEREST	57	SE PZ/35 MS 32	63
SUPER CELEREST BA	57	SE PZ/36 MS 32	63
CELERSON	57	SEP LD85 MS 32	64
MICRO W10 N	58	SEP LD85 MS 32 PZ	64
MICRO W10 R	58		
MICRO W10 AT	58	RONZATORI	64-66
MINI MIDFON	59	BUZZERS	
MINI MIDFON BA	59	BIMF 5T 2B	64
MIDFON	59	R BIMF 5T 2B	64
MIDFON BA	59	MAXI BIP LD 85 B	65
MAXIFON	59	MAXI BIP LD 85 R	65
MAXIFON BA	59	BEBIP	65
		BIP 81	66
SIRENE ELETTRONICHE	60-64	BIP 92	66
ELECTRONIC SIRENS		BIP OS 93	66
		BIP 84	66

AVVISATORI ACUSTICI INDUSTRIALI 67-70

INDUSTRIAL HORNS

BABYSAI LD6	67
R BABYSAI LD6	67
BABYSAI LD6 PG16	67
R BABYSAI LD6 PG16	67
BABYSAI LD6 PG16 SI	67
R BABYSAI LD6 PG16 SI	67
MICROSAI	68
MICROSAI SI	68
MICROSAI SD	68
MICROSAI SD SI	68
MICROSAI R - MICROSAI R SI	68
MICROSAI SD R - MICROSAI SD R SI	68
SAI	69
SAI SI	69
SAI SD	69
SAI SD SI	69
SEM	70

SUONERIE INDUSTRIALI 71-72

INDUSTRIAL BELLS

SIAD 165 R - SIADEL 165 R	71
SIAD 165 G - SIADEL 165 G	71
SIAD 215 R - SIADEL 215 R	71
SIAD 215 G - SIADEL 215 G	71
SIAD 265 R - SIADEL 265 R	71
SIAD 265 G - SIADEL 265 G	71
CEAD 165 R - CEADEL 165 R	72
CEAD 165 G - CEADEL 165 G	72
SIAD 215 NAVE - SIADEL 215 NAVE	72

SIRENE ELETTRONICHE DI PREALLARME 73-76

E ALLARME EVACUAZIONE

ELECTRONIC SIRENS FOR PREALARM AND EVACUATION WARNING

SEO 2SEV/4S AA	73
SEO 1SEV/4S AA	73
SEL 1SEV/4S AA	74
STF 1SEV/4S AA	74
BX 65 2 SEV - BX 65 2 SEV AA	75
BX 65 1 SEV - BX 65 1 SEV AA	75
F3 SEV/4S AA	76

LINEA SICUREZZA 76

SECURITY RANGE

FIRL DC	76
PULSANTI IP 67 - PUSHBUTTONS IP67	76

LINEA EVACUAZIONE SERIALE SEV PCS 77

SEV RANGE SERIAL LINE PCS

LINEA LUMINOSA - LUMINOUS RANGE 79-146

LUCI ROTANTI 82-88

ROTATING BEACONS

BABYROT	82
BABYROT H	82
AT/A8 H1	83
AT/M7 H1	83
AT/R5 H1	83
GF 931	84
LR 932	84
PG/R/AGR	85
PG/TOR/AGR	85
ROTALLARM P B L	86
ROTALLARM P B R	86
ROTALLARM AL B L	86
ROTALLARM AL B R	86
BLINDO ROTALLARM AL B	87
BLINDO ROTALLARM P AG	87
ROTALLARM STAGNO	88

LUCI FISSE - LUCI LAMPEGGIANTI - 89-125

LUCI A LED INTEGRATI - LUCI FLASH

CONTINUOUS LIGHT BEACONS - FLASHING BEACONS - LED INTEGRATED BEACONS - XENON FLASHING BEACONS

CTL 600 F MT	89
CTL 600 L MT	89
LD 085 CTL 600	89
CTL 900 F MT	90
CTL 900 L MT	90
LD 165 CTL 900	90
CTL X 900	91
CTL 1200 F MT	91
CTL 1200 L MT	91
LD 245 CTL 1200	92
CTL X 1200	92
MICROLAMP F MT	93
MICROLAMP L MT	93
LD 125 MICRO	93
MICROXENOLAMP	94
OVOLUX F MT	94
OVOLUX PG9 F MT	94
OVOLUX E F MT	95
OVOLUX: sistemi applicativi - application systems	95
OVOLUX L MT	95
OVOLUX PG9 L MT	96
OVOLUX E L MT	96
OVOLUX: sistemi applicativi - application systems	96
LD 125 OVO F	97
LD 125 OVO F PG9	97
LD 125 OVO F E	97
LD 125 OVO	98

Indice

Index

LD 125 OVO PG9	98	FAROLAMP N LF	116
LD 125 OVO L E	98	FAROLAMP P LF	116
OVOLUX X	99	FAROLAMP N	116
OVOLUX PG9 X	99	FAROLAMP P	117
OVOLUX E X	99	LD 1445 FARO N	117
OVOLUX: sistemi applicativi - application systems	99	LD 1445 FARO P	117
MINIFLASH N F MT	100	FAROLAMP XENO N	118
MINIFLASH P F MT	100	FAROLAMP XENO P	118
MINIFLASH E F MT	100	LD 725 FLAT	119
MINIFLASH N	101	LD 725 BDFLAT	119
MINIFLASH P	101	STROBOLAMP N LF	119
MINIFLASH E	101	STROBOLAMP AG LF	119
LD 365 MINI N	102	STROBOLAMP AG PA	120
LD 365 MINI P	102	2 STR AG ARA 100W	120
LD 365 MINI L E	102	1 STR AG ARA 2H 75W	120
XENOFASH N	103	2 STR AG LD ARA	121
XENOFASH P	103	STROBOLAMP N	122
XENOFASH E	103	STROBOLAMP AG	122
MAXIFLASH N F MT	104	LD 725 STROBO N	123
MAXIFLASH P F MT	104	LD 725 STROBO AG	123
MAXIFLASH E F MT	104	LD 865 STROBO N	123
MAXIFLASH N	105	LD 865 STROBO AG	123
MAXIFLASH P	105	STROBOFLASH N	124
MAXIFLASH E	105	STROBOFLASH AG	124
LD 455 MAXI N	106	BLINDO STROBOFLASH AL N	125
LD 455 MAXI P	106	BLINDO STROBOFLASH AL AG	125
LD 455 MAXI L E	106		
MAXIXENOFASH N	107	ARTICOLI A LED INTEGRATI	126-128
MAXIXENOFASH P	107	LED INTEGRATED PRODUCTS	
MAXIXENOFASH E	107	LD SP F	126
BABYLAMP F MT	108	LD SP L	126
BABYLAMP L MT	108	LD MINI OVO F	126
LD 365 BABYLAMP	109	LD MINI OVO L	126
BABYFLASH	109	LD SX 5Q P	127
LAMPALLARM FRESNEL P B F MT	110	LD SX 5Q R	127
BLINDO LAMPALLARM FRESNEL AL B F MT	110	LD SX 5Q I	127
LAMPALLARM FRESNEL P B L	110	LD 85 LINEARE F B	128
LAMPALLARM FRESNEL AL B L	111	LD 85 LINEARE B	128
BLINDO LAMPALLARM FRESNEL AL B L	111	LD 85 LINEARE OP4 R	128
BLINDO LAMPALLARM FRESNEL P AG L	111		
LAMPALLARM FRESNEL STAGNO	112	SEMAFORI INDUSTRIALI	129-145
LD 455 LAMP PB	112	INDUSTRIAL TRAFFIC LIGHTS	
LD 455 LAMP AL B	112	LD 3RAV B F	129
LAMPALLARM XENOFRESNEL P B	113	LD 2RV B F	129
LAMPALLARM XENOFRESNEL AL B	113	LD 3RAV R F	129
LAMPALLARM XENOFRESNEL STAGNO	113	LD 2RV R F	129
PG/AGR/F MT	114	LD 8Q CBL 6 F/L	130
PG/AGR/L	114	LD 16Q CBL 9 F/L	130
LD 455 PG/AGR	114	LD 24Q CBL 12 F/L	130
PG/X/AGR	115	SMFR 6.3 F	131
BLINDO LAMP	115	SMFR 6.2 F	131

Indice

Index

SMFR 6.3 F A	131
SMFR 6.2 F A	132
SMFR 6.3 LD 8Q	132
SMFR 6.2 LD 8Q	132
SMFR 6.3 LD 8Q A	133
SMFR 6.2 LD 8Q A	133
SMFR 9.3 F	133
SMFR 9.2 F	134
SMFR 9.3 F A	134
SMFR 9.2 F A	135
SMFR 9.3 LD 16Q	135
SMFR 9.2 LD 16Q	136
SMFR 9.3 LD 16Q A	136
SMFR 9.2 LD 16Q A	137
SMFR 9.3 X 1J 1F	137
SMFR 9.2 X 1J 1F	138
SMFR 9.3 X 1J 1F A	138
SMFR 9.2 X 1J 1F A	139
SMFR 12.3 F	139
SMFR 12.2 F	140
SMFR 12.3 F A	140
SMFR 12.2 F A	141
SMFR 12.3 LD 24Q	141
SMFR 12.2 LD 24Q	142
SMFR 12.3 LD 24Q A	142
SMFR 12.2 LD 24Q A	143
SMFR 12.3 X 6J 1F	143
SMFR 12.2 X 6J 1F	144
SMFR 12.3 X 6J 1F A	144
SMFR 12.2 X 6J 1F A	145

LINEA ACUSTICO/LUMINOSA **147-157** **ACOUSTIC/LUMINOUS RANGE**

LD 085 CTL A 600	149
LD 165 CTL A 900	149
LD 245 CTL A 1200	149
CTL A 600 FCL	150
CTL A 900 FCL	150
CTL XA 900	150
CTL A 1200 FCL	151
CTL XA 1200	151
MICROLAMP A FCL	152
LD 125 MICRO A	152
MICROXENOLAMP A	152
SLEM F	153
SLEM L	153
LD 125 SLEM F	154
LD 125 SLEM L	154
SLEM X	155
SUPERVOLUX	155
SIRLAMP MS 5	156

LD 125 SIRLAMP MS 5	156
SIRLAMP X MS 5	157

LINEA COLONNE LUMINOSE **159-238** **LUMINOUS TOWERS RANGE**

LINEA TWS	161-190
TWS RANGE	

Tws e Luxor: due filosofie a confronto	161
Tws and Luxor: comparison of two philosophies	162
Tws et Luxor: la comparaison entre deux philosophies	163
Tws und Luxor : Vergleich zwischen zwei Philosophien	164
Tws y Luxor: dos filosofías comparadas	165

Tower Sector: TWS - MINI TWS	166-170
Tower Sector: BABY TWS - MICRO TWS - NANO TWS	171-172
Tower Sector: TWS - MINI TWS - BABY TWS - MICRO TWS - NANO TWS	173

Legenda	174
Legend	175
Legende	176
Legende	177
Leyenda	178

NANO TWS B.C	180
LD NANO TWS F	180
MICRO TWS B.C.	181
LD MICRO TWS F	181
MICRO TWS A	181
BABY TWS B.C.	182
LD BABY TWS F	182
BABY TWS A	182
MINI TWS B.C.	183
LD MINI TWS F/L	183
MINI TWS A	183
TWS B.C.	184
TWS F MT	184
TWS L MT	184
TWS F SMD	185
TWS MULTI SMD	185
LD 125 TWS F	186
LD 125 TWS L	186
TWS X	187
TWS A	187
TWS AM	188
ACCESSORI LINEA TWS	189-190
TWS RANGE ACCESSORIES	

Indice

Index

LINEA LUXOR	191-238	LX2 082 F	209	LX4 112 F	215
LUXOR RANGE		LX2 122 F	209	LX4 083 F	215
Legenda	193	LX2 072 F	209	LX4 073 F	216
Legend	193	LX2 112 F	209	LX4 084 F	216
Legende	194	LX2 083 F	209	LX4 074 F	216
Legende	194	LX2 073 F	209		
Leyenda	195				
		LX3 010 F	210	LUCE LAMPEGGIANTE 217-230	
LUXOR C - F - R - B - X	196	LX3 040 F	210	BLINKING LIGHT	
		LX3 080 F	210	LX1 010 C	217
Sicurezza di esercizio - rapidità e flessibilità di montaggio	197	LX3 120 F	210	LX1 040 C	217
Security and safety in operation - flexible and fast assembly	198	LX3 060 F	210	LX1 080 C	217
Sécurité d'exploitation - rapidité et souplesse de montage	199	LX3 150 F	210	LX1 120 C	217
Betriebssicherheit - rasche und flexible Montage	200	LX3 030 F	210	LX1 060 C	217
Seguridad de funcionamiento - rapidez y flexibilidad de montaje	201	LX3 160 F	210	LX1 150 C	217
		LX3 031 F	210	LX1 030 C	217
Colonne Luxor - montaggio	202	LX3 161 F	210	LX1 160 C	217
Luxor Columns - assembly		LX3 032 F	211	LX1 031 C	217
Colonnes Luxor - montage		LX3 162 F	211	LX1 161 C	217
Luxor Signalsäulen - Montage		LX3 033 F	211	LX1 032 C	217
Columns Luxor - montaje		LX3 163 F	211	LX1 162 C	217
		LX3 070 F	211	LX1 033 C	217
Luxor: informazioni tecniche	203-205	LX3 110 F	211	LX1 163 C	218
Luxor: technical information		LX3 081 F	211	LX1 070 C	218
		LX3 121 F	211	LX1 110 C	218
LUCE FISSA	206-216	LX3 071 F	211	LX1 081 C	218
CONTINUOUS LIGHT		LX3 111 F	212	LX1 121 C	218
LX1 010 F	206	LX3 082 F	212	LX1 071 C	218
LX1 040 F	206	LX3 083 F	212	LX1 111 C	218
LX1 080 F	206	LX3 122 F	212	LX1 060 B	218
LX1 120 F	206	LX3 072 F	212	LX1 150 B	218
LX1 060 F	206	LX3 112 F	212	LX1 030 B	218
LX1 150 F	206	LX3 083 F	212	LX1 160 B	218
LX1 030 F	206	LX3 073 F	212	LX1 070 B	219
LX1 160 F	206	LX3 084 F	213	LX1 110 B	219
LX1 031 F	206	LX3 074 F	213	LX1 081 B	219
LX1 161 F	206			LX1 121 B	219
LX1 032 F	206	LX4 010 F	213		
LX1 162 F	206	LX4 040 F	213	LX2 010 C	219
LX1 033 F	206	LX4 080 F	213	LX2 040 C	219
LX1 163 F	207	LX4 120 F	213	LX2 080 C	219
LX1 070 F	207	LX4 060 F	213	LX2 120 C	219
LX1 110 F	207	LX4 150 F	214	LX2 060 C	219
LX1 081 F	207	LX4 070 F	214	LX2 150 C	219
LX1 121 F	207	LX4 110 F	214	LX2 030 C	219
LX1 071 F	207	LX4 081 F	214	LX2 160 C	219
LX1 111 F	207	LX4 121 F	214	LX2 031 C	219
		LX4 071 F	214	LX2 161 C	220
		LX4 111 F	214	LX2 032 C	220
		LX4 082 F	215	LX2 162 C	220
		LX4 122 F	215	LX2 033 C	220
		LX4 072 F	215	LX2 163 C	220

Indice

Index

LX2 070 C	220	LX3 121 C	224	LX4 084 C	229	LX4 091 F	232
LX2 110 C	220	LX3 071 C	224	LX4 074 C	229	LX4 131 F	232
LX2 081 C	220	LX3 111 C	224	LX4 060 B	229	LX4 101 F	232
LX2 121 C	220	LX3 082 C	224	LX4 150 B	229	LX4 141 F	233
LX2 071 C	220	LX3 122 C	224	LX4 070 B	229	LX4 092 F	233
LX2 111 C	220	LX3 072 C	224	LX4 110 B	229	LX4 102 F	233
LX2 082 C	221	LX3 112 C	224	LX4 081 B	230	LX4 093 F	233
LX2 122 C	221	LX3 083 C	225	LX4 121 B	230	LX4 103 F	233
LX2 072 C	221	LX3 073 C	225				
LX2 112 C	221	LX3 084 C	225	LUCE FLASH	230	LUCE ROTANTE/	234-235
LX2 083 C	221	LX3 074 C	225	XENON FLASHING LIGHT		LAMPEGGIANTE	
LX2 073 C	221	LX3 060 B	225	LX2 020 X	230	ROTATING/BLINKING	
LX2 060 B	221	LX3 150 B	225	LX2 050 X	230	LIGHT	
LX2 150 B	221	LX3 030 B	225	LX3 020 X	230	LX4 090 C	234
LX2 030 B	221	LX3 160 B	225	LX3 050 X	230	LX4 130 C	234
LX2 160 B	221	LX3 070 B	226	LX4 020 X	230	LX4 100 C	234
LX2 070 B	222	LX3 110 B	226	LX4 050 X	230	LX4 140 C	234
LX2 110 B	222	LX3 081 B	226	LX4 021 X	230	LX4 091 C	234
LX2 081 B	222	LX3 121 B	226	LX4 051 X	230	LX4 131 C	234
LX2 121 B	222					LX4 101 C	234
		LX4 010 C	226	LUCE ROTANTE	231	LX4 141 C	235
LX3 010 C	222	LX4 040 C	226	ROTATING LIGHT		LX4 092 C	235
LX3 040 C	222	LX4 080 C	226	LX4 200 R	231	LX4 102 C	235
LX3 080 C	222	LX4 120 C	226	LX4 210 R	231	LX4 093 C	235
LX3 120 C	222	LX4 060 C	227	LX4 220 R	231	LX4 103 C	235
LX3 060 C	222	LX4 150 C	227	LX4 230 R	231	ACCESSORI E	236-238
LX3 150 C	222	LX4 070 C	227	LX4 201 R	231	RICAMBI LINEA LUXOR	
LX3 030 C	223	LX4 110 C	227	LX4 211 R	231	LUXOR ACCESSORIES	
LX3 160 C	223	LX4 081 C	227	LX4 221 R	231	AND SPARE PARTS	
LX3 031 C	223	LX4 121 C	227	LX4 231 R	231		
LX3 161 C	223	LX4 071 C	227				
LX3 032 C	223	LX4 111 C	227	LUCE ROTANTE/FISSA	232-233		
LX3 162 C	223	LX4 082 C	228	ROTATING/CONTINUOUS			
LX3 033 C	223	LX4 122 C	228	LIGHT			
LX3 163 C	223	LX4 072 C	228	LX4 090 F	232		
LX3 070 C	223	LX4 112 C	228	LX4 130 F	232		
LX3 110 C	224	LX4 083 C	228	LX4 100 F	232		
LX3 081 C	224	LX4 073 C	228	LX4 140 F	232		

LINEA LAMPAD E LED LED BULBS RANGE

239-272

Legenda 241
Legend / Legende / Legende / Leyenda

Caratteristiche tecniche 242
Technical characteristics / Caractéristiques techniques
Technische Eigenschaften / Características técnicas

Confronto led/lampade a filamento 243

Led/filament bulbs comparison /
Comparaison ampoules à led/à filament
Led-Leuchtmittel/Glühlampen - Vergleich /
Comparación lámparas de led's/lámparas incandescentes

Dati tecnici 269-272

Technical data / Données techniques/
Technische Daten / Datos técnicos

Indice

Index

LAMPADRE LED PER PULSANTI	244-246	LAMPADRE LED VOTIVE - VOTIVE LED BULBS	268
LED BULBS FOR PUSHBUTTONS		LDV 2.5	268
LDE S	244		
LD 015 F	244	LINEA ANTIDEFLAGRANTE ATEX	273-306
LD 024 F	245	EXPLOSION-PROOF ATEX RANGE	
LD 034 F	245	Legenda	275
LD 044 F	246	Legend	
LD 063 F	246	Legende	
		Legende	
		Leyenda	
LAMPADRE LED FRONTALI	247-254	Direttiva 94/9/EC "ATEX"	276
FRONTAL LIGHT LED BULBS		"ATEX" Directive 94/9/EC	278
LD 3.5.4 C	247	Directive 94/9/EC "ATEX"	280
LD 4.5.4 C	247	"ATEX" Richtlinie 94/9/EC zertifiziert	282
LD 3.5.4 SF	248	Norma 94/9/EC "ATEX"	284
LD 4.5.4 SF	249		
LD 143 F	250	LINEA LUMINOSA ANTIDEFLAGRANTE	286-303
LD 145 F	250	EXPLOSION-PROOF LUMINOUS RANGE	
LD 295 F	252	SPIA LUMINOSA ATEX	286
LD 495 F	252	ATEX WARNING LIGHT	
LD 1085 F	253	EX 045 LD PAG SP	286
LD 37Q F	253		
LD 51Q F	254	SEGNALAZIONE LUMINOSA ATEX	286-299
LD 100Q F	254	ATEX LUMINOUS WARNING SIGNALS	
		EX 050 OVO F	286
LAMPADRE LED VERTICALI	255-263	EX 050 OVO L	287
VERTICAL LIGHT LED BULBS		EX 050 LD 125 OVO	287
LD 103	255	EX 050 OVO X	288
LD 113	256	EX 070 MF F	288
LD 4.5.4 WO	257	EX 070 MF L	289
LD 105	257	EX 070 LD 365 MN	289
LD 105 ELLISSE	258	EX 070 XF	290
LD 115	258	EX 070 MAF F	290
LD 205	259	EX 070 MAF L	291
LD 305	260	EX 070 LD 455 MX	291
LD 345	261	EX 070 MXF	292
LD 405	261	EX 070 MXF ELEV	292
LD 445	262	EX 080 BABY F	293
LD 545	262	EX 080 BABY L	293
LD 605	263	EX 080 LD 365 BABY	294
		EX 080 BABY X	294
LAMPADRE LED AEROPORTUALI	263-267	EX 080 BABY R	295
LED BULBS FOR AIRPORT WARNING SIGNALS		EX 080 LA F	295
LD SO 545	263	EX 080 LA L	296
LD SO 905	264	EX 080 LA L H	296
LD SO 1505	264	EX 080 LD 455 LA	296
LD SO 2105	265	EX 080 LA X	297
LD SA 835	265	EX 080 RA	297
LD SA 1195	266	EX 080 RA H	297
LD SA 1395	266	EX 0100 STL F	298
LD SA 1995	267		
LD SA 3185	267		

EX 0100 STL L	298
EX 0100 STL L H	298
EX 0100 LD 865 STB	299
EX 0100 STF	299

LAMPADE ATEX 300-303

ATEX LAMPS

EX 070 LF 100	300
EX 080 LF 200	300
EX 050 LD SO 545	301
EX 070 LD SO 905	301
EX 080 LD SO 1505	301
EX 080 LD SO 2105	302
EX 050 LD SA 835	302
EX 070 LD SA 1195	302
EX 070 LD SA 1395	303
EX 080 LD SA 1995	303
EX 080 LD SA 3185	303

LINEA ACUSTICA ATEX 304

ATEX ACOUSTIC RANGE

ETS 30/100DB	304
ETS 60/109DB	304
ETS 60/114DB	304
ETH 12MD	304
ETH 20MD	304

INTERRUTTORI DI EMERGENZA ATEX 305

ATEX EMERGENCY SWITCHES

EX 025 PAG	305
EX 035 PAG PCS	305

RICAMBI LINEA ATEX - ATEX RANGE SPARE PARTS 306

PRODOTTI PER CARRELLI ELEVATORI 307-314 PRODUCTS FOR FORKLIFT TRUCKS

LUCI FLASH MULTITENSIONE 310-312

MULTI-VOLTAGE XENON FLASHING BEACONS

ELEBLITZ 10÷100V 1F	310
FLASH ELEV 10÷100V 1F-2F	310
FCL 1200 10÷100V 1F	310
FTL ELEV 10÷100V 1F	310
MICROROT ISO B ELEV 10÷100V 1F	311
MINIFRESNEL ISO B ELEV 10÷100V 1F	311
MINITRUCK 120 10÷100V 1F	311
SFEROFLASH 10÷100V 1F	311
FLASH ELEV SL 10÷100V 1F-2F	312
MICROROT ISO B ELEV SL 10÷100V 1F	312
MINIFRESNEL ISO B ELEV SL 10÷100V 1F	312

AVVISATORI ACUSTICI MULTITENSIONE 313-314

MULTI-VOLTAGE BACK-UP ALARMS

RES 10÷100V	313
RETROALLARM 10÷100V	313
SEN 10÷100V	313
BACK-UP ALARM SLOW	313
BACK-UP ALARM FAST	313
BACK-UP ALARM V36L1	313
SVAR 10÷100V	314

LINEA FARI ILLUMINAZIONE 315-324

LIGHT BEAM SIGNALS

FO 195 H1 MV	317
FO 195 H1 B	317
FO 230 HID MV	318
FO 230 HID B	318
FARO DI LAVORO A	319
FARO DI LAVORO M	319
FARO DI LAVORO P	319
KIT FMA N	320
KIT FMA A	320
KIT FMA M	321
CONVERTITORE SWITCHING	321
FORC S B - FOTC S B	322
FORC S A - FOTC S A	322
FORC S CON GRIGLIA	322
FORC INOX S	323
B2 FORC S B H1 100W - B2 FOTC S B H1 100W	323
B2 FORC S B HID - B2 FOTC S B HID	323
BILIGHT	324
FPH H1	324
FPHS H1	324

DISPOSITIVI LUMINOSI DI EMERGENZA 325-332

LUMINOUS WARNING DEVICES

BMX AA	327
BOX C2	328
BOX V4	328
BOX P6	328
BOX P6 SPECIAL	329
BOX G10	329
TRX AA	330
PLX AA	331
MICRO PLX	331
AR V4 - AR G10 - AR 3 CRB - AR G10/3	332

LINEA RICAMBI E ACCESSORI 333-344

SPARE PARTS AND ACCESSORIES

CUPOLE - DOMES	336-338
LAMPADINE - BULBS	338-340
ACCESSORI - ACCESSORIES	341-344



Obblighi e riferimenti normativi

La **direttiva europea macchine 2006/42/CE** stabilisce l'installazione obbligatoria a bordo macchina di idonei dispositivi di segnalazione acustica e luminosa, essenziali alla sicurezza degli operatori in ambito industriale. Gran parte degli argomenti trattati nella direttiva sono relativi ad aspetti progettuali per la messa in sicurezza globale del "sistema macchina". Il punto 2 dell'introduzione mette in risalto, con quanto segue, la sempre crescente importanza che la segnalazione a bordo macchina ha assunto nel tempo:

"Il settore delle macchine costituisce una parte importante del settore della meccanica ed è uno dei pilastri industriali dell'economia comunitaria. Il costo dovuto all'alto numero di infortuni provocati direttamente dall'utilizzazione delle macchine può essere ridotto integrando la sicurezza nella progettazione e nella costruzione stessa delle macchine, nonché effettuando una corretta installazione e manutenzione".

Sirena ha concentrato la propria attenzione nello sviluppo della segnalazione adatta a tutti i diversi stati di sicurezza che il sistema prevede, e senza abbandonare una filosofia che accompagna il nostro modus operandi da sempre, ovvero che principalmente...

...“UN SEGNALE DEVE SEMPRE ESSERE IN GRADO DI AVVISARE DI UN PERICOLO IMMINENTE E DEVE INDICARE L'INIZIO E LA DURATA DI UNA SITUAZIONE PERICOLOSA”.

Guida all'interpretazione e all'applicazione delle norme - Linea acustica

Le norme internazionali in materia di sicurezza in ambienti industriali stabiliscono l'installazione obbligatoria di idonei dispositivi di segnalazione acustica, attivabili in caso di allarme, pericolo o emergenza, per la sicurezza degli addetti ai moderni processi di produzione.

Le variabili del segnale acustico fissate dalle norme internazionali in materia di sicurezza sono:

- il livello di pressione acustica misurato in decibel (dB);
- il campo di frequenza del suono in Hertz (Hz);
- la distanza tra dispositivo e destinatario;
- la presenza di altre fonti di rumore.

Il livello in dB deve essere superiore di 15dB rispetto al livello di rumorosità ambientale e in ogni caso maggiore di 65dB; mentre la frequenza centrale del segnale acustico deve essere compresa tra i 300 e i 3000 Hz e differire il più possibile dalla frequenza centrale in cui il rumore ambientale è più forte.

L'applicazione di queste regole necessita l'utilizzo del fonometro - strumento che consente di rilevare il livello in dB e la frequenza in Hz - e dei dati tecnici di ogni modello di segnalatore acustico, presenti nel catalogo Sirena. I dati relativi al livello acustico dei segnalatori Sirena forniscono il livello di pressione acustica in dB misurati in camera anecoica alla distanza di un metro sull'asse del segnalatore: i dati forniti a catalogo si riferiscono al livello acustico massimo; su richiesta, però, possono essere fornite al cliente ulteriori informazioni relative allo spettro acustico di ogni segnalatore Sirena.

Per una corretta ed efficace installazione è sufficiente sovrapporre idealmente lo spettro acustico del segnalatore prescelto allo spettro acustico della rumorosità ambientale, in modo da evidenziare il differenziale di livello di pressione acustica in dB e il differenziale di campo di frequenza in Hz.

Nella scelta del miglior dispositivo, è necessario tener conto anche di alcune informazioni di carattere tecnico riportate di seguito.



SIRENE ELETTROMECCANICHE

Le sirene elettromeccaniche sono adatte per segnalazioni di breve durata e non per servizio continuo; emettono un suono lineare e raggiungono la frequenza fondamentale dopo un breve periodo. Il suono lineare consiste in un sibilo continuo che può - dopo alcuni minuti - tendere ad abituare l'orecchio: per migliorare la sua udibilità può essere reso modulato o intermittente mediante l'utilizzo di un modulatore.



AVVISATORI ACUSTICI

Gli avvisatori acustici elettromagnetici a membrana vibrante e a pistone battente emettono suoni caratteristici, immediatamente percepibili e differenziabili.

Questi segnalatori sono a bassa frequenza, a maggiore portata e idonei per brevi segnalazioni di chiamata o di allarme. Il suono da essi emesso è lineare e può essere reso intermittente mediante il nostro modulatore.



AVVISATORI ACUSTICI PIEZOELETTRICI

Gli avvisatori acustici piezoelettrici emettono suoni a frequenze ben definite, e con soglia spesso superiore ai 2000 Hz, per la trasmissione di segnali in ambienti circoscritti. La caratteristica acuta della frequenza li rende estremamente distinguibili.



SIRENE ELETTRONICHE

Le sirene elettroniche magnetodinamiche e con tromba esponenziale sono segnali acustici ad alta frequenza, idonei per segnalazioni di breve portata.

Rispetto ai segnalatori di tipo elettromeccanico, presentano diversi vantaggi:

- risparmio nei consumi
- maggior resa acustica con possibilità di regolazione
- tonalità variabile nelle frequenze di suono
- possibilità di suono progressivo
- servizio continuo
- possibilità di abbinamento con segnalazione luminosa



Specifications

European Machine Directive 2006/42/CE requires the installation of appropriate audible and visual warning devices as an essential safety requirement for the operator in industrial environments. The majority of the issues examined in the directive relate to design characteristics that assure complete safety of the whole "machinery system". Point 2 of the introduction highlights the ever increasing importance of a signalling device onboard a machine, i.e.: "The machinery sector is an important part of the engineering industry and is one of the industrial mainstays of the Community economy. The social cost of the large number of accidents caused directly by the use of machinery can be reduced by inherently safe design and construction of machinery and by proper installation and maintenance."

Sirena has concentrated on the development of signalling equipment suitable for all the safety conditions that the system provides for and, not forgetting our philosophy that has always accompanied our "modus operandi" that is...

... "AN ALARM SIGNAL MUST ALWAYS BE ABLE TO REVEAL AN IMMINENT DANGER AND A DANGEROUS SITUATION"

Guidelines for interpretation and application of the norms - Acoustic range

Current International standards for safety require the installation of an audible warning device in order to attract the attention of the operator and to indicate a dangerous or emergency situation.

The suitability of an audible alarm for a specific application is determined by the following factors:

- sound output DECIBEL (dB);
- sound frequency Hertz (Hz);
- the distance between the audible warning device and the operator;
- the existing environmental noise

International safety standards have established that the dB level must be 15dB higher than that of the ambient noise and the siren must, however, have a minimum sound output of 65dB. The sound frequency of the siren, at the point where the sound output is greatest, must differ as much as possible to the frequency of the ambient noise. Sound frequency, however, must be between 300 and 3000 Hz.

To put these rules into force the use of a phonometer is necessary - an instrument that allows the measurement of the dB and Hz frequency levels - and by consulting the technical data of the various types of audible signals in the SIRENA catalogue.

The sound output dB (A) level of Sirena's audible warning devices are accurately measured in an anechoic testing chamber at a distance of one meter from the axis of the device, the ratings given in the catalogue refer to maximum sound levels; on request further information regarding the sound spectrum for all SIRENA audible warning signals can be supplied.

To select the correct product to be installed the sound spectrum of the siren must be superimposed upon the sound spectrum of the ambient noise. The differential dB level and the differential frequencies Hz are therefore immediately recognized.

Additional factors to be considered when selecting an audible warning device.



ELECTRIC MOTOR SIRENS

Electric Motor Sirens are suitable for short duty cycle and not for continuous operation. They produce a single tone sound and reach their specified operating frequency quickly. A single sound is very effective but can be easily accustomed to and loses its effectiveness after a short time: to improve the sound output a modulated or intermittent tone can be obtained by using a modulator.



HORNS AND BELLS

Horns and Bells produce distinct sounds which are easily distinguishable. These products have low frequencies and are suitable for a variety of signalling applications especially long distance, short call signals or danger signals. They produce a continuous sound that can be changed to intermittent by using a modulator.



PIEZOELECTRIC AUDIBLE WARNING SIGNALS

Piezoelectric audible warning signals have very distinct sound frequencies often over 2000 Hz used for signalling in restricted areas. These high-pitched frequencies make them extremely distinguishable.



ELECTRONIC SIRENS

Magnetodynamic and exponential horn electronic sirens have a high frequency sound output suitable for short distance use. In general, electronic sirens have the following advantages over electric motor sirens:

- low power consumption
- greater sound output with volume adjustment
- variable tone in the sound frequency
- progressive sound
- continuous operation
- combined audible/visual signal



Normes de référence

La **Directive Européenne Machines 2006/42/CE** rend obligatoire à bord des machines l'installation de dispositifs de signalisation acoustique et lumineuse adéquats, essentiels à la sécurité des opérateurs dans l'environnement industriel. Une grande partie des points traités dans la directive concerne l'étude relative à la mise en sécurité globale du "système machine". Le point 2 de l'introduction met en valeur, dans tous ses aspects, l'importance croissante de la signalisation à bord de machine.

"Le secteur des machines constitue une partie importante du secteur de la mécanique et est l'un des piliers industriels de l'économie communautaire. Le coût dû au nombre important d'accidents provoqués par l'utilisation des machines peut être réduit en intégrant la sécurité dans le développement et la construction des machines, mais aussi en effectuant une installation et une manutention correctes".

Sirena a concentré son attention sur le développement de la signalisation adaptée pour les différents stades de sécurité requis, et sans abandonner une philosophie qui accompagne notre modus operandi de toujours, en particulier...

... "UN SIGNAL DOIT TOUJOURS ETRE EN CONDITION D'AVERTIR D'UN DANGER IMMINENT ET DOIT INDICHER LE DEBUT ET LA DUREE D'UNE SITUATION DANGEREUSE".

Guide pour l'interprétation et l'application des normes - Ligne acoustique

Les normes internationales en matière de sécurité dans l'industrie imposent l'installation de dispositifs de signalisation acoustique adéquats qui doivent être mis en fonction en cas d'alarme ou d'urgence, afin d'assurer la sécurité du personnel intervenant dans les processus modernes de production.

Pour une installation correcte et efficace, les normes fixent des critères précis concernant les variables principales du signal acoustique:

- le niveau de pression acoustique mesuré en "DECIBEL" (dB)
- la gamme de fréquence du son émis en "HERTZ" (Hz).
- la distance entre le dispositif et le destinataire
- la présence d'autres sources de bruits.

Le niveau en dB doit être au moins supérieur de 15 dB au niveau du bruit ambiant et de toute façon supérieur à 65 dB. Le signal acoustique doit se différencier au maximum de la plage de fréquence dans lequel le bruit ambiant est le plus fort et, de toute façon, doit être compris entre 300 et 3000 Hz. Pour appliquer ces règles, il est indispensable de mesurer à l'aide d'un SONOMETRE le niveau et la fréquence sonore du bruit ambiant et de se référer aux données techniques indiquées dans notre catalogue concernant chaque modèle de dispositif acoustique de notre production. Les données relatives au niveau acoustique de nos avertisseurs indiquent le niveau de pression acoustique dB (A) mesuré en chambre anéchoïque à la distance d'un mètre sur l'axe de l'avertisseur. Les données indiquées sur notre catalogue se réfèrent au niveau acoustique maximal. Sur demande, nous pouvons donner aux clients des informations complémentaires concernant le spectre sonore de chaque dispositif de signalisation de notre production. Pour une installation correcte et efficace, il suffit de superposer idéalement le spectre sonore de l'appareil de signalisation choisi au spectre sonore du bruit ambiant; on pourra ainsi apprécier immédiatement le différentiel du niveau de pression acoustique en dB et le différentiel relatif de la gamme de fréquence en Hz. Dans le choix du dispositif de signalisation acoustique le meilleur et le plus approprié, il faudra aussi prendre en considération d'autres informations de caractère technique et suivre les conseils suivants.



SIRENES ELECTROMECCANICHE

Les sirènes électromécaniques sont indiquées pour des signalisations brèves et non pas pour un service continu; elles émettent un son linéaire et atteignent la fréquence fondamentale après peu de temps. Le son linéaire est en soi très efficace et consiste en un sifflement continu qui après peu de minutes habitue l'oreille; pour améliorer son audibilité on peut le rendre modulé ou intermittent à travers l'utilisation d'un Modulateur Electronique (ME).



AVVISATEURS ACOUSTIQUES

Les avertisseurs acoustiques électromagnétiques à membrane vibrante et avec piston battant sur la cloche, émettent des sons caractéristiques et immédiatement audibles et différents des autres sons. Ces dispositifs de signalisation sont normalement à basse fréquence, à longue portée, et indiqués pour des brefs signaux d'alarme ou d'appel.

Le son émis est linéaire et peut devenir intermittent à travers notre Modulateur Electronique (ME).



AVVISATEURS ACOUSTIQUES PIEZO-ELECTRIQUES

Les avertisseurs acoustiques piézo-électriques émettent des sons à des fréquences bien définies, avec un seuil souvent supérieur à 2000 Hz, pour la transmission de signaux en environnement délimité. La caractéristique aigue de la fréquence la rend extrêmement identifiable.



SIRENES ELECTRONIQUES

Les sirènes électroniques magnétodynamiques ou à chambre de compression sont en général des signaux acoustiques à haute fréquence, indiquées pour des signalisations de brève portée. Elles présentent les avantages suivants par rapport aux autres dispositifs de signalisation électromécaniques:

- moindre consommation
- plus haute puissance acoustique avec possibilité de réglage
- tonalité variable dans les fréquences de son
- possibilité d'intensité sonore progressive
- service continu
- possibilité d'intégration avec la signalisation lumineuse.



Bezugsnormen

Nach der europäischen Maschinennorm 2006/42/EG muss man in der Industrie die Installation zur Sicherheit des Bedieners, geeignete akustische und optische Warngeräte an Maschinen installieren.

Ein großer Teil der Themen dieser Richtlinie betreffen die Projektstudie für die globale Gewährleistung der Sicherheit des Systems „Maschine“.

Der Punkt 2 der Einleitung hebt die im Laufe der Zeit immer größere Bedeutung der Signalisierung an Maschinen hervor:

“Der Maschinenbau ist ein wichtiger technischer Teilsektor und einer der industriellen Kernbereiche der Wirtschaft in der Gemeinschaft. Die sozialen Kosten der durch den Umgang mit Maschinen unmittelbar hervorgerufenen zahlreichen Unfälle lassen sich verringern, wenn der Aspekt der Sicherheit in die Konstruktion und den Bau von Maschinen einbezogen wird und wenn Maschinen sachgerecht installiert und gewartet werden.“

Sirena hat seine Aufmerksamkeit auf die Entwicklung der für jeden Sicherheitszustand vom System vorgesehenen geeigneten Signalisierung konzentriert, und ohne die Philosophie zu vergessen, die unseren Modus operandi seit jeher begleitet, d.h. ...

...“EIN SIGNAL MUSS IMMER VOR EINER DROHENDEN GEFAHR WARNEN UND MUSS DEN ANFANG UND DIE DAUER EINER GEFÄHRLICHEN SITUATION ANGEBEN“

Leitfaden zur Auslegung und Anwendung der Normen - Akustische Linie

Die internationalen Sicherheitsnormen in der Industrie regeln die zwingend erforderliche Installation geeigneter akustischer Warnsignale. In Alarm-, Gefahr- und Notfällen, in denen die Sicherheit oder Gesundheit der Belegschaft gefährdet ist, werden diese Signale eingesetzt.

Für eine richtige und wirksame Installation geben die Normen Vorgaben zum Einsatz des akustischen Signals:

- der Schalldruckpegel in Dezibel (dB) gemessen;
- der Frequenzbereich der externen Umgebungsfaktoren in Hertz (Hz) gemessen;
- die Distanz zwischen Gerät und Empfänger;
- die Einflüsse anderer Störquellen

Der Schalldruckpegel in dB muss mindestens 15 dB höher als der Störschallpegel sein und mindestens 65 dB betragen. Die Durchschnittsfrequenz des akustischen Signales sollte zwischen 300 und 3000 Hz bestimmt werden und muss von der Durchschnittsfrequenz, in dem das Störsignal am höchsten ist, soweit wie möglich auseinander liegen. Bei Anwendung dieser Richtlinien benötigt man das Phonometer für die Messungen der Schallpegel in dB und der Frequenzen in Hz. Die technischen Daten in unserem Katalog über jedes SIRENA Modell der akustischen Signalgeräte sollten bekannt sein.

Die Daten über den Schallpegel unserer Signalgeräte geben den Schalldruckpegel in dB an, der in echofreier Schallkammer bei einem Meter Distanz auf Geräteachse gemessen wird; die Daten in unserem Katalog beziehen sich auf den maximalen Schallpegel. Auf Anfrage geben wir unseren Kunden weitere Informationen über das Schallspektrum jedes Sirena Signalgerätes.

Für eine richtige und wirksame Installation genügt es, das Schallspektrum des ausgewählten Signalgerätes auf das Schallspektrum des Umgebungsgeräusches anzupassen. Man kann sofort den Unterschied des Schalldruckpegels in dB und den Unterschied des Frequenzbereiches in Hz erkennen.

Bei der Wahl des besten und geeignetsten akustischen Signalgerätes sollte man alle technischen Informationen und die folgenden Daten beachten.



ELEKTRISCHE SIRENEN

Die elektrischen Sirenen sind geeignet für Signalisierung kurzer Dauer und nicht für Dauerbetrieb. Sie erzeugen eine lineare Tonfolge und erreichen die Grundfrequenz nach kurzer Zeit. Die lineare Tonfolge ist zwar wirksam, das menschliche Ohr gewöhnt sich aber schon nach wenigen Minuten daran. Für die Verbesserung ihrer Hörbarkeit kann man diese moduliert oder aussetzend durch die Verwendung eines elektronischen Modulators betrieben werden.



ELEKTROMAGNETISCHE AKUSTISCHE SIGNALGERÄTE

Die elektromagnetischen akustischen Signalgeräte mit vibrierender Membran und mit vibrierendem Klöppel erzeugen eindeutige und erkennbare Tonfolgen. Diese Signalgeräte sind normalerweise ausgestattet mit niedriger Tonfrequenz, höherer Tonfolge und können intermittierend durch unseren elektronischen Modulator betrieben werden.



PIEZOELEKTRISCHE AKUSTISCHE SIGNALGERÄTE

Die piezoelektrischen akustischen Signalgeräte erzeugen Tonfolgen mit bestimmten Frequenzen und oft höher als 2000 Hz; diese sind geeignet für Signalisierung in umgrenzten Umgebungen. Die hohe Frequenz macht diese Signalgeräte äußerst eindeutig und erkennbar.



ELEKTRONISCHE SIRENEN

Die elektronischen magnetodynamischen Sirenen oder Exponential-Trichter-Lautsprecher sind hauptsächlich akustische Signalgeräte mit Hochfrequenz, geeignet für noch kürzere Signalisierung. Im Vergleich zu anderen elektromechanischen Signalgeräten haben diese Sirenen folgende Vorteile:

- niedriger Stromverbrauch
- höhere regelbare Lautstärke
- wechselnde Tonfolge bei Schallfrequenzen
- Möglichkeit von progressiver Tonfolge
- Dauerbetrieb
- Kombinationsmöglichkeit mit optischer Signalisierung.



Referencias normativas

La **directiva europea de maquinaria 2006/42/CE** establece la instalación obligatoria a bordo máquina de dispositivos adecuados de señalización acústica y luminosa, esenciales a la seguridad de los operadores en ambiente industrial. Buena parte de los argumentos tratados en la directiva son relativos a aspectos proyectivos por la puesta en seguridad global del "sistema máquina". El punto 2 de la introducción subraya, con lo que sigue, la importancia siempre mayor que la señalización a bordo máquina ha asumido en el tiempo:

"El sector de las máquinas constituye una parte importante del sector de la mecánica y es uno de los pilares industriales de la economía comunitaria. El coste debido al alto número de infortunios provocados directamente por el empleo de las máquinas puede reducirse completando la seguridad en el proyecto y en la fabricación misma de las máquinas, y realizando además una correcta instalación y mantenimiento".

Sirena ha concentrado su misma atención en el desarrollo de la señalización adecuada a todos los distintos estados de seguridad que el sistema prevé, y sin abandonar una filosofía que acompaña nuestro modus operandi desde siempre, o sea que básicamente...

"UNA SEÑAL TIENE QUE SER SIEMPRE EN GRADO DE AVISAR DE UN PELIGRO INMINENTE Y TIENE QUE INDICAR EL PRINCIPIO Y LA DURACIÓN DE UNA SITUACIÓN PELIGROSA".

Guía para la interpretación y la aplicación de las normas - Gama acústica

Las normas internacionales en materia de seguridad en los ambientes industriales, hacen obligatorio el empleo de dispositivos de señalización acústica que deben ser activados en los casos de alarma, peligro o emergencia que puedan perjudicar la salud o la seguridad del personal en los modernos procesos de producción.

Las normas plantean criterios precisos para una correcta y eficaz instalación, que tienen que ver con las dos principales variables internas de la señal acústica:

- nivel de presión acústica, medida en DECIBELIOS (dB)
- campo de frecuencia del sonido emitido en HERTZ (Hz)
- la distancia entre el dispositivo y el destinatario
- la distancia entre el dispositivo y el destinatario en presencia de otras fuentes de ruido.

El valor en dB tiene que estar, por lo menos, en 15 dB por encima del nivel del ruido ambiental y en cualquier caso ser superior a los 65 dB.

La frecuencia central, en la que la señal acústica es más fuerte, tiene que diferenciarse lo más posible de la frecuencia central del ruido ambiental más fuerte y de cualquier manera debe de estar entre los 300 y 3000 Hz. Para una correcta aplicación de dichas reglas se tendrá que utilizar el fonómetro para efectuar las medidas del nivel y de las frecuencias del ruido ambiental, así mismo es necesario conocer también los datos técnicos indicados en nuestro catálogo que se refieren a cada avisador acústico fabricado por SIRENA.

Los datos relativos al nivel acústico de nuestros avisadores, indican el nivel de presión acústica en dB (A) determinados en la cámara anecoica a la distancia de 1m sobre el eje del artículo. Los datos indicados en nuestro catálogo se refieren al nivel acústico máximo. Bajo petición, se pueden suministrar a los clientes más informaciones relativas al espectro acústico de cada señalizador fabricado por SIRENA.

Para una correcta y eficaz instalación es suficiente sobreponer idealmente el espectro acústico del señalizador escogido al espectro acústico del rumor del ambiente; de esta manera podrá comprobarse de inmediato la diferencia en la presión acústica en dB y relativa diferencia del campo de frecuencia.

Para poder elegir el mejor y más idóneo dispositivo de señalización, es necesario tener en cuenta también otras informaciones técnicas y nuestras siguientes sugerencias.

SIRENAS ELECTROMECÁNICAS



Las sirenas electromecánicas se recomiendan para avisos breves y no para servicio continuo, dado que emiten un sonido lineal y alcanzan la frecuencia de trabajo en poco tiempo. El sonido lineal es de por sí altamente eficaz y consiste en un tono continuo, pero al que después de algunos minutos el oído se puede acostumbrar. Con el fin de mejorar su audibilidad puede convertirse en modulado o intermitente mediante el empleo de un Modulador Electrónico (ME).

AVISADORES ACÚSTICOS



Los avisadores acústicos electromagnéticos a membrana vibrante y los timbres a pistón vibrante sobre campana emiten sonidos característicos e inmediatamente perceptibles y diferenciables de otros sonidos.

Normalmente dichos señalizadores tienen bajas frecuencias, mayor alcance y se adaptan a señales cortas de llamada o alarma. El sonido emitido es lineal y puede convertirse en intermitente mediante nuestro Modulador Electrónico

AVISADORES ACÚSTICOS PIEZO-ELÉCTRICOS



Los avisadores acústicos piezo-eléctricos emiten sonidos a frecuencias definidas, y con umbral a menudo superior a 2000 Hz, para la transmisión de señales en ambientes circunscritos; la característica aguda de la frecuencia los vuelve extremadamente distinguibles.

SIRENAS ELECTRÓNICAS



Las sirenas electrónicas magnetodinámicas o de perfil exponencial direccional son generalmente avisadores acústicos de alta frecuencia, idóneos para señalizaciones de menor alcance. Respecto a los avisadores electromecánicos, presentan las ventajas que a continuación citamos:

- Bajo consumo
- Mejor rendimiento acústico y posibilidad de reglaje
- Tonalidades variables en las frecuencias del sonido
- Posibilidad de intensidad de sonido progresiva
- Servicio continuo
- Posibilidad de acoplamiento con una señal luminosa.

DECIBEL dB(1m) - Unità di misura per il livello sonoro

Il decibel è l'unità di misura del livello sonoro, ma per la portata non esistono indicazioni del tutto valide: fattori come tipo di suono, velocità e direzione del vento, umidità dell'aria, nebbia e pioggia, possono influenzare in maniera considerevole la portata del suono. La tabella indicante il raggio d'azione sotto riportata serve come valore di riferimento teorico.

DECIBEL dB(1m) - Sound level measurement

The sound level is measured in decibels. Exact data relating to the distance the sound can reach are not available as the following factors can influence significantly the sound intensity: type of sound, wind speed and direction, humidity, fog and rain. The table below shows theoretical values.

DECIBEL dB(1m) - Unité de mesure du niveau sonore

Le niveau sonore peut être mesuré mais pour la portée il n'existe pas d'indications valables. Plusieurs facteurs inconnus influencent cette valeur: type de

son, vitesse et direction du vent, humidité de l'air, brouillard et pluie, pour en mentionner quelques-uns. Le tableau ci-dessous qui indique le rayon d'action a seulement une valeur théorique.

DEZIBEL dB(1m) - Masseinheit für den Schallpegel

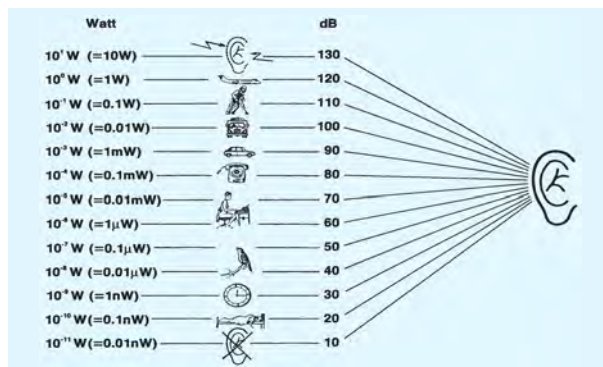
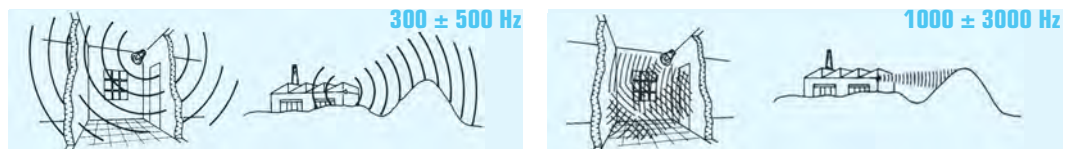
Der Schallpegel ist genau messbar, aber für die „Tragweite bzw. Reichweite“ gibt es keine allgemein gültigen Angaben. Zu viele unbekannte Faktoren beeinträchtigen diesen Wert: Tonart, Windgeschwindigkeit und Windrichtung, Luftfeuchtigkeit, Nebel und Regen, um nur einige zu erwähnen.

DECIBELIO dB(1m) - Unidad de medida para el nivel sonoro

El nivel sonoro puede medirse pero no existen indicaciones completamente validas acerca del alcance. Demasiados factores ignotos influyen sobre este valor: tipo de sonido, velocidad y dirección del viento, humedad del aire, niebla y lluvia, sólo para decir unos factores. La tabla abajo indicada, sólo sirve como valor de referencia teórica.

Propagazione delle onde sonore - Intensità del suono

Diffusion of sound waves - Sound intensity / Propagation des vagues sonores - Intensité du son
Schallwellenausbreitung - Tonhöhe / Propagación de las ondas sonoras - Intensidad del sonido



Soglia di udibilità
Hearing threshold
Seuil audible
Hörschwelle
Umbral acústico

Quanto forte sia un segnale resta sempre relativo (vedere tabella). Un aumento di 3 dB viene percepito dall'orecchio umano come un raddoppiamento del livello sonoro.

The sound perception of an audible signal, therefore, always depends on the application conditions (see table). An increase in sound of 3 dB is heard as a double sound level.

L'intensité d'un signal est toujours relative (voir tableau). Une augmentation de 3 dB est perçue par l'oreille comme le double du niveau sonore.

Wie laut ein Signal ist, bleibt immer relativ (siehe Tabelle). Eine Steigerung von 3 dB empfindet das menschliche Ohr als eine Verdoppelung der Lautstärke.

Por fuerte que sea una señal, su fuerza es relativa (ver tabla). La oreja humana percibe un aumento de 3 dB como una duplicación del nivel sonoro.

Distanza - Distance - Distance - Entfernung - Distancia

m	dB (A)																											
1	65	70	75	80	85	90	92	94	96	98	100	102	104	106	108	110	112	114	116	118	120	122	124	126	128	130		
2	59	64	69	74	79	84	86	88	90	92	94	96	98	100	102	104	106	108	110	112	114	116	118	120	122	124		
3	55	60	65	70	75	80	82	84	86	88	90	92	94	96	98	100	102	104	106	108	110	112	114	116	118	120		
5	51	56	61	66	71	76	78	80	82	84	86	88	90	92	94	96	98	100	102	104	106	108	110	112	114	116		
10	45	50	55	60	65	70	72	74	76	78	80	82	84	86	88	90	92	94	96	98	100	102	104	106	108	110		
20	39	44	49	54	59	64	66	68	70	72	74	76	78	80	82	84	86	88	90	92	94	96	98	100	102	104		
30	35	40	45	50	55	60	62	64	66	68	70	72	74	76	78	80	82	84	86	88	90	92	94	96	98	100		
50	=	36	41	46	51	56	58	60	62	64	66	68	70	72	74	76	78	80	82	84	86	88	90	92	94	96		
100		=	=	40	45	50	52	54	56	58	60	62	64	66	68	70	72	74	76	78	80	82	84	86	88	90		
200				=	39	44	46	48	50	52	54	56	58	60	62	64	66	68	70	72	74	76	78	80	82	84		
300					=	40	42	44	46	48	50	52	54	56	58	60	62	64	66	68	70	72	74	76	78	80		
500						=	38	40	42	44	46	48	50	52	54	56	58	60	62	64	66	68	70	72	74	76		
1000							=	=	=	38	40	42	44	46	48	50	52	54	56	58	60	62	64	66	68	70		
2000								=	=	=	38	40	42	44	46	48	50	52	54	56	58	60	62	64	66	68		
3000											=	=	38	40	42	44	46	48	50	52	54	56	58	60	62	64		
5000													=	=	38	40	42	44	46	48	50	52	54	56	58	60		



Guida all'interpretazione e all'applicazione delle norme Linea luminosa

I segnali luminosi, attraverso le loro due variabili dell'intensità luminosa e del colore, sono in grado di creare un linguaggio in codice per l'invio di informazioni dalla macchina, dalla linea e dal reparto agli operatori.

Secondo le differenti caratteristiche possiamo classificare diversi tipi di segnalatori luminosi nella gamma dei prodotti Sirena.

L'intensità luminosa del segnalatore varia al variare della distanza tra punto di osservazione e osservatore; varia secondo le diverse tipologie di lenti del diffusore e secondo il filtro luminoso colorato interposto tra sorgente luminosa e punto d'osservazione.

L'intensità luminosa dei nostri segnalatori è misurata in Cd(p) (Candele di picco) in camera fotometrica. Le Cd(p) rappresentano un valore assoluto che per essere tradotto nella pratica dell'installazione dei dispositivi deve tenere in considerazione il filtro colorato della cupola. Il dato delle candele di picco è misurato con cupola neutra che lascia passare il 100% della luce, la diminuzione dell'intensità luminosa è progressiva se i filtri sono colorati:

Luce trasmessa	6	5	2	3	1	4
	100%	95%	70%	30%	20%	15%

Il buon senso sull'impiego dei dispositivi luminosi in ambienti industriali, richiede che la loro intensità luminosa sia sempre superiore sia nei casi di segnali di pericolo, che nei casi di segnali di emergenza, rispetto al livello di luminosità ambientale. Quest'ultimo parametro è misurato in LUX, e può essere facilmente rilevato attraverso l'impiego di un apposito strumento denominato LUXMETRO

Lux e lumen sono due diverse interpretazioni del flusso luminoso, ma mentre il lumen è una misura della "quantità di luce" su una porzione di sfera (incentrata sulla sorgente), il lux è una misura relativa all'area piana tangente la porzione sferica. Questo sta a significare che 1 lumen su un'area di 1 m² corrisponde ad 1 lux, mentre lo stesso lumen concentrato in 1 cm² corrisponde a 10 000 lux.

Concentrare quindi l'intensità luminosa e direzionarla verso l'area dell'operatore è fondamentale per ottenere una buona segnalazione.

La relazione tra i LUX e le candele (Cd) è data dalla seguente formula:

$$Cd = LUX \times DISTANZA^2$$

Quindi si ottiene che:

$$10.000 Cd = 10.000 LUX a 1 m$$

$$10.000 Cd = 100 LUX a 10 m$$

L'intensità luminosa di una sorgente luminosa non è legata unicamente alla potenza della sua lampadina filtrata dalla cupola colorata. Nei segnalatori luminosi si ricorre spesso alle ottiche secondarie per amplificare l'intensità. Per ottiche secondarie si intendono lenti e riflettori che, integrati in alcuni casi alla cupola stessa, rendono la segnalazione intensa e direzionale.

Le segnalazioni luminose (fisse, rotanti o lampeggianti) sfruttano sorgenti di diverse tipologie, ottenendo l'effetto desiderato mediante:

- l'accensione e lo spegnimento ciclico di una lampadina a filamento
- la rotazione orbitale periodica di una parabola riflettente intorno all'asse della lampadina sempre accesa
- il lampo ciclico di una lampadina a scarica pilotata da un circuito elettronico
- l'accensione e lo spegnimento ciclico di un LED pilotato da un circuito elettronico.

LUCE LAMPEGGIANTE

La luce lampeggiante ha generalmente un maggior tempo di accensione della lampadina con un'intensità luminosa non molto elevata. La sua efficacia di segnalazione è dovuta al fatto che durante il tempo in cui è accesa, viene illuminata completamente la superficie del segnalatore, che emette luce sui 360°.

LUCE ROTANTE

La luce rotante ha un'intensità luminosa superiore ed un tempo di accensione più ridotto per ciascuno dei possibili punti di osservazione, in quanto ciascuno di essi viene illuminato soltanto al passaggio dello specchio rotante nella sua direzione.

LUCE A FLASH

La luce a flash consente invece la massima intensità luminosa dovuta ad un ancora minor tempo di accensione della lampadina che tuttavia è caratterizzato da un picco di luce molto elevato.

La visibilità di una lampada flash è assicurata nello stesso momento su tutti i 360° e può essere ulteriormente amplificata dalla presenza di un diffusore a lente di Fresnel.

LUCE LED

La luce LED (lampeggiante) ha un tempo di accensione simile a quello della tradizionale lampadina, con luminosità inferiore, ma con elevata definizione ottica. La sua efficacia di segnalazione è dovuta all'utilizzo dei colori, che, grazie ad una frequenza compresa in una banda molto ristretta e precisa, ne aumentano l'effetto SPOT.





Qui di seguito riportiamo un breve elenco delle più tradizionali sorgenti luminose utilizzate nell'ambito della segnalazione luminosa:



Lampada ad incandescenza

È la tecnologia più obsoleta attualmente presente sul mercato. I segnalatori utilizzano la lampada a filamento (tungsteno) ed un circuito supplementare per i lampeggianti.



Lampada alogena

Particolare lampada ad incandescenza che utilizza iodio, kripton e gas Xenon per portare la temperatura del colore a 3000°K ed aumentare l'efficienza luminosa.

Normalmente, a parità di watt assorbiti, la lampada alogena ha un'emissione luminosa superiore alla lampada ad incandescenza tradizionale.



Lampada a scarica (xenon)

Tipo di lampada basata sull'emissione di radiazione elettromagnetica da parte di un plasma di gas ionizzato, ottenuta per mezzo di una scarica elettrica attraverso il gas stesso (Alto Voltaggio). La temperatura del colore è pari a 6000°K, con innalzamento dell'efficienza luminosa.

LED

Trinomio tra:

1. **Basso consumo di energia**
2. **Durata pressochè illimitata** (se paragonata alle altre tecnologie)
3. **Definizione ottica eccellente**



Notevole riduzione delle temperature di esercizio e dei danni provocati dalle vibrazioni delle macchine.

La resa luminosa risulta essere inferiore a quella generata dalle sorgenti tradizionali.

Il LED

Il termine "LED" è un acronimo che sta per "Light Emitting Diode", ovvero "diodo che emette luce". Nato nel 1962 nei laboratori della General Electric, per mano dell'ingegnere Nick Holonyak Jr., il LED non può certo essere considerato una novità.

Diversamente dalle comuni lampadine, il cui filamento funziona a temperature elevatissime ed è caratterizzato da notevole inerzia termica, i led emettono luce fredda, e possono lampeggiare a frequenze molto alte, superiori al Mhz. Oggi è possibile, grazie ai notevoli risultati raggiunti e alle tecniche innovative sviluppate nel campo, ipotizzare sempre più l'impiego nell'illuminazione domestica, nella segnalazione industriale e nel settore Automotive, in sostituzione di lampade ad incandescenza, alogene o fluorescenti compatte (comunemente chiamate a risparmio energetico). Attraverso i nuovi studi, infatti, l'**efficienza luminosa**, ovvero il rapporto tra la quantità di luce prodotta ed il consumo (dato espresso in lumen/Watt) è stato calcolato in un minimo di 3 a 1.

Cos'è il flusso luminoso?

In fotometria si definisce la grandezza **flusso luminoso** (espresso in **Lumen**) come il prodotto tra la potenza emessa da una sorgente luminosa puntiforme e il coefficiente di visibilità. **È dal flusso luminoso che derivano le altre grandezze fotometriche come l'illuminamento, la radianza e l'intensità.**

Cos'è l'efficienza luminosa?

L'**efficienza luminosa** di una sorgente di luce è il rapporto tra il flusso luminoso e la potenza in ingresso. Dimensionalmente è espressa in **lumen/watt**.

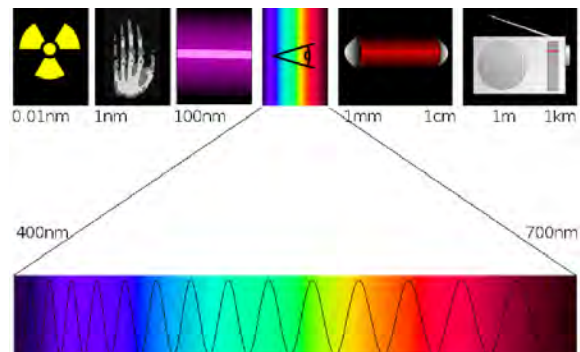
Cos'è l'intensità luminosa?

L'**intensità luminosa** è una grandezza fotometrica e fisica la cui unità di misura nel Sistema Internazionale è la **candela**.

Per Intensità Luminosa si intende il flusso luminoso emesso da una sorgente puntiforme in una determinata direzione nell'angolo solido unitario.

Spettro visibile umano

Lo **spettro visibile** (o **spettro ottico**) è quella parte dello spettro elettromagnetico che cade tra il rosso e il violetto includendo tutti i colori percepibili dall'occhio umano. La lunghezza d'onda della luce visibile nell'aria va indicativamente dai 380 ai 750 nm.






Come si paragonano LED e lampade tradizionali?

In merito a quanto osservato sino ad ora, apparato che l'emissione luminosa in termini di flusso risulta essere nettamente superiore nelle lampade a filamento, dove il LED conviene? Perché il mercato sta scegliendo il LED?

Fondamentalmente il limite dei LED, qualsiasi sia il tipo di applicazione preso in considerazione, è la quantità di luce emessa, che nei modelli di ultima generazione (CREE, LUXEON/PHILIPS, OSRAM per citare alcune delle marche più importanti) per uso professionale di illuminazione civile ed automotive, si attesta intorno ai 350 lm, ma che nei modelli più economici raggiunge solo i 20 lumen.



Osservando i valori dei flussi di emissione luminosa riportati nelle diapositive precedenti, emerge con chiarezza che: **Il paragone tra led e lampade filamento non puo' basarsi sulla quantita' di luce prodotta.**



Ad oggi quindi gli apparecchi a LED non riescono ad essere così performanti come gli apparecchi che utilizzano le lampade tradizionali. **Questo non significa che i LED non saranno mai così performanti!!**

La tecnologia a LED si sta sviluppando in maniera molto rapida e per questo motivo è probabile che nei prossimi 10 anni questa tecnologia sorpasserà, come prestazioni, gli apparecchi tradizionali, grazie anche ai notevoli investimenti dei grandi produttori.

L'unico dato che oggi è possibile utilizzare per giustificare o paragonare, in termini di luminosità, una sorgente a led rispetto ad una sorgente tradizionale, è l'**efficienza luminosa**.

Categoria	Tipo	Efficienza luminosa complessiva (lm/W)	Efficienza lum. complessiva
Combustione	lampada a gas	2	0,3%
Incandescenza	100 W tungsteno, incandescente (220 V)	13,8	2,0%
	100 W tungsteno, alogena (220 V)	16,7	2,4%
	5 W tungsteno, incandescente (120 V)	5	0,7%
	100 W tungsteno, incandescente (120 V)	17,5	2,6%
	tungsteno, alogena, bulbo di quarzo (12-24 V)	24	3,5%
LED	LED bianco	10-189*	1,5-15%
Lampada ad arco	Lampada allo xeno	30-50	4,4-7,3%

*dipende dai modelli

Oggi la tecnologia LED rappresenta sicuramente il futuro dell'illuminazione in quanto può garantire numerosi vantaggi:

- diminuzione della quantità di "materia" utilizzata per la loro produzione; rispetto ai prodotti tradizionali comporta quindi una riduzione degli ingombri e dei pesi, determinando una agevolazione nell'approvvigionamento, stoccaggio e trasporto dei materiali e nella produzione industriale
- ridotto contenuto di sostanze tossiche o nocive; le parti componenti dei LED sono facilmente disaggregabili, smaltibili e riciclabili (allo stesso livello dei normali diodi che si utilizzano in elettronica)
- ridotta emissione di raggi UV ed IR
- lunga durata della vita media
- tecnologia in costante evoluzione



Guidelines for interpretation and application of the norms - Luminous range

Visual warning signals, thanks to the different colours and degrees of brightness, create a language code that allows communication between machines and operators. According to different characteristics we can classify various types of luminous signals in the Sirena product range.

The degree of brightness varies according to:

- the distance between the luminous point and the observer
- the type of lens
- the colour of the dome

The light intensity of Sirena warning signals is measured in Cd (p) in a photometric chamber.

The Cd (p) represents the peak luminous intensity using a transparent dome that allows 100% brightness. The light output is reduced according to the colour of the dome - see table below:

Light transmission	6	5	2	3	1	4
	100%	95%	70%	30%	20%	15%

The correct use of visual signals in industrial environments requires that the light output is always greater than that of the ambient light level with regard to both warning and emergency signalling. The ambient light level must therefore be determined (measured in lux) and is obtained by means of a luxometer. The choice of a light signal depends therefore on the lux measurement and Cd (p) of the beacon.

Lux and lumen represent two different interpretations of luminous flux, but while Lumen measures the "quantity of light" on a portion of the sphere (centred on the source) lux is a measurement relating to the area of a plane, tangent to the sphere. This means that 1 lumen over an area of 1m² corresponds to 1 lux, while the same lumen concentrated in 1 cm² corresponds to 10.000 lux.

It is therefore fundamental to concentrate the light intensity towards the operator to obtain efficient signalling.

The LUX/candela (Cd) data is obtained using the following formula:

$$Cd = LUX \times DISTANCE^2$$

Example:

$$10.000 \text{ Cd} = 10.000 \text{ LUX at } 1 \text{ m}$$

$$10.000 \text{ Cd} = 100 \text{ LUX at } 10 \text{ m}$$

The light emitted through the coloured dome does not depend only on the power of the bulb installed. It is often necessary to use secondary optics to amplify the light intensity. Secondary optics are lenses and reflectors that in some cases when added to the existing dome amplify the intensity and allow directional light.

Light signals (static, rotating or flashing) have different types of light sources and are obtained as follows:

- the on/off cycle of the filament bulb
- periodic rotation of a parabolic mirror around the axis of a continuously lit bulb
- the cyclic flash of a xenon discharge tube driven by an electronic circuit
- the on/off cycle of a LED driven by an electronic circuit.



FLASHING BEACON

Flashing beacon - cyclic ON/OFF of a filament bulb with greater light up times and less light intensity. The effectiveness of the signal is attributed to the illumination of the whole surface during the light up time with emission at 360°.



ROTATING BEACON

Rotating beacon - The parabolic mirror revolves around the bulb emitting an intense beam of light. Each point of observation is illuminated only when the mirror rotates in its direction.



XENON BEACON

Xenon beacon - cyclic flash of a discharge bulb powered by an electronic circuit. Differing from a flashing beacon the xenon discharge has an extremely high peak intensity in a short light up time. Visibility at 360° is guaranteed and can also be amplified by using a Fresnel lens.



LED BEACON (FLASHING)

LED beacon (flashing) - the light up time is similar to that of the traditional bulb, with less luminosity, but the optical effect is more direct. The effectiveness of the signal is attributed to the use of the colours, that thanks to a very limited and precise frequency range, increase the SPOT effect.



Detailed below you will find a description of the traditional light sources used in the warning signalling field:



Incandescent bulbs

The most out of date technology on the market. The beacons are fitted with a filament (tungsten) bulb and an additional circuit for the flash function.



Halogen bulbs

Particular incandescent bulb that uses iodine, Krypton and Xenon gas to bring the temperature of the colour to 3000°K and increases the light efficiency. **The halogen bulb has a greater light output than the traditional incandescent bulb with equal watt consumption.**



Xenon discharge bulbs

This bulb is based on the emission of electromagnetic radiation from an ionized gas plasma, obtained by an electrical discharge by means of the same gas (High voltage). The colour temperature is equal to 6000 °K with increased light efficiency.

LED

Trilogy:

1. **Low power consumption**
2. **Practically unlimited life** (if compared with other types)
3. **Excellent optical definition**



Significant reduction in the operating temperature and damage caused by vibrations. In most cases the light output is less to that generated by the traditional light sources.

LED

LED stands for **Light Emitting Diode** that is a semiconductor light source. This light system was founded in 1962 by Nick Holonyak Jr. in the General Electric laboratories and certainly cannot therefore be considered a new system.

The traditional filament bulb functions at a very high temperature and are characterized by significant thermal inertia, while LED emit a cold light and can flash at a very high frequency. Today, thanks to technical innovations made in the field, it is possible to obtain excellent results with a LED light source in various sectors, i.e. from domestic lighting to the industrial and automotive sectors, substituting small incandescent, halogen and fluorescent bulbs (more commonly known as energy saving). Recent studies carried out on light efficiency, that is to say the relation between the quantity of light produced and the consumption, a minimum of 3 lumen to 1W was calculated.

What is luminous flux?

In **photometry**, **luminous flux** or **luminous power** is the measure of the perceived power of **light**. The other photometric dimensions such as illumination, radiance and intensity are obtained from the luminous flux.

What is luminous efficacy?

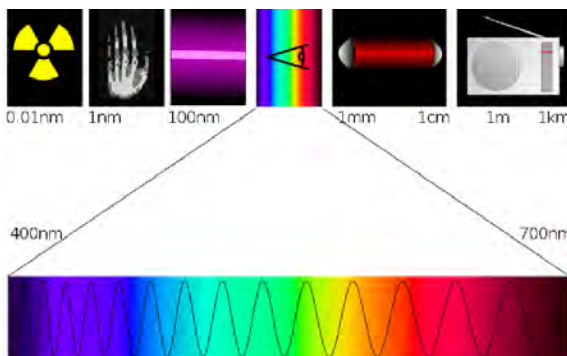
It is the ratio of **luminous flux** (in **lumens**) to **power** (usually measured in **watts**).

What is luminous intensity?

In photometry, luminous intensity is a measure of the wavelength-weighted power emitted by a light source in a particular direction per unit solid angle. The International System of luminous intensity is candela (cd).

Human Visible Spectrum

The **visible spectrum** (or **optical spectrum**) is the portion of the **electromagnetic spectrum** that falls between red and violet including all colours that can be detected by the human eye. A typical human eye will respond to wavelengths from about 380 to 750 nm.





How can we compare led with traditional bulbs?

In view of the aforementioned and, if it has been verified in terms of flux that filament bulbs produce superior luminous emission, where is LED more convenient? Why is LED becoming increasingly more popular on the markets?

Basically, the restriction in LED bulbs, for whatever application, is the quantity of light emitted, that in the latest generation types (CREE, LUXEON/PHILIPS, OSRAM to mention some of the most important brands) for civil and automotive lighting professional use, guarantees 350 lm, but in the more economic models only 20 lumen is reached.



Examining the flux rates of the light output shown in the previous pictures, it clearly reveals that:
The comparison between led and filament bulbs cannot be based on the quantity of light produced.



Today, LED products cannot perform as well as the products that use traditional bulbs. **However, this does not mean that they never will!!**

Developments in LED technology are in constant rapid evolution and it is for this reason that within the next 10 years this technology will more than likely outperform the traditional products thanks also to the significant investments made by the most important manufacturers.

The only values we can use today to justify or compare, in terms of brightness, a LED light source with respect to a traditional light source is the **luminous efficacy**:

Category	Type	Total luminous efficacy (lm/W)	Total luminous efficacy
Combustion	gas lamp	2	0,3%
Incandescent	100 W tungsten, incandescent (220 V)	13,8	2,0%
	100 W tungsten, halogen (220 V)	16,7	2,4%
	5 W tungsten, incandescent (120 V)	5	0,7%
	100 W tungsten, incandescent (120 V)	17,5	2,6%
	tungsten, halogen, quartz bulb (12-24 V)	24	3,5%
LED	white LED	10-189*	1,5-15%
Flash tube	xenon bulb	30-50	4,4-7,3%

*depends on the types

LED technology today without doubt represents the future in the lighting field due to the numerous advantages it guarantees:

- a reduction in the quantity of "material" used for their production with respect to the traditional products, resulting therefore in a decrease in volume and weight, that facilitates supplies, stocks and transport of the material as well as in industrial production.
- less content of toxic or harmful substances, LED components are easy to disaggregate, to dispose of and to recycle (at the same level of the standard diode that are used in electronics).
- less UV and IR rays
- increased duration of the average life
- technology in constant evolution



Guide pour l'interprétation et l'application des normes Ligne lumineuse

Les signaux lumineux, à travers leurs deux variables d'intensité lumineuse et de couleur, sont à même de créer un langage en code pour l'envoi d'informations de la machine à l'opérateur.

Selon les différentes caractéristiques nous pouvons classer les signaux lumineux de la gamme Sirena en divers types.

L'intensité lumineuse de l'avertisseur varie selon le changement de la distance entre le point d'observation et l'observateur, selon les différents types de lentille du diffuseur et enfin selon le filtre lumineux coloré interposé entre source lumineuse et le point d'observation.

L'intensité lumineuse de nos avertisseurs est mesurée en Cd (p) (candela de pic) dans une chambre photométrique. Les candelas de pic Cd (p) représentent une valeur absolue qui, pour être traduite lors de l'installation des dispositifs, doit tenir compte de la distance et du filtre coloré du dôme.

La donnée des candelas de pic est mesurée avec un dôme incolore qui permet le passage de 100% de la lumière; la diminution de l'intensité lumineuse est progressive si les filtres sont colorés.

Trasmission de la lumière	6	5	2	3	1	4
	100%	95%	70%	30%	20%	15%

Le bon sens sur l'emploi des dispositifs lumineux dans les milieux industriels, demande une luminosité toujours supérieure, soit pour les signaux d'avertissement soit pour les signaux d'urgence, au niveau ambiant.

Ce dernier paramètre est mesuré en LUX, il peut être facilement relevé par un appareil spécifique nommé LUXOMETRE.

Lux et lumen sont deux interprétations du flux lumineux, mais si le lumen est la mesure d'une quantité de lumière sur une portion de sphère (centrée sur la source), le lux est une mesure relative à l'aire plane tangente à la portion sphérique. Ceci signifie qu'1 lumen sur une surface de 1 m² correspond à 1 lux, alors que le même lumen concentré sur un cm² correspond à 10 000 lux.

Concentrer donc l'intensité lumineuse en direction de l'opérateur est fondamental pour obtenir une bonne signalisation.

La relation entre les LUX et les Candelas (Cd) est donnée par la formule suivante:

$$\text{Cd} = \text{LUX} \times \text{DISTANCE}^2$$

Donc on obtient:

$$10.000 \text{ Cd} = 10.000 \text{ LUX à } 1 \text{ m}$$

$$10.000 \text{ Cd} = 100 \text{ LUX à } 10 \text{ m}$$

L'intensité lumineuse d'une source de lumière n'est pas uniquement liée à la puissance de l'ampoule filtrée par le dôme coloré. Dans les signalisations lumineuses il est souvent fait recours aux optiques secondaires pour amplifier l'intensité. Par optiques secondaires on entend lentilles ou réflecteurs qui, parfois intégrés au dôme, rendent le signal plus intense et directionnel.

Les signalisations lumineuses (fixes, tournantes ou clignotantes) utilisent des sources de types différents, pour obtenir l'effet désiré par:

- L'allumage et l'extinction cyclique d'une ampoule à filaments
- La rotation orbitale périodique d'une parabole réfléchissante autour de l'axe de l'ampoule toujours allumée.
- L'éclat cyclique d'une ampoule à décharge pilotée par un circuit électronique.
- L'allumage et l'extinction cyclique d'un LED piloté par un circuit électronique.



FEU CLIGNOTANT

Le feu clignotant a normalement une période d'allumage de l'ampoule importante avec une intensité lumineuse peu élevée. Son efficacité de signalisation est due au fait que pendant la période d'allumage la surface de l'avertisseur est illuminée complètement, émettant un signal sur 360°.



FEU TOURNANT

Le feu tournant a une intensité lumineuse supérieure et une période d'allumage plus réduite pour chaque point possible d'observation parce que chacun d'eux est illuminé seulement au passage du miroir tournant dans sa direction.



FEU À ÉCLATS

Le feu à éclats permet, par contre, une intensité lumineuse maximale due à une période d'allumage de l'ampoule encore plus courte qui se caractérise par un pic de lumière très élevé. La visibilité d'un feu à éclats est assurée dans le même temps sur 360° et peut être ultérieurement amplifiée par la présence d'un diffuseur à lentille de Fresnel.



FEU À LED

La lumière LED (clignotante) a un temps d'allumage similaire à celui d'une ampoule traditionnelle, avec une luminosité inférieure, mais une définition optique élevée. Son efficacité de signalisation est due à l'utilisation des couleurs, qui grâce à une fréquence comprise dans une bande très réduite et précise, en augmentent l'effet SPOT.



Ci dessous nous reportons une brève liste des sources lumineuses les plus traditionnelles utilisées pour la signalisation lumineuse:



Ampoule à incandescence

C'est la technologie plus obsolète du marché. Les signalisations utilisent l'ampoule à filament (tungstène) et un circuit supplémentaire pour les clignotants.



Ampoule halogène

Type particulier d'ampoule à incandescence qui utilise l'iode, le krypton et le gaz xénon pour porter la température de la couleur à 3000°K et augmenter l'efficacité lumineuse.

Normalement à parité de watt absorbés l'ampoule halogène a une émission lumineuse supérieure à la lampe à incandescence traditionnelle.



Ampoule à décharge (xénon)

Type d'ampoule basée sur l'émission d'une radiation électromagnétique par un plasma de gaz ionisé, obtenue grâce à une décharge électrique au travers du gaz (haut voltage).

La température de la couleur est de 6000°K, provoquant une augmentation de l'efficacité lumineuse.

LED

Triple avantage :

1. **Faible consommation énergétique**
2. **Durée pratiquement illimitée** (en comparaison avec les autres technologies)
3. **Définition optique excellente.**



Remarquable réduction de la température d'utilisation et des dommages provoqués par les vibrations des machines. Le rendu lumineux est cependant inférieur à celui des ampoules traditionnelles.

Le LED

Le terme « LED » est l'acronyme de « Light Emitting Diode » c'est-à-dire « Diode émettant une lumière ». Créée en 1962 dans les laboratoires de General Electric, par l'ingénieur Nick Holonyak Jr, le LED ne peut pas être considéré une nouveauté.

Différemment des ampoules communes, dont le filament fonctionne à températures très élevées, et caractérisé par une remarquable inertie thermique, les Led émettent une lumière froide, et peuvent clignoter à très haute fréquence, supérieure au Mhz. Il est possible aujourd'hui, grâce aux nouveautés technologiques développées dans ce domaine, d'envisager une utilisation croissante dans l'illumination domestique, dans la signalisation industrielle et automobile, en remplacement des ampoules à incandescence, halogènes ou fluorescentes compactes (appelées communément à économies d'énergie). En effet de nouvelles études ont déterminé que l'**efficacité lumineuse**, c'est-à-dire le rapport entre la quantité d'énergie produite et la consommation (exprimé en lumen/watt) est au minimum de 3 à 1.

Qu'est ce que le flux lumineux?

En photométrie on définit le **flux lumineux** (exprimé en **Lumen**) comme le produit entre la puissance émise par une source lumineuse en forme de point et le coefficient de visibilité. **C'est du flux lumineux que dérivent les autres grandeurs photométriques comme l'illumination, la radiance et l'intensité.**

Qu'est ce que l'efficacité lumineuse?

L'**efficacité** lumineuse d'une source de lumière est le rapport entre le flux lumineux et la puissance en entrée. Elle s'exprime en **lumen/watt**.

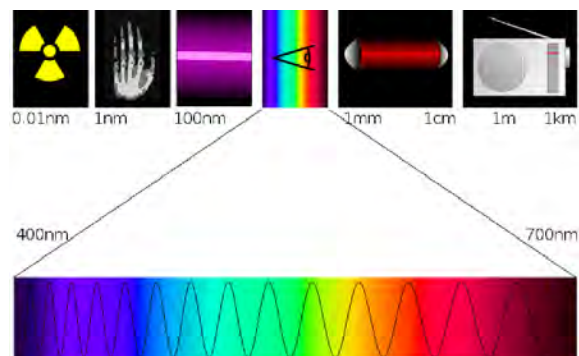
Qu'est ce que l'intensité lumineuse?

L'**intensité lumineuse** est une grandeur photométrique et physique dont l'unité de mesure dans le Système international est la **candela (cd)**.

Par intensité lumineuse on entend le flux lumineux émis par une source en forme de point vers une direction déterminée dans l'angle solide unitaire

Spectre visible humain

Le **spectre visible** (ou **spectre optique**) est la partie du spectre électromagnétique située entre le rouge et le violet incluant toutes les couleurs perceptibles par l'œil humain. La longueur d'onde de la lumière visible dans l'air va de 380 à 750 nm.





Comment comparer les LED et les ampoules traditionnelles?

Au stade de connaissance actuel, et tenant compte du fait que l'émission lumineuse en termes de flux est nettement supérieure aux lampes à filaments, quand convient – il d'utiliser le LED ? Pourquoi le marché se porte t-il vers le LED ?

Fondamentalement, la limite du LED, indépendamment du type d'application, est la quantité de lumière émise, qui dans les modèles de dernière génération pour utilisation professionnelle civile et automobile (CREE, LUXEON/PHILIPS, OSRAM pour ne citer que certaines marques importantes) se situe aux alentours de 350 lm, mais qui dans les modèles plus économiques atteint seulement 20 lumen.



CREE XLAMP XRE
100 lm@350mA



PHILIPS REBEL
130 lumen@350mA



BRIGHTEK SUPERFLUX
20 lm@20mA

Observant les valeurs des flux d'émission lumineuse reportées dans les diapositives précédentes, il ressort clairement que:

La comparaison entre led et ampoules traditionnelles ne peut en aucun cas se baser sur la quantité de lumière produite.



Ampoule à incandescence
60 W - 550 lumen env.



Ampoule Halogène H1
55 W - 1300 lumen env.

Aujourd'hui les appareils à LED ne peuvent pas être aussi performants que ceux utilisant des ampoules traditionnelles. **Ceci ne signifie pas que les LED ne seront jamais aussi performants!**

La technologie à LED se développe de manière rapide et donc il est probable qu'avant 10 ans elle dépassera en performances les appareils traditionnels, grâce aux importants investissements des grands producteurs.

L'unique donnée qu'il est aujourd'hui possible d'utiliser pour justifier ou comparer, en termes de luminosité, une source à led par rapport à une source traditionnelle, est l'**efficience lumineuse**.

Catégorie	Type	Efficience lumineuse d'ensemble (lm/W)	Efficience lum. d'ensemble
Combustion	ampoule à gaz	2	0,3%
Incandescente	100 W tungstène, incandescente (220 V)	13,8	2,0%
	100 W tungstène, halogène (220 V)	16,7	2,4%
	5 W tungstène, incandescente (120 V)	5	0,7%
	100 W tungstène, incandescente (120 V)	17,5	2,6%
	tungstène, halogène, bulbe de quartz (12-24 V)	24	3,5%
LED	LED blanc	10-189*	1,5-15%
Lampe à arc	ampoule au xénon	30-50	4,4-7,3%

*selon les modèles

Aujourd'hui la technologie LED représente sûrement le futur de l'illumination car elle procure de nombreux avantages:

- Diminution de la quantité de « matière » utilisée pour leur production, par rapport aux produits traditionnels comportant donc une diminution des encombrements, facilité d'approvisionnement, de stockage et de transport des matières dans la production industrielle
- Réduction des substances toxiques et nocives, les parties composants les LED sont facilement séparables, destructibles et recyclables (comme les diodes utilisées en électronique)
- Réduction des émissions de rayons UV et IR
- Technologie en évolution constante



Leitfaden zur Auslegung und Anwendung der Normen-Optische linie

Die optischen Signale können durch ihre Lichtstärke und Farbe eine Chiffresprache für Informationen von Maschinen an Bediener liefern. Gemäß den unterschiedlichen Eigenschaften können wir in der SIRENA Produktpalette verschiedene optische Signalgeräte klassifizieren.

Die Lichtstärke des Signalgerätes ändert sich bei Abstandsänderung zwischen Lichtquelle und Beobachter, bei verschiedenen Linsentypen der Hauben und letztlich beim Farbfilter zwischen Lichtquelle und Beobachtungspunkt.

Die Lichtstärke unserer optischen Signalgeräte wird in Cd (p) – Spitzenwert Candela – angegeben und in einer Messkammer gemessen. Candela ist eine Maßeinheit, deren Wert bei der Installation des Signalgerätes, der Abstand und des Haubenfarbfilters beachtet werden muss. Die Candela-Spitzenwert werden mit einer farblosen Lichthaube gemessen, die eine 100%ige Lichtdurchlässigkeit hat. Bei farbigen Lichthauben ist die Verminderung der Lichtstärke progressiv:

Lichtdurchlässigkeit	6	5	2	3	1	4
	100%	95%	70%	30%	20%	15%

Der gesunde Menschenverstand für die Industrie-Anwendung der optischen Signalgeräte schreibt eine Lichtstärke immer höher gegenüber dem Beleuchtungsniveau der Umgebung, sowohl bei Warnsignalen als auch bei Alarmsignalen, vor.

Das Beleuchtungsniveau der Umgebung ist in LUX gemessen und wird mit einem Luxmeter erfaßt;

Folgende Beziehung besteht zwischen "Lux" und "Cd":

$$\text{Cd} = \text{LUX} \times \text{ABSTAND}^2$$

Beispiel:

$$10.000 \text{ Cd} = 10.000 \text{ LUX in } 1 \text{ m}$$

$$10.000 \text{ Cd} = 100 \text{ LUX in } 10 \text{ m}$$

Die Lichtstärke einer Lichtquelle hängt nicht nur von ihrem Leuchtmittel und ihrer farbigen Haube ab. Mit optischen Signalgeräten verwendet man oft eine sekundäre Optik, um die Lichtstärke zu verstärken. Unter sekundären Optiken versteht man Linsen und Reflektoren, die, manchmal schon in der Haube integriert, die Signalisierung stärker und direktional machen.

Die optischen Warnsignale (Dauer-, Rundum- und Blinklicht) verwenden verschiedene Lichtquellen und erreichen den gewünschten Effekt durch:

- das zyklische Aufleuchten einer Glühlampe
- die periodische Umdrehung eines Reflektors um die Achse eines Leuchtmittels, dass immer leuchtet
- der zyklische Blitz eines Entladungsstromes, der durch eine Elektronik gesteuert wird
- das zyklische Aufleuchten einer Diode, die durch eine Elektronik gesteuert wird.



BLINKLEUCHE

Bei einer Blinkleuchte ist die Aufleuchtdauer länger, aber mit einer geringeren Lichtstärke. Ihre Warnwirkung hängt davon ab, ob die gesamte Fläche der Haube beleuchtet ist (360°).



DREHSPIEGELLEUCHE

Die Drehspiegelleuchte - hat eine kürzere Aufleuchtdauer, aber mit einer höheren Lichtstärke, da das Licht mit dem Drehreflektor verstärkt wird.



BLITZLEUCHE

Die Blitzleuchte - hat die größte Lichtstärke durch die sehr kurze Aufleuchtzeit und den sehr hohen Lichtspitzenwert. Das Blitzlicht ist immer über 360° sichtbar und kann durch eine Fresnellinse noch verstärkt werden.



LED-LEUCHE

Die LED-Leuchte (Blinklicht) hat eine Aufleuchtzeit ähnlich der herkömmlichen Leuchtmittel, mit einer niedrigen Lichtstärke aber höheren optischen Auflösung. Ihre Warnwirkung hängt von der Farbenanwendung ab, die dank ihrer in einem engen und sehr präzisen Bereich eingeschlossenen Frequenz die SPOT Effekt erhöhen.



Hierunter eine Liste der herkömmlichen Lichtquellen, die in der optischen Signalisierung verwendet werden:



Glühlampe

Es handelt sich um die älteste Technologie auf dem Markt. Die Signalgeräte verwenden eine Glühlampe (Wolfram) und eine zusätzliche Elektronik für die Blinkleuchten.



Halogenlampe

Besondere Glühlampe, die Jod, Krypton und Xenon enthält, um die Farbtemperatur bis zu 3000° K zu erreichen und die Lichtwirkung zu erhöhen.

Normalerweise bei gleicher Leistung in Watt, die Halogenlampe hat eine höhere Lichtstärke als die herkömmlichen Glühlampe.



Xenon-Entladungslampe

Sie besteht aus einem Glaskolben, der mit einem Edelgasgemisch gefüllt ist. Wird eine genügend hohe Spannung angelegt, findet innerhalb des Glaskolbens eine Entladung unter Bildung einer Funkenstrecke statt. Die Farbtemperatur ist 6000°K, mit Erhöhung der Lichtstärke.

LED

Trinom:

1. **Niedriger Stromverbrauch**
2. **Unbegrenzte Lebensdauer** (im Vergleich zu anderen Technologien)
3. **Sehr gute optische Schärfe**



Niedrige Betriebstemperaturen und Beschränkung der Schäden wegen Vibrationen der Maschinen. Die Lichtstärke ist niedriger als die der herkömmlichen Lichtquellen.

LED

"LED" ist das Kurzwort für „Light Emitting Diode“, beziehungsweise „lichtemittierende Diode“. Erfindet 1962 von Ing. Nick Holonyak Jr. in den General Electric Labors, kann man nicht die LED für eine Neuheit halten. Anders als Glühlampen, emittieren die LED kaltes Licht und können mit sehr hohen Frequenzen (höher als Mhz) blinken.

Heute ist es möglich, dank der erreichten Ergebnisse, eine umfangreiche Anwendung in Haushaltbeleuchtung, in Industriesignalisierung und im Automotivbereich finden, anstatt der Glüh-, die Halogen und die Energiesparlampen.

Nach neuesten Forschungen wurde die **Lichtausbeute**, d.h. der Quotient aus dem von einer Lampe abgegebenen Lichtstrom und deren aufgenommener Leistung (in Lumen pro Watt angegeben), mindestens 3:1 kalkuliert.

Was ist der Lichtstrom?

Der **Lichtstrom** (in **Lumen** angegeben) ist die fotometrische Entsprechung zur Strahlungsleistung. Er ist also eine lichttechnische Größe und berücksichtigt die Wellenlängenabhängigkeit der Empfindlichkeit des menschlichen Auges.

Vom Lichtstrom rühren die anderen fotometrischen Größen her: Beleuchtungsstärke, Strahldichte und Lichtstärke.

Was ist der Beleuchtungswirkungsgrad?

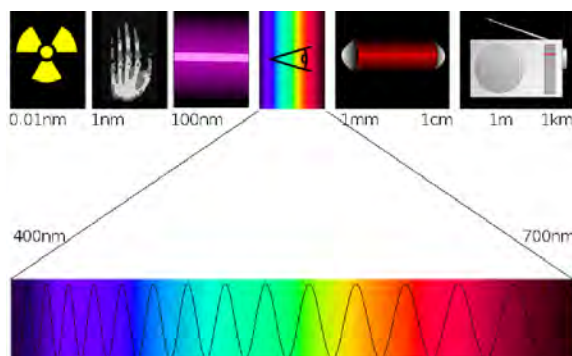
Der **Beleuchtungswirkungsgrad** einer Lampe bezeichnet das Verhältnis des Lichtstroms zur benötigten Energie für die Erzeugung des Lichtstroms. Gängige Angabe ist **lumen/watt**.

Was ist die Lichtstärke?

Die **Lichtstärke** ist eine photometrische und physikalische Größe, deren Einheit im SI-Einheitensystem die **Candela** ist. Die Lichtstärke beziffert den Teil des Lichtstroms, der in eine bestimmte Richtung (pro Raumwinkel) emittiert wird.

Das Lichtspektrum

Das **Lichtspektrum** ist der Teil des elektromagnetischen Spektrums, der ohne technische Hilfsmittel über das menschliche Auge wahrgenommen werden kann. Der Wellenlängen-Bereich des Lichtspektrums reicht dabei von ungefähr 380 bis 750 nm.







Wie kann man LED und die herkömmlichen Lampen vergleichen?

Wir haben bis jetzt bemerkt, dass die Strahlungsleistung einer Glühlampe deutlich höher als die einer LED ist. Warum denn wählt der Markt immer mehr die LED?

Grundlegend ist der Lichtstrom die Grenze der LED. Dieser in den Versionen neuer Generation (z.B. CREE, LUXEON/PHILIPS, OSRAM) beträgt ungefähr 350 lm, in den billigen Typen erreicht jedoch der Lichtstrom nur 20 lm.



Bei Betrachtung der vorher angegebenen Werte des Lichtstroms geht deutlich hervor, dass **den Vergleich zwischen Led und Glühlampe kann nicht auf die Menge des emittierenden Lichtes basiert werden.**



Bis heute sind die LED-Vorrichtungen nicht so leistungsfähig wie die Geräte, die herkömmlichen Lampen verwenden. Das bedeutet nicht, dass diese LED-Geräte nie so leistungsfähig sein werden!! Die LED-Technologie entwickelt sich sehr schnell und deshalb wird diese Technologie, in den nächsten 10 Jahren die herkömmlichen Geräte übertreffen, was die Leistungen angeht, auch dank den Investitionen der wichtigsten Hersteller.

Die einzige Angabe für den heutige Vergleich zwischen LED-Lichtquellen und herkömmlichen Lichtquellen ist der **Beleuchtungswirkungsgrad**.

Kategorie	Type	Gesamter Beleuchtungswirkungsgrad (lm/W)	Gesamter Beleuchtungswirkungsgrad
Verbrennung	Gaslampe	2	0,3%
Glühen	100 W Wolfram, Glühlampe (220 V)	13,8	2,0%
	100 W Wolfram, Halogenlampe (220 V)	16,7	2,4%
	5 W Wolfram, Glühlampe (120 V)	5	0,7%
	100 W Wolfram, Glühlampe (120 V)	17,5	2,6%
	Wolfram, Halogenlampe, Quarzglas (12-24 V)	24	3,5%
LED	Weißer LED	10-189*	1,5-15%
Entladungsbogenlampe	Xenon-Entladungsröhre	30-50	4,4-7,3%

*es hängt von den Typen ab

Schon heute ist die LED-Technologie die Zukunft der Beleuchtung, da diese viele Vorteile bietet:

- Verringerung der Stoffmenge für ihre Produktion, d.h. Verringerung der Ausmaße und Gewichte, um die Versorgung, die Lagerung und den Transport der Materialien zu erleichtern
- Reduzierte Ausstrahlung der UV- und IR Strahlen
- Lange Lebensdauer
- Ständige Entwicklung der Technologie



Guía para la interpretación y la aplicación de las normas Gama luminosa

Las señales luminosas, a través de sus dos variables de la intensidad luminosa y del color pueden originar un lenguaje en código para el envío de informaciones desde la máquina, la línea y el departamento hacia los operadores.

Según las distintas características podemos clasificar tipos diferentes de señalizadores luminosos en la gama de los productos SIRENA.

La intensidad luminosa del señalizador varía de acuerdo a la distancia entre el punto de observación y el observador; varía así mismo, según los diferentes modelos de lente del difusor; y, finalmente, varía según el filtro luminoso coloreado colocado entre la fuente de luz y el punto de observación.

La intensidad luminosa de nuestros avisadores viene medida en Cd(p) (Candelas/pico) en una cámara fotométrica. Las Cd(p) representan un valor absoluto que, para ser traducido en la práctica de la instalación de los aparatos, debe considerar el filtro coloreado del difusor. El dato referente a las candelas de pico se obtiene con difusor neutro y, por lo tanto, con el 100% de la luz. La disminución de la intensidad luminosa es progresiva si los filtros son coloreados.

Transmisión de luz	6	5	2	3	1	4
	100%	95%	70%	30%	20%	15%

El sentido común sobre la utilización de dichos dispositivos luminosos en ambientes industriales, requiere que su intensidad luminosa sea siempre superior sea en los casos de señales de peligro, sea en los casos de señales de emergencia, con respecto al nivel de luminosidad ambiental. Este último parámetro es medido en LUX, y puede ser fácilmente comprobado utilizando un instrumento específico llamado LUXOMETRO.

Lux y lumen son dos distintas interpretaciones del flujo luminoso, pero mientras el lumen es una medida de la "cantidad de luz" sobre una porción de esfera (basada en la fuente), el lux es una medida relativa al área llana tangente la porción esférica. Este significa que 1 lumen sobre un área de 1 m² corresponde a 1 lux, mientras que el mismo lumen concentrado en 1 cm² corresponde a 10.000 lux.

Concentrar entonces la intensidad luminosa y dirigirla hacia el área del operador es fundamental para lograr una buena señalización.

La relación entre los LUX y las candelas (Cd) se consigue utilizando la fórmula siguiente:

$$Cd = LUX \times DISTANCIA^2$$

Se logra entonces que:

$$10.000 Cd = 10.000 LUX a 1 m$$

$$10.000 Cd = 100 LUX a 10 m$$

La intensidad luminosa de una fuente luminosa no es vinculada únicamente a la potencia de su lámpara filtrada por la cúpula coloreada. En los aparatos luminosos se hace uso a las ópticas secundarias para amplificar la intensidad. Para ópticas secundarias se entienden las lentes y reflectores que integrados en algunos casos al difusor mismo, vuelven la señalización intensa y direccional.

Las señalizaciones luminosas (fijas, rotativas o intermitentes) disfrutan fuentes de distinto tipo, alcanzando el efecto deseado por medio:

- el encendido y apagamiento cíclico de una lámpara de filamento
- la rotación orbital periódica de una parábola reflectante alrededor del eje de la lámpara siempre encendida
- el destello cíclico de una lámpara de descarga gobernada por un circuito electrónico
- el encendido y el apagamiento cíclico de un LED gobernado por un circuito electrónico.



LUZ INTERMITENTE

La luz intermitente tiene generalmente un tiempo superior de encendido de la lámpara con una intensidad luminosa no muy elevada. Su eficacia de señalización se consigue gracias a la iluminación completa, a 360°, de la superficie en que está encendida.



LUZ ROTATIVA

La luz rotativa tiene una intensidad luminosa superior y un tiempo de encendido más reducido para cada uno de los puntos posibles de observación, puesto que cada uno de éstos sólo viene iluminado al pasar la parábola giratoria en su dirección.



LUZ DE XENÓN

La luz de Xenón ofrece la máxima intensidad luminosa debido a un tiempo de encendido de la lámpara todavía menor con un pico de luz, sin embargo, muy elevado.

La visibilidad de una luz de Xenón es a 360° y puede ser amplificada por la presencia de un difusor de lente de Fresnel.



LUZ LED

La luz LED (destellante) tiene un tiempo de encendido similar al de la lámpara tradicional, con luminosidad inferior, sino con una elevada definición óptica. Su eficacia de señalización es debida al empleo de los colores que, gracias a una frecuencia incluida en una banda muy estrecha y precisa, aumentan el efecto SPOT.



A continuación mencionamos una breve lista de las fuentes luminosas más tradicionales en el ámbito de la señalización luminosa:



Lámpara incandescente

Se trata de la tecnología más anticuada actualmente presente en el mercado. Los aparatos utilizan la lámpara incandescente (tungsteno) y un circuito suplementario para las luces intermitentes.



Lámpara halógena

Se trata de una lámpara incandescente singular que utiliza yodo, kriptón y gas xenón para llevar la temperatura del color a 3000° K y aumentar la eficacia luminosa.

Normalmente, en igualdad de vatios absorbidos, la lámpara halógena tiene una emisión luminosa superior a la lámpara incandescente tradicional



Lámpara de descarga de xenón

Es un tipo de lámpara basada en la emisión de una radiación electromagnética por parte de un plasma de gas ionizado, conseguida por medio de una descarga eléctrica a través el gas mismo (alto voltaje). La temperatura del color es igual a 6000° K, con levantamiento de la eficiencia luminosa

LED

Trinomio entre:

1. **Baja absorción de energía**
2. **Durada casi ilimitada** (si comparada con otras tecnologías)
3. **Definición óptica excelente**



Notable reducción de las temperaturas de ejercicio y de los daños provocados por las vibraciones de las máquinas.

El rendimiento luminoso resulta ser inferior a lo engendrado por las fuentes tradicionales.

El LED

El término "LED" es un acrónimo del inglés "Light-Emitting Diode", o sea diodo emisor de luz. Nacido en 1962 en los laboratorios de General Electric, por mano del ingeniero Nick Holonyak Jr., el LED no puede por cierto ser considerado una novedad.

De otra manera de las bombillas comunes, cuyo filamento funciona a temperaturas elevadas y es caracterizado por una notable inercia térmica, los LEDs emiten luz fría y pueden destellar a frecuencias muy altas, superiores al Mhz. Hoy es posible, con resultados importantes alcanzados gracias a las técnicas innovadoras desarrolladas en el sector, suponer cada vez más la utilización en la iluminación doméstica, en la señalización industrial y en el sector Automóvil, en sustitución de lámparas incandescentes, halógenas o fluorescentes compactas (comúnmente llamadas de ahorro energético). Por los nuevos estudios, en efecto, **la eficiencia luminosa** o bien la relación entre la cantidad de luz producida y el consumo (dato expreso en lumen/Watt), ha sido calculado en un mínimo de 3 a 1.

¿Qué es el flujo luminoso?

En fotometría se define el tamaño **flujo luminoso** (expreso en **Lumen**) como el producto entre la potencia emitida por una fuente luminosa puntiforme y el coeficiente de visibilidad. **Desde el flujo luminoso derivan los otros tamaños fotométricos como la iluminación, la radiancia y la intensidad.**

¿Qué es la eficiencia luminosa?

La **eficiencia luminosa** de una fuente de luz es la relación entre el flujo luminoso y la potencia de entrada. Dimensionalmente es expresada en lumen/watt.

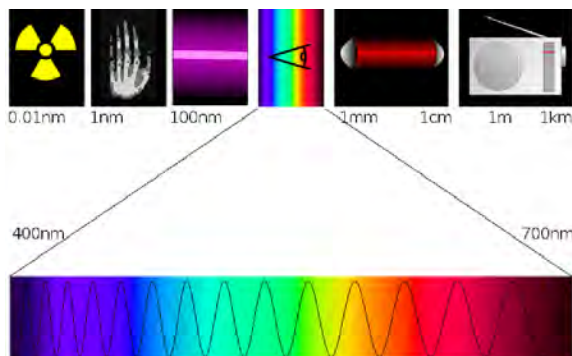
¿Qué es la intensidad luminosa?

La **intensidad luminosa** se define como tamaño fotométrico y físico cuya unidad de medida en el Sistema Internacional es la **candela**.

Por intensidad luminosa se entiende el flujo luminoso emitido por una fuente puntiforme en una determinada dirección en el ángulo sólido unitario.

Espectro visible humano

El **espectro visible** (o **espectro óptico**) es la parte del espectro electromagnético que cae entre el rojo y la violeta incluyendo todos los colores perceptibles del ojo humano. La longitud de onda de la luz visible en el aire va aproximadamente desde 380 a 750 nm.





¿Cómo se comparan LEDs y lámparas tradicionales?

Respecto a cuánto observado hasta ahora, comprobado que la emisión luminosa en términos de flujo resulta ser claramente superior en las lámparas de filamento. ¿dónde conviene el LED? ¿Porqué el mercado está eligiendo el LED? Fundamentalmente el límite de los LEDs, cualquiera sea el tipo de aplicación tomado en consideración, es la cantidad de luz emitida, que en los modelos de última generación (CREE, LUXEON/PHILIPS, OSRAM para citar algunas de las marcas más importantes) para uso profesional de iluminación civil y automóvil, se certifica alrededor de los 350 lm, que todavía en los modelos más económicos sólo alcanza los 20 lúmenes.



CREE XLAMP XRE
100 lm@350mA



PHILIPS REBEL
130 lumen@350mA



BRIGHTEK SUPERFLUX
20 lm@20mA

Respetando los valores de los flujos de emisión luminosa enseñados en las diapositivas precedentes, es claro que: **la comparación entre los leds y lámparas de filamento no puede basarse en la cantidad de luz producida.**



Lámpara incandescente
60 W - 550 lúmenes aprox.



Lámpara halógena H1
55W - 1300 lúmenes aprox.

Hoy en día por lo tanto las performance de los aparatos de LEDs no llegan a ser como aquellas de los aparatos que utilizan las lámparas tradicionales. **¡Eso no significa que los LEDs no serán nunca así excelentes!!** La tecnología de LED se está desarrollando de manera muy rápida y por eso es probable que en los próximos 10 años esta tecnología superará como prestaciones los aparatos tradicionales, gracias también a las notables inversiones de los grandes productores.

El único dato que hoy en día es posible utilizar para justificar o comparar, en términos de luminosidad, una fuente de LED con respecto de una fuente tradicional, es la **eficiencia luminosa**.

Categoría	Tipo	Eficiencia luminosa global (lm/W)	Eficiencia lum. global
Combustión	lámpada de gas	2	0,3%
Incandescente	100 W tungsteno, incandescente (220 V)	13,8	2,0%
	100 W tungsteno, halógena (220 V)	16,7	2,4%
	5 W tungsteno, incandescente (120 V)	5	0,7%
	100 W tungsteno, incandescente (120 V)	17,5	2,6%
	tungsteno, halógena, bulbo de cuarzo (12-24 V)	24	3,5%
LED	LED blanco	10-189*	1,5-15%
Lámpada de arco	Lámpada de xenón	30-50	4,4-7,3%


*depende de los tipos

Ya de hoy la tecnología de LED representa innegablemente el futuro de la iluminación en cuanto puede garantizar numerosas ventajas:

- disminución de la cantidad de "materia" utilizada por su producción; con respecto de los productos tradicionales comporta por lo tanto una reducción de los volúmenes y de los pesos, determinando una facilitación en el abastecimiento, el almacenaje y el transporte de los materiales y en la producción industrial
- contenido reducido de sustancias tóxicas o nocivas; las partes componentes de los LEDs son fácilmente disgregables, eliminables y reciclables (al mismo nivel de los normales diodos que se utilizan en electrónica)
- emisión reducida de rayos UV e IR
- larga duración de la vida mediana
- tecnología en constante evolución.

La luce

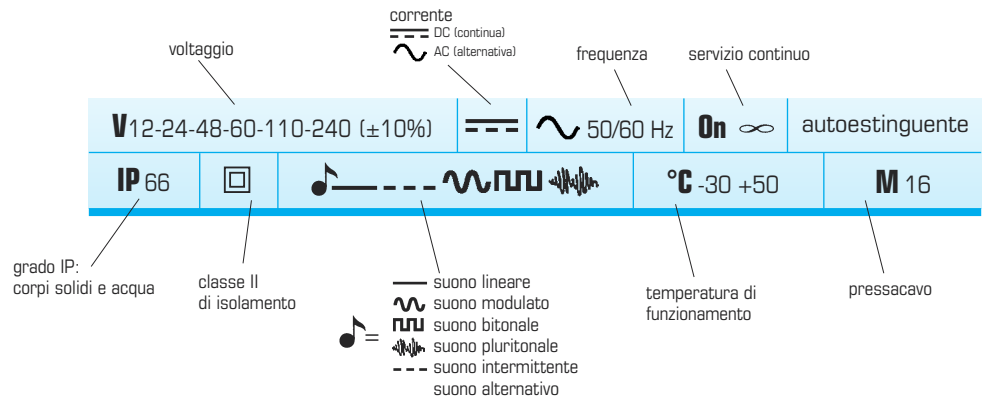
The light - La lumière - Das Licht - La luz





LEGENDA - LINEA ACUSTICA

Principali caratteristiche tecniche e funzionali dei prodotti



Codifica: es. **SCTBA24D**

- D** = corrente continua
- A** = corrente alternata
- DA** = corrente continua e alternata
- AT** = alta tensione
- SL** = suono - luce
- A** = con acustica
- BA** = basso assorbimento
- R** = retroquadro
- FCL** = fornito con lampada
- SI** = suono intermittente

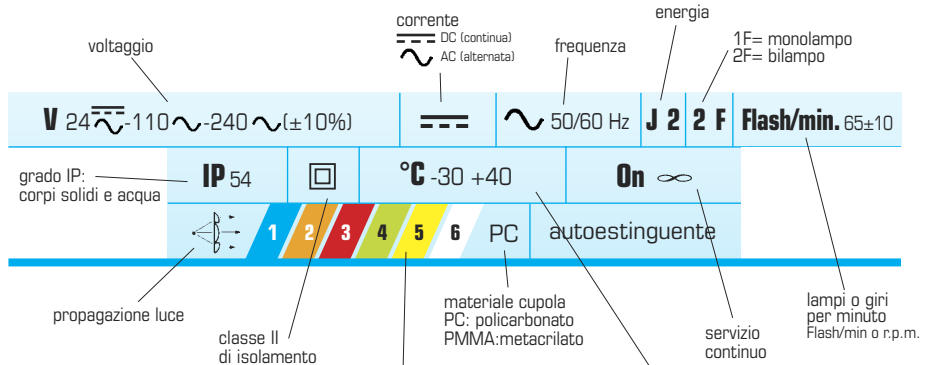
Informazioni tecniche relative alle più importanti caratteristiche elettriche e prestazioni funzionali

voltaggio corrente continua	V \equiv	12	24
voltaggio corrente alternata	V \sim	12	24
assorbimento di corrente A=Ampere 1mA=0,001A	A	0.8	0.5
livello acustico in Decibel (A) misurato A 1m	dB(A)1m	94	98
frequenza di suono in Hertz	Hz	1150	1300
tipo di servizio	On ∞		



LEGENDA - LINEA LUMINOSA

Principali caratteristiche tecniche e funzionali dei prodotti



Codifica:

es. **MFNFMT12240DA1**

- D** = corrente continua
- A** = corrente alternata
- DA** = corrente continua e alternata
- 1F** = monolampo
- 2F** = bilampo

CUPOLA

- L** = liscia
- R** = rigata

BASE

- B** = piana ISO DIN B1
- N** = piana
- P** = palo ISO C
- AG** = a ghianda
- E** = Edison
- R** = retroquadro

- AT** = alta tensione
- SL** = suono - luce

- L** = luce lampeggiante
- F** = luce fissa
- X** = luce xeno
- A** = con acustica

L MT = luce lampeggiante multitemperatura fornita senza lampada 12÷48 V DC 24÷240 V AC

F MT = luce fissa multitemperatura fornita senza lampada 12÷240 V DC/AC

FCL = fornito con lampada

Tipo di sorgente luminosa:

- Lampada a filamento
- Lampada alogena
- Tubo a scarico allo xeno 1J
- Tubo a scarico allo xeno 2J
- Tubo a scarico allo xeno 6J
- Tubo a scarico allo xeno 15J

- colori della cupola codici colore:
- 1 = blu
 - 2 = arancio
 - 3 = rosso
 - 4 = verde
 - 5 = giallo
 - 6 = neutro

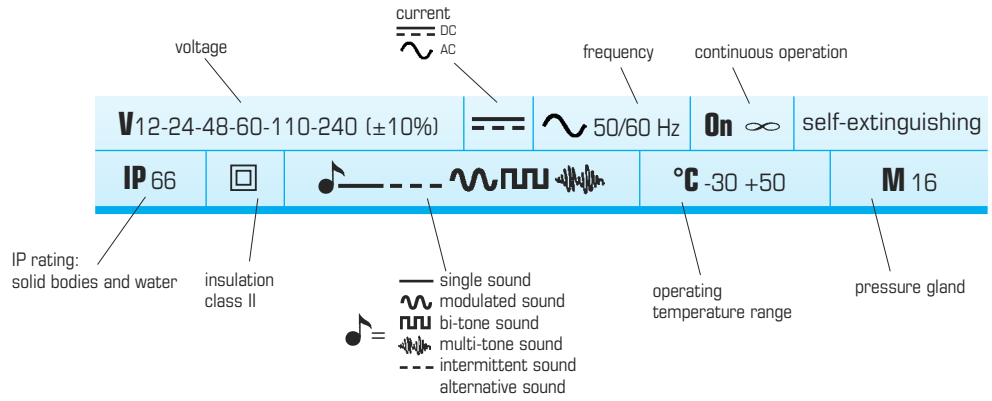
Informazioni tecniche relative alle più importanti caratteristiche elettriche e prestazioni funzionali

voltaggio corrente alternata	V \sim	12	24	-	-
voltaggio corrente continua	V \equiv	12	24	110	240
assorbimento di corrente A=Ampere 1mA=0,001A	A	2.4	1.5	0.2	0.1
livello acustico in Decibel (A) misurato a 1m	dB(A)1m	85	85	85	85
frequenza suono in Hertz	Hz	3600	-	-	-
frequenza intermittenza suono	F/m	110	-	-	0



LEGEND - ACOUSTIC RANGE

Main technical and functional characteristics of the product



Technical information regarding the most important functional and electrical characteristics

direct current voltage	V ==	12	24
alternating current voltage	V ~	12	24
current consumption A=Ampere 1mA=0.001A	A	0.8	0.5
sound output in Decibel (A) measured at 1m	dB(A)1m	94	98
sound frequency in Hertz	Hz	1150	1300
type of operation	On ∞		

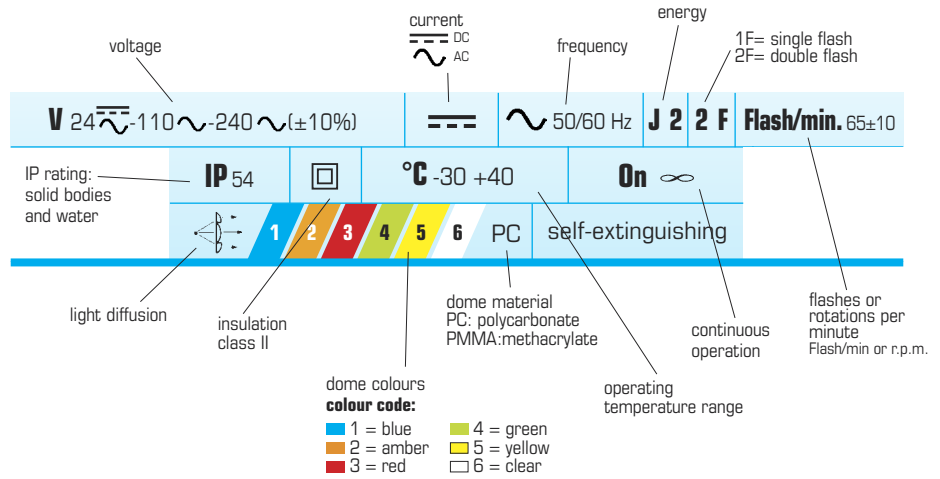
Codification: e.g. **SCTBA24D**

- D** = direct current
- A** = alternating current
- DA** = direct and alternating current
- AT** = high voltage
- SL** = sound - light
- A** = with acoustics
- BA** = low consumption
- R** = flush mounting
- FCL** = supplied with bulb
- SI** = intermittent sound



LEGEND - LUMINOUS RANGE

Main technical and functional characteristics of the product



Technical information regarding the most important functional and electrical characteristics

alternating current voltage	V ~	12	24	-	-
direct current voltage	V ==	-	-	110	240
current consumption A=Ampere 1mA=0.001A	A	2.4	1.5	0.2	0.1
peak candelas	Cd (p)	500	500	50	85
sound output in Decibel (A) measured at 1m	dB(A)1m	85	85	85	85
sound frequency in Hertz	Hz	3600			
sound intermittence frequency	F/m		110		0

Codification: e.g. **MFNFMT12240DA1**

- D** = direct current
- A** = alternating current
- DA** = direct and alternating current
- 1F** = single flash
- 2F** = double flash
- DOMES**
- L** = smooth
- R** = engraved
- BASE**
- B** = flat ISO DIN B1
- N** = flat
- P** = pole ISO C
- AG** = tubular
- E** = Edison
- R** = flush mounting
- AT** = high voltage
- SL** = sound - light
- L** = flashing light
- F** = continuous light
- X** = xenon flashing light
- A** = with acoustics
- L MT** = multi voltage flashing beacon supplied without bulb 12÷48 V DC 24÷240 V AC
- F MT** = multi voltage continuous light beacon supplied without bulb 12÷240 V DC/AC
- FCL** = supplied with bulb

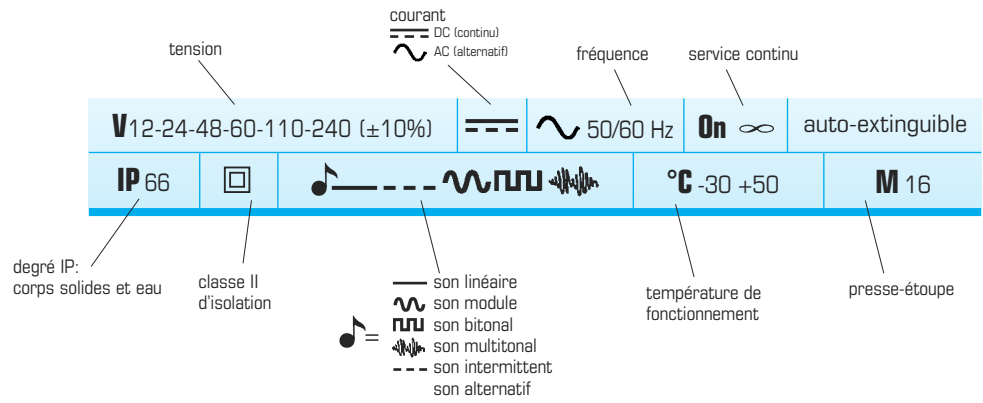
Type of luminous source:

- Filament bulb
- Halogen bulb
- Xenon tube 1J
- Xenon tube 2J
- Xenon tube 6J
- Xenon tube 15J



LEGENDE - LIGNE ACOUSTIQUE

Principales caractéristique techniques et fonctionnelles des produits



Informations techniques concernant les caractéristique électriques et fonctionnelles les plus importantes

tension courant continu	V \equiv	12	24
tension courant alternatif	V \sim	12	24
consommation de courant A=Ampere 1mA=0,001A	A	0.8	0.5
niveau de pression acoustique en Décibel (A) mesure a 1m	dB(A)1m	94	98
fréquence du son en Hertz	Hz	1150	1300
type de service	On ∞		

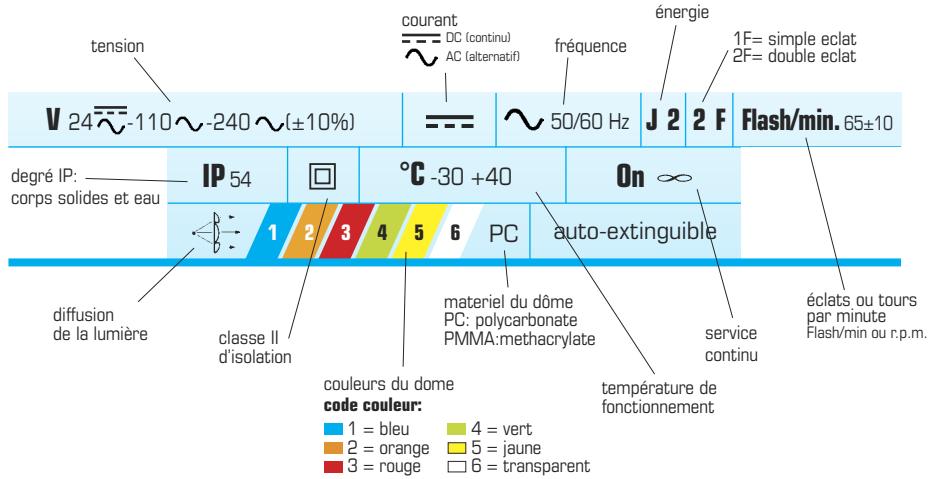
Codification: ex. **SCTBA24D**

- D** = courant continu
- A** = courant alternatif
- DA** = courant continu et alternatif
- AT** = haute tension
- SL** = son - lumière
- A** = avec acoustique
- BA** = basse consommation
- R** = à encastrer
- FCL** = fourni avec ampoule
- SI** = son intermittent



LEGENDE - LIGNE LUMINEUSE

Principales caractéristique techniques et fonctionnelles des produits



Informations techniques concernant les caractéristique électriques et fonctionnelles les plus importantes

tension courant alternatif	V \sim	12	24	-	-
tension courant continu	V \equiv	12	24	110	240
consommation de courant A=Ampere 1mA=0,001A	A	2.4	1.5	0.2	0.1
niveau de pression acoustique en Décibel (A) mesure a 1m	dB(A)1m	85	85	85	85
fréquence du son en Hertz	Hz	3600	-	-	-
fréquence de l'intermittence du son	F/m	110	-	-	0

Codification: ex. **MFNFMT12240DA1**

- D** = courant continu
- A** = courant alternatif
- DA** = courant continu et alternatif
- 1F** = simple éclat
- 2F** = double éclat
- DOMME**
- L** = lisse
- R** = strié
- EMBASE**
- B** = embase plate ISO DIN B1
- N** = embase plate
- P** = fixation à boulon simple ISO C
- AG** = fixation sur tube
- E** = Edison
- R** = à encastrer
- AT** = haute tension
- SL** = son - lumière
- L** = lumière clignotante
- F** = lumière fixe
- X** = lumière à éclats
- A** = avec acoustique
- LMT** = Feu clignotant multitenion fourni sans ampoule 12÷48 V DC 24÷240 V AC
- FMT** = Feu à lumière fixe multitenion fourni sans ampoule 12÷240 V DC/AC
- FCL** = fourni avec ampoule

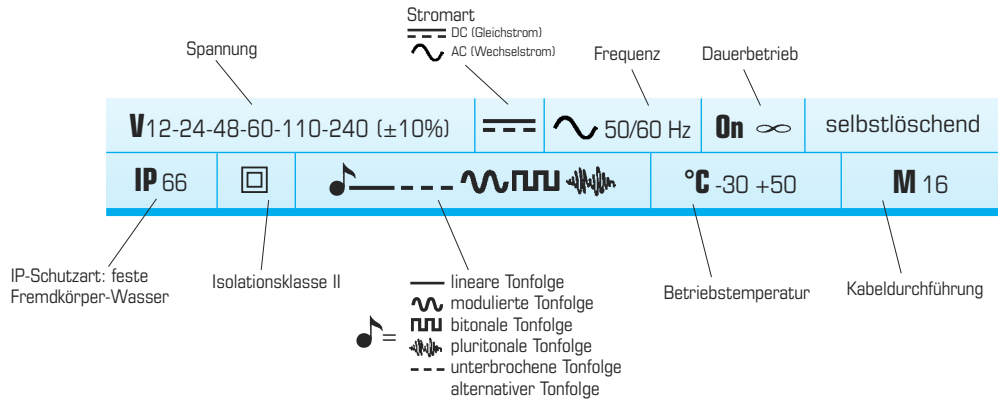
Type de source lumineuse:

- Ampoule a filament
- Ampoule halogene
- Tube au xenon 1J
- Tube au xenon 2J
- Tube au xenon 6J
- Tube au xenon 15J



LEGENDE - AKUSTISCHE LINIE

Technische und funktionelle Hauptmerkmale der Produkte



Codierung: Beispiel **SCTBA24D**

- D** = Gleichstrom
- A** = Wechselstrom
- DA** = Gleichstrom und Wechselstrom
- AT** = Hochspannung
- SL** = Ton - Licht
- A** = mit Akustik
- BA** = niedriger Stromverbrauch
- R** = Unterputz-Montage
- FCL** = geliefert mit Leuchtmittel
- SI** = unterbrochene Tonfolge

Technische Informationen über die wichtigsten elektrischen und Funktionsmerkmale

Spannung Gleichstrom	V	===	12	24
Spannung Wechselstrom	V	~	12	24
Stromverbrauch A=Ampere 1mA=0,001A	A		0.8	0.5
Schalldruckpegel in Dezibel (A) bei 1m. Distanz gemessen	dB(A)1m		94	98
Tonfrequenz in Hertz	Hz		1150	1300
Betriebstyp	On	∞		

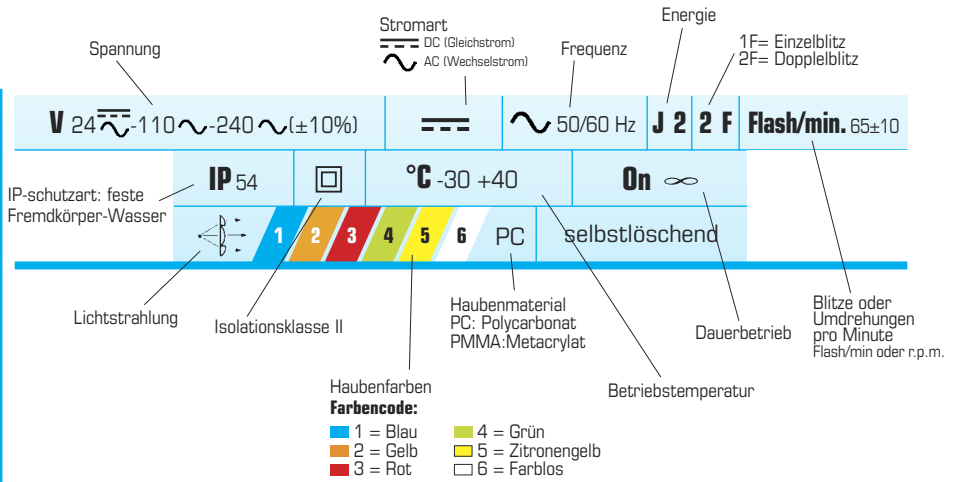


LEGENDE - OPTISCHE LINIE

Technische und funktionelle Hauptmerkmale der Produkte

Codierung: Beispiel **MFNFMT12240DA1**

- D** = Gleichstrom
- A** = Wechselstrom
- DA** = Gleichstrom und Wechselstrom
- 1F** = Einzelblitz
- 2F** = Doppelblitz
- HAUBE**
- L** = glatte Haube
- R** = geriffelte Haube
- SOCKEL**
- B** = flacher Sockel ISO DIN B1
- N** = flacher Sockel
- P** = Gewinderohr-Stutzen ISO C
- AG** = Rohrstützen-Sockel
- E** = Edison
- R** = Unterputz-Montage
- AT** = Hochspannung
- SL** = Ton - Licht
- L** = Blinklicht
- F** = Dauerlicht
- X** = Blitzlicht
- A** = mit Akustik
- L MT** = Multispannung Blinkleuchte ohne Leuchtmittel geliefert 12÷48 V DC 24÷240 V AC
- F MT** = Multispannung Dauerleuchte ohne Leuchtmittel geliefert 12÷240 V DC/AC
- FCL** = geliefert mit Leuchtmittel



Technische Informationen über die wichtigsten elektrischen und Funktionsmerkmale

Lichtquellentyp:

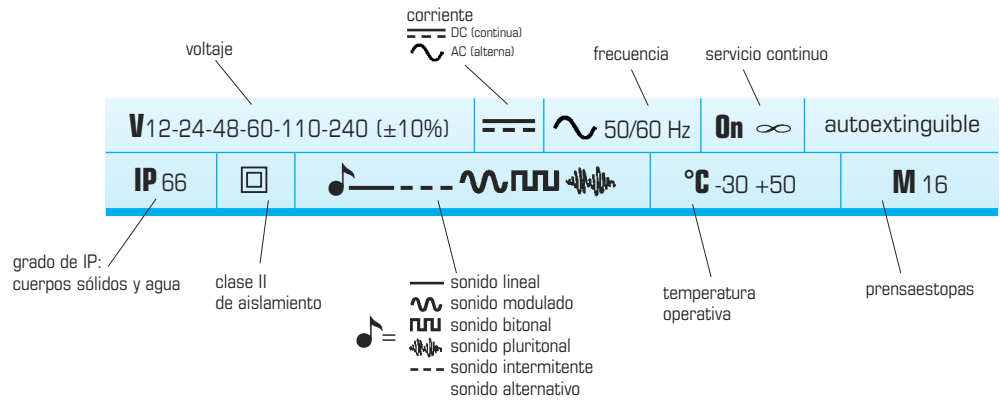
- Glühlampe
- Halogenlampe
- Xenon-Blitzröhre 1J
- Xenon-Blitzröhre 2J
- Xenon-Blitzröhre 6J
- Xenon-Blitzröhre 15J

Spannung Wechselstrom	V	~	12	24	-	-
	V	~	110	240		
Spannung Gleichstrom	V	===	12	24		
	A		2.4	1.5	0.2	0.1
Stromverbrauch A=Ampere 1mA=0,001A	A		500	500	50	85
	Cd (p)		500	500	50	85
Schalldruckpegel in Dezibel (A) bei 1m. Distanz gemessen	dB(A)1m		85	85	85	85
	Hz		3600	---	F/m	110
Tonfrequenz in Hertz	Hz		3600			
Frequenz der Tonintermittenz	Hz					



LEYENDA - LÍNEA ACÚSTICA

Principales características técnicas y funcionales de los productos



Informaciones técnicas sobre las características eléctricas y prestaciones funcionales más importantes

voltaje corriente continua	V \equiv	12	24
voltaje corriente alterna	V \sim	12	24
absorción de corriente A=Amperes 1mA=0,001A	A	0.8	0.5
nivel acústico en Decibelio (A) medido a 1m	dB(A)1m	94	98
frecuencia del sonido en Hertzio	Hz	1150	1300
tipo de servicio	On ∞		

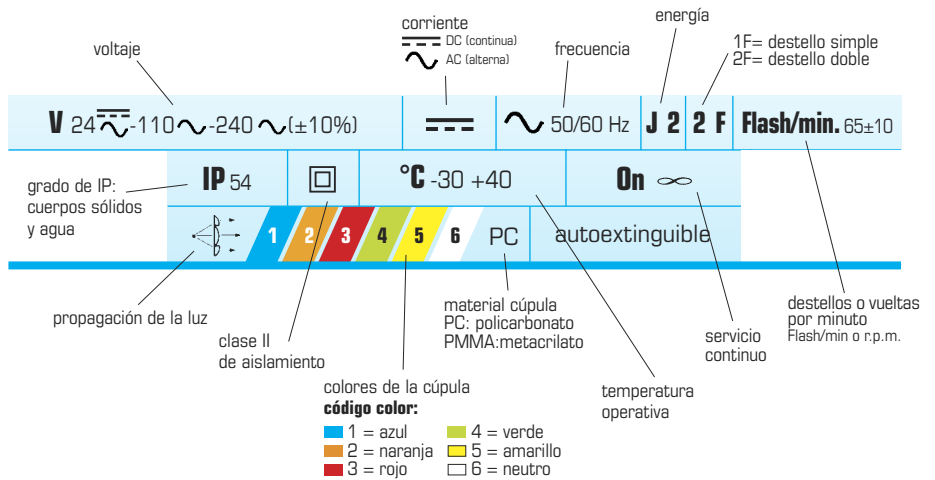
Codificación: ej. **SCTBA24D**

- D** = corriente continua
- A** = corriente alterna
- DA** = corriente continua y alterna
- AT** = alta tensión
- SL** = sonido - luz
- A** = con acústica
- BA** = baja absorción
- R** = para empotrar
- FCL** = suministrado con lámpara
- SI** = sonido intermitente



LEYENDA - LÍNEA LUMINOSA

Principales características técnicas y funcionales de los productos



Codificación: ej. **MFNFM12240DA1**

- D** = corriente continua
- A** = corriente alterna
- DA** = corriente continua y alterna
- 1F** = destello simple
- 2F** = destello doble
- CÚPULA**
- L** = lisa
- R** = grabada
- BASE**
- B** = llana ISO DIN B1
- N** = llana
- P** = de perno simple ISO C
- AG** = de tubo
- E** = Edison
- R** = para empotrar
- AT** = alta tensión
- SL** = sonido - luz
- L** = luz intermitente
- F** = luz fija
- X** = luz de xenón
- A** = con acústica
- L MT** = Luz intermitente multivoltaje suministrada sin lámpara 12÷48 V DC 24÷240 V AC
- F MT** = Luz fija multivoltaje suministrada sin lámpara 12÷240 V DC/AC
- FCL** = suministrado con lámpara

Tipo de fuente luminosa:

- Lámpara incandescente
- Lámpara halógena
- Tubo de descarga de xenón 1J
- Tubo de descarga de xenón 2J
- Tubo de descarga de xenón 6J
- Tubo de descarga de xenón 15J

Informaciones técnicas sobre las características eléctricas y prestaciones funcionales más importantes
















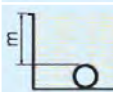
voltaje corriente alterna	V \sim	12	24	-	-
voltaje corriente continua	V \equiv	12	24	110	240
absorción de corriente A=Amperes 1mA=0,001A	A	2.4	1.5	0.2	0.1
nivel acústico en Decibelio (A) medido a 1m	dB(A)1m	85	85	85	85
frecuencia sonido en Hertzio	Hz	3600	-	-	-
frecuencia intermitencia sonido	F/m	110	-	-	-



Materiali esterni

1. Base ISO DIN B1: PC
2. Base ISO DIN B1: Alluminio
3. Base ISO DIN B1: PA
4. Base ISO DIN B1: PVC
5. Base: PVC
6. Base: PC
7. Attacco a ghianda: Alluminio
8. Base: ABS
9. Base: Lamiera
10. Attacco filettato 3/4"G: Acciaio INOX
11. Corpo: PC
12. Corpo: ABS
13. Corpo-Base: PA
14. Corpo: Alluminio
15. Contenitore: PVC
16. Contenitore: PA
17. Griglia: Acciaio Zincato
18. Griglia: Alluminio
19. Diffusore suono: ABS
20. Diffusore direzionale suono: Alluminio
21. Diffusore direzionale suono: ABS
22. Diffusore suono: Alluminio
23. Diffusore suono: Lamiera verniciata
24. Diffusore suono: PC
25. Diffusore luce: Vetro
26. Supporto attacco magnetico: Lamiera
27. Supporto ISO DIN A: Lamiera
28. Supporto attacco a baionetta: PC
29. Staffa: Lamiera Zincata
30. Staffa: Lamiera Verniciata
31. Staffa: Acciaio Verniciato
32. Flangia: PA
33. Flangia: Lamiera Verniciata
34. Cappello: Alluminio
35. Cappello: ABS
36. Ghiera: PC
37. Ghiera: Alluminio
38. Campana: Acciaio Verniciato
39. Campana: Acciaio INOX
40. Attacco a vite
41. Contenitore: UP
42. Martello: Alluminio
43. Prolunga flessibile: acciaio
44. Prolunga: acciaio INOX
45. Supporto ISO DIN A: PA
46. Staffa: PC
47. Corpo: PP
48. Coperchi posteriori: PP
49. Corpo, rondella, ghiera: ABS
50. Guarnizione: Forprene
51. Guarnizione per diffusore suono: NBR
52. Corpo: ASA
53. Gomma anteriore e posteriore: EPDM
54. Manico: ABS
55. Corpo: TPE
56. Ventosa: EPDM
57. Contenitore magnete: PA
58. Contenitore circuito: PC
59. Protezione antiurto: PVC
60. Struttura tubolare: Forprene
61. Base: Forprene
62. Corpo: Alluminio anodizzato nero
63. Protezione antiurto: Forprene
64. Cono diffusore: PP Bassa densità
65. Guarnizione: PVC
66. Base: Tecnoprene
67. Ghiera fissaggio buzzer: ABS

Indice di protezione (EN 60529)

Prima cifra: protezione contro corpi solidi estranei			Seconda cifra: protezione contro l'acqua		
IP			IP		
0		Non protetto	0		Non protetto
1		Protetto contro corpi solidi estranei superiori a 50 mm (es. contatto involontario della mano)	1		Protetto contro la caduta verticale di gocce d'acqua (condensa)
2		Protetto contro corpi solidi estranei superiori a 12,5 mm (es. dito della mano)	2		Protetto contro la caduta verticale di gocce d'acqua con un'inclinazione fino a 15°
3		Protetto contro corpi solidi estranei superiori a 2,5 mm (es. utensili e viti)	3		Protetto contro la caduta verticale di pioggia con un'inclinazione fino a 60°
4		Protetto contro corpi solidi estranei superiori a 1 mm (es. utensili e cavi sottili)	4		Protetto contro gli spruzzi d'acqua da tutte le direzioni
5		Protetto contro la polvere (nessun deposito apprezzabile)	5		Protetto contro i getti d'acqua da tutte le direzioni
6		Totalmente protetto contro la polvere	6		Totalmente protetto contro i getti d'acqua potenti
			7		Protetto contro gli effetti dell'immersione
			8		Protetto contro gli effetti dell'immersione continua in condizioni specificate



External materials

1. Base - ISO DIN B1: PC
2. Base - ISO DIN B1: Aluminium
3. Base - ISO DIN B1: PA
4. Base - ISO DIN B1: PVC
5. Base: PVC
6. Base: PC
7. Tube mount: Aluminium
8. Base: ABS
9. Base: Metal plate
10. 3/4" G threaded mount: Stainless steel
11. Body: PC
12. Body: ABS
13. Body-base: PA
14. Body: Aluminium
15. Container: PVC
16. Container: PA
17. Grid: Zinc coated steel
18. Grid: Aluminium
19. Sound diffuser: ABS
20. Directional sound diffuser: Aluminium
21. Directional sound diffuser: ABS
22. Sound diffuser: Aluminium
23. Sound diffuser: Painted metal plate
24. Sound diffuser: PC
25. Light diffuser: Glass
26. Magnet mount: Metal plate
27. ISO DIN A mount: Metal plate
28. Bayonet mount: PC
29. Bracket: Zinc coated metal plate
30. Bracket: Painted metal plate
31. Bracket: Painted steel
32. Flange: PA
33. Flange: Painted metal plate
34. Cap: Aluminium
35. Cap: ABS
36. Ring: PC
37. Ring: Aluminium
38. Bell: Painted steel
39. Bell: Stainless steel
40. Stud mount
41. Box: UP
42. Hammer: Aluminium
43. Flexible Extension: Steel
44. Extension: Stainless Steel
45. ISO DIN A mount: PA
46. Bracket: PC
47. Body: PP
48. Rear covers: PP
49. Body, washer, ring: ABS
50. Gasket: Forprene
51. Gasket for sound diffuser: NBR
52. Body: ASA
53. Front and rear rubber parts: EPDM
54. Handle: ABS
55. Body: TPE
56. Suction pad: EPDM
57. Magnet cover: PA
58. Circuit holder: PC
59. Anti-shock protection: PVC
60. Tubular structure: Forprene
61. Base: Forprene
62. Body: Anodised black aluminium
63. Anti-shock protection: Forprene
64. Signalling diffuser: PP Low Density
65. Gasket: PVC
66. Base: Tecnoprene
67. Buzzer lock ring: ABS

Degree of protection (EN 60529)



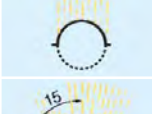









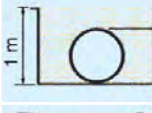


First digit: protection against accidental contact and penetration by solid foreign bodies			Second digit: protection against penetration of liquids		
IP			IP		
0		No particular protection	0		No particular protection
1		Protection against solid bodies over 50 mm and against contacts by large surfaces of the human body (e.g. the hands)	1		Protection against the vertical fall of drops of water (e.g. condensation)
2		Protection against solid bodies over 12,5 mm and against finger contact	2		Protection against the vertical fall of drops of water with a maximum incline of 15°
3		Protection against solid bodies over 2,5 mm (e.g. tools, wires)	3		Protection against the vertical fall of drops of water with a maximum incline of 60°
4		Protection against penetration of solid bodies with a diameter or thickness over 1 mm (e.g. wires)	4		Protection against splashes of water from all directions
5		Dust penetration is not fully excluded, but the quantity that penetrates causes no damaging effects	5		Protection against jets of water from all directions
6		No dust penetration is permitted	6		Protection against waves of water or powerful jets
			7		Protection against the effects of immersion
			8		Protection against the effects of prolonged immersion under pressure



Matériaux externes

1. Embase ISO DIN B1: PC
2. Embase ISO DIN B1: Aluminium
3. Embase ISO DIN B1: PA
4. Embase ISO DIN B1: PVC
5. Embase: PVC
6. Embase: PC
7. Fixation sur tube: Aluminium
8. Embase: ABS
9. Embase: Tôle
10. Fixation filetée 3/4" G : Acier INOX
11. Corps: PC
12. Corps: ABS
13. Corps - Embase: PA
14. Corps: Aluminium
15. Enveloppe: PVC
16. Enveloppe: PA
17. Grille: Acier zingué
18. Grille: Aluminium
19. Diffuseur de son: ABS
20. Diffuseur directionnel de son: Aluminium
21. Diffuseur directionnel de son: ABS
22. Diffuseur de son: Aluminium
23. Diffuseur de son: Tôle vernie
24. Diffuseur de son: PC
25. Diffuseur de lumière: Verre
26. Support fixation magnétique: Tôle
27. Support fixation ISO DIN A: Tôle
28. Support fixation à baïonnette: PC
29. Bride: Tôle zinguée
30. Bride: Tôle vernie
31. Bride: Acier verni
32. Bride d'attache: PA
33. Bride d'attache: Tôle vernie
34. Chapeau: Aluminium
35. Chapeau: ABS
36. Collier: PC
37. Collier: Aluminium
38. Cloche: Acier verni
39. Cloche: Acier INOX
40. Fixation à boulon simple
41. Boîte: UP
42. Marteau: Aluminium
43. Support tubulaire flexible: Acier
44. Rallonge: Acier INOX
45. Support ISO DIN A: PA
46. Bride: PC
47. Corps: PP
48. Couverts postérieurs: PP
49. Corps, rondelle, collier: ABS
50. Joint: Forprene
51. Joint pour diffuseur de son: NBR
52. Corps: ASA
53. Parties en caoutchouc antérieures et postérieures: EPDM
54. Poignée: ABS
55. Corps: TPE
56. Ventouse: EPDM
57. Cuvette aimant: PA
58. Boîtier circuit: PC
59. Protection anti-choque: PVC
60. Structure tubulaire: Forprene
61. Embase: Forprene
62. Corps: Aluminium anodisé noir
63. Protection anti-choque: Forprene
64. Diffuseur de signalisation: PP Basse Densité
65. Joint: PVC
66. Embase: Tecnoprene
67. Collier de fixation buzzer: ABS

Indices de protection (EN 60529)

1er chiffre: protection contre les corps solides			2e chiffre: protection contre les corps liquides		
IP			IP		
0		Pas de protection	0		Pas de protection
1		Protégé contre les corps solides supérieurs à 50 mm (ex.: contacts involontaires de la main)	1		Protégé contre les chutes verticales de gouttes d'eau (condensation)
2		Protégé contre les corps solides supérieurs à 12,5 mm (ex.: doigt de la main)	2		Protégé contre les chutes de gouttes d'eau jusqu'à 15° de la verticale
3		Protégé contre les corps solides supérieurs à 2,5 mm (outils, vis)	3		Protégé contre l'eau en pluie jusqu'à 60° de la verticale
4		Protégé contre les corps solides supérieurs à 1 mm (outils fins, petits fils)	4		Protégé contre les projections d'eau de toutes directions
5		Protégé contre les poussières (pas de dépôt nuisible)	5		Protégé contre les jets d'eau de toutes directions à la lance
6		Totalement protégé contre les poussières	6		Totalement protégé contre les projections d'eau assimilables aux paquets de mer
			7		Protégé contre les effets de l'immersion
			8		Protégé contre les effets de l'immersion prolongée dans des conditions spécifiées



Aussen Materialien

1. ISO DIN B1 Sockel: PC
2. ISO DIN B1 Sockel: Alu
3. ISO DIN B1 Sockel: PA
4. ISO DIN B1 Sockel: PVC
5. Sockel: PVC
6. Sockel: PC
7. Rohrbefestigung: Alu
8. Sockel: ABS
9. Blechsockel
10. 3/4" G Gewinde - Befestigung: rostfreier Stahl
11. Gehäuse: PC
12. Gehäuse: ABS
13. Gehäuse - Sockel: PA
14. Gehäuse: Alu
15. Behälter: PVC
16. Behälter: PA
17. Schutzgitter: verzinkter Stahl
18. Schutzgitter: Alu
19. Tondiffusor: ABS
20. Richt-Tondiffusor: Alu
21. Richt-Tondiffusor: ABS
22. Tondiffusor: Alu
23. Tondiffusor: lackiertes Blech
24. Tondiffusor: PC
25. Lichtschirm: Glas
26. Blechträger mit Magnetbefestigung
27. Blechträger mit ISO DIN A Befestigung
28. Träger aus PC - Bajonett-Befestigung
29. Tragbügel: verzinktes Blech
30. Tragbügel: lackiertes Blech
31. Tragbügel: lackierter Stahl
32. Befestigungsflansch: PA
33. Befestigungsflansch: lackiertes Blech
34. Schirm: Alu
35. Schirm: ABS
36. Nutmutter: PC
37. Nutmutter: Alu
38. Glocke: lackierter Stahl
39. Glocke: rostfreier Stahl
40. Schraubbefestigung
41. Gehäuse: UP
42. Hammer: Alu
43. Flexibles Rohr: Stahl
44. Verlängerung: rostfreier Stahl
45. Träger mit ISO DIN A Befestigung: PA
46. Tragbügel: PC
47. Gehäuse: PP
48. Hintere Deckel: PP
49. Gehäuse, Scheibe, Nutmutter: ABS
50. Dichtung: Forprene
51. Tondiffusor-Dichtung: NBR
52. Gehäuse: ASA
53. Vordere und hintere Gummidichtung: EPDM
54. Griff: ABS
55. Gehäuse: TPE
56. Saugfuß: EPDM
57. Magnetbehälter: PA
58. Schaltkreisbehälter: PC
59. Stoßfester Schutz: PVC
60. Rohrförmige Struktur: Forprene
61. Sockel: Forprene
62. Gehäuse: schwarze eloxierte Alulegierung
63. Stoßfester Schutz: Forprene
64. Lichtdiffusor: PP Low Density
65. Dichtung: PVC
66. Sockel: Tecnoprene
67. Summerbefestigung-Nutmutter: ABS

Schutzarten (EN 60529)

Erste Ziffer: Schutz gegen feste Fremdkörper			Zweite Ziffer: Wasserschutz		
IP			IP		
0	Ø 50 mm	Kein Schutz	0		Kein Schutz
1	Ø 50 mm	Schutz gegen feste Fremdkörper 50 mm Durchmesser (z.B. Berührung mit Handrücken)	1	15°	Schutz gegen senkrecht tropfendes Wasser
2	Ø 12,5 mm	Schutz gegen feste Fremdkörper 12,5 mm Durchmesser (z.B. Berührung mit Fingern)	2	60°	Schutz gegen schräg (15°) tropfendes Wasser
3	Ø 2,5 mm	Schutz gegen feste Fremdkörper 2,5 mm Durchmesser (z.B. Berührung mit Werkzeugen)	3	60°	Schutz gegen Sprühwasser schräg bis (60°)
4	Ø 1 mm	Schutz gegen feste Fremdkörper 1 mm Durchmesser (z.B. Berührung mit einem Draht)	4	60°	Schutz gegen Spritzwasser aus allen Richtungen
5		Staubgeschützt	5		Schutz gegen Strahlwasser
6		Staubdicht	6		Schutz gegen starkes Strahlwasser
			7		Schutz gegen zeitweiliges Untertauchen in Wasser
			8		Schutz gegen dauerndes Untertauchen in Wasser



Materiales exteriores

1. Base ISO DIN B1: PC
2. Base ISO DIN B1: Aluminio
3. Base ISO DIN B1: PA
4. Base ISO DIN B1: PVC
5. Base: PVC
6. Base: PC
7. Fijación de tubo: Aluminio
8. Base: ABS
9. Base: Chapa
10. Fijación roscada 3/4" G : Acero INOX
11. Cuerpo: PC
12. Cuerpo: ABS
13. Cuerpo-Base: PA
14. Caja: Aluminio
15. Caja: PVC
16. Caja: PA
17. Rejilla: Acero cincado
18. Rejilla: Aluminio
19. Difusor del sonido: ABS
20. Difusor direccional del sonido: Aluminio
21. Difusor direccional del sonido: ABS
22. Difusor del sonido: Aluminio
23. Difusor del sonido: Chapa pintada
24. Difusor del sonido: PC
25. Difusor de luz: Vidrio
26. Soporte fijación magnética: Chapa
27. Soporte ISO DIN A: Chapa
28. Soporte fijación de bayoneta: PC
29. Soporte: Chapa cincada
30. Soporte: Chapa pintada
31. Soporte: Acero pintado
32. Brida: PA
33. Brida: Chapa pintada
34. Tapa: Aluminio
35. Tapa: ABS
36. Virola: PC
37. Virola: Aluminio
38. Campana: Acero pintado
39. Campana: Acero Inox
40. Fijación de tornillo
41. Carcasa: UP
42. Martillo: Aluminio
43. Extensión: Acero
44. Extensión: Acero Inox
45. Soporte ISO DIN A: PA
46. Soporte: PC
47. Cuerpo: PP
48. Tapas posteriores: PP
49. Cuerpo, arandela, virola: ABS
50. Junta: Forprene
51. Junta para difusor del sonido: NBR
52. Cuerpo: ASA
53. Partes de caucho anteriores y posteriores: EPDM
54. Empuñadura: ABS
55. Cuerpo: TPE
56. Ventosa: EPDM
57. Alojamiento imán: PA
58. Caja Circuito: PC
59. Protección antichoque: PVC
60. Estructura Tubular: Forprene
61. Base: Forprene
62. Cuerpo: Aluminio anodizado negro
63. Protección antichoque: Forprene
64. Cono Difusor: PP baja densidad
65. Junta: PVC
66. Base: Tecnoprene
67. Virola de fijación zumbador: ABS

Índices de protección (EN 60529)

1° cifra: protección contra los cuerpos sólidos			2° cifra: protección contra los cuerpos líquidos		
IP			IP		
0		Sin protección	0		Sin protección
1		Protegido contra cuerpos sólidos superiores a 50 mm (ej.: contactos involuntarios de la mano)	1		Protegido contra las caídas verticales de gotas de agua (condensación)
2		Protegido contra cuerpos sólidos superiores a 12,5 mm (ej.: dedos de la mano)	2		Protegido contra las caídas de agua hasta 15° de la vertical
3		Protegido contra cuerpos sólidos superiores a 2,5 mm (ej.: herramientas, cables)	3		Protegido contra el agua de lluvia hasta 60° de la vertical
4		Protegido contra cuerpos sólidos superiores a 1 mm (ej.: herramientas fines, pequeños cables)	4		Protegido contra las proyecciones de agua en todas direcciones
5		Protegido contra el polvo (sin sedimentos perjudiciales)	5		Protegido contra el lanzamiento de agua en todas direcciones
6		Totalmente protegidos contra el polvo	6		Protegido contra el lanzamiento de agua similar a los golpes de mar
			7		Protegido contra la inmersión
			8		Protegido contra los efectos prolongados de inmersión bajo presión

SIRENA S.p.A.



italian
quality




Made in Italy

SIRENA S.p.A.

Industria
Leader

Linea acustica Acoustic range





Linea acustica
Acoustic range

Sirene elettriche industriali
Industrial electric motor sirens

56-59



MINI CELERE
MINI CELERE BA CELERE
CELERE BA SUPER CELERE
SUPER CELERE BA



MINI CELEREST
MINI CELEREST BA CELEREST
CELEREST BA



SUPER CELEREST
SUPER CELEREST BA CELESON



MICRO W10 N MICRO W10 R MICRO W10 AT



MINI MIDFON
MINI MIDFON BA MIDFON
MIDFON BA MAXIFON
MAXIFON BA

Sirene elettroniche
Electronic sirens

60-64



SE 12/30 MS 5 SE 12/31 MS 5



SE 12/41 MS 5 SE 25/50 MS 5 SE 25/51 MS 5



SE 4/29 MS 5 SE 10/32 MS 5
SE 4/25 L PCL SE 10/32 MS 5 PCL



SE 12/35 MS 32 SE 12/36 MS 32 SEP LD85 MS 32
SE PZ/35 MS 32 SE PZ/36 MS 32 SEP LD85 MS 32 PZ

Ronzatori - Buzzers

64-66



BIMF 5T 2B MAXI BIP LD85 B



MAXI BIP LD85 R BEBIP BIP 81



BIP 92 BIP OS 93 BIP 84

Avisatori acustici industriali
Industrial horns

67-70



BABYSAI LD6 BABYSAI LD6 PG16 MICROSAI
BABYSAI LD6 PG16SI MICROSAI SI



MICROSAI SD MICROSAI R MICROSAI SD R
MICROSAI SD SI MICROSAI R SI MICROSAI SD R SI



SAI SAI SI SAI SD SAI SD SI SEM

Suonerie industriali
Industrial bells

71-72



SIAD 165 SIAD 215
SIADEL 165 SIADEL 215



SIAD 265 CEAD 165
SIADEL 265 CEADEL 165



SIAD 215 NAVE
SIADEL 215 NAVE

Sirene elettroniche di preallarme e allarme evacuazione
Electronic sirens for prealarm and evacuation warning


73-76



SED 2 SEV/4S AA SED 1 SEV/4S AA



SEL 1 SEV/4S AA STF 1SEV/4S AA



BXG5 2 SEV BXG5 1 SEV
BXG5 2 SEV AA BXG5 1 SEV AA



F3 SEV/4S AA

Linea sicurezza
Security range


76



FIRL DC PULSANTI
RIPRISTINABILI IP 67
P 67 PUSH BUTTONS

Linea evacuazione seriale SEV PCS
SEV range serial line PCS

77



SED 1SEV/4S AA PCS BOX BCP PCS



CENTRALE SEV SY1 AA PCS
CENTRALE SEV SY2 AA PCS DR SEV SY PCS

Sirene elettriche industriali

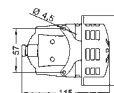
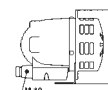
Industrial electric motor sirens

V \sim 12-24-48-110-240 ($\pm 10\%$)	\equiv	\sim 50/60 Hz	On: 1 min. Off: 10 min. (BA=On ∞)	
autoestinguente self-extinguishing	IP 43	\square	musical note	$^{\circ}\text{C}$ -30 +40
			M 12	



**MINI CELERE
MINI CELERE BA**
MCL
MCL BA
(11) (19) (29)

V \sim	12	24	48	110	240	V \equiv	12	24
A	2.7	1.47	0.85	0.37	0.22	A	1.3	0.55
dB(A)1m	88	94	100	96	101	dB(A)1m	97	100
Hz	1020	1350	1520	1450	1730	Hz	1200	1300
On: 1 min. Off: 10 min.						On	∞	
MCL12DA					42000	MCLBA12D	42006	
MCL24DA					42001	MCLBA24D	42007	
MCL48DA					42002			
MCL110DA					42003			
MCL240DA					42005			

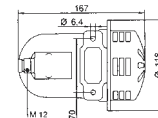
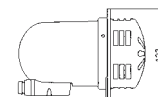


Kg. 0,4
BA Kg. 0,3



**CELERE
CELERE BA**
CL
CL BA
(11) (19) (29)

V \sim	12	24	48	110	240	V \equiv	12	24
A	9.2	7.8	3.6	0.92	0.65	A	2.5	1.1
dB(A)1m	100	109	108.5	104.5	110	dB(A)1m	103	103
Hz	1020	1380	1410	1060	1430	Hz	950	950
On: 1 min. Off: 10 min.						On	∞	
CL12DA					42020	CLBA12D	42026	
CL24DA					42021	CLBA24D	42027	
CL48DA					42022			
CL110DA					42023			
CL240DA					42025			

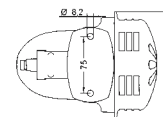
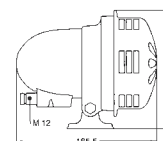


Kg. 1,2
BA Kg. 0,6



**SUPER CELERE
SUPER CELERE BA**
SCL
SCL BA
(11) (19) (46)

V \sim	12	24	48	110	240	V \equiv	12	24
A	13.5	7	6	1.7	1.2	A	9.5	5.0
dB(A)1m	111	112	113.5	111.5	113.5	dB(A)1m	114	114
Hz	800	900	1060	970	1120	Hz	820	820
On: 1 min. Off: 10 min.						On	∞	
SCL12DA					42040	SCLBA12D	42046	
SCL24DA					42041	SCLBA24D	42047	
SCL48DA					42042			
SCL110DA					42043			
SCL240DA					42045			



Kg. 1,6
BA Kg. 1,5

Per ordinare l'opzione nera vedere codici su listino in vigore. Termointerruttore di protezione motore montato nelle versioni 110V-240V nei modelli CL-SCL-CT-SCT.
Black option available on request. Thermal circuit breaker to protect the motor installed in versions 110V-240V of types CL-SCL-CT-SCT.

Sirene elettriche industriali

Industrial electric motor sirens

V 12-24-48-110-240 ($\pm 10\%$)		50/60 Hz	On: 1 min. Off: 10 min. (BA=On ∞)
autoestinguente self-extinguishing	IP 44		
		$^{\circ}\text{C}$ -30 +40	M 16



MINI CELEST
MINI CELEST BA

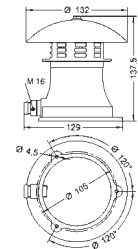
MCT
MCT BA
(12) (19) (34)

V	12	24	48	110	240
A	2.7	1.47	0.85	0.37	0.22
dB(A)1m	96	97	97	95	97
Hz	1600	1600	1650	1500	1700
On:	1 min. Off: 10 min.				

V	12	24
A	1.3	0.55
dB(A)1m	92	95
Hz	1200	1300
On:	∞	

MCT12DA	42060
MCT24DA	42061
MCT48DA	42062
MCT110DA	42063
MCT240DA	42065

MCTBA12D	42066
MCTBA24D	42067



Kg. 0,45 - BA Kg. 0,35



CELEST
CELEST BA

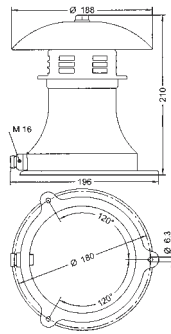
CT
CT BA
(12) (19) (34)

V	12	24	48	110	240
A	9.2	7.8	3.6	0.92	0.65
dB(A)1m	104	106	106	106	107
Hz	1150	1250	1350	1300	1400
On:	1 min. Off: 10 min.				

V	12	24
A	2.5	1.1
dB(A)1m	100	100
Hz	950	950
On:	∞	

CT12DA	42080
CT24DA	42081
CT48DA	42082
CT110DA	42083
CT240DA	42085

CTBA12D	42086
CTBA24D	42087



Kg. 1,5 - BA Kg. 0,9



SUPER CELEST
SUPER CELEST BA

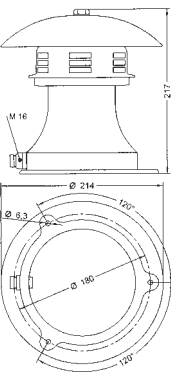
SCT
SCT BA
(12) (19) (34)

V	12	24	48	110	240
A	13.5	7	6	1.7	1.2
dB(A)1m	113	114	115	115	116
Hz	900	900	1000	1000	1050
On:	1 min. Off: 10 min.				

V	12	24
A	9.5	5.0
dB(A)1m	113	113
Hz	820	820
On:	∞	

SCT12DA	42100
SCT24DA	42101
SCT48DA	42102
SCT110DA	42103
SCT240DA	42105

SCTBA12D	42106
SCTBA24D	42107



Kg. 1,9 - BA Kg. 1,8

Per ordinare l'opzione nera vedere codici su listino in vigore.
Black option available on request.

V 240-380 ($\pm 10\%$)		50/60 Hz	On ∞	IP 44		$^{\circ}\text{C}$ -30 +50	M 20
--------------------------	--	----------	-------------	-------	--	----------------------------	------

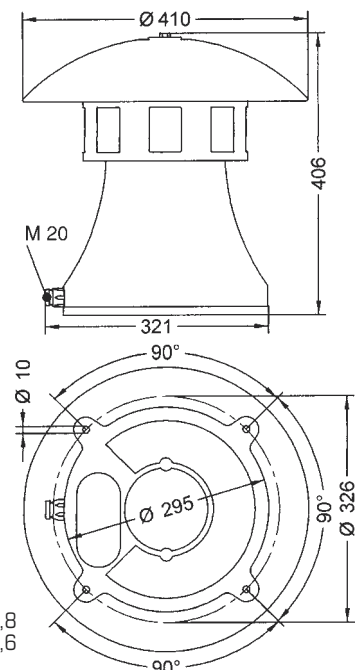


CELESON
CN 1F
CN 3F

(14) (22) (34)

V	240	V	380		
A	2.4	A	1.0		
dB(A)1m	112	dB(A)1m	112		
Hz	390	Hz	390		
On:	∞		On:	∞	

CN1F240A	50349
CN3F240380A	50351



CN 1F Kg. 13,8
CN 3F Kg. 13,6

Sirene elettriche industriali

Industrial electric motor sirens

V 12-24-110-240 (±10%)			50/60 Hz	On ∞
autoestinguente self-extinguishing	IP 42			°C -30 +40

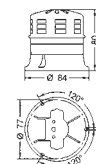


MICRO W10 N
MW10 N

(11) (19)

V	12	24
V	12	24
A	1.1	0.65
dB(A)1m	94	96
Hz	1350	1500
On ∞		

MWN12D	42200
MWN12A	42201
MWN24D	42202
MWN24A	42203



Kg. 0,15

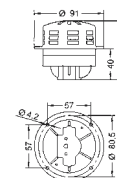


MICRO W10 R
MW10 R

(11) (19)

V	12	24
A	1.1	0.65
dB(A)1m	94	96
Hz	1350	1500
On ∞		

MWR12D	42208
MWR24D	42209



Kg. 0,15

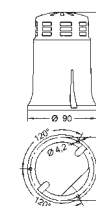


MICRO W10 AT
MW10 AT

(11) (19)

V	110	240
mA	130	95
dB(A)1m	93	93
Hz	1000	1450
On ∞		

MWAT110A	42210
MWAT240A	42212



Kg. 0,60

Sirene elettroniche

Electronic sirens

CODIFICA NUOVE SIRENE ELETTRONICHE CODIFICATION NEW ELECTRONIC SIRENS

SE	12/30	MS 5	SE	10/32	MS 5 PLC
SE	12/31	MS 5	SE	12/35	MS 32
SE	12/41	MS 5	SE	12/36	MS 32
SE	25/50	MS 5	SE	PZ/35	MS 32
SE	25/51	MS 5	SE	PZ/36	MS 32
SE	4/25	L PLC	SEP	LD85	MS 32
SE	4/29	MS 5	SEP	LD85	MS 32 PZ
SE	10/32	MS 5			

SE = Sirena elettronica
Electronic Siren

4 = 4W potenza unità magnetodinamica
4W magneto-dynamic unit power

10 = 10W potenza unità magnetodinamica
10W magneto-dynamic unit power

12 = 12W potenza unità magnetodinamica
12W magneto-dynamic unit power

25 = 25W potenza unità magnetodinamica
25W magneto-dynamic unit power

PZ = unità piezoelettrica
piezoelectric unit

L = suono lineare
single sound

MS 5 = multisuono - 5 tonalità
multi-sound - 5 tones

MS 32 = multisuono - 32 tonalità
multi-sound - 32 tones

PLC = funzionamento tramite PLC
operation by means of a PLC

dB (A) 1m | Min. - Max.

Tutte le nuove sirene elettroniche hanno due regolazioni:
• livello del volume regolabile in dB (A) da min. a max.
• progressione del suono regolabile in durata

The sound of the new electronic sirens is adjusted in two ways:
• volume level regulated in dB(A) from min. to max.
• sound progression regulated in time

INTERMITTENTE INTERMITTENT		PLURITONALE MULTI-TONE	
LINEARE SINGLE		MODULATO MODULATED	
BITONALE BI-TONE		EVACUAZIONE (SA) EVACUATION (SA)	

	DESCRIZIONE SUONO SOUND DESCRIPTION	FREQUENZE SUONO SOUND FREQUENCY
	LINEARE SINGLE	1000 Hz
	BITONALE BI-TONE	600/700 Hz
	PLURITONALE MULTI-TONE	1000÷1700 Hz
	MODULATO MODULATED	1000÷1700 Hz
	EVACUAZIONE (SA) EVACUATION (SA)	440/560 Hz

	DESCRIZIONE SUONO SOUND DESCRIPTION	FREQUENZE SUONO SOUND FREQUENCY
	LINEARE SINGLE	1000 Hz
	BITONALE BI-TONE	600 / 700 Hz
	PLURITONALE MULTI-TONE	1000÷1700 Hz
	MODULATO MODULATED	1000÷1700 Hz
	EVACUAZIONE EVACUATION	440 / 560 Hz
	BITONALE VELOCE FAST BI-TONE	800/970 Hz
	PLURITONALE VELOCE FAST MULTI-TONE	800÷970 Hz
	PLURITONALE LENTO SLOW MULTI-TONE	800÷970 Hz
	LINEARE SINGLE	2850 Hz
	PLURITONALE VELOCE FAST MULTI-TONE	2400÷2850 Hz
	PLURITONALE LENTO SLOW MULTI-TONE	2400÷2850 Hz
	PLURITONALE INTERMITTENTE INTERMITTENT MULTI-TONE	500÷1200 Hz
	PLURITONALE DISCENDENTE DESCENDING MULTI-TONE	1200÷500 Hz
	BITONALE BI-TONE	2400 / 2850 Hz
	INTERMITTENTE LENTO SLOW INTERMITTENT	970 Hz
	BITONALE BI-TONE	800 / 970 Hz
	INTERMITTENTE INTERMITTENT	970 Hz
	INTERMITTENTE INTERMITTENT	660 Hz
	INTERMITTENTE LENTO SLOW INTERMITTENT	660 Hz
	LINEARE SINGLE	500 Hz
	BITONALE BI-TONE	440 / 550 Hz
	INTERMITTENTE INTERMITTENT	660 Hz
	INTERMITTENTE VELOCE FAST INTERMITTENT	2850 Hz
	PLURITONALE (BUZZER) MULTI-TONE (BUZZER)	800÷970 Hz
	PLURITONALE (BUZZER) MULTI-TONE (BUZZER)	2400÷2850 Hz
	INTERMITTENTE VELOCE FAST INTERMITTENT	2850 Hz
	LINEARE SINGLE	300 Hz
	BITONALE CON PAUSA BI-TONE WITH PAUSE	600 / 700 Hz
	BITONALE CON PAUSA BI-TONE WITH PAUSE	1200 / 1700 Hz
	BITONALE CON PAUSA BI-TONE WITH PAUSE	2400 / 2850 Hz
	BITONALE BI-TONE	600 / 700 Hz
	MODULATO MODULATED	1400÷1600 Hz

Sirene elettroniche

Electronic sirens

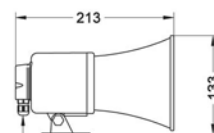
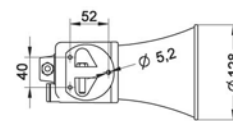
V 12÷24 $\overline{\sim}$ -48 \sim -110 \sim -240 \sim ($\pm 10\%$)		$\overline{\sim}$ \sim 50/60 Hz	On ∞
autoestinguente self-extinguishing	IP 43 54		$^{\circ}\text{C}$ -30 +50



SE 12/30 MS 5
SE1230MS5
(12) (21) (29)

V $\overline{\sim}$	12÷24
V \sim	
mA	450 700
dB(A)1m	Min 102 - Max 114 IP 43

SE1230MS51224DA 50405



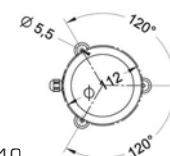
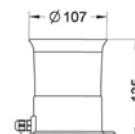
Kg. 1,00



SE 12/31 MS 5
SE1231MS5
(12) (21)

V $\overline{\sim}$	12÷24
V \sim	
mA	500 750
dB(A)1m	Min 97.5 - Max 110 IP 54

SE1231MS51224DA 50400



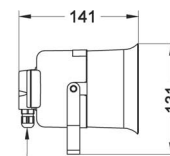
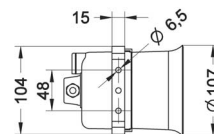
Kg. 1,10



SE 12/41 MS 5*
SE1241MS5
(12) (21) (29)

V $\overline{\sim}$	12÷24	-	-	-	
V \sim		48	110	240	
mA	500	760	200	100	65
dB(A)1m	Min 96.5 - Max 108 IP 43				

SE1241MS51224DA 50401
SE1241MS548A 50402
SE1241MS5110A 50403
SE1241MS5240A 50404



Kg. 1,10

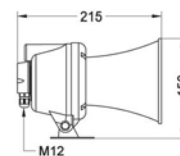
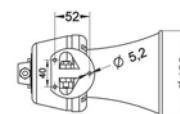
* Disponibili versioni IP 54 a richiesta. * IP 54 versions available on request.



SE 25/50 MS 5
SE2550MS5
(12) (21) (29)

V $\overline{\sim}$	12÷24	-	-	-	
V \sim		48	110	240	
A	0.83	1.35	0.47	0.22	0.1
dB(A)1m	Min 106 - Max 116.5 IP 43				

SE2550MS51224DA 50410
SE2550MS548A 50411
SE2550MS5110A 50412
SE2550MS5240A 50413



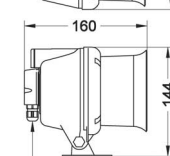
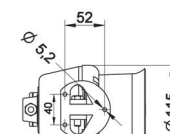
Kg. 1,40



SE 25/51 MS 5
SE2551MS5
(12) (21) (29)

V $\overline{\sim}$	12÷24	-	-	-	
V \sim		48	110	240	
A	0.95	1.6	0.6	0.3	0.15
dB(A)1m	Min 100 - Max 110 IP 43				

SE2551MS51224DA 50406
SE2551MS548A 50407
SE2551MS5110A 50408
SE2551MS5240A 50409



Kg. 1,40

Sirene elettroniche

Electronic sirens

V 12÷24 -48 \sim 110 \sim 240 \sim ($\pm 10\%$)	50/60 Hz	On
autoestinguente self-extinguishing	IP 30	
		$^{\circ}\text{C}$ -30 +50

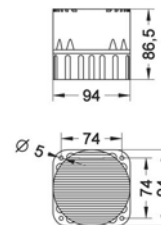


SE 4/29 MS 5
SE429MS5

ⓑ

V	12÷24	-	-	-
V \sim		48	110	240
mA	350 370	130	55	36
dB(A)1m	Min 86.5 - Max 97			IP 30

SE429MS51224DA	50415
SE429MS548A	50416
SE429MS5110A	50417
SE429MS5240A	50418



Kg. 0,60

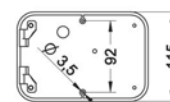


SE 10/32 MS 5
SE1032MS5

ⓑ

V	12÷24	-	-	-
V \sim		48	110	240
mA	370 400	120	55	25
dB(A)1m	Min 88.5 - Max 99.5			IP 30

SE1032MS51224DA	50419
SE1032MS548A	50420
SE1032MS5110A	50421
SE1032MS5240A	50422



Kg. 1,00

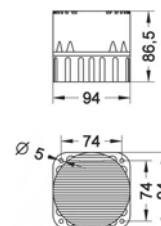


SE 4/25 L PLC
SE425LPLC

ⓑ

V	24	
mA	120	
dB(A)1m	93	IP 30

SE425LPLC24D	50414
--------------	-------



Kg. 0,30


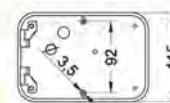


SE 10/32 MS 5 PLC
SE1032MS5PLC

ⓑ

V	24	
mA	370	
dB(A)1m	Min 93 - Max 96.5	IP 30

SE1032MS5PLC24D	50423
-----------------	-------



Kg. 0,60

Sirene elettroniche

Electronic sirens

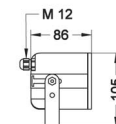
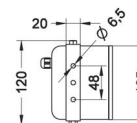
V $\overline{=}$ 12÷24	V \sim -48 \sim -110 \sim -240 \sim ($\pm 10\%$)	$\overline{=}$	\sim 50/60 Hz	On ∞
autoestinguente self-extinguishing	IP 43			$^{\circ}\text{C}$ -30 +50



SE 12/35 MS 32
SE1235MS32

(12) (21) (29)

V $\overline{=}$	12÷24	
V \sim		
mA	400	650
dB(A)1m	Min 102 - Max 114	IP 43
SE1235MS321224DA		50424



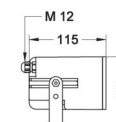
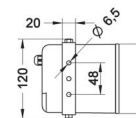
Kg. 0,70



SE 12/36 MS 32
SE1236MS32

(12) (21) (29)

V $\overline{=}$	-	-	-
V \sim	48	110	240
mA	200	90	60
dB(A)1m	Min 108 - Max 113		IP 43
SE1236MS3248A			50425
SE1236MS32110A			50426
SE1236MS32240A			50427



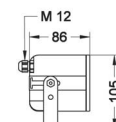
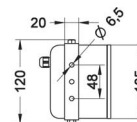
Kg. 1,00



SE PZ/35 MS 32
SEPZ35MS32

(12) (21) (29)

V $\overline{=}$	12÷24	
V \sim		
mA	530	240
dB(A)1m	Min 98 - Max 106	IP 43
SEPZ35MS321224DA		50428



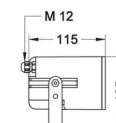
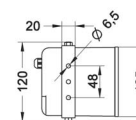
Kg. 0,40



SE PZ/36 MS 32
SEPZ36MS32

(12) (21) (29)

V $\overline{=}$	-	-	-
V \sim	48	110	240
mA	80	35	15
dB(A)1m	Min 99 - Max 104		IP 43
SEPZ36MS3248A			50429
SEPZ36MS32110A			50430
SEPZ36MS32240A			50431



Kg. 0,70

Sirene elettroniche con frontale luminoso

Electronic sirens with lighted front



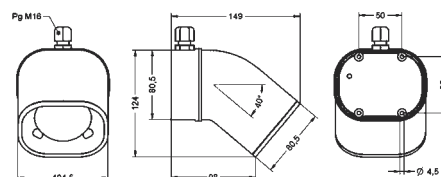
SEP LD85 MS 32
SEPLD85MS32

(12) (21)

V $\overline{\sim}$ 24 - -	$\overline{\sim}$ 110 \sim 240 ($\pm 10\%$)	$\overline{\sim}$	\sim 50/60 Hz	On ∞
autoestinguente self-extinguishing	IP 65			$^{\circ}\text{C}$ -30 +50

V $\overline{\sim}$	24	-	-
V \sim		110	240
mA	650	90	60
dB(A)1m	Min 107 - Max 114		

SEPLD85MS3224DA	50901
SEPLD85MS32110A	50903
SEPLD85MS32240A	50904



Kg. 0,98
24V: Kg. 0,75

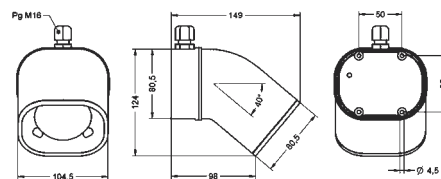


SEP LD85 MS 32 PZ
SEPLD85MS32PZ

(12) (21)

V $\overline{\sim}$	24	-	-
V \sim		110	240
mA	240	35	15
dB(A)1m	Min 98 - Max 106		

SEPLD85MS32PZ24DA	50911
SEPLD85MS32PZ110A	50913
SEPLD85MS32PZ240A	50914



Kg. 0,52
24V: Kg. 0,41

Ronzatori multifunzione (suono/luce)

Multifunction buzzers (sound/light)



BIMF 5T 2B
BIMF5T2B

(49) (50)

BIMF5T2B12240DA 38030



R BIMF 5T 2B
RBIMF5T2B

(49) (50)

RBIMF5T2B12240DA 38032

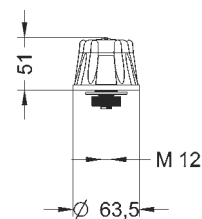
V $\overline{\sim}$ 12 - 24 - 48 - 110 - 240 ($\pm 10\%$)	$\overline{\sim}$	\sim 50/60 Hz	On ∞
autoestinguente self-extinguishing	IP 55		$^{\circ}\text{C}$ -30 +50

V $\overline{\sim}$	12 \div 24 \div 48 \div 110 \div 240				
V \sim					
mA	25	12	12	10	13
dB(A)1m	85	85	85	85	85
Hz	2500 \pm 500				

N°	1	2	Suono Intermittente Lento Slow Intermittent Sound
ON			
OFF	X	X	

N°	1	2	Suono Intermittente Veloce Fast Intermittent Sound
ON	X		
OFF		X	

N°	1	2	Suono Continuo Continuous Sound
ON		X	
OFF	X		
N°	1	2	
ON	X	X	
OFF			



Kg. 0,102

Installazione ad incasso foro \varnothing 12 mm. Fornito adattatore per foro \varnothing 16 mm - \varnothing 22 mm
Flush mounting with openings \varnothing 12 mm. Supplied with adapter for openings \varnothing 16 mm - \varnothing 22 mm

Ronzatori multifunzione (suono/luce)

Multifunction buzzers (sound/light)

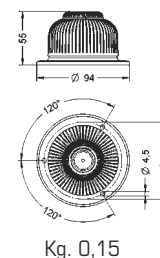
V 12-24-48-110-240 (±10%)		50/60 Hz	On ∞	3 PC
autoestinguente self-extinguishing	IP 43			°C -30 +50

Luce lampeggiante Flashing light



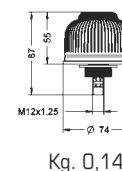
V	12	24	48	-	-
V				110	240
mA	25	30	15	30	70
dB(A)1m	89	92	91	92	92
Hz	2900±100				

MAXIBIPLD85B12DA	36530
MAXIBIPLD85B24DA	36531
MAXIBIPLD85B48DA	36532
MAXIBIPLD85B110A	36533
MAXIBIPLD85B240A	36534



V	12	24	48	-	-
V				110	240
mA	25	30	15	30	70
dB(A)1m	89	92	91	92	92
Hz	2900±100				

MAXIBIPLD85R12DA	36540
MAXIBIPLD85R24DA	36541
MAXIBIPLD85R48DA	36542
MAXIBIPLD85R110A	36543
MAXIBIPLD85R240A	36544



Ronzatori per segnalazioni industriali

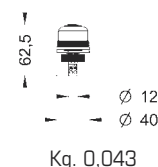
Buzzers for industrial applications

V 12-24-48-110-240 (±10%)		50/60 Hz	On ∞
autoestinguente self-extinguishing	IP 55		°C -30 +50



V	12	24	48	110	240
V				110	240
mA	7	7	7	7	7
dB(A)1m	82	82	82	82	82
Hz	4000±300				

BEBIP12DA	38000
BEBIP24DA	38001
BEBIP48DA	38002
BEBIP110D	38003
BEBIP110A	38004
BEBIP240D	38005
BEBIP240A	38006



Installazione ad incasso foro ø 12 mm. Fornito adattatore per foro ø 16 mm - ø 22 mm
Flush mounting with openings ø 12 mm. Supplied with adapter for openings ø 16 mm - ø 22 mm

Per ordinare l'opzione nera vedere codici su listino in vigore. Black option available on request.

Ronzatori per segnalazioni industriali

Buzzers for industrial applications

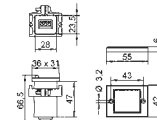
V 12-24-48-110-240 ($\pm 10\%$)			50/60 Hz	On ∞
autoestinguente self-extinguishing		IP 30		$^{\circ}\text{C}$ -30 +50



BIP 81
BIP81
①① ②④

V	12	24	48	110	240
V				110	240
mA	3.5	3.5	3.5	3.5	3.5
dB(A)1m	72	72	72	72	72
Hz	1800				

BIP8112DA	42300
BIP8124DA	42301
BIP8148DA	42302
BIP81110D	42303
BIP81110A	42304
BIP81240D	42307
BIP81240A	42308



Kg. 0,04

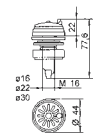
Installazione ad incasso foro quadro.
Flush mounting with square openings.



BIP 92
BIP92
①① ②④ ③⑥

V	12	24	48	110	240
V				110	240
mA	5	5	5	5	5
dB(A)1m	75	75	75	75	75
Hz	3600				

BIP9212DA	42318
BIP9224DA	42319
BIP9248DA	42320
BIP92110D	42321
BIP92110A	42322
BIP92240D	42325
BIP92240A	42326



Kg. 0,04

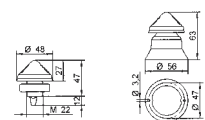
Installazione ad incasso foro tondo (\varnothing 16-22-30 mm).
Flush mounting with round openings (\varnothing 16-22-30 mm).



BIP OS 93
BIPOS93
①① ②④ ③⑥

V	12	24	48	110	240
V				110	240
mA	5	5	5	5	5
dB(A)1m	75	75	75	75	75
Hz	4000				

BIPOS9312DA	42336
BIPOS9324DA	42337
BIPOS9348DA	42338
BIPOS93110D	42339
BIPOS93110A	42340
BIPOS93240D	42343
BIPOS93240A	42344



Kg. 0,04

Kg. 0,06

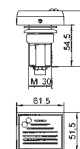
Installazione ad incasso foro tondo (\varnothing 22 mm) o su supporto orientabile.
Flush mounting with round openings (\varnothing 22 mm) or on swivel support.



BIP 84
BIP84
①① ②④ ③⑦

V	12	24	48	110	240
V				110	240
mA	6	6	6	6	6
dB(A)1m	80	80	80	80	80
Hz	2200÷3500				

BIP8412DA	42345
BIP8424DA	42346
BIP8448DA	42347
BIP84110D	42348
BIP84110A	42349
BIP84240D	42352
BIP84240A	42353



Kg. 0,08

Installazione ad incasso foro tondo (\varnothing 30 mm) - doppio LED.
Flush mounting with round openings (\varnothing 30 mm) - double LED.

Per ordinare l'opzione nera vedere codici su listino in vigore. Black option available on request.

Avvisatori acustici industriali

Industrial horns

V 12-24-48-110-240 (±10%)			50/60 Hz	On ∞
autoestinguente self-extinguishing	IP 43			°C -30 +40



BABYSAI LD6
BABYSAILD6
(8) (19) (50) (51)



R BABYSAI LD6
RBABYSAILD6
(8) (19) (50) (51)

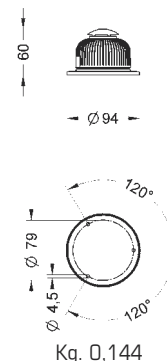
Suono continuo

Single sound

V	12	24	48
mA	55	50	35
dB(A)1m	90	95	100
Hz	650 ± 50		

V	12	24	48	110	240
mA	105	145	120	65	35
dB(A)1m	85	90	90	95	95
Hz	300 ÷ 7000				

BABYSAILD612D	37801	RBABYSAILD612D	37821
BABYSAILD624D	37802	RBABYSAILD624D	37822
BABYSAILD648D	37803	RBABYSAILD648D	37823
BABYSAILD612A	37805	RBABYSAILD612A	37825
BABYSAILD624A	37806	RBABYSAILD624A	37826
BABYSAILD648A	37807	RBABYSAILD648A	37827
BABYSAILD6110A	37808	RBABYSAILD6110A	37828
BABYSAILD6240A	37809	RBABYSAILD6240A	37829



M 16
BABYSAI LD6 PG16
BABYSAILD6PG16
(8) (19) (50) (51)



M 16
R BABYSAI LD6 PG16
RBABYSAILD6PG16
(8) (19) (50) (51)

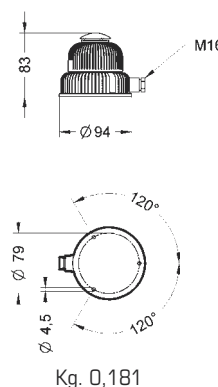
Suono continuo

Single sound

V	12	24	48
mA	55	50	35
dB(A)1m	90	95	100
Hz	650 ± 50		

V	12	24	48	110	240
mA	105	145	120	65	35
dB(A)1m	85	90	90	95	95
Hz	300 ÷ 7000				

BABYSAILD6PG1612D	37831	RBABYSAILD6PG1612D	37851
BABYSAILD6PG1624D	37832	RBABYSAILD6PG1624D	37852
BABYSAILD6PG1648D	37833	RBABYSAILD6PG1648D	37853
BABYSAILD6PG1612A	37835	RBABYSAILD6PG1612A	37855
BABYSAILD6PG1624A	37836	RBABYSAILD6PG1624A	37856
BABYSAILD6PG1648A	37837	RBABYSAILD6PG1648A	37857
BABYSAILD6PG16110A	37838	RBABYSAILD6PG16110A	37858
BABYSAILD6PG16240A	37839	RBABYSAILD6PG16240A	37859



M 16
BABYSAI LD6 PG16 SI
BABYSAILD6PG16SI
(8) (19) (50) (51)



M 16
R BABYSAI LD6 PG16 SI
RBABYSAILD6PG16SI
(8) (19) (50) (51)

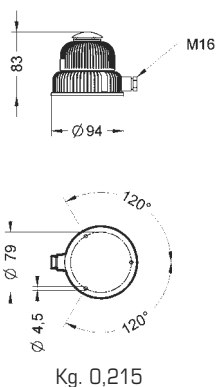
Suono intermittente

Intermittent sound

V	12	24	48
mA	55	50	35
dB(A)1m	90	95	100
Hz	650 ± 50		

V	12	24	48	110	240
mA	105	145	120	65	35
dB(A)1m	85	90	90	95	95
Hz	300 ÷ 7000				

BABYSAILD6PG16SI12D	37861	RBABYSLD6PG16SI12D	37881
BABYSAILD6PG16SI24D	37862	RBABYSLD6PG16SI24D	37882
BABYSAILD6PG16SI48D	37863	RBABYSLD6PG16SI48D	37883
BABYSAILD6PG16SI12A	37865	RBABYSLD6PG16SI12A	37885
BABYSAILD6PG16SI24A	37866	RBABYSLD6PG16SI24A	37886
BABYSAILD6PG16SI48A	37867	RBABYSLD6PG16SI48A	37887
BABYSAILD6PG16SI110A	37868	RBABYSLD6PG16SI110A	37888
BABYSAILD6PG16SI240A	37869	RBABYSLD6PG16SI240A	37889



Per ordinare l'opzione nera vedere codici su listino in vigore. Black option available on request.

Avvisatori acustici industriali

Industrial horns

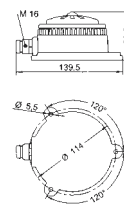
V 12-24-48-110-240 (±10%)		~ 50/60 Hz	On ∞	autoestinguente self-extinguishing
IP 65			Hz 300÷350	°C -30 +40



Suono continuo Single sound

V ~	12	24	48	110	240
mA	830	415	210	90	42
dB(A)1m	95	95	95	95	95

MS12A	53002	MS110A	53008
MS24A	53003	MS240A	53015
MS48A	53005		



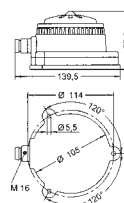
Kg. 0,31



Suono intermittente Intermittent sound

V ~	12	24	48	110	240
mA	850	430	220	95	45
dB(A)1m	95	95	95	95	95

MSSI12A	53530	MSSI110A	53533
MSSI24A	53531	MSSI240A	53535
MSSI48A	53532		



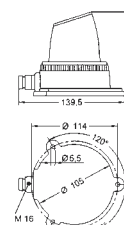
Kg. 0,38



Suono continuo Single sound

V ~	12	24	48	110	240
mA	830	415	210	90	42
dB(A)1m	95	95	95	95	95

MSSD12A	53050	MSSD110A	53054
MSSD24A	53051	MSSD240A	53057
MSSD48A	53053		



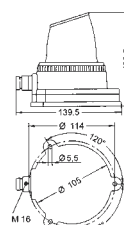
Kg. 0,33



Suono intermittente Intermittent sound

V ~	12	24	48	110	240
mA	850	430	220	95	45
dB(A)1m	95	95	95	95	95

MSSDSI12A	53551	MSSDSI110A	53554
MSSDSI24A	53552	MSSDSI240A	53556
MSSDSI48A	53553		



Kg. 0,39



Suono continuo Single sound

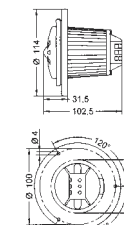
V ~	12	24	48	110	240
mA	830	415	210	90	42
dB(A)1m	95	95	95	95	95

MSR12A	53537	MSR110A	53540
MSR24A	53538	MSR240A	53542
MSR48A	53539		

Suono intermittente Intermittent sound

V ~	12	24	48	110	240
mA	850	430	220	95	45
dB(A)1m	95	95	95	95	95

MSRSI12A	53544	MSRSI110A	53547
MSRSI24A	53545	MSRSI240A	53549
MSRSI48A	53546		



Kg. 0,42



Suono continuo Single sound

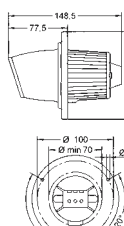
V ~	12	24	48	110	240
mA	830	415	210	90	42
dB(A)1m	95	95	95	95	95

MSSDR12A	53558	MSSDR110A	53561
MSSDR24A	53559	MSSDR240A	53563
MSSDR48A	53560		

Suono intermittente Intermittent sound

V ~	12	24	48	110	240
mA	850	430	220	95	45
dB(A)1m	95	95	95	95	95

MSSDRSI12A	53565	MSSDRSI110A	53568
MSSDRSI24A	53566	MSSDRSI240A	53570
MSSDRSI48A	53567		



Kg. 0,42

Per ordinare l'opzione nera vedere codici su listino in vigore. Black option available on request.

Avvisatori acustici industriali

Industrial horns

V 6-8-12-24-48-110-240 (±10%)			50/60 Hz		On ∞
IP 43		Hz () 650±50	Hz () 300÷7000	°C -30 +50	autoestinguente self-extinguishing

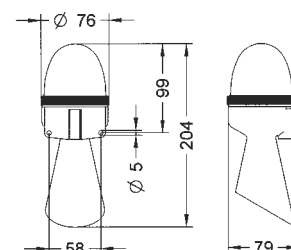
Suono continuo Single sound



SEM
SEM

12

V	6	12	24	48	110	240
mA	105	55	40	35	15	30
dB(A)1m	97	91	96	101	101	98
Hz	650±50					
V	6÷8	12	24	48	110	240
mA	340	95	140	105	65	35
dB(A)1m	92	86	93	93	95	95
Hz	300÷7000					



Kg. 0,25

SEM6D	40300	SEM48D	40306
SEM6/8A	40301	SEM48A	40307
SEM12D	40302	SEM110D	40308
SEM12A	40303	SEM110A	40309
SEM24D	40304	SEM240D	40310
SEM24A	40305	SEM240A	40311

Versione nera disponibile a richiesta. Black option available on request.



Suonerie industriali

Industrial bells

V 12-24-48-60-110-240 (±10%)				50/60 Hz	On
autoestinguente self-extinguishing	IP 66			°C -30 +50	M 16



SIAD 165 R **SIADEL 165 R**
SD165R SDL165R

32 38



SIAD 165 G **SIADEL 165 G**
SD165G SDL165G

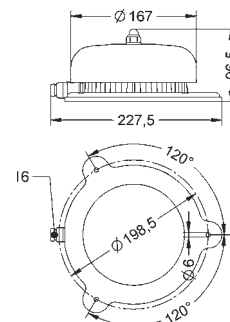
32 38

SIAD 165

V	12	24	48	60	110	240
mA	860	430	250	170	90	50
dB(A)1m	100	100	100	100	100	100
Hz	1500÷10000					

SIADEL 165

V	12	24	48	60	110	240
mA	600	300	160	120	60	28
dB(A)1m	98	98	98	98	98	98
Hz	1500÷10000					



Siad Kg. 1,7
Siadel Kg. 1,8

SD165R12A	54200	SDL165R12D	54214
SD165R24A	54201	SDL165R24D	54215
SD165R48A	54202	SDL165R48D	54216
SD165R60A	54203	SDL165R60D	54217
SD165R110A	54204	SDL165R110D	54218
SD165R240A	54206	SDL165R240D	54220

SD165G12A	54207	SDL165G12D	54221
SD165G24A	54208	SDL165G24D	54222
SD165G48A	54209	SDL165G48D	54223
SD165G60A	54210	SDL165G60D	54224
SD165G110A	54211	SDL165G110D	54225
SD165G240A	54213	SDL165G240D	54227



SIAD 215 R **SIADEL 215 R**
SD215R SDL215R

32 38



SIAD 215 G **SIADEL 215 G**
SD215G SDL215G

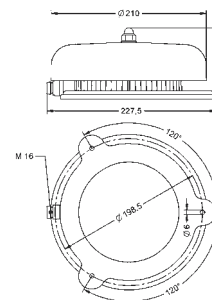
32 38

SIAD 215

V	12	24	48	60	110	240
mA	860	430	250	170	90	50
dB(A)1m	100	100	100	100	100	100
Hz	1000÷15000					

SIADEL 215

V	12	24	48	60	110	240
mA	600	300	160	120	60	28
dB(A)1m	98	98	98	98	98	98
Hz	1000÷15000					



Siad Kg. 2,1
Siadel Kg. 2,2

SD215R12A	54228	SDL215R12D	54242
SD215R24A	54229	SDL215R24D	54243
SD215R48A	54230	SDL215R48D	54244
SD215R60A	54231	SDL215R60D	54245
SD215R110A	54232	SDL215R110D	54246
SD215R240A	54234	SDL215R240D	54248

SD215G12A	54235	SDL215G12D	54249
SD215G24A	54236	SDL215G24D	54250
SD215G48A	54237	SDL215G48D	54251
SD215G60A	54238	SDL215G60D	54252
SD215G110A	54239	SDL215G110D	54253
SD215G240A	54241	SDL215G240D	54255



SIAD 265 R **SIADEL 265 R**
SD265R SDL265R

32 38



SIAD 265 G **SIADEL 265 G**
SD265G SDL265G

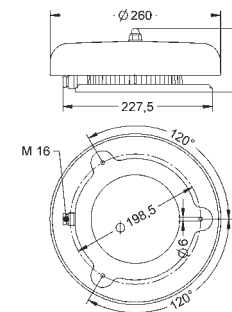
32 38

SIAD 265

V	12	24	48	60	110	240
mA	860	430	250	170	90	50
dB(A)1m	100	100	100	100	100	100
Hz	800÷18000					

SIADEL 265

V	12	24	48	60	110	240
mA	600	300	160	120	60	28
dB(A)1m	98	98	98	98	98	98
Hz	800÷18000					



Siad Kg. 2,6
Siadel Kg. 2,7

SD265R12A	54256	SDL265R12D	54270
SD265R24A	54257	SDL265R24D	54271
SD265R48A	54258	SDL265R48D	54272
SD265R60A	54259	SDL265R60D	54273
SD265R110A	54260	SDL265R110D	54274
SD265R240A	54262	SDL265R240D	54276

SD265G12A	54263	SDL265G12D	54277
SD265G24A	54264	SDL265G24D	54278
SD265G48A	54265	SDL265G48D	54279
SD265G60A	54266	SDL265G60D	54280
SD265G110A	54267	SDL265G110D	54281
SD265G240A	54269	SDL265G240D	54283

Sirene elettroniche di preallarme e allarme evacuazione

Electronic sirens for prealarm and evacuation warning

V 240 (±10%)	~ 50/60 Hz	On ∞	autoestinguente self-extinguishing
IP 65			°C -25 +70

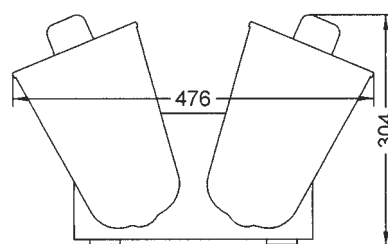
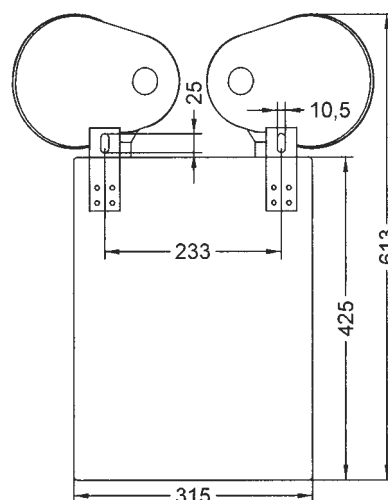


SEO 2 SEV/4S AA
SEO2SEV4SAA

SEO 2 SEV/4S AA

V ~	240
mA SEO 2 SEV/4S AA	50
Hz	490
	610
	490÷610
	2400÷2800
dB(A)1m	123
dB(A)1m	124
Batteria / Battery	N°2: NiPb 6V 10Ah
Durata / Life	24 mesi / months
Autonomia / Duration	100 min.

SEO2SEV4SAA240A 55300



Kg. 19 ~

Versione dotata di:

- luci di segnalazione BL per controllo stato di funzionamento
- telecomando per test di controllo a distanza

Version supplied with

- LED bars BL for function control
- remote control for alarm test

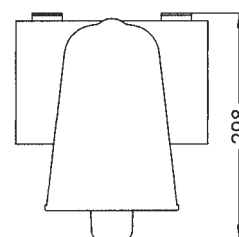
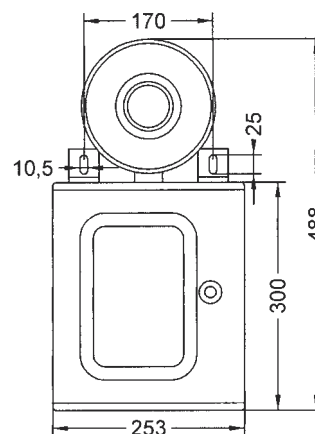


SEO 1 SEV/4S AA
SEO1SEV4SAA

SEO 1 SEV/4S AA

V ~	240
mA SEO 1 SEV/4S AA	50
Hz	490
	610
	490÷610
	2400÷2800
dB(A)1m	117
dB(A)1m	118
Batteria / Battery	NiPb 12V 7Ah
Durata / Life	24 mesi / months
Autonomia / Duration	120 min.

SEO1SEV4SAA240A 55303



Kg. 12 ~

Versione dotata di:

- luci di segnalazione BL per controllo stato di funzionamento
- telecomando per test di controllo a distanza

Version supplied with

- LED bars BL for function control
- remote control for alarm test

Sirene elettroniche di preallarme e allarme evacuazione

Electronic sirens for prealarm and evacuation warning

V 240 (±10%)	~ 50/60 Hz	On ∞	autoestinguente self-extinguishing
IP 41			°C -20 +55



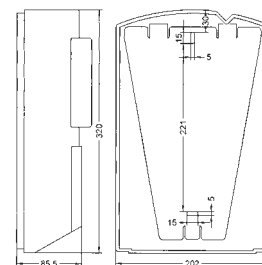
SEL 1 SEV/4S AA
SEL1SEV4SAA

(14)

SEL 1 SEV/4S AA

V ~	240
mA SEL 1 SEV/4S AA	40
Hz	490
	610
	490÷610
	2400÷2800
dB(A)1m	103
dB(A)1m	106
Batteria / Battery	NiPb 12V 1.2Ah
Durata / Life	24 mesi / months
Autonomia / Duration	85 min.

SEL1SEV4SAA240A 55305



Kg. 4,5 ~

Versione dotata di:

- luci di segnalazione BL per controllo stato di funzionamento
- telecomando per test di controllo a distanza

Version supplied with

- LED bars BL for function control
- remote control for alarm test

Luce stroboscopica autoalimentata di allarme evacuazione

Battery operated stroboscopic beacon for evacuation warning

V 240 (±10%)	~ 50/60 Hz	J 20	2 F	IP 65		
°C -20 +50	On ∞				PC PMMA	autoestinguente self-extinguishing



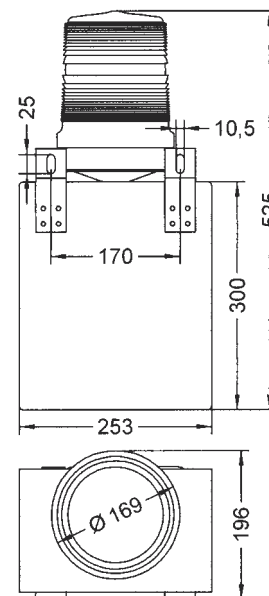
STROBFLASH 1 SEV/4S AA
STF1SEV4SAA

(2) (33) (41)

STF 1 SEV/4S AA

2F	V ~	240
	mA	80
Xenon 20J LRX 15J	Cd (p)	32000/6000 38000
	FL. (min)	2x65±10
Batteria / Battery	NiPb 12V 7Ah	
Durata / Life	24 mesi / months	
Autonomia / Duration	120 min.	

STF1SEV4SAA240A1	●	55311
STF1SEV4SAA240A2	●	55312
STF1SEV4SAA240A3	●	55313
STF1SEV4SAA240A4	●	55314
STF1SEV4SAA240A5	●	55315
STF1SEV4SAA240A6	○	55316



Kg. 10 ~

Versione dotata di:

- luci di segnalazione BL per controllo stato di funzionamento
- telecomando per test di controllo a distanza

Version supplied with

- LED bars BL for function control
- remote control for alarm test

Sirene elettroniche di preallarme e allarme evacuazione

Electronic sirens for prealarm and evacuation warning

V 240 (±10%)	~ 50/60 Hz	On ∞	autoestinguente self-extinguishing
IP 65	☐	♪ ♯ ♯ —	°C -20 +50



BX 65 2 SEV
BX652SEV
BX 65 2 SEV AA
BX652SEVAA
②④

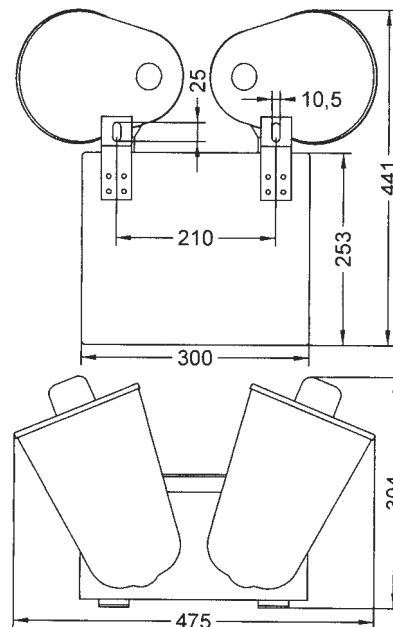
BX 65 2 SEV BX 65 2 SEV AA

V ~	240
mA BX 65 2 SEV BX 65 2 SEV AA	580 80
dB(A)1m	123
Hz ♯ ♯ ♯ —	490÷610 610

BX 65 2 SEV AA

Batteria / Battery	NiPb 12V 7Ah
Durata / Life	24 mesi / months
Autonomia / Duration	60 min.

BX652SEV240A	56051
BX652SEVAA240A	56050



BX 65 2 Sev Kg. 13 ~
BX 65 2 Sev AA Kg. 14 ~



BX 65 1 SEV
BX651SEV
BX 65 1 SEV AA
BX651SEVAA
②④

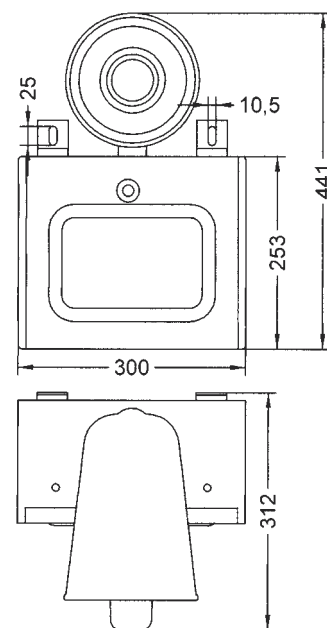
BX 65 1 SEV BX 65 1 SEV AA

V ~	240
mA BX 65 1 SEV BX 65 1 SEV AA	300 80
dB(A)1m	117
Hz ♯ ♯ ♯ —	490÷610 610

BX 65 1 SEV AA

Batteria / Battery	NiPb 12V 7Ah
Durata / Life	24 mesi / months
Autonomia / Duration	120 min.

BX651SEV240A	56053
BX651SEVAA240A	56052



BX 65 1 Sev Kg. 10 ~
BX 65 1 Sev AA Kg. 11 ~

Sirena elettronica di preallarme e allarme evacuazione

Electronic siren for prealarm and evacuation warning

V 240 (±10%)	~ 50/60 Hz	On ∞	autoestinguente self-extinguishing
IP 65	☐	♪ --- — ♪♪ ♪♪	°C -25 +70



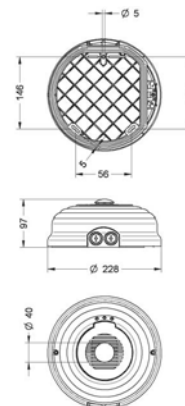
F3 SEV/4S AA
F3SEV4SAA

12

F3 SEV/4S AA

V ~	240
mA	40
♪ ---	490
♪ —	610
♪ ♪♪	490÷610
♪ ♪♪	2400÷2800
dB(A)1m ♪ ♪ ---	75 ▲ 98
dB(A)1m ♪ ♪ ♪	82 ▲ 102
Batteria / Battery	NiPb 12V 1.2Ah
Durata / Life	24 mesi / months
Autonomia / Duration	100 min.

F3SEV4SAA240A 55307



Kg. 2,26

Linea sicurezza

Security range

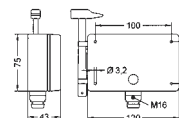
BOX DEPOSITO CHIAVE completo di martelletto per rottura vetro
KEY DEPOSIT BOX supplied with small hammer for breaking the glass



F1RL DC

12 42

F1RLDC 41534



Kg. 0,30

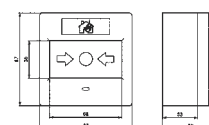


PULSANTE IP67 RIPRISTINABILI
Conforme EN 54-11

RESETTABLE PUSHBUTTONS-IP67
According to EN 54-11

V 24 = (3A) - 250 ~ (3A)	IP 67	°C -20 +70
--------------------------	-------	------------

PULSANTEIP67AL	55320
PULSANTEIP67EV	55321
PULSANTEIP67EM	55322
PULSANTEIP67INC	55323



Kg. 0,32

Linea evacuazione seriale SEV PCS

SEV range serial line PCS



SEO 2SEV/4S AA PCS



SEO 1SEV/4S AA PCS



BOX BCP PCS
Box comandi presidiati PCS
Manned control box PCS



PULSANTE IP67 PCS
• EVACUAZIONE
• ALLERTAMENTO
Push button PCS
warning, evacuation



STF 1SEV/4S AA PCS



CENTRALE SEV SY1 AA PCS - CENTRALE SEV SY2 AA PCS
Centrale SEV PCS
Command centre SEV PCS



DR SEV SY PCS
Display remoto PCS
PCS remote display



SEL 1SEV/4S AA PCS



F3 SEV/4S AA PCS

open space



palazzi
uffici
open space



industrie



ambienti industriali

italian
quality



Made in Italy

SIRENA S.p.A.

Linea luminosa

Luminous range



Linea luminosa
Luminous range

Luci rotanti
Rotating beacons

82-
88



BABYROT AT/A8 H1



AT/M7 H1 N AT/R5 H1 GF 931



LR 932 PG/R/AGR PG/TOR/AGR ROTALLARM PB L



ROTALLARM PB R ROTALLARM AL B L ROTALLARM AL B R




BLINDO ROTALLARM AL B ROTALLARM STAGNO
BLINDO ROTALLARM P AG

Luci fisse, luci lampeggianti,
luci a led integrati, luci flash
Continuous light beacons,
flashing beacons, led integrated
beacons, xenon flashing beacons


89-
125



CTL 600 LD 085 CTL 600 CTL 900 LD 165 CTL 900 CTL X 900




CTL 1200 LD 245 CTL 1200 CTL X 1200 MICROLAMP LD 125 MICRO MICROXENOLAMP OVOLUX LD 125 OVO OVOLUX X




OVOLUX PG9 LD 125 OVO PG9 OVOLUX PG9 X OVOLUX E LD 125 OVO E OVOLUX E X OVOLUX BS AFF



OVOLUX BOX PG9 AFF OVOLUX KIT AFF OVOLUX BP1 AFF



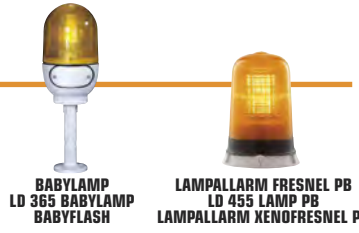
OVOLUX BP2 AFF OVOLUX BOX PG9 KIT AFF



MINIFLASH N LD 365 MINI N XENOFLASH N MINIFLASH P LD 365 MINI P XENOFLASH P XENOFLASH E LD 365 MINI E XENOFLASH E



MAXIFLASH N LD 455 MAXI N MAXIXENOFLASH N MAXIFLASH P LD 455 MAXI P MAXIXENOFLASH P MAXIFLASH E LD 455 MAXI E MAXIXENOFLASH E



BABYLAMP LD 365 BABYLAMP BABYFLASH LAMPALLARM FRESNEL PB LD 455 LAMP PB LAMPALLARM XENOFRESNEL PB




BLINDO LAMPALLARM FRESNEL AL B LAMPALLARM FRESNEL AL B LD 455 LAMP AL B LAMPALLARM XENO FRESNEL AL B




BLINDO LAMPALLARM FRESNEL P AG LAMPALLARM FRESNEL STAGNO LAMPALLARM XENOFRESNEL STAGNO



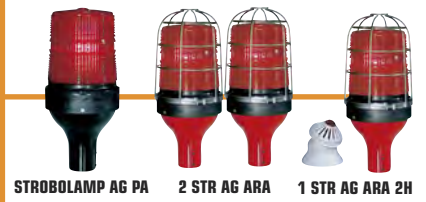
PG/AGR LD 455 PG/AGR PX/X/AGR BLINDO LAMP FAROLAMP N LD 1445 FARO N FAROLAMP XENO N



FAROLAMP P LD 1445 FARO P FAROLAMP XENO P LD 725 FLAT LD 725 BDFLAT



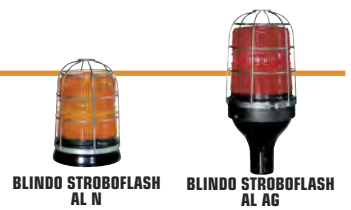
STROBOLAMP N LD 725 STROBO N LD 865 STROBO N STROBOFLASH N STROBOLAMP AG LD 725 STROBO AG LD 865 STROBO AG STROBOFLASH AG



STROBOLAMP AG PA 2 STR AG ARA 1 STR AG ARA 2H



2 STR AG LD ARA STAFFA DI UNIONE PER 2 STR AG LD SA 1395



BLINDO STROBOFLASH AL N BLINDO STROBOFLASH AL AG

Articoli a LED integrati
LED integrated products

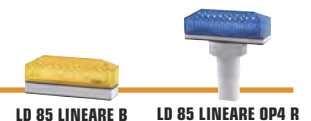
127-
128



LD SP LD MINI OVO LD SX 5Q P



LD SX 5Q R LD SX 5Q I LD 85 LINEARE F B



LD 85 LINEARE B LD 85 LINEARE OP4 R

Semafori industriali
Industrial traffic lights

129-145



Linea luminosa . Luminous range

Luci rotanti

Rotating beacons

V 12-24-48-110-240 (±10%)			50/60 Hz	r.p.m. 160±30	IP 65
°C -30 +60	On		1 2 3 4 5 6	PC	autoestinguente self-extinguishing

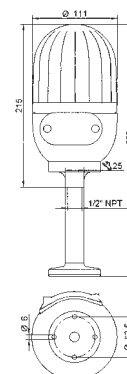


**BABYROT
BABYR**

⑥

	V	-	-	-	-	
	V	12	24	48	110	240
	mA	820	500	280	140	73
	Cd (p)	300	350	280	200	120

BABYR12A1	●	26530	BABYR48A4	●	26549
BABYR12A2	●	26531	BABYR48A5	●	26550
BABYR12A3	●	26532	BABYR48A6	○	26551
BABYR12A4	●	26533	BABYR110A1	●	26554
BABYR12A5	●	26534	BABYR110A2	●	26555
BABYR12A6	○	26535	BABYR110A3	●	26556
BABYR24DA1	●	26538	BABYR110A4	●	26557
BABYR24DA2	●	26539	BABYR110A5	●	26558
BABYR24DA3	●	26540	BABYR110A6	○	26559
BABYR24DA4	●	26541	BABYR240A1	●	26562
BABYR24DA5	●	26542	BABYR240A2	●	26563
BABYR24DA6	○	26543	BABYR240A3	●	26564
BABYR48A1	●	26546	BABYR240A4	●	26565
BABYR48A2	●	26547	BABYR240A5	●	26566
BABYR48A3	●	26548	BABYR240A6	○	26567



Kg. 0,75

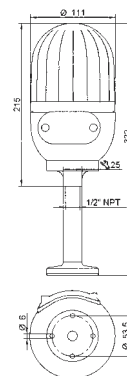


**BABYROT H
BABYRH
BABYRHTOR**

⑥

	V	24	-	-
	V	110	240	
	A	1.2	0.2	0.1
	Cd (p)	2000	2000	2000

BABYRH24DA1	●	26501	BABYRHTOR110A4	●	26511
BABYRH24DA2	●	26502	BABYRHTOR110A5	●	26512
BABYRH24DA3	●	26503	BABYRHTOR110A6	○	26513
BABYRH24DA4	●	26504	BABYRHTOR240A1	●	26515
BABYRH24DA5	●	26505	BABYRHTOR240A2	●	26516
BABYRH24DA6	○	26506	BABYRHTOR240A3	●	26517
BABYRHTOR110A1	●	26508	BABYRHTOR240A4	●	26518
BABYRHTOR110A2	●	26509	BABYRHTOR240A5	●	26519
BABYRHTOR110A3	●	26510	BABYRHTOR240A6	○	26520



Kg. 0,97

Luci rotanti

Rotating beacons

V 110-240 (±10%)	~ 50/60 Hz	r.p.m. 160±30	IP 55
°C -30 +50	On ∞	 1 2 3 4 5 6 PC	autoestinguente self-extinguishing


Luci rotanti alta tensione con trasformatore toroidale per lampada H1

High voltage rotating beacons with toroidal transformer for H1 bulb

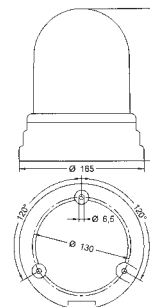


AT/A8 H1
ATA8H

③

 H1 12V 55W LR H 55W 12	V ~	110	240
	A	0.5	0.22
	Cd (p)	10000	10000

ATA8H110A2	●	47002
ATA8H240A1	●	47021
ATA8H240A2	●	47022
ATA8H240A3	●	47023
ATA8H240A4	●	47024
ATA8H240A5	●	47025
ATA8H240A6	○	47026




Kg. 1,45

Per ordinare l'opzione nera vedere codici su listino in vigore.
Black option available on request.

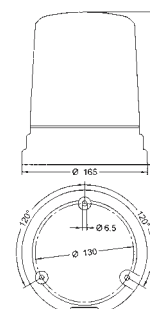


AT/M7 H1
ATM7H

③

 H1 12V 55W LR H 55W 12	V ~	110	240
	A	0.5	0.22
	Cd (p)	10000	10000

ATM7H110A1	●	49031	ATM7H240A1	●	49051
ATM7H110A2	●	49032	ATM7H240A2	●	49052
ATM7H110A3	●	49033	ATM7H240A3	●	49053
ATM7H110A4	●	49034	ATM7H240A4	●	49054
ATM7H110A5	●	49035	ATM7H240A5	●	49055




Kg. 1,45

Per ordinare l'opzione nera vedere codici su listino in vigore.
Black option available on request.

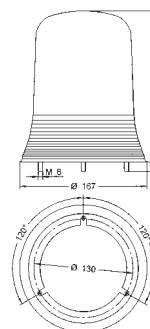


AT/R5 H1
ATR5H

④

 H1 12V 55W LR H 55W 12	V ~	110	240
	A	0.5	0.22
	Cd (p)	10000	10000

ATR5H110A1	●	82970	ATR5H240A1	●	82990
ATR5H110A2	●	82971	ATR5H240A2	●	82991
ATR5H110A3	●	82972	ATR5H240A3	●	82992
ATR5H110A4	●	82973	ATR5H240A4	●	82993
ATR5H110A5	●	82983	ATR5H240A5	●	82994
ATR5H110A6	○	82975	ATR5H240A6	○	82995



Kg. 1,5

Luci rotanti

Rotating beacons

V 24-110-240 ($\pm 10\%$)	\sim 50/60 Hz	r.p.m. 160 \pm 30	IP 44
°C -30 +50	On ∞	1 2 3 4 5 6	PMMA autoestinguente self-extinguishing

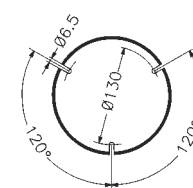
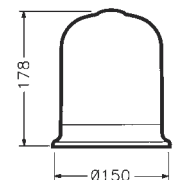


GF 931
GF931

13

 BA 15dT 25W LR BA 15dT 25W	V \sim	24	110	240
	A	1.1	0.22	0.11
	Cd (p)	3000	400	400

GF931B24A1	●	24451	GF931B110A4	●	24464
GF931B24A2	●	24452	GF931B110A5	●	24465
GF931B24A3	●	24453	GF931B110A6	○	24466
GF931B24A4	●	24454	GF931B240A1	●	24471
GF931B24A5	●	24455	GF931B240A2	●	24472
GF931B24A6	○	24456	GF931B240A3	●	24473
GF931B110A1	●	24461	GF931B240A4	●	24474
GF931B110A2	●	24462	GF931B240A5	●	24475
GF931B110A3	●	24463	GF931B240A6	○	24476



Kg. 0,50

V 24-110-240 ($\pm 10\%$)	\sim 50/60 Hz	r.p.m. 160 \pm 30	IP 44
°C -30 +50	On ∞	1 2 3 4	PMMA autoestinguente self-extinguishing

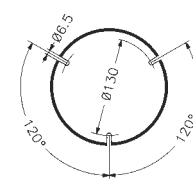
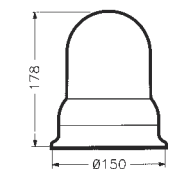


LR 932
LR932

13

 BA 15dT 25W LR BA 15dT 25W	V \sim	24	110	240
	A	1.1	0.22	0.11
	Cd (p)	3000	400	400

LR932B24A1	●	24421	LR932B110A3	●	24433
LR932B24A2	●	24422	LR932B110A4	●	24434
LR932B24A3	●	24423	LR932B240A1	●	24441
LR932B24A4	●	24424	LR932B240A2	●	24442
LR932B110A1	●	24431	LR932B240A3	●	24443
LR932B110A2	●	24432	LR932B240A4	●	24444



Kg. 0,48

Luci rotanti

Rotating beacons

V 12-24-48-110-240 (±10%)			50/60 Hz	r.p.m. 160±30	IP 55
°C -30 +50	On	M 20		1 2 3 4 5 6	PC autoestinguente self-extinguishing

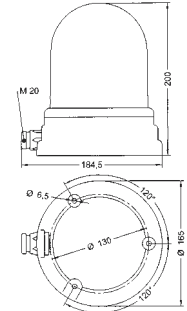


PG/R/AGR
PGRAGR
PGRAGRH

③

 BA 15s 45W LR BA 15s 45W E 14 25W LR E 14T 25W	V	12	24	48	-	-	-
	V	12	24	-	48	110	240
	A	4	2.1	1	0.74	0.31	0.15
	Cd (p)	6500	6500	6500	600	400	400

 H1 12V 55W LR H 55W 12 H1 24V 70W LR H 70W 24	V	12	24
	V	12	24
	A	4.8	3.1
	Cd (p)	10000	10000



Kg. 0,96

PGRAGR12D2	●	47122	PGRAGR48A2	●	47162	PGRAGRH12D5	●	47175
PGRAGR12D5	●	47125	PGRAGR48A3	●	47163	PGRAGRH24D1	●	47181
PGRAGR24D1	●	47131	PGRAGR48A5	●	47165	PGRAGRH24D2	●	47182
PGRAGR24D2	●	47132	PGRAGR110A2	●	47442	PGRAGRH24D3	●	47183
PGRAGR24D3	●	47133	PGRAGR110A3	●	47443	PGRAGRH24D4	●	47184
PGRAGR24D4	●	47134	PGRAGR110A5	●	47445	PGRAGRH24D5	●	47185
PGRAGR24D5	●	47135	PGRAGR240A1	●	47461	PGRAGRH24D6	○	47186
PGRAGR24A1	●	47141	PGRAGR240A2	●	47462	PGRAGRH24A1	●	47191
PGRAGR24A2	●	47142	PGRAGR240A3	●	47463	PGRAGRH24A2	●	47192
PGRAGR24A3	●	47143	PGRAGR240A4	●	47464	PGRAGRH24A3	●	47193
PGRAGR24A4	●	47144	PGRAGR240A5	●	47465	PGRAGRH24A4	●	47194
PGRAGR24A5	●	47145	PGRAGR240A6	○	47466	PGRAGRH24A5	●	47195
PGRAGR48D5	●	47155	PGRAGRH12D2	●	47172	PGRAGRH24A6	○	47196
			PGRAGRH12D3	●	47173			

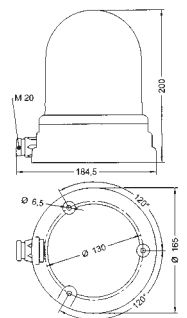


PG/TOR/AGR
PGTORAGR

③

 H1 12V 55W LR H 55W 12	V	110	240
	A	0.5	0.22
	Cd (p)	10000	10000

PGTORAGRH110A2	●	47212	PGTORAGRH240A2	●	47232
PGTORAGRH110A3	●	47213	PGTORAGRH240A3	●	47233
PGTORAGRH110A5	●	47215	PGTORAGRH240A4	●	47234
PGTORAGRH110A6	○	47216	PGTORAGRH240A5	●	47235
PGTORAGRH240A1	●	47231	PGTORAGRH240A6	○	47236



Kg. 1,45

Per ordinare l'opzione nera vedere codici su listino in vigore.
Black option available on request.

Luci rotanti

Rotating beacons

V	12-24-48-110-240 (±10%)			50/60 Hz	r.p.m.	160±30	IP	65
H1:	12-24	On		M 16		1 2 3 4 5 6	PC	autoestinguente self-extinguishing
°C	-30 +50							

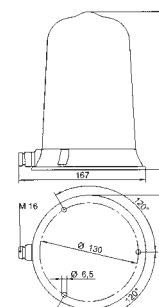


**ROTALLARM
P B L**
RAPBL
RAPBLH

① □

 BA 15s 45W LR BA 15s 45W E 14 25W LR E 14T 25W	V	12	24	48	-	-	-
	V	12	24	-	48	110	240
	A	4	2.1	1	0.74	0.31	0.15
	Cd (p)	6500	6500	6500	600	400	400

 H1 12V 55W LR H 55W 12 H1 24V 70W LR H 70W 24	V	12	24
	V	12	24
	A	4.8	3.1
	Cd (p)	10000	10000



Kg. 0,56

RAPBL12D1	63001	RAPBL24A5	63023	RAPBL240A3	63051	RAPBLH24A2	63073
RAPBL12D2	63002	RAPBL24A6	63024	RAPBL240A4	63052	RAPBLH24A3	63074
RAPBL12D3	63003	RAPBL48D1	63025	RAPBL240A5	63053	RAPBLH24A4	63075
RAPBL12D4	63004	RAPBL48D2	63026	RAPBL240A6	63054	RAPBLH24A5	63076
RAPBL12D5	63005	RAPBL48D3	63027	RAPBLH12D1	63055	RAPBLH24A6	63077
RAPBL12D6	63006	RAPBL48D4	63028	RAPBLH12D2	63056	RAPBR12D2	63078
RAPBL12A1	63007	RAPBL48D5	63029	RAPBLH12D3	63057	RAPBR12D5	63079
RAPBL12A2	63008	RAPBL48D6	63030	RAPBLH12D4	63058	RAPBR24D1	63080
RAPBL12A3	63009	RAPBL48A1	63031	RAPBLH12D5	63059	RAPBR24D2	63081
RAPBL12A4	63010	RAPBL48A2	63032	RAPBLH12D6	63060	RAPBR24D3	63082
RAPBL12A5	63011	RAPBL48A3	63033	RAPBLH12A1	63061	RAPBR24D5	63083
RAPBL12A6	63012	RAPBL48A4	63034	RAPBLH12A2	63062	RAPBR24D6	63084
RAPBL24D1	63013	RAPBL48A5	63035	RAPBLH12A3	63063	RAPBR24A1	63085
RAPBL24D2	63014	RAPBL48A6	63036	RAPBLH12A5	63064	RAPBR24A2	63086
RAPBL24D3	63015	RAPBL110A1	63037	RAPBLH12A6	63065	RAPBR24A3	63087
RAPBL24D4	63016	RAPBL110A2	63038	RAPBLH24D1	63066	RAPBR48D3	63088
RAPBL24D5	63017	RAPBL110A3	63039	RAPBLH24D2	63067	RAPBR48D5	63089
RAPBL24D6	63018	RAPBL110A4	63040	RAPBLH24D3	63068	RAPBR110A2	63090
RAPBL24A1	63019	RAPBL110A5	63041	RAPBLH24D4	63069	RAPBR110A3	63091
RAPBL24A2	63020	RAPBL110A6	63042	RAPBLH24D5	63070	RAPBR110A5	63092
RAPBL24A3	63021	RAPBL240A1	63049	RAPBLH24D6	63071	RAPBR240A2	63099
RAPBL24A4	63022	RAPBL240A2	63050	RAPBLH24A1	63072	RAPBR240A3	63100



**ROTALLARM
P B R**
RAPBR
RAPBRH

① □

Per ordinare l'opzione nera vedere codici su listino in vigore.
Black option available on request.

Linea luminosa . Luminous range

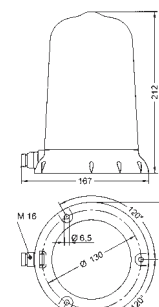


**ROTALLARM
AL B L**
RAALBL
RAALBLH

②

 BA 15s 45W LR BA 15s 45W E 14 25W LR E 14T 25W	V	12	24	48	-	-	-
	V	12	24	-	48	110	240
	A	4	2.1	1	0.74	0.31	0.15
	Cd (p)	6500	6500	6500	600	400	400

 H1 12V 55W LR H 55W 12 H1 24V 70W LR H 70W 24	V	12	24
	V	12	24
	A	4.8	3.1
	Cd (p)	10000	10000



Kg. 1,0

RAALBL12D1	82201	RAALBL24A1	82216	RAALBL110A3	82228	RAALBLH12A3	82258
RAALBL12D2	82200	RAALBL24A2	82215	RAALBL110A4	82229	RAALBLH12A4	82259
RAALBL12D3	82203	RAALBL24A3	82218	RAALBL110A5	82247	RAALBLH12A6	82257
RAALBL12D4	82204	RAALBL24A4	82219	RAALBL110A6	82227	RAALBLH24D1	82261
RAALBL12D5	82205	RAALBL24A5	82275	RAALBL240A1	82241	RAALBLH24D2	82260
RAALBL12D6	82202	RAALBL24A6	82217	RAALBL240A2	82240	RAALBLH24D3	82263
RAALBL12A1	82206	RAALBL48D1	82246	RAALBL240A3	82243	RAALBLH24D4	82264
RAALBL12A2	82205	RAALBL48D2	82245	RAALBL240A4	82244	RAALBLH24D5	82273
RAALBL12A3	82208	RAALBL48D3	82290	RAALBL240A5	82274	RAALBLH24D6	82262
RAALBL12A5	82277	RAALBL48D5	82248	RAALBL240A6	82242	RAALBLH24A1	82266
RAALBL12A6	82207	RAALBL48D6	82289	RAALBLH12D1	82251	RAALBLH24A2	82265
RAALBL24D1	82211	RAALBL48A1	82220	RAALBLH12D2	82250	RAALBLH24A3	82268
RAALBL24D2	82210	RAALBL48A2	82280	RAALBLH12D3	82253	RAALBLH24A4	82269
RAALBL24D3	82213	RAALBL48A3	82281	RAALBLH12D4	82254	RAALBLH24A5	82272
RAALBL24D4	82214	RAALBL48A5	82282	RAALBLH12D5	82256	RAALBLH24A6	82267
RAALBL24D5	82271	RAALBL110A1	82226	RAALBLH12D6	82252	RAALBR24D2	82385
RAALBL24D6	82212	RAALBL110A2	82225	RAALBLH12A1	82255	RAALBR24D3	82386



**ROTALLARM
AL B R**
RAALBR
RAALBRH

②

Luci rotanti

Rotating beacons

V 12-24-48-110-240 (±10%)		50/60 Hz	r.p.m. 160±30	IP 65
°C -30 +50	On		1 2 3 4 5 6	PC autoestinguente self-extinguishing



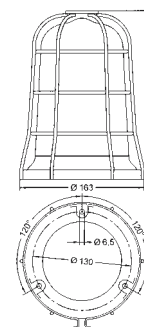
**BLINDO
ROTALLARM AL B**
BDRAALB
BDRAALBH

(2) (17)

 BA 15s 45W LR BA 15s 45W E 14 25W LR E 14T 25W	V	12	24	48	-	-	-
	V	12	24	-	48	110	240
	A	4	2.1	1	0.74	0.31	0.15
	Cd (p)	6500	6500	6500	600	400	400

 H1 12V 55W LR H 55W 12 H1 24V 70W LR H 70W 24	V	12	24
	V	12	24
	A	4.8	3.1
	Cd (p)	10000	10000

BDRAALB12D1	● 86461	BDRAALB48D2	● 86491	BDRAALB240A6	○ 86638
BDRAALB12D2	● 86460	BDRAALB48D3	● 86494	BDRAALBH12D1	● 86601
BDRAALB12D3	● 86463	BDRAALB48D5	● 86492	BDRAALBH12D2	● 86600
BDRAALB12D5	● 86462	BDRAALB48A2	● 86499	BDRAALBH12D3	● 86602
BDRAALB12A2	● 86465	BDRAALB48A3	● 86466	BDRAALBH12D4	● 86603
BDRAALB24D1	● 86474	BDRAALB48A5	● 86497	BDRAALBH12D5	● 86634
BDRAALB24D2	● 86470	BDRAALB110A1	● 86481	BDRAALBH12D6	○ 86604
BDRAALB24D3	● 86473	BDRAALB110A2	● 86480	BDRAALBH24D1	● 86632
BDRAALB24D4	● 86472	BDRAALB110A3	● 86483	BDRAALBH24D2	● 86610
BDRAALB24D5	● 86496	BDRAALB110A5	● 86495	BDRAALBH24D3	● 86630
BDRAALB24A1	● 86476	BDRAALB240A1	● 86487	BDRAALBH24D4	● 86631
BDRAALB24A2	● 86475	BDRAALB240A2	● 86490	BDRAALBH24D5	● 86633
BDRAALB24A3	● 86478	BDRAALB240A3	● 86467	BDRAALBH24D6	○ 86609
BDRAALB24A4	● 86484	BDRAALB240A4	● 86469	BDRAALBH24A2	● 86615
BDRAALB24A5	● 86479	BDRAALB240A5	● 86637		



Kg. 1,4



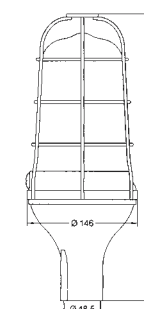
**BLINDO
ROTALLARM P AG**
BDRAPAG
BDRAPAGH

(6) (7) (17)

 BA 15s 45W LR BA 15s 45W E 14 25W LR E 14T 25W	V	12	24	48	-	-	-
	V	12	24	-	48	110	240
	A	4	2.1	1	0.74	0.31	0.15
	Cd (p)	6500	6500	6500	600	400	400

 H1 12V 55W LR H 55W 12 H1 24V 70W LR H 70W 24	V	12	24
	V	12	24
	A	4.8	3.1
	Cd (p)	10000	10000

BDRAPAG12D2	● 86650	BDRAPAG24A5	● 86657	BDRAPAG240A5	● 86683
BDRAPAG12D3	● 86651	BDRAPAG110A1	● 86673	BDRAPAG240A6	○ 86684
BDRAPAG12D5	● 86661	BDRAPAG110A2	● 86670	BDRAPAGH24D1	● 86696
BDRAPAG24D2	● 86660	BDRAPAG110A3	● 86671	BDRAPAGH24D2	● 86698
BDRAPAG24D3	● 86663	BDRAPAG110A5	● 86672	BDRAPAGH24D3	● 86699
BDRAPAG24D4	● 86664	BDRAPAG240A1	● 86682	BDRAPAGH24D4	● 86700
BDRAPAG24D5	● 86662	BDRAPAG240A2	● 86680	BDRAPAGH24D5	● 86701
BDRAPAG24A2	● 86659	BDRAPAG240A3	● 86679	BDRAPAGH24D6	○ 86697
BDRAPAG24A3	● 86658	BDRAPAG240A4	● 86681		



Kg. 1,7

Luci rotanti

Rotating beacons

V 12-24-48-110-240 (±10%)			50/60 Hz	r.p.m. 160±30	IP 67
°C -30 +50	On ∞		1 2 3 4 5 6	PC	autoestinguente self-extinguishing

Segnalatore stagno

Waterproof beacon



ROTALLARM STAGNO

**STRA
STRAH**

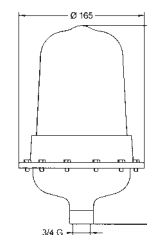


**INOX
STAINLESS STEEL**

	V	12	24	48	-	-	-
BA 15s 45W	V	12	24	-	48	110	240
LR BA 15s 45W	A	4	2.1	1	0.74	0.31	0.15
E 14 25W	Cd (p)	6500	6500	6500	600	400	400
LR E 14T 25W							

	V	12	24
H1 12V 55W	V	12	24
LR H 55W 12	A	4.8	3.1
H1 24V 70W	Cd (p)	10000	10000
LR H 70W 24			

STRA12D2	●	90010	STRA110A5	●	90021
STRA24D1	●	90017	STRA240A2	●	90203
STRA24D2	●	90016	STRA240A3	●	90205
STRA24D3	●	90014	STRA240A5	●	90204
STRA24D5	●	90015	STRAH12D1	●	90047
STRA24A2	●	90019	STRAH12D2	●	90048
STRA24A3	●	90023	STRAH12D5	●	90049
STRA48D2	●	90024	STRAH24D1	●	90053
STRA48A2	●	90018	STRAH24D2	●	90050
STRA48A3	●	90022	STRAH24D3	●	90052
STRA110A2	●	90025	STRAH24D5	●	90051
STRA110A3	●	90026			



Kg. 1,8

Linea luminosa . Luminous range



Luci fisse

Continuous light beacons

V 12÷240 $\overline{\sim}$ ($\pm 10\%$)	$\overline{\sim}$	\sim 50/60 Hz	IP 54	$^{\circ}\text{C}$ -30 +50
On ∞		1 2 3 4 5 6	PC	autoestinguente self-extinguishing



CTL 600 F MT
CTL600FMT

13

BA 15d 5W LR BA 15d 5W	V $\overline{\sim}$	12 ÷ 24 ÷ 48 ÷ 110 ÷ 240				
	mA	415	210	105	45	21
	Cd (p)	30	30	10	3	3

CTL600FMT12240DA1	•	33831
CTL600FMT12240DA2	•	33832
CTL600FMT12240DA3	•	33833
CTL600FMT12240DA4	•	33834
CTL600FMT12240DA5	•	33835
CTL600FMT12240DA6	○	33836



Kg. 0,074

Fornito senza lampada. Supplied without bulb.
Possibilità di installazione lampada a LED. LED bulb option.

Luci lampeggianti (e fisse)

Flashing (and continuous light) beacons

V 12÷48 $\overline{\sim}$ -24÷240 \sim ($\pm 10\%$)	$\overline{\sim}$	\sim 50/60 Hz	Flash/min. 110±20	IP 54	$^{\circ}\text{C}$ -30 +50
On ∞		1 2 3 4 5 6	PC	autoestinguente self-extinguishing	



CTL 600 L MT
CTL600LMT

13

BA 15d 5W LR BA 15d 5W	V $\overline{\sim}$	12 ÷ 24 ÷ 48		-	-	
	V \sim	24 ÷ 48 ÷ 110 ÷ 240				
	mA	425	215	105	45	20
	Cd (p)	30	30	10	3	3

CTL600LMT1248D1	•	33521	CTL600LMT24240A1	•	33531
CTL600LMT1248D2	•	33522	CTL600LMT24240A2	•	33532
CTL600LMT1248D3	•	33523	CTL600LMT24240A3	•	33533
CTL600LMT1248D4	•	33524	CTL600LMT24240A4	•	33534
CTL600LMT1248D5	•	33525	CTL600LMT24240A5	•	33535
CTL600LMT1248D6	○	33526	CTL600LMT24240A6	○	33536



Kg. 0,074

Fornito senza lampada. Supplied without bulb.
Possibilità di installazione lampada a LED. LED bulb option.

Luci lampeggianti (fisse) a led integrati

Led integrated flashing (continuous light) beacons

V 24 $\overline{\sim}$ -48 $\overline{\sim}$ -110 \sim -240 \sim ($\pm 10\%$)	$\overline{\sim}$	\sim 50/60 Hz	Flash/min. 0-150±20	IP 54	$^{\circ}\text{C}$ -30 +50
On ∞		1 2 3 4 5 6	PC	autoestinguente self-extinguishing	



LD 085 CTL 600
LD085CTL600

13

V $\overline{\sim}$	24	48	-	-
	V \sim	110 240		
••• mA	70	65	20	20
••○ mA	70	70	20	20

LD085CTL60024DA1	•	65001	LD085CTL60048DA3	•	65013	LD085CTL600110A5	•	65025
LD085CTL60024DA2	•	65002	LD085CTL60048DA4	•	65014	LD085CTL600110A6	○	65026
LD085CTL60024DA3	•	65003	LD085CTL60048DA5	•	65015	LD085CTL600240A1	•	65031
LD085CTL60024DA4	•	65004	LD085CTL60048DA6	○	65016	LD085CTL600240A2	•	65032
LD085CTL60024DA5	•	65005	LD085CTL600110A1	•	65021	LD085CTL600240A3	•	65033
LD085CTL60024DA6	○	65006	LD085CTL600110A2	•	65022	LD085CTL600240A4	•	65034
LD085CTL60048DA1	•	65011	LD085CTL600110A3	•	65023	LD085CTL600240A5	•	65035
LD085CTL60048DA2	•	65012	LD085CTL600110A4	•	65024	LD085CTL600240A6	○	65036



Kg. 0,09

Per ordinare l'opzione nera richiedere i codici. Code numbers for the black version are available on request.

Luci fisse

Continuous light beacons



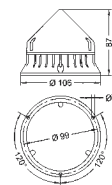
CTL 900 F MT
CTL900FMT

13

V 12÷240 $\tilde{\sim}$ ($\pm 10\%$)	\equiv	\sim 50/60 Hz	IP 54	\square	$^{\circ}\text{C}$ -30 +50
On ∞		1 2 3 4 5 6	PC	autoestinguente self-extinguishing	

 BA 15d 10W LR BA 15d 10W	V $\tilde{\sim}$	12 ÷ 24 ÷ 48 ÷ 110 ÷ 240				
	mA	830	415	210	90	42
	Cd (p)	160	150	140	20	30

CTL900FMT12240DA1 ● 33841	CTL900FMT12240DA4 ● 33844
CTL900FMT12240DA2 ● 33842	CTL900FMT12240DA5 ● 33845
CTL900FMT12240DA3 ● 33843	CTL900FMT12240DA6 ○ 33846



Kg. 0,15

Fornito senza lampada. Supplied without bulb.
Possibilità di installazione lampada a LED. LED bulb option.

Luci lampeggianti (e fisse)

Flashing (and continuous light) beacons



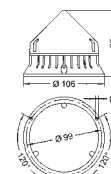
CTL 900 L MT
CTL900LMT

13

V 12÷48 \equiv -24÷240 $\tilde{\sim}$ ($\pm 10\%$)	\equiv	\sim 50/60 Hz	Flash/min. 110±20	IP 54	\square
$^{\circ}\text{C}$ -30 +50	On ∞		1 2 3 4 5 6	PC	autoestinguente self-extinguishing

 BA 15d 10W LR BA 15d 10W	V \equiv	12 ÷ 24 ÷ 48	-	-		
	V $\tilde{\sim}$	-	24 ÷ 48 ÷ 110 ÷ 240			
	mA	850	440	210	90	43
	Cd (p)	160	150	140	20	30

CTL900LMT1248D1 ● 33561	CTL900LMT1248D5 ● 33565	CTL900LMT24240A3 ● 33573
CTL900LMT1248D2 ● 33562	CTL900LMT1248D6 ○ 33566	CTL900LMT24240A4 ● 33574
CTL900LMT1248D3 ● 33563	CTL900LMT24240A1 ● 33571	CTL900LMT24240A5 ● 33575
CTL900LMT1248D4 ● 33564	CTL900LMT24240A2 ● 33572	CTL900LMT24240A6 ○ 33576



Kg. 0,15

Fornito senza lampada. Supplied without bulb.
Possibilità di installazione lampada a LED. LED bulb option.

Luci lampeggianti (fisse) a led integrati

Led integrated flashing (continuous light) beacons



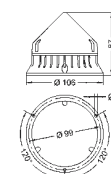
LD 165 CTL 900
LD165CTL900

13

V 24 $\tilde{\sim}$ -48 $\tilde{\sim}$ -110 $\tilde{\sim}$ -240 $\tilde{\sim}$ ($\pm 10\%$)	\equiv	\sim 50/60 Hz	Flash/min. 0-150±20	IP 54	\square	$^{\circ}\text{C}$ -30 +50	On ∞		1 2 3 4 5 6	PC	autoestinguente self-extinguishing
---	----------	-----------------	---------------------	-------	-----------	----------------------------	-------------	--	-------------	----	---------------------------------------

	V \equiv	24	48	-	-
	V $\tilde{\sim}$	-	-	110	240
● ● ●	mA	90	100	20	20
● ● ○	mA	90	80	20	20

LD165CTL90024DA1 ● 65041	LD165CTL90048DA3 ● 65053	LD165CTL900110A5 ● 65065
LD165CTL90024DA2 ● 65042	LD165CTL90048DA4 ● 65054	LD165CTL900110A6 ○ 65066
LD165CTL90024DA3 ● 65043	LD165CTL90048DA5 ● 65055	LD165CTL900240A1 ● 65071
LD165CTL90024DA4 ● 65044	LD165CTL90048DA6 ○ 65056	LD165CTL900240A2 ● 65072
LD165CTL90024DA5 ● 65045	LD165CTL900110A1 ● 65061	LD165CTL900240A3 ● 65073
LD165CTL90024DA6 ○ 65046	LD165CTL900110A2 ● 65062	LD165CTL900240A4 ● 65074
LD165CTL90048DA1 ● 65051	LD165CTL900110A3 ● 65063	LD165CTL900240A5 ● 65075
LD165CTL90048DA2 ● 65052	LD165CTL900110A4 ● 65064	LD165CTL900240A6 ○ 65076




Kg. 0,20

Per ordinare l'opzione nera richiedere i codici. Code numbers for the black version are available on request.

Luci xeno

Xenon flashing beacons

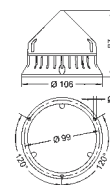
V 12÷24-110-240 (±10%)			50/60 Hz	J 1	Flash/min. 1F: 65±10 - 2F: 2x65±10
IP 54		°C -10 +40	On		1 2 3 4 5 6 PC autoestinguente self-extinguishing



CTL X 900
CTLX9001J1F
CTLX9001J2F

13

1F	V	-				2F	V	-			
	V	12÷24					V	12÷24			
XENON 1J LRX 1J	mA	300	300	25	30	XENON 1J LRX 1J	mA	300	300	35	50
	Cd (p)	1100	1200	1300	1300		Cd (p)	1000	1000	550	1000



Kg. 0,17

CTLX9001J1F1224DA1	● 64442	CTLX9001J1F110A4	● 64451	CTLX9001J2F1224DA1	● 64466	CTLX9001J2F110A4	● 64475
CTLX9001J1F1224DA2	● 64443	CTLX9001J1F110A5	● 64452	CTLX9001J2F1224DA2	● 64467	CTLX9001J2F110A5	● 64476
CTLX9001J1F1224DA3	● 64444	CTLX9001J1F110A6	○ 64453	CTLX9001J2F1224DA3	● 64468	CTLX9001J2F110A6	○ 64477
CTLX9001J1F1224DA4	● 64445	CTLX9001J1F240A1	● 64454	CTLX9001J2F1224DA4	● 64469	CTLX9001J2F240A1	● 64478
CTLX9001J1F1224DA5	● 64446	CTLX9001J1F240A2	● 64455	CTLX9001J2F1224DA5	● 64470	CTLX9001J2F240A2	● 64479
CTLX9001J1F1224DA6	○ 64447	CTLX9001J1F240A3	● 64456	CTLX9001J2F1224DA6	○ 64471	CTLX9001J2F240A3	● 64480
CTLX9001J1F110A1	● 64448	CTLX9001J1F240A4	● 64457	CTLX9001J2F110A1	● 64472	CTLX9001J2F240A4	● 64481
CTLX9001J1F110A2	● 64449	CTLX9001J1F240A5	● 64458	CTLX9001J2F110A2	● 64473	CTLX9001J2F240A5	● 64482
CTLX9001J1F110A3	● 64450	CTLX9001J1F240A6	○ 64459	CTLX9001J2F110A3	● 64474	CTLX9001J2F240A6	○ 64483

Luci fisse

Continuous light beacons

V 12÷240 (±10%)			50/60 Hz	IP 54		°C -30 +50
On		1 2 3 4 5 6 PC	autoestinguente self-extinguishing			

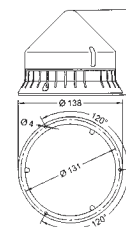


CTL 1200 F MT
CTL1200FMT

13

	V	12 ÷ 24 ÷ 48 ÷ 110 ÷ 240				
	A	2.1	1.1	0.52	0.22	0.10
	Cd (p)	450	500	500	50	80
BA 15d 25W LR BA 15d 25W						

CTL1200FMT12240DA1	● 33851	CTL1200FMT12240DA4	● 33854
CTL1200FMT12240DA2	● 33852	CTL1200FMT12240DA5	● 33855
CTL1200FMT12240DA3	● 33853	CTL1200FMT12240DA6	○ 33856



Kg. 0,27

Fornito senza lampada. Supplied without bulb.
Possibilità di installazione lampada a LED. LED bulb option.

Luci lampeggianti (e fisse)

Flashing (and continuous light) beacons

V 12÷48 -24÷240 (±10%)			50/60 Hz	Flash/min. 110±20	IP 54	
°C -30 +50	On		1 2 3 4 5 6 PC	autoestinguente self-extinguishing		

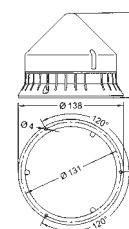


CTL 1200 L MT
CTL1200LMT

13

	V	12 ÷ 24 ÷ 48				-	
	V	24 ÷ 48 ÷ 110 ÷ 240				-	
	A	2.2	1.1	0.52	0.22	0.10	
Cd (p)	450	500	500	50	80		
BA 15d 25W LR BA 15d 25W							

CTL1200LMT1248D1	● 33601	CTL1200LMT1248D5	● 33605	CTL1200LMT24240A3	● 33613
CTL1200LMT1248D2	● 33602	CTL1200LMT1248D6	○ 33606	CTL1200LMT24240A4	● 33614
CTL1200LMT1248D3	● 33603	CTL1200LMT24240A1	● 33611	CTL1200LMT24240A5	● 33615
CTL1200LMT1248D4	● 33604	CTL1200LMT24240A2	● 33612	CTL1200LMT24240A6	○ 33616



Kg. 0,27

Fornito senza lampada. Supplied without bulb.
Possibilità di installazione lampada a LED. LED bulb option.

Per ordinare l'opzione nera richiedere i codici. Code numbers for the black version are available on request.

Luci lampeggianti (fisse) a led integrati

Led integrated flashing (continuous light) beacons

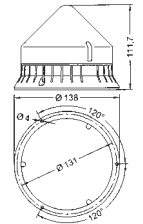
V	24 - 48 - 110 - 240 (±10%)			50/60 Hz	Flash/min.	0-150±20		
IP	54	°C	-30 +50	On			1 2 3 4 5 6 PC	autoestinguente self-extinguishing



LD 245 CTL 1200
LD245CTL1200

13

V		24	48	-	-
V				110	240
mA		105	120	20	20
mA		105	95	20	20



Kg. 0,28

LD245CTL120024DA1		65091	LD245CTL120048DA3		65103	LD245CTL1200110A5		65115
LD245CTL120024DA2		65092	LD245CTL120048DA4		65104	LD245CTL1200110A6		65116
LD245CTL120024DA3		65093	LD245CTL120048DA5		65105	LD245CTL1200240A1		65121
LD245CTL120024DA4		65094	LD245CTL120048DA6		65106	LD245CTL1200240A2		65122
LD245CTL120024DA5		65095	LD245CTL1200110A1		65111	LD245CTL1200240A3		65123
LD245CTL120024DA6		65096	LD245CTL1200110A2		65112	LD245CTL1200240A4		65124
LD245CTL120048DA1		65101	LD245CTL1200110A3		65113	LD245CTL1200240A5		65125
LD245CTL120048DA2		65102	LD245CTL1200110A4		65114	LD245CTL1200240A6		65126

Luci xeno

Xenon flashing beacons

V	12÷24-110-240 (±10%)			50/60 Hz	J	2-6	Flash/min.	1F: 65±10 - 2F: 2x65±10
IP	54	°C	-10 +40	On			1 2 3 4 5 6 PC	autoestinguente self-extinguishing

	V		12÷24	-	-		V		12÷24	-	-		
	V			110	240		V			110	240		
	mA		400	350	65		40	A		1.0	0.75	0.10	0.09
	Cd (p)		1200	1200	1400		1500	Cd (p)		3150	3450	2700	3500

CTLX12002J1F1224DA1		64484	CTLX12002J1F240A1		64496	CTLX12006J1F110A1		64530
CTLX12002J1F1224DA2		64485	CTLX12002J1F240A2		64497	CTLX12006J1F110A2		64531
CTLX12002J1F1224DA3		64486	CTLX12002J1F240A3		64498	CTLX12006J1F110A3		64532
CTLX12002J1F1224DA4		64487	CTLX12002J1F240A4		64499	CTLX12006J1F110A4		64533
CTLX12002J1F1224DA5		64488	CTLX12002J1F240A5		64500	CTLX12006J1F110A5		64534
CTLX12002J1F1224DA6		64489	CTLX12002J1F240A6		64501	CTLX12006J1F110A6		64535
CTLX12002J1F110A1		64490	CTLX12006J1F1224DA1		64524	CTLX12006J1F240A1		64536
CTLX12002J1F110A2		64491	CTLX12006J1F1224DA2		64525	CTLX12006J1F240A2		64537
CTLX12002J1F110A3		64492	CTLX12006J1F1224DA3		64526	CTLX12006J1F240A3		64538
CTLX12002J1F110A4		64493	CTLX12006J1F1224DA4		64527	CTLX12006J1F240A4		64539
CTLX12002J1F110A5		64494	CTLX12006J1F1224DA5		64528	CTLX12006J1F240A5		64540
CTLX12002J1F110A6		64495	CTLX12006J1F1224DA6		64529	CTLX12006J1F240A6		64541

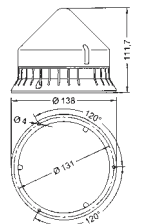


CTL X 1200
CTLX12002J1F
CTLX12006J1F
CTLX12002J2F
CTLX12006J2F

13

	V		12÷24	-	-		V		12÷24	-	-		
	V			110	240		V			110	240		
	mA		350	350	80		35	A		1.0	0.65	0.08	0.08
	Cd (p)		650	700	1000		850	Cd (p)		2000	2000	1000	2100

CTLX12002J2F1224DA1		64508	CTLX12002J2F240A2		64516	CTLX12006J2F1224DA6		64553
CTLX12002J2F1224DA2		64509	CTLX12002J2F240A3		64517	CTLX12006J2F110A2		64554
CTLX12002J2F1224DA3		64510	CTLX12002J2F240A4		64521	CTLX12006J2F110A3		64555
CTLX12002J2F1224DA4		64511	CTLX12002J2F240A5		64522	CTLX12006J2F240A1		64558
CTLX12002J2F1224DA5		64512	CTLX12002J2F240A6		64523	CTLX12006J2F240A2		64556
CTLX12002J2F1224DA6		64513	CTLX12006J2F1224DA1		64548	CTLX12006J2F240A3		64557
CTLX12002J2F110A2		64514	CTLX12006J2F1224DA2		64549	CTLX12006J2F240A4		64561
CTLX12002J2F110A3		64515	CTLX12006J2F1224DA3		64550	CTLX12006J2F240A5		64562
CTLX12002J2F240A1		64518	CTLX12006J2F1224DA4		64551	CTLX12006J2F240A6		64563
			CTLX12006J2F1224DA5		64552			



Kg. 0,3

Luci fisse

Continuous light beacons

V 12÷240 \sim ($\pm 10\%$)	\equiv	\sim 50/60 Hz	IP 54	\square	$^{\circ}\text{C}$ -30 +50
On ∞	\leftarrow	1 2 3 4 5 6	PC	autoestinguente self-extinguishing	

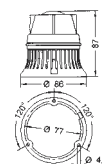


MICROLAMP F MT
MLFMT

13

BA 15d 5W LR BA 15d 5W	V \sim	12 ÷ 24 ÷ 48 ÷ 110 ÷ 240				
	mA	415	210	105	45	21
	Cd (p)	25	18	8	3	2

MLFMT12240DA1	●	79781	MLFMT12240DA4	●	79784
MLFMT12240DA2	●	79782	MLFMT12240DA5	●	79785
MLFMT12240DA3	●	79783	MLFMT12240DA6	○	79786



Kg. 0,12

Fornito senza lampada. Supplied without bulb.
Possibilità di installazione lampada a LED. LED bulb option.

Luci lampeggianti (e fisse)

Flashing (and continuous light) beacons

V 12÷48 \equiv -24÷240 \sim ($\pm 10\%$)	\equiv	\sim 50/60 Hz	Flash/min. 110±20	IP 54	\square
$^{\circ}\text{C}$ -30 +50	On ∞	\leftarrow	1 2 3 4 5 6	PC	autoestinguente self-extinguishing

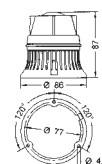


MICROLAMP L MT
MLLMT

13

BA 15d 5W LR BA 15d 5W	V \equiv	12 ÷ 24 ÷ 48		-	-	
	V \sim	-	24 ÷ 48 ÷ 110 ÷ 240			
	mA	420	215	105	45	20
	Cd (p)	25	18	8	3	2

MLLMT1248D1	●	79601	MLLMT24240A1	●	79611
MLLMT1248D2	●	79602	MLLMT24240A2	●	79612
MLLMT1248D3	●	79603	MLLMT24240A3	●	79613
MLLMT1248D4	●	79604	MLLMT24240A4	●	79614
MLLMT1248D5	●	79605	MLLMT24240A5	●	79615
MLLMT1248D6	○	79606	MLLMT24240A6	○	79616



Kg. 0,12

Fornito senza lampada. Supplied without bulb.
Possibilità di installazione lampada a LED. LED bulb option.

Luci lampeggianti (fisse) a led integrati

Led integrated flashing (continuous light) beacons

V 24 \equiv -48 \equiv -110 \sim -240 \sim ($\pm 10\%$)	\equiv	\sim 50/60 Hz	Flash/min. 0-150±20	IP 54	\square	$^{\circ}\text{C}$ -30 +50	On ∞	\leftarrow	1 2 3 4 5 6	PC	autoestinguente self-extinguishing
---	----------	-----------------	---------------------	-------	-----------	----------------------------	-------------	--------------	-------------	----	------------------------------------

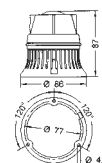


LD 125 MICRO
LD125MC

13

V \equiv	24	48	-	-	
	V \sim	-	110	240	
● ● ●	mA	90	65	20	20
● ● ○	mA	80	65	20	20

LD125MC24DA1	●	65131	LD125MC48DA1	●	65141	LD125MC110A1	●	65151	LD125MC240A1	●	65161
LD125MC24DA2	●	65132	LD125MC48DA2	●	65142	LD125MC110A2	●	65152	LD125MC240A2	●	65162
LD125MC24DA3	●	65133	LD125MC48DA3	●	65143	LD125MC110A3	●	65153	LD125MC240A3	●	65163
LD125MC24DA4	●	65134	LD125MC48DA4	●	65144	LD125MC110A4	●	65154	LD125MC240A4	●	65164
LD125MC24DA5	●	65135	LD125MC48DA5	●	65145	LD125MC110A5	●	65155	LD125MC240A5	●	65165
LD125MC24DA6	○	65136	LD125MC48DA6	○	65146	LD125MC110A6	○	65156	LD125MC240A6	○	65166



Kg. 0,16

Per ordinare l'opzione nera richiedere i codici. Code numbers for the black version are available on request.

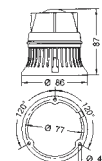
Luci xeno

Xenon flashing beacons

V 12÷24-110-240 (±10%)			50/60 Hz	J 1	Flash/min. 1F: 65±10 - 2F: 2x65±10
IP 54		°C -30 +40	On		1 2 3 4 5 6 PC



1F	V		12÷24		-		-		2F	V		12÷24		-		-	
XENON 1J LRX 1J	mA		200	160	45	45			XENON 1J LRX 1J	mA		200	160	70	65		
	Cd (p)		350	450	350	850				Cd (p)		350 300	450 300	350 200	850 750		



Kg. 0,12

MXL1F1224DA1	●	64112	MXL1F110A3	●	64120	MXL2F1224DA1	●	64134	MXL2F110A3	●	64141
MXL1F1224DA2	●	64113	MXL1F110A5	●	64121	MXL2F1224DA2	●	64135	MXL2F110A5	●	64142
MXL1F1224DA3	●	64114	MXL1F240A1	●	64122	MXL2F1224DA3	●	64136	MXL2F240A1	●	64146
MXL1F1224DA4	●	64115	MXL1F240A2	●	64123	MXL2F1224DA4	●	64137	MXL2F240A2	●	64143
MXL1F1224DA5	●	64116	MXL1F240A3	●	64124	MXL2F1224DA5	●	64138	MXL2F240A3	●	64144
MXL1F1224DA6	○	64117	MXL1F240A4	●	64125	MXL2F1224DA6	○	64139	MXL2F240A5	●	64145
MXL1F110A1	●	64118	MXL1F240A5	●	64126	MXL2F110A2	●	64140	MXL2F240A6	○	64151
MXL1F110A2	●	64119	MXL1F240A6	○	64127						

Per ordinare l'opzione nera richiedere i codici.
Code numbers for the black version are available on request.

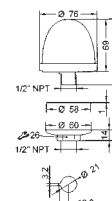
Luci fisse

Continuous light beacons

V 12÷240 (±10%)			50/60 Hz	IP 65		°C -30 +50
On		1 2 3 4 5 6	PC	autoestinguente self-extinguishing		



	V		12 ÷ 24 ÷ 48 ÷ 110 ÷ 240				
	mA						
BA 15d 5W LR BA 15d 5W	Cd (p)		4	3	3	2.5	2.5
BA 15d 10W LR BA 15d 10W	mA		830	420	210	90	42
	Cd (p)		6.5	4.5	4.8	3.7	3.8



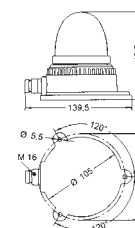
Kg. 0,15

OVOFMT12240DA1	●	30011	OVOFMT12240DA4	●	30014
OVOFMT12240DA2	●	30012	OVOFMT12240DA5	●	30015
OVOFMT12240DA3	●	30013	OVOFMT12240DA6	○	30016

Fornito senza lampada. Supplied without bulb.
Possibilità di installazione lampada a LED. LED bulb option.



	V		12 ÷ 24 ÷ 48 ÷ 110 ÷ 240				
	mA						
BA 15d 5W LR BA 15d 5W	Cd (p)		4	3	3	2.5	2.5
BA 15d 10W LR BA 15d 10W	mA		830	420	210	90	42
	Cd (p)		6.5	4.5	4.8	3.7	3.8



Kg. 0,24

OVOPG9FMT12240DA1	●	30031	OVOPG9FMT12240DA4	●	30034
OVOPG9FMT12240DA2	●	30032	OVOPG9FMT12240DA5	●	30035
OVOPG9FMT12240DA3	●	30033	OVOPG9FMT12240DA6	○	30036

Fornito senza lampada. Supplied without bulb.
Possibilità di installazione lampada a LED. LED bulb option.

Per ordinare l'opzione nera richiedere i codici. Code numbers for the black version are available on request.

Luci fisse

Continuous light beacons



OVOLUX E F MT
OV0EFMT

13

V 12÷240 $\tilde{\sim}$ ($\pm 10\%$)	\equiv	\sim 50/60 Hz	IP 65	\square	$^{\circ}\text{C}$ -30 +50
On ∞	$\left\langle \right\rangle$	1 2 3 4 5 6	PC	autoestinguente self-extinguishing	

BA 15d 5W LR BA 15d 5W	V $\tilde{\sim}$	12 ÷ 24 ÷ 48 ÷ 110 ÷ 240				
	mA	430	210	100	35	22
BA 15d 10W LR BA 15d 10W	mA	830	420	210	90	42
	Cd (p)	6.5	4.5	4.8	3.7	3.8



Kg. 0,10

OV0EFMT12240DA1	●	31331	OV0EFMT12240DA4	●	31334
OV0EFMT12240DA2	●	31332	OV0EFMT12240DA5	●	31335
OV0EFMT12240DA3	●	31333	OV0EFMT12240DA6	○	31336

Fornito senza lampada. Supplied without bulb.
Possibilità di installazione lampada a LED. LED bulb option.

Sistemi applicativi Application systems



Luci lampeggianti Flashing beacons

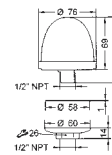


OVOLUX L MT
OV0LMT

13

V 12÷48 \equiv -24÷240 $\tilde{\sim}$ ($\pm 10\%$)	\equiv	\sim 50/60 Hz	Flash/min. 110 \pm 20	IP 65	\square
$^{\circ}\text{C}$ -30 +50	On ∞	$\left\langle \right\rangle$	1 2 3 4 5 6	PC	autoestinguente self-extinguishing

BA 15d 5W LR BA 15d 5W	V \equiv	12 ÷ 24 ÷ 48					-	-
	V $\tilde{\sim}$	-	24 ÷ 48 ÷ 110 ÷ 240					
BA 15d 10W LR BA 15d 10W	mA	430	210	100	35	22		
	Cd (p)	4	3	3	2.5	2.5		
	mA	830	420	210	90	42		
	Cd (p)	6.5	4.5	4.8	3.7	3.8		



Kg. 0,15

OV0LMT1248D1	●	30051	OV0LMT24240A1	●	30091
OV0LMT1248D2	●	30052	OV0LMT24240A2	●	30092
OV0LMT1248D3	●	30053	OV0LMT24240A3	●	30093
OV0LMT1248D4	●	30054	OV0LMT24240A4	●	30094
OV0LMT1248D5	●	30055	OV0LMT24240A5	●	30095
OV0LMT1248D6	○	30056	OV0LMT24240A6	○	30096

Fornito senza lampada. Supplied without bulb.
Possibilità di installazione lampada a LED. LED bulb option.

Per ordinare l'opzione nera richiedere i codici. Code numbers for the black version are available on request.

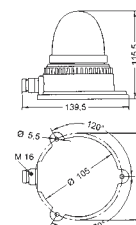
Luci lampeggianti Flashing beacons

V	12÷48 --- 24÷240 ~ (±10%)	50/60 Hz	Flash/min.	110±20	IP	65	□
°C	-30 +50	On	∞	1 2 3 4 5 6	PC	autoestinguente self-extinguishing	



13

BA 15d 5W LR BA 15d 5W	V ---	12 ÷ 24 ÷ 48	-	-		
	V ~	-	24 ÷ 48 ÷ 110 ÷ 240			
	mA	430	210	100	35	22
BA 15d 10W LR BA 15d 10W	Cd (p)	4	3	3	2.5	2.5
	mA	830	420	210	90	42
	Cd (p)	6.5	4.5	4.8	3.7	3.8



Kg. 0,24

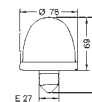
OVOPG9LMT1248D1	●	30071	OVOPG9LMT24240A1	●	30111
OVOPG9LMT1248D2	●	30072	OVOPG9LMT24240A2	●	30112
OVOPG9LMT1248D3	●	30073	OVOPG9LMT24240A3	●	30113
OVOPG9LMT1248D4	●	30074	OVOPG9LMT24240A4	●	30114
OVOPG9LMT1248D5	●	30075	OVOPG9LMT24240A5	●	30115
OVOPG9LMT1248D6	○	30076	OVOPG9LMT24240A6	○	30116

Fornito senza lampada. Supplied without bulb.
Possibilità di installazione lampada a LED. LED bulb option.



13

BA 15d 5W LR BA 15d 5W	V ---	12 ÷ 24 ÷ 48	-	-		
	V ~	-	24 ÷ 48 ÷ 110 ÷ 240			
	mA	430	210	100	35	22
BA 15d 10W LR BA 15d 10W	Cd (p)	4	3	3	2.5	2.5
	mA	830	420	210	90	42
	Cd (p)	6.5	4.5	4.8	3.7	3.8



Kg. 0,10

OVOELMT1248D1	●	31421	OVOELMT24240A1	●	31351
OVOELMT1248D2	●	31422	OVOELMT24240A2	●	31352
OVOELMT1248D3	●	31423	OVOELMT24240A3	●	31353
OVOELMT1248D4	●	31424	OVOELMT24240A4	●	31354
OVOELMT1248D5	●	31425	OVOELMT24240A5	●	31355
OVOELMT1248D6	○	31426	OVOELMT24240A6	○	31356

Fornito senza lampada. Supplied without bulb.
Possibilità di installazione lampada a LED. LED bulb option.

Sistemi applicativi Application systems



Per ordinare l'opzione nera richiedere i codici. Code numbers for the black version are available on request.

Luci fisse a led integrati

Led integrated continuous light beacons

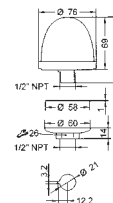
V 24 -48 -110 -240 (±10%)		50/60 Hz	IP 65	
°C -30 +50	On		1 2 3 4 5 6	PC autoestinguente self-extinguishing



LD 125 OVO F
LD125OVOF

(13)

V	24	48	-	-
V			110	240
mA	90	65	20	20
mA	80	65	20	20



Kg. 0,13

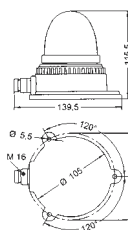
LD125OVOF24DA1	66601	LD125OVOF48DA3	66613	LD125OVOF110A5	66625
LD125OVOF24DA2	66602	LD125OVOF48DA4	66614	LD125OVOF110A6	66626
LD125OVOF24DA3	66603	LD125OVOF48DA5	66615	LD125OVOF240A1	66631
LD125OVOF24DA4	66604	LD125OVOF48DA6	66616	LD125OVOF240A2	66632
LD125OVOF24DA5	66605	LD125OVOF110A1	66621	LD125OVOF240A3	66633
LD125OVOF24DA6	66606	LD125OVOF110A2	66622	LD125OVOF240A4	66634
LD125OVOF48DA1	66611	LD125OVOF110A3	66623	LD125OVOF240A5	66635
LD125OVOF48DA2	66612	LD125OVOF110A4	66624	LD125OVOF240A6	66636



LD 125 OVO F PG9
LD125OVOPG9

(13)

V	24	48	-	-
V			110	240
mA	90	65	20	20
mA	80	65	20	20



Kg. 0,22

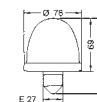
LD125OVOPG924DA1	66641	LD125OVOPG948DA3	66653	LD125OVOPG9110A5	66665
LD125OVOPG924DA2	66642	LD125OVOPG948DA4	66654	LD125OVOPG9110A6	66666
LD125OVOPG924DA3	66643	LD125OVOPG948DA5	66655	LD125OVOPG9240A1	66671
LD125OVOPG924DA4	66644	LD125OVOPG948DA6	66656	LD125OVOPG9240A2	66672
LD125OVOPG924DA5	66645	LD125OVOPG9110A1	66661	LD125OVOPG9240A3	66673
LD125OVOPG924DA6	66646	LD125OVOPG9110A2	66662	LD125OVOPG9240A4	66674
LD125OVOPG948DA1	66651	LD125OVOPG9110A3	66663	LD125OVOPG9240A5	66675
LD125OVOPG948DA2	66652	LD125OVOPG9110A4	66664	LD125OVOPG9240A6	66676



LD 125 OVO F E
LD125OVOF E

(13)

V	24	48	-	-
V			110	240
mA	90	65	20	20
mA	80	65	20	20



Kg. 0,10

LD125OVOF E24DA1	66681	LD125OVOF E48DA3	66693	LD125OVOF E110A5	66705
LD125OVOF E24DA2	66682	LD125OVOF E48DA4	66694	LD125OVOF E110A6	66706
LD125OVOF E24DA3	66683	LD125OVOF E48DA5	66695	LD125OVOF E240A1	66711
LD125OVOF E24DA4	66684	LD125OVOF E48DA6	66696	LD125OVOF E240A2	66712
LD125OVOF E24DA5	66685	LD125OVOF E110A1	66701	LD125OVOF E240A3	66713
LD125OVOF E24DA6	66686	LD125OVOF E110A2	66702	LD125OVOF E240A4	66714
LD125OVOF E48DA1	66691	LD125OVOF E110A3	66703	LD125OVOF E240A5	66715
LD125OVOF E48DA2	66692	LD125OVOF E110A4	66704	LD125OVOF E240A6	66716

Per ordinare l'opzione nera richiedere i codici. Code numbers for the black version are available on request.

Luci lampeggianti (e fisse) a led integrati

Led integrated flashing (continuous light) beacons

V	24 $\overline{=}$ 48 $\overline{=}$	-	110 \sim 240 \sim ($\pm 10\%$)	$\overline{=}$	\sim 50/60 Hz	Flash/min.	0-150 \pm 20
IP	65	°C	-30 +50	On		1 2 3 4 5 6	PC
							autoestinguente self-extinguishing

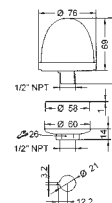


LD 125 OVO
LD125OVO

(13)

V $\overline{=}$	24	48	-	-
V \sim			110	240
● ● ● mA	90	65	20	20
● ● ○ mA	80	65	20	20

LD125OVO24DA1 ● 66301	LD125OVO48DA3 ● 66313	LD125OVO110A5 ● 66325
LD125OVO24DA2 ● 66302	LD125OVO48DA4 ● 66314	LD125OVO110A6 ○ 66326
LD125OVO24DA3 ● 66303	LD125OVO48DA5 ● 66315	LD125OVO240A1 ● 66331
LD125OVO24DA4 ● 66304	LD125OVO48DA6 ○ 66316	LD125OVO240A2 ● 66332
LD125OVO24DA5 ● 66305	LD125OVO110A1 ● 66321	LD125OVO240A3 ● 66333
LD125OVO24DA6 ○ 66306	LD125OVO110A2 ● 66322	LD125OVO240A4 ● 66334
LD125OVO48DA1 ● 66311	LD125OVO110A3 ● 66323	LD125OVO240A5 ● 66335
LD125OVO48DA2 ● 66312	LD125OVO110A4 ● 66324	LD125OVO240A6 ○ 66336



Kg. 0,13

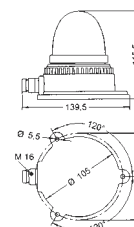


LD 125 OVO PG9
LD125OVOPG9

(13)

V $\overline{=}$	24	48	-	-
V \sim			110	240
● ● ● mA	90	65	20	20
● ● ○ mA	80	65	20	20

LD125OVOPG924DA1 ● 66341	LD125OVOPG948DA3 ● 66353	LD125OVOPG9110A5 ● 66365
LD125OVOPG924DA2 ● 66342	LD125OVOPG948DA4 ● 66354	LD125OVOPG9110A6 ○ 66366
LD125OVOPG924DA3 ● 66343	LD125OVOPG948DA5 ● 66355	LD125OVOPG9240A1 ● 66371
LD125OVOPG924DA4 ● 66344	LD125OVOPG948DA6 ○ 66356	LD125OVOPG9240A2 ● 66372
LD125OVOPG924DA5 ● 66345	LD125OVOPG9110A1 ● 66361	LD125OVOPG9240A3 ● 66373
LD125OVOPG924DA6 ○ 66346	LD125OVOPG9110A2 ● 66362	LD125OVOPG9240A4 ● 66374
LD125OVOPG948DA1 ● 66351	LD125OVOPG9110A3 ● 66363	LD125OVOPG9240A5 ● 66375
LD125OVOPG948DA2 ● 66352	LD125OVOPG9110A4 ● 66364	LD125OVOPG9240A6 ○ 66376



Kg. 0,22

Luce lampeggiante a led integrati

Led integrated flashing beacon



LD 125 OVO L E
LD125OVOLE

(13)

V $\overline{=}$	24	48	-	-
V \sim			110	240
● ● ● mA	90	65	20	20
● ● ○ mA	80	65	20	20

LD125OVOLE24DA1 ● 66381	LD125OVOLE48DA3 ● 66393	LD125OVOLE110A5 ● 66405
LD125OVOLE24DA2 ● 66382	LD125OVOLE48DA4 ● 66394	LD125OVOLE110A6 ○ 66406
LD125OVOLE24DA3 ● 66383	LD125OVOLE48DA5 ● 66395	LD125OVOLE240A1 ● 66411
LD125OVOLE24DA4 ● 66384	LD125OVOLE48DA6 ○ 66396	LD125OVOLE240A2 ● 66412
LD125OVOLE24DA5 ● 66385	LD125OVOLE110A1 ● 66401	LD125OVOLE240A3 ● 66413
LD125OVOLE24DA6 ○ 66386	LD125OVOLE110A2 ● 66402	LD125OVOLE240A4 ● 66414
LD125OVOLE48DA1 ● 66391	LD125OVOLE110A3 ● 66403	LD125OVOLE240A5 ● 66415
LD125OVOLE48DA2 ● 66392	LD125OVOLE110A4 ● 66404	LD125OVOLE240A6 ○ 66416



Kg. 0,10

Luci xeno

Xenon flashing beacons

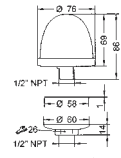
V 24-110-240 (±10%)			50/60 Hz	J 2	2 F	Flash/min. 2x65±10
IP 65		°C -30 +40	On		1 2 3 4 5 6	PC autoestinguente self-extinguishing



**OVOLUX X
OVOX**
13

2F 	V	24	-	-
	V	24	110	240
	mA	360	50	65
	Cd (p)	200	75	150
		100	35	100
		300	110	250

OVOX24DA1 • 30131	OVOX110A1 • 30171	OVOX240A1 • 30211
OVOX24DA2 • 30132	OVOX110A2 • 30172	OVOX240A2 • 30212
OVOX24DA3 • 30133	OVOX110A3 • 30173	OVOX240A3 • 30213
OVOX24DA4 • 30134	OVOX110A4 • 30174	OVOX240A4 • 30214
OVOX24DA5 • 30135	OVOX110A5 • 30175	OVOX240A5 • 30215
OVOX24DA6 • 30136	OVOX110A6 • 30176	OVOX240A6 • 30216



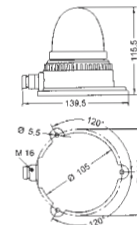
Kg. 0,15



M 16
**OVOLUX PG9 X
OVOPG9X**
13

2F 	V	24	-	-
	V	24	110	240
	mA	360	50	65
	Cd (p)	200	75	150
		100	35	100
		300	110	250

OVOPG9X24DA1 • 30151	OVOPG9X110A1 • 30191	OVOPG9X240A1 • 30231
OVOPG9X24DA2 • 30152	OVOPG9X110A2 • 30192	OVOPG9X240A2 • 30232
OVOPG9X24DA3 • 30153	OVOPG9X110A3 • 30193	OVOPG9X240A3 • 30233
OVOPG9X24DA4 • 30154	OVOPG9X110A4 • 30194	OVOPG9X240A4 • 30234
OVOPG9X24DA5 • 30155	OVOPG9X110A5 • 30195	OVOPG9X240A5 • 30235
OVOPG9X24DA6 • 30156	OVOPG9X110A6 • 30196	OVOPG9X240A6 • 30236



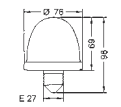
Kg. 0,24



**OVOLUX E X
OVOEX**
13

2F 	V	24	-	-
	V	24	110	240
	mA	360	50	65
	Cd (p)	200	75	150
		100	35	100
		300	110	250

OVOEX24DA1 • 31411	OVOEX110A1 • 31371	OVOEX240A1 • 31391
OVOEX24DA2 • 31412	OVOEX110A2 • 31372	OVOEX240A2 • 31392
OVOEX24DA3 • 31413	OVOEX110A3 • 31373	OVOEX240A3 • 31393
OVOEX24DA4 • 31414	OVOEX110A4 • 31374	OVOEX240A4 • 31394
OVOEX24DA5 • 31415	OVOEX110A5 • 31375	OVOEX240A5 • 31395
OVOEX24DA6 • 31416	OVOEX110A6 • 31376	OVOEX240A6 • 31396



Kg. 0,10

Sistemi applicativi Application systems



Per ordinare l'opzione nera richiedere i codici. Code numbers for the black version are available on request.

Luci fisse

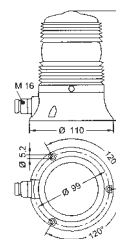
Continuous light beacons

V 12÷240 $\tilde{\sim}$ ($\pm 10\%$)	\equiv	\sim 50/60 Hz	IP 54	
°C -30 +50	On ∞			PC autoestinguente self-extinguishing



 BA 15d 25W LR BA 15d 25W	V $\tilde{\sim}$	12 ÷ 24 ÷ 48 ÷ 110 ÷ 240				
	A	2.1	1.1	0.52	0.22	0.10
	Cd (p)	150	200	270	30	45

MFNFMT12240DA1	● 89111	MFNFMT12240DA4	● 89114
MFNFMT12240DA2	● 89112	MFNFMT12240DA5	● 89115
MFNFMT12240DA3	● 89113	MFNFMT12240DA6	○ 89116



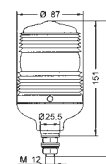
Kg. 0,40

Fornito senza lampada. Supplied without bulb.
Possibilità di installazione lampada a LED. LED bulb option.



 BA 15d 25W LR BA 15d 25W	V $\tilde{\sim}$	12 ÷ 24 ÷ 48 ÷ 110 ÷ 240				
	A	2.1	1.1	0.52	0.22	0.10
	Cd (p)	150	200	270	30	45

MFPFMT12240DA1	● 89131	MFPFMT12240DA4	● 89134
MFPFMT12240DA2	● 89132	MFPFMT12240DA5	● 89135
MFPFMT12240DA3	● 89133	MFPFMT12240DA6	○ 89136



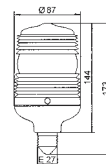
Kg. 0,35

Fornito senza lampada. Supplied without bulb.
Possibilità di installazione lampada a LED. LED bulb option.



 BA 15d 25W LR BA 15d 25W	V $\tilde{\sim}$	12 ÷ 24 ÷ 48 ÷ 110 ÷ 240				
	A	2.1	1.1	0.52	0.22	0.10
	Cd (p)	150	200	270	30	45

MFEFMT12240DA1	● 89151	MFEFMT12240DA4	● 89154
MFEFMT12240DA2	● 89152	MFEFMT12240DA5	● 89155
MFEFMT12240DA3	● 89153	MFEFMT12240DA6	○ 89156



Kg. 0,30

Fornito senza lampada. Supplied without bulb.
Possibilità di installazione lampada a LED. LED bulb option.



Linea luminosa . Luminous range



Per ordinare l'opzione nera richiedere i codici. Code numbers for the black version are available on request.

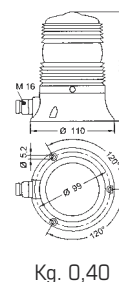
Luci lampeggianti Flashing beacons

V 12÷48 $\overline{\text{---}}$ -24÷240 \sim ($\pm 10\%$) H1: 12-24	$\overline{\text{---}}$	\sim 50/60 Hz	Flash/min. 110 \pm 20
IP 54	$^{\circ}\text{C}$ -30 +50	On ∞	1 2 3 4 5 6 PC autoestinguente self-extinguishing

 BA 15d 25W LR BA 15d 25W	V $\overline{\text{---}}$	12 ÷ 24 ÷ 48	-	-	 H1 12V 55W LR H 55W 12 H1 24V 70W LR H 70W 24	V $\overline{\text{---}}$	12	24		
	V \sim	-	24 ÷ 48 ÷ 110 ÷ 240			V \sim	12	24		
	A	2.2	1.1	0.52		0.22	0.10	A	4.6	2.9
	Cd (p)	150	200	270		30	45	Cd (p)	600	500



MFNLMT1248D1	●	89171	MFNH12D1	●	82481	MFNH24D1	●	82501
MFNLMT1248D2	●	89172	MFNH12D2	●	82482	MFNH24D2	●	82502
MFNLMT1248D3	●	89173	MFNH12D3	●	82483	MFNH24D3	●	82503
MFNLMT1248D4	●	89174	MFNH12D4	●	82484	MFNH24D4	●	82504
MFNLMT1248D5	●	89175	MFNH12D5	●	82485	MFNH24D5	●	82505
MFNLMT1248D6	○	89176	MFNH12D6	○	82486	MFNH24D6	○	82506
MFNLMT24240A1	●	89181	MFNH12A1	●	82491	MFNH24A1	●	82511
MFNLMT24240A2	●	89182	MFNH12A2	●	82492	MFNH24A2	●	82512
MFNLMT24240A3	●	89183	MFNH12A3	●	82493	MFNH24A3	●	82513
MFNLMT24240A4	●	89184	MFNH12A4	●	82494	MFNH24A4	●	82514
MFNLMT24240A5	●	89185	MFNH12A5	●	82495	MFNH24A5	●	82515
MFNLMT24240A6	○	89186	MFNH12A6	○	82496	MFNH24A6	○	82516

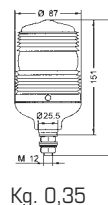


Fornito senza lampada. Supplied without bulb.
Possibilità di installazione lampada a LED. LED bulb option.



 BA 15d 25W LR BA 15d 25W	V $\overline{\text{---}}$	12 ÷ 24 ÷ 48	-	-	 H1 12V 55W LR H 55W 12 H1 24V 70W LR H 70W 24	V $\overline{\text{---}}$	12	24		
	V \sim	-	24 ÷ 48 ÷ 110 ÷ 240			V \sim	12	24		
	A	2.2	1.1	0.52		0.22	0.10	A	4.6	2.9
	Cd (p)	150	200	270		30	45	Cd (p)	600	500

MFPLMT1248D1	●	89211	MFPH12D1	●	82521	MFPH24D1	●	82541
MFPLMT1248D2	●	89212	MFPH12D2	●	82522	MFPH24D2	●	82542
MFPLMT1248D3	●	89213	MFPH12D3	●	82523	MFPH24D3	●	82543
MFPLMT1248D4	●	89214	MFPH12D4	●	82524	MFPH24D4	●	82544
MFPLMT1248D5	●	89215	MFPH12D5	●	82525	MFPH24D5	●	82545
MFPLMT1248D6	○	89216	MFPH12D6	○	82526	MFPH24D6	○	82546
MFPLMT24240A1	●	89221	MFPH12A1	●	82531	MFPH24A1	●	82551
MFPLMT24240A2	●	89222	MFPH12A2	●	82532	MFPH24A2	●	82552
MFPLMT24240A3	●	89223	MFPH12A3	●	82533	MFPH24A3	●	82553
MFPLMT24240A4	●	89224	MFPH12A4	●	82534	MFPH24A4	●	82554
MFPLMT24240A5	●	89225	MFPH12A5	●	82535	MFPH24A5	●	82555
MFPLMT24240A6	○	89226	MFPH12A6	○	82536	MFPH24A6	○	82556

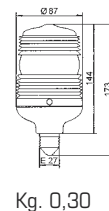


Fornito senza lampada. Supplied without bulb.
Possibilità di installazione lampada a LED. LED bulb option.



 BA 15d 25W LR BA 15d 25W	V $\overline{\text{---}}$	12 ÷ 24 ÷ 48	-	-	 H1 12V 55W LR H 55W 12 H1 24V 70W LR H 70W 24	V $\overline{\text{---}}$	12	24		
	V \sim	-	24 ÷ 48 ÷ 110 ÷ 240			V \sim	12	24		
	A	2.2	1.1	0.52		0.22	0.10	A	4.6	2.9
	Cd (p)	150	200	270		30	45	Cd (p)	600	500

MFELMT1248D1	●	89611	MFEH12D1	●	82561	MFEH24D1	●	82581
MFELMT1248D2	●	89612	MFEH12D2	●	82562	MFEH24D2	●	82582
MFELMT1248D3	●	89613	MFEH12D3	●	82563	MFEH24D3	●	82583
MFELMT1248D4	●	89614	MFEH12D4	●	82564	MFEH24D4	●	82584
MFELMT1248D5	●	89615	MFEH12D5	●	82565	MFEH24D5	●	82585
MFELMT1248D6	○	89616	MFEH12D6	○	82566	MFEH24D6	○	82586
MFELMT24240A1	●	89251	MFEH12A1	●	82571	MFEH24A1	●	82591
MFELMT24240A2	●	89252	MFEH12A2	●	82572	MFEH24A2	●	82592
MFELMT24240A3	●	89253	MFEH12A3	●	82573	MFEH24A3	●	82593
MFELMT24240A4	●	89254	MFEH12A4	●	82574	MFEH24A4	●	82594
MFELMT24240A5	●	89255	MFEH12A5	●	82575	MFEH24A5	●	82595
MFELMT24240A6	○	89256	MFEH12A6	○	82576	MFEH24A6	○	82596



Fornito senza lampada. Supplied without bulb.
Possibilità di installazione lampada a LED. LED bulb option.

Per ordinare l'opzione nera richiedere i codici. Code numbers for the black version are available on request.

Luci lampeggianti (fisse) a led integrati

Led integrated flashing (continuous light) beacons

V	24 - 48 - 110 - 240 ($\pm 10\%$)			50/60 Hz	Flash/min.	0-150 \pm 20				
IP	54		$^{\circ}\text{C}$	-30 +50	On			1 2 3 4 5 6	PC	autoestinguente self-extinguishing



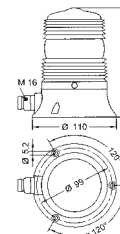
M 16

LD 365 MINI N
LD365MNN

13

V		24	48	-	-
V		24	48	110	240
	mA	180	170	40	40
	mA	170	180	40	40

LD365MNN24DA1		65211	LD365MNN48DA3		65223	LD365MNN110A5		65235
LD365MNN24DA2		65212	LD365MNN48DA4		65224	LD365MNN110A6		65236
LD365MNN24DA3		65213	LD365MNN48DA5		65225	LD365MNN240A1		65241
LD365MNN24DA4		65214	LD365MNN48DA6		65226	LD365MNN240A2		65242
LD365MNN24DA5		65215	LD365MNN110A1		65231	LD365MNN240A3		65243
LD365MNN24DA6		65216	LD365MNN110A2		65232	LD365MNN240A4		65244
LD365MNN48DA1		65221	LD365MNN110A3		65233	LD365MNN240A5		65245
LD365MNN48DA2		65222	LD365MNN110A4		65234	LD365MNN240A6		65246



Kg. 0,45

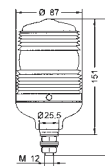


LD 365 MINI P
LD365MNP

13

V		24	48	-	-
V		24	48	110	240
	mA	180	170	40	40
	mA	170	180	40	40

LD365MNP24DA1		65251	LD365MNP48DA3		65263	LD365MNP110A5		65275
LD365MNP24DA2		65252	LD365MNP48DA4		65264	LD365MNP110A6		65276
LD365MNP24DA3		65253	LD365MNP48DA5		65265	LD365MNP240A1		65281
LD365MNP24DA4		65254	LD365MNP48DA6		65266	LD365MNP240A2		65282
LD365MNP24DA5		65255	LD365MNP110A1		65271	LD365MNP240A3		65283
LD365MNP24DA6		65256	LD365MNP110A2		65272	LD365MNP240A4		65284
LD365MNP48DA1		65261	LD365MNP110A3		65273	LD365MNP240A5		65285
LD365MNP48DA2		65262	LD365MNP110A4		65274	LD365MNP240A6		65286



Kg. 0,40

Luca lampeggiante a led integrati

Led integrated flashing beacons

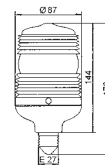


LD 365 MINI L E
LD365MNLE

13

V		24	48	-	-
V		24	48	110	240
	mA	180	170	40	40
	mA	170	180	40	40

LD365MNLE24DA1		65291	LD365MNLE48DA3		65303	LD365MNLE110A5		65315
LD365MNLE24DA2		65292	LD365MNLE48DA4		65304	LD365MNLE110A6		65316
LD365MNLE24DA3		65293	LD365MNLE48DA5		65305	LD365MNLE240A1		65321
LD365MNLE24DA4		65294	LD365MNLE48DA6		65306	LD365MNLE240A2		65322
LD365MNLE24DA5		65295	LD365MNLE110A1		65311	LD365MNLE240A3		65323
LD365MNLE24DA6		65296	LD365MNLE110A2		65312	LD365MNLE240A4		65324
LD365MNLE48DA1		65301	LD365MNLE110A3		65313	LD365MNLE240A5		65325
LD365MNLE48DA2		65302	LD365MNLE110A4		65314	LD365MNLE240A6		65326



Kg. 0,35

Luci xeno

Xenon flashing beacons

V	12÷24-110-240 (±10%)	==	~	50/60 Hz	J 2	Flash/min.	1F: 65±10	2F: 2x65±10
IP	54	°C	-30 +40	On		1 2 3 4 5 6	PC	autoestinguente self-extinguishing



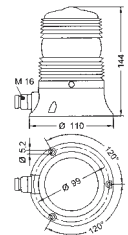
M 16

XENOFASH N
XF2J1FN
XF2J2FN

(13)

1F		V ==				V ~					
		12 ÷ 24		110	240	12 ÷ 24		110	240		
Xenon 2J LRX 2J		mA	400	350	65	40	mA	350	350	80	35
		Cd (p)	700	1000	1300	1450	Cd (p)	350	400	600	550

XF2J1FN1224DA1	●	63753	XF2J1FN110A4	●	63762	XF2J2FN1224DA2	●	63777
XF2J1FN1224DA2	●	63754	XF2J1FN110A5	●	63763	XF2J2FN1224DA3	●	63778
XF2J1FN1224DA3	●	63755	XF2J1FN110A6	○	63764	XF2J2FN1224DA4	●	63779
XF2J1FN1224DA4	●	63756	XF2J1FN240A1	●	63765	XF2J2FN1224DA5	●	63780
XF2J1FN1224DA5	●	63757	XF2J1FN240A2	●	63766	XF2J2FN110A2	●	63781
XF2J1FN1224DA6	○	63758	XF2J1FN240A3	●	63767	XF2J2FN110A3	●	63782
XF2J1FN110A1	●	63759	XF2J1FN240A4	●	63768	XF2J2FN110A4	●	63783
XF2J1FN110A2	●	63760	XF2J1FN240A5	●	63769	XF2J2FN240A2	●	63784
XF2J1FN110A3	●	63761	XF2J1FN240A6	○	63770	XF2J2FN240A3	●	63785



Kg. 0,30

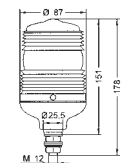


KENOFASH P
XF2J1FP
XF2J2FP

(13)

1F		V ==				V ~					
		12 ÷ 24		110	240	12 ÷ 24		110	240		
Xenon 2J LRX 2J		mA	400	350	65	40	mA	350	350	80	35
		Cd (p)	700	1000	1300	1450	Cd (p)	350	400	600	550

XF2J1FP1224DA1	●	63788	XF2J1FP110A3	●	63795	XF2J1FP240A5	●	63803
XF2J1FP1224DA2	●	63789	XF2J1FP110A4	●	63796	XF2J1FP240A6	○	63804
XF2J1FP1224DA3	●	63790	XF2J1FP110A5	●	63797	XF2J2FP1224DA2	●	63811
XF2J1FP1224DA5	●	63791	XF2J1FP110A6	○	63798	XF2J2FP1224DA3	●	63812
XF2J1FP1224DA6	○	63792	XF2J1FP240A1	●	63799	XF2J2FP1224DA4	●	63813
XF2J1FP110A1	●	63793	XF2J1FP240A2	●	63800	XF2J2FP110A2	●	63814
XF2J1FP110A2	●	63794	XF2J1FP240A3	●	63801	XF2J2FP240A2	●	63815
			XF2J1FP240A4	●	63802			



Kg. 0,31

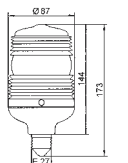


KENOFASH E
XF2J1FE
XF2J2FE

(13)

1F		V ==				V ~					
		12 ÷ 24		110	240	12 ÷ 24		110	240		
Xenon 2J LRX 2J		mA	400	350	65	40	mA	350	350	80	35
		Cd (p)	700	1000	1300	1450	Cd (p)	350	400	600	550

XF2J1FE1224DA1	●	63817	XF2J1FE110A4	●	63824	XF2J1FE240A6	○	63832
XF2J1FE1224DA2	●	63818	XF2J1FE110A5	●	63825	XF2J2FE1224DA1	●	89631
XF2J1FE1224DA3	●	63819	XF2J1FE110A6	○	63826	XF2J2FE1224DA2	●	89632
XF2J1FE1224DA4	●	89617	XF2J1FE240A1	●	63827	XF2J2FE1224DA3	●	89633
XF2J1FE1224DA6	○	89618	XF2J1FE240A2	●	63828	XF2J2FE1224DA4	●	89634
XF2J1FE1224DA5	●	63820	XF2J1FE240A3	●	63829	XF2J2FE1224DA5	●	89635
XF2J1FE110A1	●	63821	XF2J1FE240A4	●	63830	XF2J2FE1224DA6	○	89636
XF2J1FE110A2	●	63822	XF2J1FE240A5	●	63831	XF2J2FE110A2	●	63838
XF2J1FE110A3	●	63823				XF2J2FE240A2	●	63839



Kg. 0,26

Per ordinare l'opzione nera richiedere i codici. Code numbers for the black version are available on request.

Luci fisse

Continuous light beacons

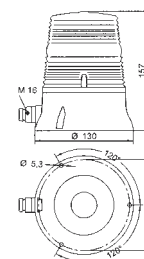
V 12÷240 $\overline{\sim}$ ($\pm 10\%$)	\equiv	\sim 50/60 Hz	IP 54	\square
°C -30 +50	On ∞		1 2 3 4 5 6	PC autoestinguente self-extinguishing



M 16
MAXIFLASH N F MT
MAFNFMT
⑬

 BA 15d 25W LR BA 15d 25W	V $\overline{\sim}$	12 ÷ 24 ÷ 48 ÷ 110 ÷ 240				
	A	2.1	1.1	0.52	0.22	0.10
	Cd (p)	135	140	140	20	30
 BA 15d 40W LR BA 15d 40W	V $\overline{\sim}$	12 ÷ 24 ÷ 48 ÷ 110 ÷ 240				
	A	3.3	1.65	0.83	0.36	0.17
	Cd (p)	300	450	400	50	80

MAFNFMT12240DA1 ● 89271 MAFNFMT12240DA4 ● 89274
MAFNFMT12240DA2 ● 89272 MAFNFMT12240DA5 ● 89275
MAFNFMT12240DA3 ● 89273 MAFNFMT12240DA6 ○ 89276



Kg. 0,40

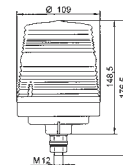
Fornito senza lampada. Supplied without bulb.
Possibilità di installazione lampada a LED. LED bulb option.



MAXIFLASH P F MT
MAFPFMT
⑬

 BA 15d 25W LR BA 15d 25W	V $\overline{\sim}$	12 ÷ 24 ÷ 48 ÷ 110 ÷ 240				
	A	2.1	1.1	0.52	0.22	0.10
	Cd (p)	135	140	140	20	30
 BA 15d 40W LR BA 15d 40W	V $\overline{\sim}$	12 ÷ 24 ÷ 48 ÷ 110 ÷ 240				
	A	3.3	1.65	0.83	0.36	0.17
	Cd (p)	300	450	400	50	80

MAFPFMT12240DA1 ● 89291 MAFPFFMT12240DA4 ● 89294
MAFPFMT12240DA2 ● 89292 MAFPFFMT12240DA5 ● 89295
MAFPFMT12240DA3 ● 89293 MAFPFFMT12240DA6 ○ 89296



Kg. 0,40

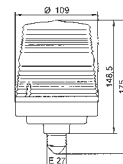
Fornito senza lampada. Supplied without bulb.
Possibilità di installazione lampada a LED. LED bulb option.



MAXIFLASH E F MT
MAFEFMT
⑬

 BA 15d 25W LR BA 15d 25W	V $\overline{\sim}$	12 ÷ 24 ÷ 48 ÷ 110 ÷ 240				
	A	2.1	1.1	0.52	0.22	0.10
	Cd (p)	135	140	140	20	30
 BA 15d 40W LR BA 15d 40W	V $\overline{\sim}$	12 ÷ 24 ÷ 48 ÷ 110 ÷ 240				
	A	3.3	1.65	0.83	0.36	0.17
	Cd (p)	300	450	400	50	80

MAFEFMT12240DA1 ● 89311 MAFEFMT12240DA4 ● 89314
MAFEFMT12240DA2 ● 89312 MAFEFMT12240DA5 ● 89315
MAFEFMT12240DA3 ● 89313 MAFEFMT12240DA6 ○ 89316



Kg. 0,45

Fornito senza lampada. Supplied without bulb.
Possibilità di installazione lampada a LED. LED bulb option.

Luci lampeggianti Flashing beacons

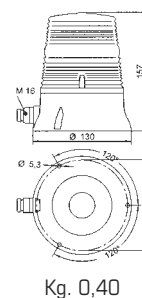
V 12÷48 $\overline{\text{---}}$ -24÷240 \sim ($\pm 10\%$) H1: 12-24		$\overline{\text{---}}$	\sim 50/60 Hz	Flash/min. 110 \pm 20	
IP 54	$^{\circ}\text{C}$ -30 +50	On ∞		1 2 3 4 5 6	PC autoestinguente self-extinguishing

 BA 15d 25W LR BA 15d 25W	V $\overline{\text{---}}$	12 ÷ 24 ÷ 48					-	-	
	V \sim	-	24 ÷ 48 ÷ 110 ÷ 240						
	A	2.2	1.1	0.52	0.22	0.10			
	Cd (p)	135	140	140	20	30			
 BA 15d 40W LR BA 15d 40W	V $\overline{\text{---}}$	12 ÷ 24 ÷ 48					-	-	
	V \sim	-	24 ÷ 48 ÷ 110 ÷ 240						
	A	3.4	1.7	0.83	0.36	0.17			
	Cd (p)	300	450	400	50	80			

 H1 12V 55W LR H 55W 12 H1 24V 70W LR H 70W 24	V $\overline{\text{---}}$	12	24
	V \sim	12	24
	A	4.6	2.9
	Cd (p)	350	350



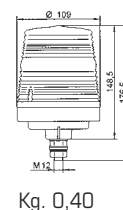
MAFNLMT1248D1	● 89331	MAFNH12D1	● 83801	MAFNH24D1	● 83821
MAFNLMT1248D2	● 89332	MAFNH12D2	● 83802	MAFNH24D2	● 83822
MAFNLMT1248D3	● 89333	MAFNH12D3	● 83803	MAFNH24D3	● 83823
MAFNLMT1248D4	● 89334	MAFNH12D4	● 83804	MAFNH24D4	● 83824
MAFNLMT1248D5	● 89335	MAFNH12D5	● 83805	MAFNH24D5	● 83825
MAFNLMT1248D6	○ 89336	MAFNH12D6	○ 83806	MAFNH24D6	○ 83826
MAFNLMT24240A1	● 89341	MAFNH12A1	● 83811	MAFNH24A1	● 83831
MAFNLMT24240A2	● 89342	MAFNH12A2	● 83812	MAFNH24A2	● 83832
MAFNLMT24240A3	● 89343	MAFNH12A3	● 83813	MAFNH24A3	● 83833
MAFNLMT24240A4	● 89344	MAFNH12A4	● 83814	MAFNH24A4	● 83834
MAFNLMT24240A5	● 89345	MAFNH12A5	● 83815	MAFNH24A5	● 83835
MAFNLMT24240A6	○ 89346	MAFNH12A6	○ 83816	MAFNH24A6	○ 83836



Fornito senza lampada. Supplied without bulb.
Possibilità di installazione lampada a LED. LED bulb option.



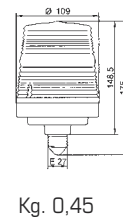
MAFPLMT1248D1	● 89371	MAFPH12D1	● 83841	MAFPH24D1	● 83861
MAFPLMT1248D2	● 89372	MAFPH12D2	● 83842	MAFPH24D2	● 83862
MAFPLMT1248D3	● 89373	MAFPH12D3	● 83843	MAFPH24D3	● 83863
MAFPLMT1248D4	● 89374	MAFPH12D4	● 83844	MAFPH24D4	● 83864
MAFPLMT1248D5	● 89375	MAFPH12D5	● 83845	MAFPH24D5	● 83865
MAFPLMT1248D6	○ 89376	MAFPH12D6	○ 83846	MAFPH24D6	○ 83866
MAFPLMT24240A1	● 89381	MAFPH12A1	● 83851	MAFPH24A1	● 83871
MAFPLMT24240A2	● 89382	MAFPH12A2	● 83852	MAFPH24A2	● 83872
MAFPLMT24240A3	● 89383	MAFPH12A3	● 83853	MAFPH24A3	● 83873
MAFPLMT24240A4	● 89384	MAFPH12A4	● 83854	MAFPH24A4	● 83874
MAFPLMT24240A5	● 89385	MAFPH12A5	● 83855	MAFPH24A5	● 83875
MAFPLMT24240A6	○ 89386	MAFPH12A6	○ 83856	MAFPH24A6	○ 83876



Fornito senza lampada. Supplied without bulb.
Possibilità di installazione lampada a LED. LED bulb option.



MAFELMT1248D1	● 89621	MAFEH12D1	● 83881	MAFEH24D1	● 83901
MAFELMT1248D2	● 89622	MAFEH12D2	● 83882	MAFEH24D2	● 83902
MAFELMT1248D3	● 89623	MAFEH12D3	● 83883	MAFEH24D3	● 83903
MAFELMT1248D4	● 89624	MAFEH12D4	● 83884	MAFEH24D4	● 83904
MAFELMT1248D5	● 89625	MAFEH12D5	● 83885	MAFEH24D5	● 83905
MAFELMT1248D6	○ 89626	MAFEH12D6	○ 83886	MAFEH24D6	○ 83906
MAFELMT24240A1	● 89411	MAFEH12A1	● 83891	MAFEH24A1	● 83911
MAFELMT24240A2	● 89412	MAFEH12A2	● 83892	MAFEH24A2	● 83912
MAFELMT24240A3	● 89413	MAFEH12A3	● 83893	MAFEH24A3	● 83913
MAFELMT24240A4	● 89414	MAFEH12A4	● 83894	MAFEH24A4	● 83914
MAFELMT24240A5	● 89415	MAFEH12A5	● 83895	MAFEH24A5	● 83915
MAFELMT24240A6	○ 89416	MAFEH12A6	○ 83896	MAFEH24A6	○ 83916



Fornito senza lampada. Supplied without bulb.
Possibilità di installazione lampada a LED. LED bulb option.

Per ordinare l'opzione nera richiedere i codici. Code numbers for the black version are available on request.

Luci lampeggianti (fisse) a led integrati

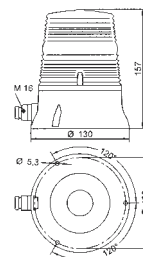
Led integrated flashing (continuous light) beacons

V 24 - 48 - 110 - 240 (±10%)				50/60 Hz		Flash/min. 0-150±20	
IP 54		°C -30 +50	On		1 2 3 4 5 6	PC	autoestinguente self-extinguishing



V	24	48	-	-
V	24	48	110	240
mA	180	170	40	40
mA	170	170	40	40

LD455MXN24DA1	65331	LD455MXN48DA3	65343	LD455MXN110A5	65355
LD455MXN24DA2	65332	LD455MXN48DA4	65344	LD455MXN110A6	65356
LD455MXN24DA3	65333	LD455MXN48DA5	65345	LD455MXN240A1	65361
LD455MXN24DA4	65334	LD455MXN48DA6	65346	LD455MXN240A2	65362
LD455MXN24DA5	65335	LD455MXN110A1	65351	LD455MXN240A3	65363
LD455MXN24DA6	65336	LD455MXN110A2	65352	LD455MXN240A4	65364
LD455MXN48DA1	65341	LD455MXN110A3	65353	LD455MXN240A5	65365
LD455MXN48DA2	65342	LD455MXN110A4	65354	LD455MXN240A6	65366

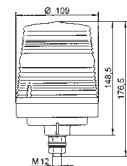


Kg. 0,45



V	24	48	-	-
V	24	48	110	240
mA	180	170	40	40
mA	170	170	40	40

LD455MXP24DA1	65371	LD455MXP48DA3	65383	LD455MXP110A5	65395
LD455MXP24DA2	65372	LD455MXP48DA4	65384	LD455MXP110A6	65396
LD455MXP24DA3	65373	LD455MXP48DA5	65385	LD455MXP240A1	65401
LD455MXP24DA4	65374	LD455MXP48DA6	65386	LD455MXP240A2	65402
LD455MXP24DA5	65375	LD455MXP110A1	65391	LD455MXP240A3	65403
LD455MXP24DA6	65376	LD455MXP110A2	65392	LD455MXP240A4	65404
LD455MXP48DA1	65381	LD455MXP110A3	65393	LD455MXP240A5	65405
LD455MXP48DA2	65382	LD455MXP110A4	65394	LD455MXP240A6	65406



Kg. 0,45

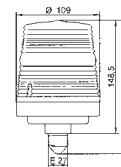
Luce lampeggiante a led integrati

Led integrated flashing beacon



V	24	48	-	-
V	24	48	110	240
mA	180	170	40	40
mA	170	170	40	40

LD455MXLE24DA1	65411	LD455MXLE48DA3	65423	LD455MXLE110A5	65435
LD455MXLE24DA2	65412	LD455MXLE48DA4	65424	LD455MXLE110A6	65436
LD455MXLE24DA3	65413	LD455MXLE48DA5	65425	LD455MXLE240A1	65441
LD455MXLE24DA4	65414	LD455MXLE48DA6	65426	LD455MXLE240A2	65442
LD455MXLE24DA5	65415	LD455MXLE110A1	65431	LD455MXLE240A3	65443
LD455MXLE24DA6	65416	LD455MXLE110A2	65432	LD455MXLE240A4	65444
LD455MXLE48DA1	65421	LD455MXLE110A3	65433	LD455MXLE240A5	65445
LD455MXLE48DA2	65422	LD455MXLE110A4	65434	LD455MXLE240A6	65446



Kg. 0,50

Luci xeno

Xenon flashing beacons

V 12÷24-110-240 (±10%)			50/60 Hz	J 2-6	Flash/min. 1F: 65±10 - 2F: 2x65±10
IP 54		°C -30 +40	On		1 2 3 4 5 6 PC autoestinguente self-extinguishing

1F		V				V				2F		V				V							
		12 ÷ 24	110	240	-	12 ÷ 24	110	240	-			12 ÷ 24	110	240	-	12 ÷ 24	110	240	-				
Xenon 2J LRX 2J		mA	400	350	65	40	Xenon 2J LRX 2J		mA	350	350	80	35	Cd (p)	300	400	600	400	Cd (p)	300	400	600	400
		500	700	1100	1250	250			300	500	300												
		Xenon 6J LRX 6J		A	1.0	0.75			0.10	0.09	Xenon 6J LRX 6J		A		1.0	0.65	0.08	0.08		Cd (p)	570	600	450
2600	2600	2000		2650	150	400	300	550															



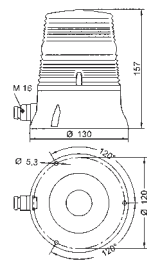
M 16

MAXIXENOFASH N

- MXF2J1FN
- MXF2J2FN
- MXF6J1FN
- MXF6J2FN

13

MXF2J1FN1224DA1 ● 63841	MXF2J1FN240A5 ● 63857	MXF6J1FN240A3 ● 63879
MXF2J1FN1224DA2 ● 63842	MXF2J1FN240A6 ○ 63858	MXF6J1FN240A4 ● 63880
MXF2J1FN1224DA3 ● 63843	MXF6J1FN1224DA1 ● 63865	MXF6J1FN240A5 ● 63881
MXF2J1FN1224DA4 ● 63844	MXF6J1FN1224DA2 ○ 63866	MXF6J1FN240A6 ○ 63882
MXF2J1FN1224DA5 ● 63845	MXF6J1FN1224DA3 ● 63867	MXF2J2FN1224DA2 ● 63889
MXF2J1FN1224DA6 ○ 63846	MXF6J1FN1224DA4 ● 63868	MXF2J2FN110A2 ● 63890
MXF2J1FN110A1 ● 63847	MXF6J1FN1224DA5 ● 63869	MXF2J2FN240A2 ● 63891
MXF2J1FN110A2 ● 63848	MXF6J1FN1224DA6 ○ 63870	MXF6J2FN1224DA1 ● 63893
MXF2J1FN110A3 ● 63849	MXF6J1FN110A1 ● 63871	MXF6J2FN1224DA2 ● 63894
MXF2J1FN110A4 ● 63850	MXF6J1FN110A2 ● 63872	MXF6J2FN1224DA3 ● 63895
MXF2J1FN110A5 ● 63851	MXF6J1FN110A3 ● 63873	MXF6J2FN1224DA5 ● 63896
MXF2J1FN110A6 ○ 63852	MXF6J1FN110A4 ● 63874	MXF6J2FN110A2 ● 63897
MXF2J1FN240A1 ● 63853	MXF6J1FN110A5 ● 63875	MXF6J2FN110A3 ● 63898
MXF2J1FN240A2 ● 63854	MXF6J1FN110A6 ○ 63876	MXF6J2FN240A2 ● 63899
MXF2J1FN240A3 ● 63855	MXF6J1FN240A1 ● 63877	MXF6J2FN240A3 ● 63900
MXF2J1FN240A4 ● 63856	MXF6J1FN240A2 ● 63878	MXF6J2FN240A5 ● 21696



Kg. 0,55

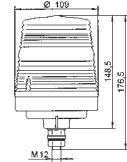


MAXIXENOFASH P

- MXF2J1FP
- MXF2J2FP
- MXF6J1FP
- MXF6J2FP

13

MXF2J1FP1224DA1 ● 63903	MXF2J1FP240A5 ● 63915	MXF6J1FP240A5 ● 63933
MXF2J1FP1224DA2 ● 63904	MXF2J1FP240A6 ○ 63916	MXF6J1FP240A6 ○ 63934
MXF2J1FP1224DA5 ● 63905	MXF6J1FP1224DA2 ○ 63922	MXF2J2FP1224DA2 ● 63939
MXF2J1FP110A1 ● 63906	MXF6J1FP110A1 ● 63923	MXF2J2FP1224DA3 ● 63940
MXF2J1FP110A2 ● 63907	MXF6J1FP110A2 ● 63924	MXF2J2FP110A2 ● 63941
MXF2J1FP110A3 ● 63908	MXF6J1FP110A3 ● 63925	MXF2J2FP240A2 ● 63942
MXF2J1FP110A4 ● 63909	MXF6J1FP110A4 ● 63926	MXF2J2FP240A6 ○ 63943
MXF2J1FP110A6 ○ 63910	MXF6J1FP110A5 ● 63927	MXF6J2FP1224DA2 ● 63945
MXF2J1FP240A1 ● 63911	MXF6J1FP110A6 ○ 63928	MXF6J2FP1224DA3 ● 63946
MXF2J1FP240A2 ● 63912	MXF6J1FP240A1 ● 63929	MXF6J2FP110A2 ● 63947
MXF2J1FP240A3 ● 63913	MXF6J1FP240A2 ● 63930	MXF6J2FP240A2 ● 63948
MXF2J1FP240A4 ● 63914	MXF6J1FP240A3 ● 63931	MXF6J2FP240A6 ○ 63949
	MXF6J1FP240A4 ● 63932	



Kg. 0,55

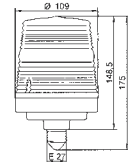


MAXIXENOFASH E

- MXF2J1FE
- MXF2J2FE
- MXF6J1FE
- MXF6J2FE

13

MXF2J1FE1224DA1 ● 89641	MXF6J1FE1224DA1 ● 89661	MXF2J2FE1224DA2 ● 89652
MXF2J1FE1224DA2 ● 89642	MXF6J1FE1224DA2 ● 89662	MXF2J2FE1224DA3 ● 89653
MXF2J1FE1224DA3 ● 89643	MXF6J1FE1224DA3 ● 89663	MXF2J2FE1224DA4 ● 89654
MXF2J1FE1224DA4 ● 89644	MXF6J1FE1224DA4 ● 89664	MXF2J2FE1224DA5 ● 89655
MXF2J1FE1224DA5 ● 89645	MXF6J1FE1224DA5 ● 89665	MXF2J2FE1224DA6 ○ 89656
MXF2J1FE1224DA6 ○ 89646	MXF6J1FE1224DA6 ○ 89666	MXF2J2FE110A2 ● 63978
MXF2J1FE110A1 ● 63951	MXF6J1FE110A2 ● 63966	MXF2J2FE240A2 ● 63979
MXF2J1FE110A3 ● 63952	MXF6J1FE110A3 ● 63967	MXF6J2FE1224DA1 ● 89671
MXF2J1FE110A4 ● 63953	MXF6J1FE110A4 ● 63968	MXF6J2FE1224DA2 ● 89672
MXF2J1FE110A5 ● 63954	MXF6J1FE240A1 ● 63969	MXF6J2FE1224DA3 ● 89673
MXF2J1FE110A6 ○ 63955	MXF6J1FE240A2 ● 63970	MXF6J2FE1224DA4 ● 89674
MXF2J1FE240A1 ● 63956	MXF6J1FE240A3 ● 63971	MXF6J2FE1224DA5 ● 89675
MXF2J1FE240A2 ● 63957	MXF6J1FE240A6 ○ 63972	MXF6J2FE1224DA6 ○ 89676
MXF2J1FE240A3 ● 63958	MXF2J2FE1224DA1 ● 89651	MXF6J2FE110A2 ● 63981
MXF2J1FE240A6 ○ 63959		MXF6J2FE240A2 ● 63982



Kg. 0,57

Per ordinare l'opzione nera richiedere i codici. Code numbers for the black version are available on request.

Luci fisse

Continuous light beacons



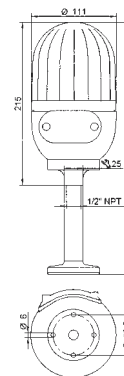
BABYLAMP F MT
BABYFMT

⑥

V 12÷240 $\tilde{\sim}$ ($\pm 10\%$)	\equiv	\sim 50/60 Hz	IP 65	
°C -30 +60	On ∞		1 2 3 4 5 6 PC	autoestinguente self-extinguishing

 BA 15d 25W LR BA 15d 25W	V $\tilde{\sim}$	12 ÷ 24 ÷ 48 ÷ 110 ÷ 240				
	A	2.1	1.1	0.52	0.22	0.10
	Cd (p)	100	70	60	75	80

BABYFMT12240DA1	● 26801	BABYFMT12240DA4	● 26804
BABYFMT12240DA2	● 26802	BABYFMT12240DA5	● 26805
BABYFMT12240DA3	● 26803	BABYFMT12240DA6	○ 26806



Kg. 0,53

Fornito senza lampada. Supplied without bulb.
Possibilità di installazione lampada a LED. LED bulb option.

Luci lampeggianti

Flashing beacons



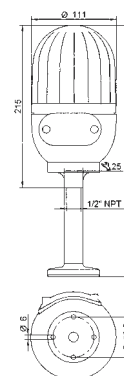
BABYLAMP L MT
BABYLMT

⑥

V 12÷48 \equiv -24÷240 $\tilde{\sim}$ ($\pm 10\%$)	\equiv	\sim 50/60 Hz	Flash/min. 110 \pm 20	IP 65	
°C -30 +60	On ∞		1 2 3 4 5 6 PC	autoestinguente self-extinguishing	

 BA 15d 25W LR BA 15d 25W	V \equiv	12 ÷ 24 ÷ 48		-	-	
	V $\tilde{\sim}$	-		24 ÷ 48 ÷ 110 ÷ 240		
	A	2.2	1.1	0.52	0.22	0.10
	Cd (p)	100	70	60	75	80

BABYLMT1248D1	● 26630	BABYLMT24240A1	● 26636
BABYLMT1248D2	● 26631	BABYLMT24240A2	● 26637
BABYLMT1248D3	● 26632	BABYLMT24240A3	● 26638
BABYLMT1248D4	● 26633	BABYLMT24240A4	● 26639
BABYLMT1248D5	● 26634	BABYLMT24240A5	● 26640
BABYLMT1248D6	○ 26635	BABYLMT24240A6	○ 26641



Kg. 0,53

Fornito senza lampada. Supplied without bulb.
Possibilità di installazione lampada a LED. LED bulb option.

Luci lampeggianti (fisse) a led integrati

Led integrated flashing (continuous light) beacons



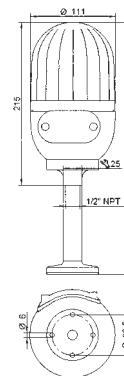
LD 365 BABYLAMP
LD365BABY

6

V	24 $\overline{\sim}$ 48 $\overline{\sim}$ 110 \sim 240 \sim ($\pm 10\%$)	$\overline{\sim}$	\sim 50/60 Hz	Flash/min.	0-150 ± 20
IP	65	$^{\circ}\text{C}$	-30 +50	On	∞
					1 2 3 4 5 6 PC

V	$\overline{\sim}$	24	48	-	-
V	\sim			110	240
	mA	180	170	40	40
	mA	170	180	40	40

LD365BABY24DA1	65531	LD365BABY48DA3	65543	LD365BABY110A5	65555
LD365BABY24DA2	65532	LD365BABY48DA4	65544	LD365BABY110A6	65556
LD365BABY24DA3	65533	LD365BABY48DA5	65545	LD365BABY240A1	65561
LD365BABY24DA4	65534	LD365BABY48DA6	65546	LD365BABY240A2	65562
LD365BABY24DA5	65535	LD365BABY110A1	65551	LD365BABY240A3	65563
LD365BABY24DA6	65536	LD365BABY110A2	65552	LD365BABY240A4	65564
LD365BABY48DA1	65541	LD365BABY110A3	65553	LD365BABY240A5	65565
LD365BABY48DA2	65542	LD365BABY110A4	65554	LD365BABY240A6	65566



Kg. 0,58

Luci xeno

Xenon flashing beacons



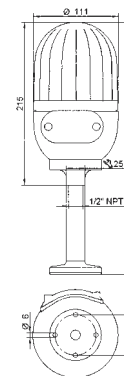
BABYFLASH
BABYX2J1F
BABYX2J2F

6

V	12 \div 24-110-240 ($\pm 10\%$)	$\overline{\sim}$	\sim 50/60 Hz	J	2	Flash/min.	1F: 65 ± 10 - 2F: 2x65 ± 10
IP	65	$^{\circ}\text{C}$	-10 +50	On	∞		1 2 3 4 5 6 PC

1F	V	12 \div 24	-	-	2F	V	12 \div 24	-	-
	$\overline{\sim}$		110	240		$\overline{\sim}$		110	240
Xenon 2J	\sim				Xenon 2J	\sim			
LRX 2J	mA	400 350	65	40	LRX 2J	mA	350 350	80	35
	Cd (p)	800 950	1000	1200		Cd (p)	350 400	800 700	500 400

BABYX2J1F1224DA1	26701	BABYX2J1F240A1	26713	BABYX2J2F110A1	26727
BABYX2J1F1224DA2	26702	BABYX2J1F240A2	26714	BABYX2J2F110A2	26728
BABYX2J1F1224DA3	26703	BABYX2J1F240A3	26715	BABYX2J2F110A3	26729
BABYX2J1F1224DA4	26704	BABYX2J1F240A4	26716	BABYX2J2F110A4	26730
BABYX2J1F1224DA5	26705	BABYX2J1F240A5	26717	BABYX2J2F110A5	26731
BABYX2J1F1224DA6	26706	BABYX2J1F240A6	26718	BABYX2J2F110A6	26732
BABYX2J1F110A1	26707	BABYX2J2F1224DA1	26721	BABYX2J2F240A1	26733
BABYX2J1F110A2	26708	BABYX2J2F1224DA2	26722	BABYX2J2F240A2	26734
BABYX2J1F110A3	26709	BABYX2J2F1224DA3	26723	BABYX2J2F240A3	26735
BABYX2J1F110A4	26710	BABYX2J2F1224DA4	26724	BABYX2J2F240A4	26736
BABYX2J1F110A5	26711	BABYX2J2F1224DA5	26725	BABYX2J2F240A5	26737
BABYX2J1F110A6	26712	BABYX2J2F1224DA6	26726	BABYX2J2F240A6	26738



Kg. 0,55

Per ordinare l'opzione nera richiedere i codici. Code numbers for the black version are available on request.

Luci fisse

Continuous light beacons

V 12÷240 (±10%)			50/60 Hz	IP 65
°C -30 +50	On		1 2 3 4 5 6 PC	autoestinguente self-extinguishing



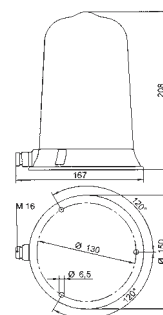
M 16

LAMPALLARM FRESNEL P B F MT
LAPBFMT



 BA 15d 40W LR BA 15d 40W	V	12 ÷ 24 ÷ 48 ÷ 110 ÷ 240				
	A	3.3	1.65	0.83	0.36	0.17
	Cd (p)	800	1000	800	75	150

LAPBFMT12240DA1	●	89431	LAPBFMT12240DA4	●	89434
LAPBFMT12240DA2	●	89432	LAPBFMT12240DA5	●	89435
LAPBFMT12240DA3	●	89433	LAPBFMT12240DA6	○	89436



Kg. 0,50

Fornito senza lampada. Supplied without bulb.
Possibilità di installazione lampada a LED. LED bulb option.
Per ordinare l'opzione nera richiedere i codici. Code numbers for the black version are available on request.

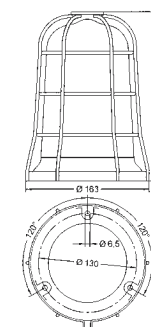


BLINDO LAMPALLARM
FRESNEL AL B F MT
BDLAALBFMT



 BA 15d 40W LR BA 15d 40W	V	12 ÷ 24 ÷ 48 ÷ 110 ÷ 240				
	A	3.3	1.65	0.83	0.36	0.17
	Cd (p)	800	1000	800	75	150

BDLAALBFMT12240DA1	●	89551	BDLAALBFMT12240DA4	●	89554
BDLAALBFMT12240DA2	●	89552	BDLAALBFMT12240DA5	●	89555
BDLAALBFMT12240DA3	●	89553	BDLAALBFMT12240DA6	○	89556



Kg. 0,95

Fornito senza lampada. Supplied without bulb.
Possibilità di installazione lampada a LED. LED bulb option.

Luci lampeggianti

Flashing beacons

V 12÷48 -24÷240 (±10%)			50/60 Hz	Flash/min. 110±20
H1: 12-24	IP 65	°C -30 +50	On	
				1 2 3 4 5 6 PC
				autoestinguente self-extinguishing



M 16

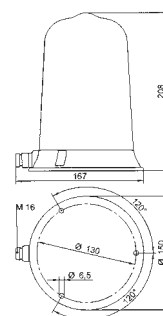
LAMPALLARM FRESNEL P B L
LAPBLMT



 BA 15d 40W LR BA 15d 40W	V	12 ÷ 24 ÷ 48					-	-
	V	-					24 ÷ 48 ÷ 110 ÷ 240	
	A	3.4	1.7	0.83	0.36	0.17		
	Cd (p)	800	1000	800	75	150		

 H1 12V 55W LR H 55W 12 H1 24V 70W LR H 70W 24	V	12	24
	V	12	24
	A	4.6	2.9
	Cd (p)	800	800

LAPBLMT1248D1	●	89451	LAPBH12D1	●	82401	LAPBH24D1	●	82421
LAPBLMT1248D2	●	89452	LAPBH12D2	●	82402	LAPBH24D2	●	82422
LAPBLMT1248D3	●	89453	LAPBH12D3	●	82403	LAPBH24D3	●	82423
LAPBLMT1248D4	●	89454	LAPBH12D4	●	82404	LAPBH24D4	●	82424
LAPBLMT1248D5	●	89455	LAPBH12D5	●	82405	LAPBH24D5	●	82425
LAPBLMT1248D6	○	89456	LAPBH12D6	○	82406	LAPBH24D6	○	82426
LAPBLMT24240A1	●	89461	LAPBH12A1	●	82411	LAPBH24A1	●	82431
LAPBLMT24240A2	●	89462	LAPBH12A2	●	82412	LAPBH24A2	●	82432
LAPBLMT24240A3	●	89463	LAPBH12A3	●	82413	LAPBH24A3	●	82433
LAPBLMT24240A4	●	89464	LAPBH12A4	●	82414	LAPBH24A4	●	82434
LAPBLMT24240A5	●	89465	LAPBH12A5	●	82415	LAPBH24A5	●	82435
LAPBLMT24240A6	○	89466	LAPBH12A6	○	82416	LAPBH24A6	○	82436



Kg. 0,50

Fornito senza lampada. Supplied without bulb.
Possibilità di installazione lampada a LED. LED bulb option.
Per ordinare l'opzione nera richiedere i codici. Code numbers for the black version are available on request.

Luci lampeggianti Flashing beacons

V 12÷48 $\overline{\text{---}}$ -24÷240 \sim ($\pm 10\%$) H1: 12-24	$\overline{\text{---}}$	\sim 50/60 Hz	Flash/min. 110 \pm 20
IP 65	°C -30 +50	On ∞	1 2 3 4 5 6 PC
			autoestinguente self-extinguishing

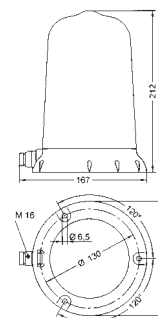


M 16
LAMPALLARM FRESNEL AL B L
LAALBLMT
LAALBH

(2)

 BA 15d 40W LR BA 15d 40W	V $\overline{\text{---}}$	12 ÷ 24 ÷ 48	-	-	 H1 12V 55W LR H 55W 12 H1 24V 70W LR H 70W 24	V $\overline{\text{---}}$	12	24		
	V \sim	-	24 ÷ 48 ÷ 110 ÷ 240			V \sim	12	24		
	A	3.4	1.7	0.83		0.36	0.17	A	4.6	2.9
	Cd (p)	800	1000	800		75	150	Cd (p)	800	800

LAALBLMT1248D1	● 89491	LAALBH12D1	● 82441	LAALBH24D1	● 82461
LAALBLMT1248D2	● 89492	LAALBH12D2	● 82442	LAALBH24D2	● 82462
LAALBLMT1248D3	● 89493	LAALBH12D3	● 82443	LAALBH24D3	● 82463
LAALBLMT1248D4	● 89494	LAALBH12D4	● 82444	LAALBH24D4	● 82464
LAALBLMT1248D5	● 89495	LAALBH12D5	● 82445	LAALBH24D5	● 82465
LAALBLMT1248D6	○ 89496	LAALBH12D6	○ 82446	LAALBH24D6	○ 82466
LAALBLMT24240A1	● 89511	LAALBH12A1	● 82451	LAALBH24A1	● 82471
LAALBLMT24240A2	● 89512	LAALBH12A2	● 82452	LAALBH24A2	● 82472
LAALBLMT24240A3	● 89513	LAALBH12A3	● 82453	LAALBH24A3	● 82473
LAALBLMT24240A4	● 89514	LAALBH12A4	● 82454	LAALBH24A4	● 82474
LAALBLMT24240A5	● 89515	LAALBH12A5	● 82455	LAALBH24A5	● 82475
LAALBLMT24240A6	○ 89516	LAALBH12A6	○ 82456	LAALBH24A6	○ 82476



Kg. 0,56

Fornito senza lampada. Supplied without bulb.
Possibilità di installazione lampada a LED. LED bulb option.

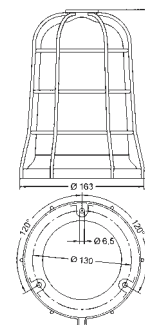


**BLINDO LAMPALLARM
FRESNEL AL B L**
BDLAALBLMT
BDLAALBH

(2) (17)

 BA 15d 40W LR BA 15d 40W	V $\overline{\text{---}}$	12 ÷ 24 ÷ 48	-	-	 H1 12V 55W LR H 55W 12 H1 24V 70W LR H 70W 24	V $\overline{\text{---}}$	12	24		
	V \sim	-	24 ÷ 48 ÷ 110 ÷ 240			V \sim	12	24		
	A	3.4	1.7	0.83		0.36	0.17	A	4.6	2.9
	Cd (p)	800	1000	800		75	150	Cd (p)	800	800

BDLAALBLMT1248D1	● 89561	BDLAALBLMT24240A3	● 89573
BDLAALBLMT1248D2	● 89562	BDLAALBLMT24240A4	● 89574
BDLAALBLMT1248D3	● 89563	BDLAALBLMT24240A5	● 89575
BDLAALBLMT1248D4	● 89564	BDLAALBLMT24240A6	○ 89576
BDLAALBLMT1248D5	● 89565	BDLAALBH12D2	● 86769
BDLAALBLMT1248D6	○ 89566	BDLAALBH24D2	● 86786
BDLAALBLMT24240A1	● 89571	BDLAALBH24D3	● 86787
BDLAALBLMT24240A2	● 89572	BDLAALBH24A2	● 86752



Kg. 0,95

Fornito senza lampada. Supplied without bulb.
Possibilità di installazione lampada a LED. LED bulb option.

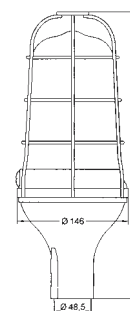


**BLINDO LAMPALLARM
FRESNEL P AG L**
BDLAPAGLMT
BDLAPAGH

(6) (7) (17)

 BA 15d 40W LR BA 15d 40W	V $\overline{\text{---}}$	12 ÷ 24 ÷ 48	-	-	 H1 12V 55W LR H 55W 12 H1 24V 70W LR H 70W 24	V $\overline{\text{---}}$	12	24		
	V \sim	-	24 ÷ 48 ÷ 110 ÷ 240			V \sim	12	24		
	A	3.4	1.7	0.83		0.36	0.17	A	4.6	2.9
	Cd (p)	800	1000	800		75	150	Cd (p)	800	800

BDLAPAGLMT1248D1	● 89581	BDLAPAGLMT24240A2	● 89592
BDLAPAGLMT1248D2	● 89582	BDLAPAGLMT24240A3	● 89593
BDLAPAGLMT1248D3	● 89583	BDLAPAGLMT24240A4	● 89594
BDLAPAGLMT1248D4	● 89584	BDLAPAGLMT24240A5	● 89595
BDLAPAGLMT1248D5	● 89585	BDLAPAGLMT24240A6	○ 89596
BDLAPAGLMT1248D6	○ 89586	BDLAPAGH24A5	● 86851
BDLAPAGLMT24240A1	● 89591		



Kg. 1,30

Fornito senza lampada. Supplied without bulb.
Possibilità di installazione lampada a LED. LED bulb option.

Luci lampeggianti Flashing beacons

Segnalatore stagno Waterproof beacon



Inox
Stainless steel

LAMPALLARM
FRESNEL STAGNO

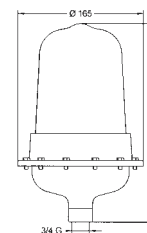
STLA
STLAH

10

V 12-24-48-110-240 (±10%)		50/60 Hz	Flash/min. 110±20
IP 67	°C -30 +50	On	1 2 3 4 5 6 PC autoestinguente self-extinguishing

 BA 15d 40W LR BA 15d 40W	V	12	24	48	-	-	 H1 12V 55W LR H 55W 12 H1 24V 70W LR H 70W 24	V	12	24
	V	-	24	48	110	240		V	12	24
	A	3.4	1.7	0.83	0.36	0.17		A	4.6	2.9
	Cd (p)	800	1000	800	75	150		Cd (p)	800	800

STLA12D6	o	90532	STLA48A5	o	90519
STLA12A6	o	90524	STLA110A2	o	90534
STLA24D2	o	90520	STLA110A3	o	90533
STLA24D3	o	90521	STLA240A3	o	90536
STLA24D5	o	90527	STLAH12D1	o	90540
STLA24A2	o	90523	STLAH12D3	o	90541
STLA24A3	o	90528	STLAH24D3	o	90516
STLA24A5	o	90535	STLAH24D5	o	90517
STLA48A2	o	90522	STLAH24A3	o	90515
STLA48A3	o	90530			



Kg. 1,33

Possibilità di installazione lampada a LED. LED bulb option

Luci lampeggianti (fisse) a led integrati Led integrated flashing (continuous light) beacons



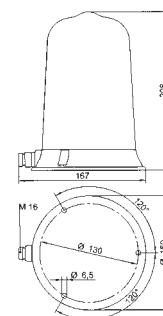
M 16
LD 455 LAMP PB
LD455LAPB

6

V 24 - 48 - 110 - 240 (±10%)		50/60 Hz	Flash/min. 0-150±20
IP 65	°C -30 +50	On	1 2 3 4 5 6 PC autoestinguente self-extinguishing

V	24	48	-	-
V			110	240
mA	180	170	40	40
mA	170	170	40	40

LD455LAPB24DA1	o	65451	LD455LAPB48DA3	o	65463	LD455LAPB110A5	o	65475
LD455LAPB24DA2	o	65452	LD455LAPB48DA4	o	65464	LD455LAPB110A6	o	65476
LD455LAPB24DA3	o	65453	LD455LAPB48DA5	o	65465	LD455LAPB240A1	o	65481
LD455LAPB24DA4	o	65454	LD455LAPB48DA6	o	65466	LD455LAPB240A2	o	65482
LD455LAPB24DA5	o	65455	LD455LAPB110A1	o	65471	LD455LAPB240A3	o	65483
LD455LAPB24DA6	o	65456	LD455LAPB110A2	o	65472	LD455LAPB240A4	o	65484
LD455LAPB48DA1	o	65461	LD455LAPB110A3	o	65473	LD455LAPB240A5	o	65485
LD455LAPB48DA2	o	65462	LD455LAPB110A4	o	65474	LD455LAPB240A6	o	65486



Kg. 0,55

Per ordinare l'opzione nera richiedere i codici. Code numbers for the black version are available on request.

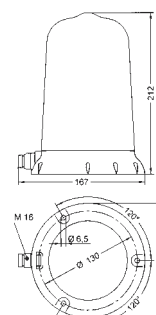


M 16
LD 455 LAMP AL B
LD455LAALB

2

V	24	48	-	-
V			110	240
mA	180	170	40	40
mA	170	170	40	40

LD455LAALB24DA1	o	65491	LD455LAALB48DA3	o	65503	LD455LAALB110A5	o	65515
LD455LAALB24DA2	o	65492	LD455LAALB48DA4	o	65504	LD455LAALB110A6	o	65516
LD455LAALB24DA3	o	65493	LD455LAALB48DA5	o	65505	LD455LAALB240A1	o	65521
LD455LAALB24DA4	o	65494	LD455LAALB48DA6	o	65506	LD455LAALB240A2	o	65522
LD455LAALB24DA5	o	65495	LD455LAALB110A1	o	65511	LD455LAALB240A3	o	65523
LD455LAALB24DA6	o	65496	LD455LAALB110A2	o	65512	LD455LAALB240A4	o	65524
LD455LAALB48DA1	o	65501	LD455LAALB110A3	o	65513	LD455LAALB240A5	o	65525
LD455LAALB48DA2	o	65502	LD455LAALB110A4	o	65514	LD455LAALB240A6	o	65526



Kg. 0,61

Luci xeno

Xenon flashing beacons

V 12÷24-110-240 (±10%)	☐	~ 50/60 Hz	J 6	IP 65
°C -30 +40	On ∞		1 2 3 4 5 6	PC autoestinguente self-extinguishing

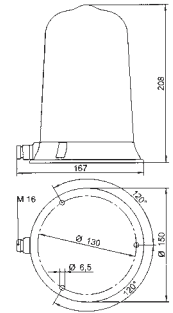


M 16
LAMPALLARM
XENOFRESNEL PB
LAXPB6J1F
LAXPB6J2F



1F	V ☐	-				2F	V ☐	-			
 Xenon 6J LRX 6J	V ~	12 ÷ 24				 Xenon 6J LRX 6J	V ~	12 ÷ 24			
	A	1.0	0.75	0.1	0.09		A	1.0	0.65	0.08	0.08
	Cd (p)	3100	3500	2600	3250		Cd (p)	1800	1850	1000	2000
	Fl/min	65±10					Fl/min	2 x 65±10			

LAXPB6J1F1224DA1 ● 85411	LAXPB6J1F240A1 ● 85431	LAXPB6J2F110A1 ● 85451
LAXPB6J1F1224DA2 ● 85412	LAXPB6J1F240A2 ● 85432	LAXPB6J2F110A2 ● 85452
LAXPB6J1F1224DA3 ● 85413	LAXPB6J1F240A3 ● 85433	LAXPB6J2F110A3 ● 85453
LAXPB6J1F1224DA4 ● 85414	LAXPB6J1F240A4 ● 85434	LAXPB6J2F110A4 ● 85454
LAXPB6J1F1224DA5 ● 85415	LAXPB6J1F240A5 ● 85435	LAXPB6J2F110A5 ● 85455
LAXPB6J1F1224DA6 ○ 85416	LAXPB6J1F240A6 ○ 85436	LAXPB6J2F110A6 ○ 85456
LAXPB6J1F110A1 ● 85421	LAXPB6J2F1224DA1 ● 85441	LAXPB6J2F240A1 ● 85461
LAXPB6J1F110A2 ● 85422	LAXPB6J2F1224DA2 ● 85442	LAXPB6J2F240A2 ● 85462
LAXPB6J1F110A3 ● 85423	LAXPB6J2F1224DA3 ● 85443	LAXPB6J2F240A3 ● 85463
LAXPB6J1F110A4 ● 85424	LAXPB6J2F1224DA4 ● 85444	LAXPB6J2F240A4 ● 85464
LAXPB6J1F110A5 ● 85425	LAXPB6J2F1224DA5 ● 85445	LAXPB6J2F240A5 ● 85465
LAXPB6J1F110A6 ○ 85426	LAXPB6J2F1224DA6 ○ 85446	LAXPB6J2F240A6 ○ 85466



Kg. 0,50

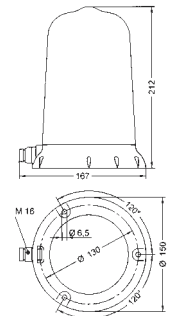
Per ordinare l'opzione nera richiedere i codici.
Code numbers for the black version are available on request.



M 16
LAMPALLARM
XENOFRESNEL AL B
LAXALB6J1F
LAXALB6J2F



LAXALB6J1F1224DA1 ● 84751	LAXALB6J1F240A1 ● 84771	LAXALB6J2F110A1 ● 84791
LAXALB6J1F1224DA2 ● 84752	LAXALB6J1F240A2 ● 84772	LAXALB6J2F110A2 ● 84792
LAXALB6J1F1224DA3 ● 84753	LAXALB6J1F240A3 ● 84773	LAXALB6J2F110A3 ● 84793
LAXALB6J1F1224DA4 ● 84754	LAXALB6J1F240A4 ● 84774	LAXALB6J2F110A4 ● 84794
LAXALB6J1F1224DA5 ● 84755	LAXALB6J1F240A5 ● 84775	LAXALB6J2F110A5 ● 84795
LAXALB6J1F1224DA6 ○ 84756	LAXALB6J1F240A6 ○ 84776	LAXALB6J2F110A6 ○ 84796
LAXALB6J1F110A1 ● 84761	LAXALB6J2F1224DA1 ● 84781	LAXALB6J2F240A1 ● 84801
LAXALB6J1F110A2 ● 84762	LAXALB6J2F1224DA2 ● 84782	LAXALB6J2F240A2 ● 84802
LAXALB6J1F110A3 ● 84763	LAXALB6J2F1224DA3 ● 84783	LAXALB6J2F240A3 ● 84803
LAXALB6J1F110A4 ● 84764	LAXALB6J2F1224DA4 ● 84784	LAXALB6J2F240A4 ● 84804
LAXALB6J1F110A5 ● 84765	LAXALB6J2F1224DA5 ● 84785	LAXALB6J2F240A5 ● 84805
LAXALB6J1F110A6 ○ 84766	LAXALB6J2F1224DA6 ○ 84786	LAXALB6J2F240A6 ○ 84806



Kg. 0,70

Segnalatore stagno Waterproof beacon



**Inox
Stainless
steel**

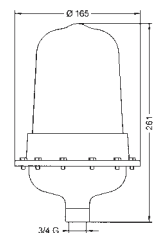
M 16
LAMPALLARM
XENOFRESNEL STAGNO
STLAXFR6J1F
STLAXFR6J2F



V 12÷24-110-240 (±10%)	☐	~ 50/60 Hz	J 6	Flash/min. 1F: 65±10 - 2F: 2x65±10
IP 67	°C -30 +40	On ∞		1 2 3 4 5 6 PC autoestinguente self-extinguishing

1F	V ☐	-				2F	V ☐	-			
 Xenon 6J LRX 6J	V ~	12 ÷ 24				 Xenon 6J LRX 6J	V ~	12 ÷ 24			
	A	1.0	0.75	0.1	0.09		A	1.0	0.65	0.08	0.08
	Cd (p)	3100	3500	2600	3250		Cd (p)	1800	1850	1000	2000
	Fl/min	65±10					Fl/min	2 x 65±10			

STLAXFR6J1F1224DA2 ● 22065	STLAXFR6J1F240A2 ● 91517	STLAXFR6J2F1224DA1 ● 22070
STLAXFR6J1F1224DA3 ● 22066	STLAXFR6J1F240A3 ● 91524	STLAXFR6J2F1224DA2 ● 22071
STLAXFR6J1F1224DA5 ● 22068	STLAXFR6J1F240A4 ● 91523	STLAXFR6J2F1224DA3 ● 22072
STLAXFR6J1F110A2 ● 91528	STLAXFR6J1F240A5 ● 91520	STLAXFR6J2F110A2 ● 22077
STLAXFR6J1F240A1 ● 91527	STLAXFR6J1F240A6 ○ 91519	STLAXFR6J2F240A2 ● 22083



Kg. 1,53

Luci fisse

Continuous light beacons



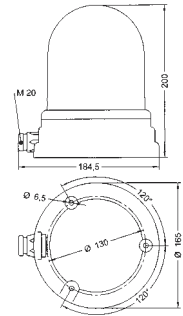
M 20
PG/AGR/F MT
PGAGRFMT



V 12÷240 $\overline{\sim}$ ($\pm 10\%$)	$\overline{\sim}$	\sim 50/60 Hz	IP 55	
°C -30 +50	On ∞		1 2 3 4 5 6	PC autoestinguente self-extinguishing

 BA 15d 40W LR BA 15d 40W	V $\overline{\sim}$	12 ÷ 24 ÷ 48 ÷ 110 ÷ 240				
	A	3.3	1.65	0.83	0.36	0.17
	Cd (p)	800	1000	800	75	150

- | | |
|--------------------------|--------------------------|
| PGAGRFMT12240DA1 ● 47531 | PGAGRFMT12240DA4 ● 47534 |
| PGAGRFMT12240DA2 ● 47532 | PGAGRFMT12240DA5 ● 47535 |
| PGAGRFMT12240DA3 ● 47533 | PGAGRFMT12240DA6 ○ 47536 |



Kg. 0,66

Fornito senza lampada. Supplied without bulb.
Possibilità di installazione lampada a LED. LED bulb option.

Luci lampeggianti

Flashing beacons



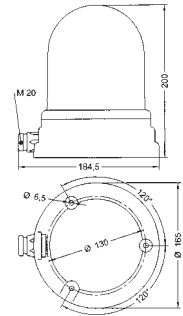
M 20
PG/AGR/L
PGAGRLMT
PGAGRLH



V 12÷48 $\overline{\sim}$ -24÷240 \sim ($\pm 10\%$)	$\overline{\sim}$	\sim 50/60 Hz	Flash/min. 110±20	
H1: 12-24	On ∞		1 2 3 4 5 6	PC autoestinguente self-extinguishing

 BA 15d 40W LR BA 15d 40W	V $\overline{\sim}$	12 ÷ 24 ÷ 48	-	-	 H1 12V 55W LR H 55W 12 H1 24V 70W LR H 70W 24	V $\overline{\sim}$	12	24	
	V \sim	-	24 ÷ 48 ÷ 110 ÷ 240			V \sim	12	24	
	A	3.4	1.7	0.83		0.36	0.17	A	4.6
	Cd (p)	800	1000	800	75	150	Cd (p)	800	800

- | | | |
|-------------------------|---------------------|---------------------|
| PGAGRLMT1248D1 ● 47541 | PGAGRLH12D1 ● 47561 | PGAGRLH24D1 ● 47311 |
| PGAGRLMT1248D2 ● 47542 | PGAGRLH12D2 ● 47562 | PGAGRLH24D2 ● 47312 |
| PGAGRLMT1248D3 ● 47543 | PGAGRLH12D3 ● 47563 | PGAGRLH24D3 ● 47313 |
| PGAGRLMT1248D4 ● 47544 | PGAGRLH12D4 ● 47564 | PGAGRLH24D4 ● 47314 |
| PGAGRLMT1248D5 ● 47545 | PGAGRLH12D5 ● 47565 | PGAGRLH24D5 ● 47315 |
| PGAGRLMT1248D6 ○ 47546 | PGAGRLH12D6 ○ 47566 | PGAGRLH24D6 ○ 47316 |
| PGAGRLMT24240A1 ● 47551 | PGAGRLH12A1 ● 47571 | PGAGRLH24A1 ● 47321 |
| PGAGRLMT24240A2 ● 47552 | PGAGRLH12A2 ● 47572 | PGAGRLH24A2 ● 47322 |
| PGAGRLMT24240A3 ● 47553 | PGAGRLH12A3 ● 47573 | PGAGRLH24A3 ● 47323 |
| PGAGRLMT24240A4 ● 47554 | PGAGRLH12A4 ● 47574 | PGAGRLH24A4 ● 47324 |
| PGAGRLMT24240A5 ● 47555 | PGAGRLH12A5 ● 47575 | PGAGRLH24A5 ● 47325 |
| PGAGRLMT24240A6 ○ 47556 | PGAGRLH12A6 ○ 47576 | PGAGRLH24A6 ○ 47326 |



Kg. 0,66

Fornito senza lampada. Supplied without bulb.
Possibilità di installazione lampada a LED. LED bulb option.

Luci lampeggianti (fisse) a led integrati

Led integrated flashing (continuous light) beacons



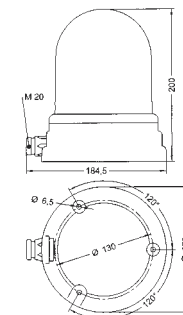
M 20
LD 455 PG/AGR
LD455PGAGR



V 24 $\overline{\sim}$ -48 $\overline{\sim}$ -110 \sim -240 \sim ($\pm 10\%$)	$\overline{\sim}$	\sim 50/60 Hz	Flash/min. 0-150±20	
IP 55	°C -30 +50	On ∞		1 2 3 4 5 6 PC autoestinguente self-extinguishing

V $\overline{\sim}$	24	48	-	-
V \sim	-	-	110	240
● ● mA	180	170	40	40
● ○ mA	170	170	40	40

- | | | |
|-------------------------|-------------------------|-------------------------|
| LD455PGAGR24DA1 ● 65571 | LD455PGAGR48DA3 ● 65583 | LD455PGAGR110A5 ● 65595 |
| LD455PGAGR24DA2 ● 65572 | LD455PGAGR48DA4 ● 65584 | LD455PGAGR110A6 ○ 65596 |
| LD455PGAGR24DA3 ● 65573 | LD455PGAGR48DA5 ● 65585 | LD455PGAGR240A1 ● 65601 |
| LD455PGAGR24DA4 ● 65574 | LD455PGAGR48DA6 ○ 65586 | LD455PGAGR240A2 ● 65602 |
| LD455PGAGR24DA5 ● 65575 | LD455PGAGR110A1 ● 65591 | LD455PGAGR240A3 ● 65603 |
| LD455PGAGR24DA6 ○ 65576 | LD455PGAGR110A2 ● 65592 | LD455PGAGR240A4 ● 65604 |
| LD455PGAGR48DA1 ● 65581 | LD455PGAGR110A3 ● 65593 | LD455PGAGR240A5 ● 65605 |
| LD455PGAGR48DA2 ● 65582 | LD455PGAGR110A4 ● 65594 | LD455PGAGR240A6 ○ 65606 |



Kg. 0,71

Per ordinare l'opzione nera richiedere i codici. Code numbers for the black version are available on request.

Luci xeno

Xenon flashing beacons

V 12÷24-110-240 (±10%)			50/60 Hz	J 2-6	Flash/min. 1F: 65±10 - 2F: 2x65±10
IP 55		°C -30 +40	On		1 2 3 4 5 6 PC autoestinguente self-extinguishing

1F Xenon 2J LRX 2J	V	12 ÷ 24				-	-	1F Xenon 6J LRX 6J	V	12 ÷ 24				-	-						
	V					110	240		V					110	240						
	mA	400	350	65	40					A	1.0	0.75	0.1	0.09							
	Cd (p)	500	700	1100	1250					Cd (p)	3000	3000	2000	5000							
2F Xenon 2J LRX 2J	V	12 ÷ 24				-	-	2F Xenon 6J LRX 6J	V	12 ÷ 24				-	-						
	V					110	240		V					110	240						
	mA	350	350	80	35					A	1.0	0.65	0.08	0.08							
	Cd (p)	300	400	600	400	250	300		500	300					Cd (p)	1500	2000	980	2250	500	1000

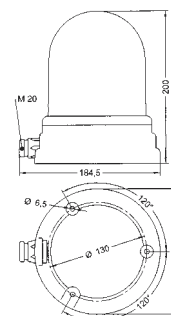


M 20

PG/X/AGR
PGXAGR2J1F
PGXAGR2J2F
PGXAGR6J1F
PGXAGR6J2F

③

PGXAGR2J1F1224DA1	● 47361	PGXAGR6J1F1224DA1	● 47381
PGXAGR2J1F1224DA2	● 47362	PGXAGR6J1F1224DA2	● 47382
PGXAGR2J1F1224DA3	● 47363	PGXAGR6J1F1224DA3	● 47383
PGXAGR2J1F1224DA5	● 47365	PGXAGR6J1F1224DA4	● 47384
PGXAGR2J1F1224DA6	○ 47366	PGXAGR6J1F1224DA5	● 47385
PGXAGR2J1F240A1	● 47371	PGXAGR6J1F110A2	● 47392
PGXAGR2J1F240A2	● 47372	PGXAGR6J1F240A1	● 47401
PGXAGR2J1F240A3	● 47373	PGXAGR6J1F240A2	● 47402
PGXAGR2J1F240A4	● 47374	PGXAGR6J1F240A3	● 47403
PGXAGR2J1F240A5	● 47375	PGXAGR6J1F240A4	● 47404
PGXAGR2J1F240A6	○ 47376	PGXAGR6J1F240A5	● 47405
		PGXAGR6J1F240A6	○ 47406
		PGXAGR6J2F1224DA2	● 47412



Kg. 0,72

Per ordinare l'opzione nera richiedere i codici. Code numbers for the black version are available on request.

Luci lampeggianti

Flashing beacons

V 12-24-48 (±10%)			50/60 Hz	Flash/min. 110±20	IP 54
°C -30 +50	On		1 2 3 4 5 6 PC autoestinguente self-extinguishing		

 BA 15s 45W LR BA 15s 45W E14 40W LR E14S 40W	V	12	24	48	 H1 12V 55W LR H 55W 12 H1 24V 70W LR H 70W 24	V	12	24
	V	12	24	48		V	12	24
	A	3.8	1.9	0.9		A	4.6	2.9
	Cd (p)	200	150	100		Cd (p)	350	350

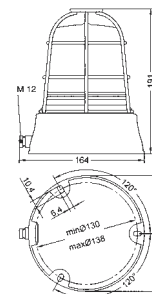


M 12

BLINDO LAMP
BDL
BDLH

② 17

BDL12D1	● 86002	BDL24D3	● 86014	BDL48D5	● 86045	BDLH12A6	○ 86057
BDL12D2	● 86001	BDL24D4	● 86015	BDL48A2	● 86046	BDLH24D1	● 86061
BDL12D3	● 86004	BDL24D5	● 86043	BDL48A3	● 86042	BDLH24D2	● 86060
BDL12D4	● 86005	BDL24D6	○ 86013	BDLH12D1	● 86051	BDLH24D3	● 86068
BDL12D5	● 86041	BDL24A1	● 86017	BDLH12D2	● 86050	BDLH24D4	● 86064
BDL12A1	● 86007	BDL24A2	● 86016	BDLH12D3	● 86053	BDLH24D5	● 86070
BDL12A2	● 86003	BDL24A3	● 86019	BDLH12D4	● 86054	BDLH24D6	○ 86062
BDL12A3	● 86009	BDL24A4	● 86020	BDLH12D5	● 86077	BDLH24A1	● 86066
BDL12A4	● 86010	BDL24A5	● 86039	BDLH12D6	○ 86052	BDLH24A2	● 86065
BDL12A6	○ 86008	BDL24A6	○ 86018	BDLH12A1	● 86056	BDLH24A4	● 86069
BDL24D1	● 86012	BDL48D2	● 86036	BDLH12A2	● 86055	BDLH24A5	● 86063
BDL24D2	● 86011	BDL48D3	● 86037	BDLH12A3	● 86058	BDLH24A6	○ 86067
		BDL48D4	● 86044	BDLH12A4	● 86059		



Kg. 1,0

Luci fisse

Continuous light beacons

V 12-24-110-240 (±10%)			50/60 Hz	IP 54	
°C -40 +50	On		1 2 3 4 5 6	PC	autoestinguente self-extinguishing

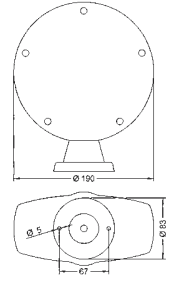


FAROLAMP N LF
FFRLN
FFRLNH

9

 BA 15s 45W LR BA 15s 45W E14 40W LR E14S 40W	V	12	24	48	-	-	 H1 12V 55W LR H 55W 12 H1 24V 70W LR H 70W 24	V	12	24
	V	12	24	48	110	240		V	12	24
	A	3.8	1.9	0.9	0.36	0.17		A	4.6	2.9
	Cd (p)	2000	1500	300	200	200		Cd (p)	4000	3600

FFRLN12DA3 ● 81899	FFRLN48A2 ● 81904	FFRLN240A4 ● 85060
FFRLN24DA1 ● 81900	FFRLN48A3 ● 81902	FFRLN240A5 ● 85063
FFRLN24DA2 ● 81907	FFRLN48A4 ● 81903	FFRLNH12DA2 ● 81909
FFRLN24DA3 ● 81901	FFRLN48A6 ○ 81915	FFRLNH24DA3 ● 81912
FFRLN24DA4 ● 81896	FFRLN110A2 ● 81911	FFRLNH24DA4 ● 81913
FFRLN24DA6 ○ 81916	FFRLN240A1 ● 85062	FFRLNH24DA5 ● 81906
	FFRLN240A3 ● 85061	



Kg. 0,84

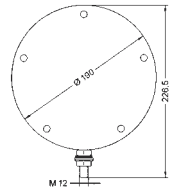
Possibilità di installazione lampada a LED. LED bulb option.



FAROLAMP P LF
FFRLP
FFRLPH

40

FFRLP12DA2 ● 81905	FFRLPH12DA6 ○ 81897
FFRLP24DA4 ● 85316	FFRLPH24DA3 ● 81893
FFRLP24DA5 ● 81895	FFRLPH24DA4 ● 81894
FFRLP240A3 ● 85289	FFRLPH24DA6 ○ 81898
FFRLP240A4 ● 85283	



Kg. 0,72

Possibilità di installazione lampada a LED. LED bulb option.

Luci lampeggianti

Flashing beacons

V 12-24-110-240 (±10%)			50/60 Hz	Flash/min. 110±20	
IP 54	°C -30 +50	On		1 2 3 4 5 6	PC
					autoestinguente self-extinguishing

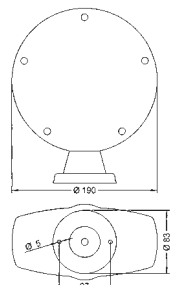


FAROLAMP N
FRLN
FRLNH

9

 BA 15s 45W LR BA 15s 45W E14 40W LR E14S 40W	V	12	24	48	-	-	 H1 12V 55W LR H 55W 12 H1 24V 70W LR H 70W 24	V	12	24
	V	12	24	48	110	240		V	12	24
	A	3.8	1.9	0.9	0.36	0.17		A	4.6	2.9
	Cd (p)	2000	1500	300	200	200		Cd (p)	4000	3600

FRLN12D1 ● 85001	FRLN24D4 ● 85302	FRLN110A3 ● 85204	FRLNH12A1 ● 85009
FRLN12D2 ● 84900	FRLN24D5 ● 85000	FRLN110A4 ● 84919	FRLNH12A2 ● 84911
FRLN12D3 ● 85200	FRLN24D6 ○ 85102	FRLN110A5 ● 84909	FRLNH12A3 ● 85211
FRLN12D4 ● 85300	FRLN24A1 ● 85004	FRLN110A6 ○ 85104	FRLNH12A4 ● 85311
FRLN12D5 ● 84910	FRLN24A2 ● 84903	FRLN240A1 ● 85007	FRLNH12A6 ○ 85108
FRLN12D6 ○ 85100	FRLN24A3 ● 85203	FRLN240A2 ● 84906	FRLNH24D2 ● 84912
FRLN12D36 ● 85385	FRLN24A4 ● 84920	FRLN240A3 ● 85206	FRLNH24D3 ● 85212
FRLN12A1 ● 85002	FRLN24A5 ● 84908	FRLN240A5 ● 85207	FRLNH24D4 ● 85312
FRLN12A2 ● 84901	FRLN24A6 ○ 85103	FRLN240A6 ○ 85106	FRLNH24D6 ○ 85109
FRLN12A3 ● 85201	FRLN48D3 ● 84918	FRLN240A34 ● 85105	FRLNH24A1 ● 85011
FRLN12A4 ● 85301	FRLN48D5 ● 84915	FRLNH12D1 ● 85008	FRLNH24A2 ● 84913
FRLN12A6 ○ 85101	FRLN48A2 ● 84914	FRLNH12D3 ● 85210	FRLNH24A3 ● 85213
FRLN24D1 ● 85003	FRLN48A5 ● 84935	FRLNH12D4 ● 85310	FRLNH24A4 ● 85313
FRLN24D2 ● 84902	FRLN110A1 ● 85005	FRLNH12D5 ● 84916	FRLNH24A6 ○ 85110
FRLN24D3 ● 85202	FRLN110A2 ● 84904	FRLNH12D6 ○ 85107	



Kg. 0,84

Possibilità di installazione lampada a LED. LED bulb option.

Luci lampeggianti Flashing beacons



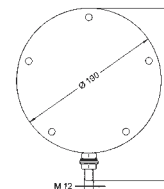
FAROLAMP P
FRLP
FRLPH

40

V 12-24-110-240 (±10%)		50/60 Hz		Flash/min. 110±20		☐	
IP 54	°C -30 +50	On ∞	1 2 3 4 5 6		PC	autoestinguente self-extinguishing	

 BA 15s 45W $\overline{\sim}$ LR BA 15s 45W E14 40W \sim LR E14s 40W	V $\overline{\sim}$	12	24	48	-	-	 H1 12V 55W LR H 55W 12 H1 24V 70W LR H 70W 24	V $\overline{\sim}$	12	24
	V \sim	12	24	48	110	240		V \sim	12	24
	A	3.8	1.9	0.9	0.36	0.17		A	4.6	2.9
	Cd (p)	2000	1500	300	200	200		Cd (p)	4000	3600

FRLP12D1	●	84996	FRLP24A4	●	85317	FRLPH12D6	○	85214
FRLP12D2	●	84986	FRLP48D2	●	85305	FRLPH12A2	●	84999
FRLP12A3	●	85124	FRLP48D3	●	85288	FRLPH24D3	●	85123
FRLP24D2	●	84987	FRLP48D5	●	85290	FRLPH24D5	●	85122
FRLP24D3	●	85286	FRLP48A3	●	85287	FRLPH24A1	●	84994
FRLP24D4	●	85314	FRLP48A4	●	85315	FRLPH24A3	●	85010
FRLP24D5	●	85126	FRLP110A3	●	85281	FRLPH24A4	●	85016
FRLP24D6	○	85125	FRLP240A3	●	85289	FRLPH24A5	●	84997
FRLP24A2	●	84993	FRLP240A4	●	85283	FRLPH24A6	○	85017
FRLP24A3	●	85285	FRLPH12D5	●	84989			



Kg. 0,72

Possibilità di installazione lampada a LED. LED bulb option.

Luci lampeggianti (fisse) a led integrati Led integrated flashing (continuous light) beacons



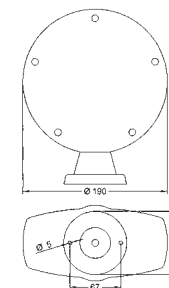
LD 1445 FARO N
LD1445FRN

9

V 24 $\overline{\sim}$ - 48 $\overline{\sim}$ - 110 \sim - 240 \sim (±10%)		50/60 Hz		Flash/min. 0-150±20		☐	
IP 54	°C -30 +50	On ∞	1 2 3 4 5 6		PC	autoestinguente self-extinguishing	

V $\overline{\sim}$	24	48	-	-
V \sim			110	240
●●● mA	300	320	80	65
●●○ mA	800	320	80	60

LD1445FRN24DA1	●	65611	LD1445FRN48DA3	●	65623	LD1445FRN110A5	●	65635
LD1445FRN24DA2	●	65612	LD1445FRN48DA4	●	65624	LD1445FRN110A6	○	65636
LD1445FRN24DA3	●	65613	LD1445FRN48DA5	●	65625	LD1445FRN240A1	●	65641
LD1445FRN24DA4	●	65614	LD1445FRN48DA6	○	65626	LD1445FRN240A2	●	65642
LD1445FRN24DA5	●	65615	LD1445FRN110A1	●	65631	LD1445FRN240A3	●	65643
LD1445FRN24DA6	○	65616	LD1445FRN110A2	●	65632	LD1445FRN240A4	●	65644
LD1445FRN48DA1	●	65621	LD1445FRN110A3	●	65633	LD1445FRN240A5	●	65645
LD1445FRN48DA2	●	65622	LD1445FRN110A4	●	65634	LD1445FRN240A6	○	65646



Kg. 0,94

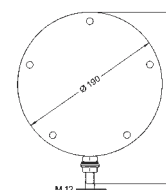


LD 1445 FARO P
LD1445FRP

40

V $\overline{\sim}$	24	48	-	-
V \sim			110	240
●●● mA	300	320	80	65
●●○ mA	800	320	80	60

LD1445FRP24DA1	●	65651	LD1445FRP48DA3	●	65663	LD1445FRP110A5	●	65675
LD1445FRP24DA2	●	65652	LD1445FRP48DA4	●	65664	LD1445FRP110A6	○	65676
LD1445FRP24DA3	●	65653	LD1445FRP48DA5	●	65665	LD1445FRP240A1	●	65681
LD1445FRP24DA4	●	65654	LD1445FRP48DA6	○	65666	LD1445FRP240A2	●	65682
LD1445FRP24DA5	●	65655	LD1445FRP110A1	●	65671	LD1445FRP240A3	●	65683
LD1445FRP24DA6	○	65656	LD1445FRP110A2	●	65672	LD1445FRP240A4	●	65684
LD1445FRP48DA1	●	65661	LD1445FRP110A3	●	65673	LD1445FRP240A5	●	65685
LD1445FRP48DA2	●	65662	LD1445FRP110A4	●	65674	LD1445FRP240A6	○	65686



Kg. 0,82

Luci xeno

Xenon flashing beacons

V 12÷24-110-240 (±10%)			50/60 Hz	J 2-6	Flash/min. 1F: 65±10 - 2F: 2x65±10
IP 54		°C -30 +40	On		1 2 3 4 5 6 PC autoestinguente self-extinguishing

1F		V	-				2F		V	-			
		V	12 ÷ 24						V	12 ÷ 24			
Xenon 2J LRX 2J		mA	400	350	65	40	Xenon 2J LRX 2J		mA	350	350	80	35
		Cd (p)	1800	2500	3000	5000			Cd (p)	1250 750	1600 1150	1500 900	1700 1100
Xenon 6J LRX 6J		mA	900	450	80	120	Xenon 6J LRX 6J		A	1.4	1.2	0.18	0.14
		Cd (p)	8000	8000	6000	12300			Cd (p)	1900 800	2000 1500	1200 900	2200 1200

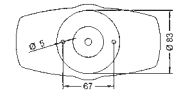
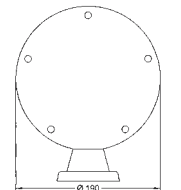


FAROLAMP XENO N

FRX2J1FN
FRX2J2FN
FRX6J1FN
FRX6J2FN

9

FRX2J1FN1224DA2 ● 21891	FRX2J2FN1224DA2 ● 21897	FRX6J1FN110A34 ●● 85042
FRX2J1FN1224DA3 ● 21892	FRX2J2FN1224DA3 ● 21898	FRX6J1FN240A1 ● 85051
FRX2J1FN1224DA5 ● 21894	FRX2J2FN110A2 ● 21903	FRX6J1FN240A2 ● 84971
FRX2J1FN110A2 ● 84952	FRX2J2FN240A2 ● 21909	FRX6J1FN240A3 ● 85271
FRX2J1FN110A3 ● 85252	FRX2J2FN240A3 ● 21910	FRX6J1FN240A4 ● 85371
FRX2J1FN110A4 ● 85352	FRX2J2FN240A5 ● 21912	FRX6J1FN240A5 ● 84992
FRX2J1FN110A5 ● 85255	FRX6J1FN1224DA1 ● 84969	FRX6J1FN240A6 ○ 85151
FRX2J1FN110A6 ○ 85137	FRX6J1FN1224DA2 ● 84970	FRX6J1FN240A21 ●● 85043
FRX2J1FN240A1 ● 85038	FRX6J1FN1224DA3 ● 85044	FRX6J2FN1224DA2 ● 21957
FRX2J1FN240A2 ● 84953	FRX6J1FN1224DA4 ● 85370	FRX6J2FN1224DA3 ● 21958
FRX2J1FN240A3 ● 85253	FRX6J1FN1224DA5 ● 84968	FRX6J2FN110A2 ● 21963
FRX2J1FN240A4 ● 85353	FRX6J1FN1224DA6 ○ 85150	FRX6J2FN110A3 ● 21964
FRX2J1FN240A5 ● 85356	FRX6J1FN110A2 ● 85373	FRX6J2FN240A2 ● 21969
FRX2J1FN240A6 ○ 85138	FRX6J1FN110A3 ● 85031	FRX6J2FN240A3 ● 21970
	FRX6J1FN110A5 ● 85032	



Kg. 0,96

Linea luminosa . Luminous range



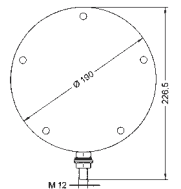
FAROLAMP XENO P

FRX2J1FP
FRX2J2FP
FRX6J1FP
FRX6J2FP

40

1F		V	-				2F		V	-			
		V	12 ÷ 24						V	12 ÷ 24			
Xenon 2J LRX 2J		mA	400	350	65	40	Xenon 2J LRX 2J		mA	350	350	80	35
		Cd (p)	1800	2500	3000	5000			Cd (p)	1250 750	1600 1150	1500 900	1700 1100
Xenon 6J LRX 6J		mA	900	450	80	120	Xenon 6J LRX 6J		A	1.4	1.2	0.18	0.14
		Cd (p)	8000	8000	6000	12300			Cd (p)	1900 800	2000 1500	1200 900	2200 1200

FRX2J2FP1224DA1 ● 21920	FRX2J1FP240A5 ● 84948	FRX6J1FP240A1 ● 84980
FRX2J2FP1224DA2 ● 21921	FRX2J2FP1224DA2 ● 21927	FRX6J1FP240A2 ● 84979
FRX2J2FP1224DA3 ● 21922	FRX2J2FP110A2 ● 21933	FRX6J1FP240A3 ● 84982
FRX2J2FP1224DA4 ● 21923	FRX2J2FP110A3 ● 21934	FRX6J1FP240A5 ● 84995
FRX2J2FP1224DA5 ● 21924	FRX2J2FP240A2 ● 21939	FRX6J1FP240A6 ○ 85148
FRX2J1FP110A1 ● 84944	FRX2J2FP240A3 ● 21940	FRX6J1FP240A26 ○● 84983
FRX2J1FP110A2 ● 84943	FRX6J1FP1224DA2 ● 84978	FRX6J1FP240A23 ●● 85055
FRX2J1FP110A3 ● 85348	FRX6J1FP1224DA3 ● 85033	FRX6J2FP1224DA2 ● 21987
FRX2J1FP110A6 ○ 84947	FRX6J1FP1224DA5 ● 85037	FRX6J2FP1224DA3 ● 21988
FRX2J1FP240A2 ● 84981	FRX6J1FP1224DA6 ○ 84977	FRX6J2FP240A2 ● 21999
FRX2J1FP240A3 ● 85284	FRX6J1FP110A2 ● 84984	FRX6J2FP240A3 ● 22000
FRX2J1FP240A4 ● 85358	FRX6J1FP110A3 ● 85144	



Kg. 0,72

Luci lampeggianti (fisse) a led integrati

Led integrated flashing (continuous light) beacons

V 24 -48 -110 -240 (±10%)		50/60 Hz	Flash/min. 0-150±20
IP 54	°C -30 +50	On	1 2 3 4 5 6 PC autoestinguente self-extinguishing



LD 725 FLAT
LD725FLT

②

V	24	48	-	-
V	24	48	110	240
mA	150	160	40	45
mA	420	160	40	40

LD725FLT24DA1	65691	LD725FLT48DA3	65703	LD725FLT110A5	65715
LD725FLT24DA2	65692	LD725FLT48DA4	65704	LD725FLT110A6	65716
LD725FLT24DA3	65693	LD725FLT48DA5	65705	LD725FLT240A1	65721
LD725FLT24DA4	65694	LD725FLT48DA6	65706	LD725FLT240A2	65722
LD725FLT24DA5	65695	LD725FLT110A1	65711	LD725FLT240A3	65723
LD725FLT24DA6	65696	LD725FLT110A2	65712	LD725FLT240A4	65724
LD725FLT48DA1	65701	LD725FLT110A3	65713	LD725FLT240A5	65725
LD725FLT48DA2	65702	LD725FLT110A4	65714	LD725FLT240A6	65726



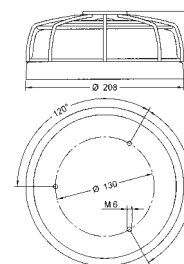
Kg. 1,10



LD 725 BDFLAT
LD725BDFLT

② ①7

LD725BDFLT24DA1	65751	LD725BDFLT48DA3	65763	LD725BDFLT110A5	65775
LD725BDFLT24DA2	65752	LD725BDFLT48DA4	65764	LD725BDFLT110A6	65776
LD725BDFLT24DA3	65753	LD725BDFLT48DA5	65765	LD725BDFLT240A1	65781
LD725BDFLT24DA4	65754	LD725BDFLT48DA6	65766	LD725BDFLT240A2	65782
LD725BDFLT24DA5	65755	LD725BDFLT110A1	65771	LD725BDFLT240A3	65783
LD725BDFLT24DA6	65756	LD725BDFLT110A2	65772	LD725BDFLT240A4	65784
LD725BDFLT48DA1	65761	LD725BDFLT110A3	65773	LD725BDFLT240A5	65785
LD725BDFLT48DA2	65762	LD725BDFLT110A4	65774	LD725BDFLT240A6	65786



Kg. 1,20

Luci fisse

Continuous light beacons

V 12-24-48-110-240 (±10%)		50/60 Hz	IP 65
°C -40 +60	On	1 2 3 4 5 6 PC	autoestinguente self-extinguishing




STROBOLAMP N LF
FSTLN
FSTLNH

②

 BA 15s 45W LR BA 15s 45W E14 40W LR E14s 40W	V	12	24	48	-	-	 H1 12V 55W LR H 55W 12 H1 24V 70W LR H 70W 24	V	12	24
	V	12	24	48	110	240		V	12	24
	A	3.8	1.9	0.9	0.36	0.17		A	4.6	2.9
	Cd (p)	600	450	300	250	250		Cd (p)	1100	1100

FSTLN12DA2	81600	FSTLN48A3	81614	FSTLNH12DA2	81621
FSTLN24DA1	81628	FSTLN110A1	81639	FSTLNH24DA1	81631
FSTLN24DA2	81601	FSTLN110A2	81607	FSTLNH24DA2	81609
FSTLN24DA3	81602	FSTLN110A3	81633	FSTLNH24DA3	81608
FSTLN24DA5	81615	FSTLN110A5	81638	FSTLNH24DA4	81622
FSTLN48A2	81606	FSTLN240A2	81613	FSTLNH24DA6	81619
		FSTLN240A3	81616		



Kg. 1,0

Possibilità di installazione lampada a LED. LED bulb option.

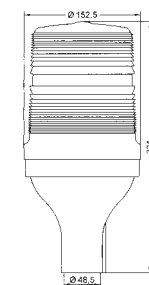


STROBOLAMP AG LF
FSTLAG
FSTLAGH

⑦

 BA 15s 45W LR BA 15s 45W E14 40W LR E14s 40W	V	12	24	48	-	-	 H1 12V 55W LR H 55W 12 H1 24V 70W LR H 70W 24	V	12	24
	V	12	24	48	110	240		V	12	24
	A	3.8	1.9	0.9	0.36	0.17		A	4.6	2.9
	Cd (p)	600	450	300	250	250		Cd (p)	1100	1100

FSTLAG12DA3	81611
FSTLAG24DA3	81603
FSTLAG48D3	81618
FSTLAG240DA3	81629
FSTLAG12DA2	81617



Kg. 1,2

Disponibili versioni con lampade a LED conformi alle normative ICAO Annex 14 Chapter 6 Low Intensity type A - B. Versions are available with LED bulbs according to ICAO norms Annex 14 Chapter 6 Low Intensity type A - B.

Luci fisse - Segnali per ostacoli aerei (SOV)

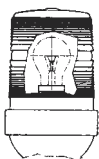
Continuous light beacons - Obstruction warning devices for air navigation



**STROBOLAMP
AG PA
STLAGPA
STLAGPA2H**

⑦

V 12-24-110-240 (±10%)		☰	~ 50/60 Hz	IP 65
°C -40 +60	On ∞	☛	1 2 3 4 5 6	PC autoestinguente self-extinguishing

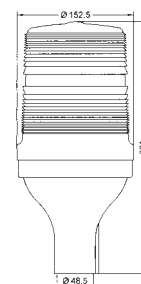


E 27 100W	V ☰	110	240
	V ~		
	A	0.9	0.42
	Cd (p)	700	700



H1 12V 55W LR H 55W 12 H1 24V 70W LR H 70W 24	V ☰	12	24
	V ~		
	A	4.6	2.9
	Cd (p)	600	600

- STLAGPA110DA2 ● 87346
- STLAGPA110DA3 ● 87335
- STLAGPA110DA4 ● 87337
- STLAGPA110DA6 ○ 87344
- STLAGPA240DA1 ● 87339
- STLAGPA240DA2 ● 87334
- STLAGPA240DA3 ● 87332
- STLAGPA240DA4 ● 87338
- STLAGPA240DA5 ● 87431
- STLAGPA240DA6 ○ 87348
- STLAGPA2H24DA2 ● 87340
- STLAGPA2H24DA3 ● 87341



Kg. 1,20


Fornito senza lampada. Supplied without bulb.



2 STR AG A R A 100W*
2STRAGARA

⑦ ⑰

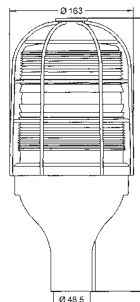
V 24-240 (±10%)		☰	~ 50/60 Hz	IP 65
°C -40 +60	On ∞	☛	3	PC autoestinguente self-extinguishing



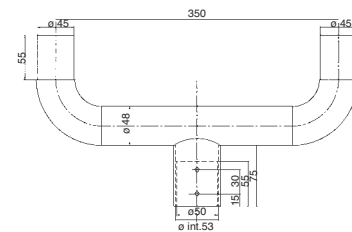
E 27 100W	V ~	24	240
	A	4.15	0.45
	Cd (p)	200	200

Intensità luminosa di picco con cupola rossa.
Peak luminous intensity with red dome.

- 2STRAGARA100W24A3 ● 28055
- 2STRAGARA100W240A3 ● 28051



Kg. 1,20



Kg. 1,70

Disponibile a richiesta raccordo per
2 STR AG A R A codice 28097
A SUPPORT to join the 2 STR AG A R A
is available on request part no. 28097

Linea luminosa . Luminous range



BIP OS 93
BIPOS93

V 24-240 (±10%)		☰	~ 50/60 Hz	On ∞
IP 30	☐	🎵	°C -30 +50	autoestinguente self-extinguishing
V ☰	24	240		
V ~	24	240		
mA	5	5		
dB(A)1m	75	75		
Hz	4000	4000		



Kg. 0,06

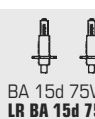


1 STR AG A R A 2H 75W
1STRAGARA2H

⑦ ⑰



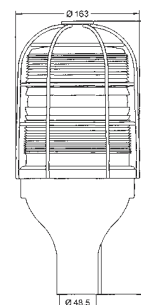
H1 24V 70W LR H 70W 24	V ~	24	
	A	2.9	
	Cd (p)	100	



BA 15d 75W H LR BA 15d 75W H	V ~	240	
	A	0.15	
	Cd (p)	100	

Intensità luminosa di picco con cupola rossa.
Peak luminous intensity with red dome.

- 1STRAGARA2H24A3 ● 28054
- 1STRAGARA2H240A3 ● 28052



Kg. 1,20

Forniti con ronzatori BIP OS 93 per allertamento lampada fulminata.
Accensione automatica lampada ausiliaria in caso di interruzione lampada primaria.

*Disponibili versioni con lampade a LED conformi alle normative ICAO Annex 14 Chapter 6 Low Intensity type A - B.
Supplied with buzzer BIP OS 93 alerting lamp failure. In case of bulb failure the auxiliary bulb automatically comes on.
*Versions are available with LED bulbs according to ICAO norms Annex 14 Chapter 6 Low Intensity type A - B.

Segnalatore doppio con dispositivo di commutazione per lampada a LED

Double warning signal with change-over relay for LED bulb

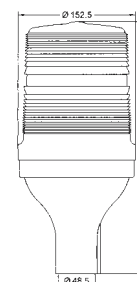
V 24-240 (±10%)		50/60 Hz	IP 65
°C -40 +60	On ∞	3	PC autoestinguente self-extinguishing



Versione con lampada LD SA 1195

Version with LD SA 1195 bulb

	E27 100W	LD SA 1195
V	24	24
A	4.15	0.43
Cd (p)	200	16



Kg. 1,20

Versione con lampada LD SA 1395

Version with LD SA 1395 bulb

	E27 100W	LD SA 1395
V	240	240
mA	450	85
Cd (p)	200	10


2STRAGLDARA24A3 • 28089*
2STRAGLDARA240A3 • 28088*

*Disponibile 12V a richiesta. 12V available on request.

2 STR AG LD ARA

2STRAGLARA

⑦ ⑰



Fornito senza lampada. Supplied without bulb.



BIP OS 93
BIPOS93



LD SA 1195

LDSA1195EXLE2724DA3 • 35313



LD SA 1395

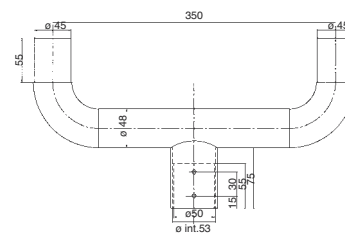
LDSA1395EXLE27240A3 • 34293

Raccordo

Support



RACCORDOPER2STRAG 28097



Kg. 1,70

Conforme alle normative ICAO Annex 14 Chapter 6 Low Intensity type A - B.
According to ICAO norms Annex 14 Chapter 6 Low Intensity type A - B.

Luci lampeggianti Flashing beacons

V 12-24-48-110-240 (±10%) H1: 12-24			50/60 Hz	Flash/min. 110±20
IP 65	°C -30 +50	On		1 2 3 4 5 6 PC
				autoestinguente self-extinguishing



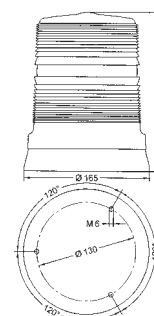
STROBOLAMP N
STLN
STLNH

②

 BA 15s 45W LR BA 15s 45W E14 40W LR E14S 40W	V	12	24	48	-	-
	V	12	24	48	110	240
	A	3.8	1.9	0.9	0.36	0.17
	Cd (p)	600	450	300	250	250

 H1 12V 55W LR H 55W 12 H1 24V 70W LR H 70W 24	V	12	24
	V	12	24
	A	4.6	2.9
	Cd (p)	1100	1100

STLN12D2 ● 87200	STLN24D6 ○ 87212	STLN110A5 ● 87237	STLNH12A4 ● 87259
STLN12D3 ● 87203	STLN24A1 ● 87216	STLN110A6 ○ 87222	STLNH12A5 ● 87418
STLN12D4 ● 87204	STLN24A2 ● 87215	STLN240A1 ● 87231	STLNH12A6 ○ 87257
STLN12D5 ● 87235	STLN24A3 ● 87218	STLN240A2 ● 87230	STLNH24D1 ● 87261
STLN12D6 ○ 87202	STLN24A5 ● 87241	STLN240A3 ● 87233	STLNH24D2 ● 87260
STLN12A1 ● 87206	STLN24A6 ○ 87217	STLN240A4 ● 87234	STLNH24D3 ● 87263
STLN12A2 ● 87205	STLN48D2 ● 87239	STLN240A5 ● 87245	STLNH24D4 ● 87264
STLN12A3 ● 87208	STLN48D3 ● 87240	STLN240A6 ○ 87232	STLNH24D5 ● 87249
STLN12A4 ● 87209	STLN48D5 ● 87242	STLNH12D1 ● 87251	STLNH24D6 ○ 87262
STLN12A6 ○ 87207	STLN48A2 ● 87243	STLNH12D2 ● 87250	STLNH24A1 ● 87266
STLN24D1 ● 87211	STLN48A3 ● 87244	STLNH12D3 ● 87253	STLNH24A2 ● 87265
STLN24D2 ● 87210	STLN48A5 ● 87219	STLNH12D4 ● 87254	STLNH24A3 ● 87268
STLN24D3 ● 87213	STLN110A1 ● 87221	STLNH12D6 ○ 87252	STLNH24A4 ● 87269
STLN24D4 ● 87214	STLN110A2 ● 87220	STLNH12A1 ● 87256	STLNH24A5 ● 87248
STLN24D5 ● 87236	STLN110A3 ● 87223	STLNH12A2 ● 87255	STLNH24A6 ○ 87267
	STLN110A4 ● 87224	STLNH12A3 ● 87258	



Kg. 1,0

Linea luminosa . Luminous range



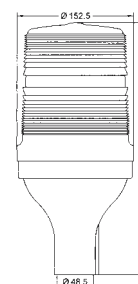
STROBOLAMP AG
STLAG
STLAGH

⑦

 BA 15s 45W LR BA 15s 45W E14 40W LR E14S 40W	V	12	24	48	-	-
	V	12	24	48	110	240
	A	3.8	1.9	0.9	0.36	0.17
	Cd (p)	600	450	300	250	250

 H1 12V 55W LR H 55W 12 H1 24V 70W LR H 70W 24	V	12	24
	V	12	24
	A	4.6	2.9
	Cd (p)	1100	1100

STLAG12D1 ● 87271	STLAG24D4 ● 87284	STLAG110A4 ● 87294	STLAGH12A3 ● 87313
STLAG12D2 ● 87270	STLAG24D6 ○ 87282	STLAG110A6 ○ 87292	STLAGH12A4 ● 87314
STLAG12D3 ● 87273	STLAG24A1 ● 87286	STLAG240A1 ● 87301	STLAGH12A6 ○ 87312
STLAG12D4 ● 87274	STLAG24A2 ● 87285	STLAG240A2 ● 87300	STLAGH24D1 ● 87316
STLAG12D5 ● 87326	STLAG24A3 ● 87288	STLAG240A3 ● 87303	STLAGH24D2 ● 87315
STLAG12D6 ○ 87272	STLAG24A4 ● 87289	STLAG240A4 ● 87304	STLAGH24D3 ● 87318
STLAG12A1 ● 87276	STLAG24A5 ● 87412	STLAG240A5 ● 87290	STLAGH24D4 ● 87319
STLAG12A2 ● 87275	STLAG24A6 ○ 87287	STLAG240A6 ○ 87302	STLAGH24D5 ● 87328
STLAG12A3 ● 87278	STLAG48D3 ● 87415	STLAGH12D1 ● 87306	STLAGH24D6 ○ 87317
STLAG12A4 ● 87279	STLAG48D5 ● 87347	STLAGH12D2 ● 87305	STLAGH24A1 ● 87321
STLAG12A6 ○ 87277	STLAG48A2 ● 87327	STLAGH12D3 ● 87308	STLAGH24A2 ● 87320
STLAG24D1 ● 87281	STLAG48A3 ● 87325	STLAGH12D4 ● 87309	STLAGH24A3 ● 87323
STLAG24D2 ● 87280	STLAG110A1 ● 87291	STLAGH12D6 ○ 87307	STLAGH24A4 ● 87324
STLAG24D3 ● 87283	STLAG110A2 ● 87336	STLAGH12A1 ● 87311	STLAGH24A5 ● 87322
	STLAG110A3 ● 87293	STLAGH12A2 ● 87310	



Kg. 1,16

Possibilità di installazione lampada a LED. LED bulb option.

Luci lampeggianti (fisse) a led integrati

Led integrated flashing (continuous light) beacons

V 24 -48 -110 -240 (±10%)				50/60 Hz		Flash/min. 0-150±20					
IP 65	°C -30 +50	On		1	2	3	4	5	6	PC	autoestinguente self-extinguishing

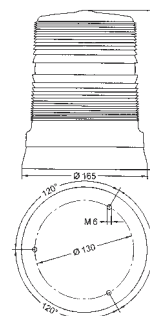
LD 725 STROBO N
LD725STBN



②

V	24	48	-	-
V			110	240
mA	150	160	40	40
mA	420	160	40	40

LD725STBN24DA1		65791	LD725STBN48DA3		65803	LD725STBN110A5		65815
LD725STBN24DA2		65792	LD725STBN48DA4		65804	LD725STBN110A6		65816
LD725STBN24DA3		65793	LD725STBN48DA5		65805	LD725STBN240A1		65821
LD725STBN24DA4		65794	LD725STBN48DA6		65806	LD725STBN240A2		65822
LD725STBN24DA5		65795	LD725STBN110A1		65811	LD725STBN240A3		65823
LD725STBN24DA6		65796	LD725STBN110A2		65812	LD725STBN240A4		65824
LD725STBN48DA1		65801	LD725STBN110A3		65813	LD725STBN240A5		65825
LD725STBN48DA2		65802	LD725STBN110A4		65814	LD725STBN240A6		65826



Kg. 1,10

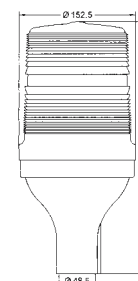
LD 725 STROBO AG
LD725STBAG



⑦

V	24	48	-	-
V			110	240
mA	150	160	40	40
mA	420	160	40	40

LD725STBAG24DA1		65831	LD725STBAG48DA3		65843	LD725STBAG110A5		65855
LD725STBAG24DA2		65832	LD725STBAG48DA4		65844	LD725STBAG110A6		65856
LD725STBAG24DA3		65833	LD725STBAG48DA5		65845	LD725STBAG240A1		65861
LD725STBAG24DA4		65834	LD725STBAG48DA6		65846	LD725STBAG240A2		65862
LD725STBAG24DA5		65835	LD725STBAG110A1		65851	LD725STBAG240A3		65863
LD725STBAG24DA6		65836	LD725STBAG110A2		65852	LD725STBAG240A4		65864
LD725STBAG48DA1		65841	LD725STBAG110A3		65853	LD725STBAG240A5		65865
LD725STBAG48DA2		65842	LD725STBAG110A4		65854	LD725STBAG240A6		65866



Kg. 1,26

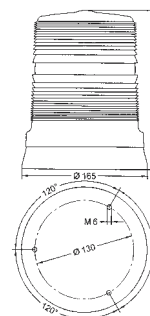
LD 865* STROBO N
LD865STBN



②

V	24	48	-	-
V			110	240
mA	190	170	60	60
mA	450	180	60	60

LD865STBN24DA1		65871	LD865STBN48DA3		65883	LD865STBN110A5		65895
LD865STBN24DA2		65872	LD865STBN48DA4		65884	LD865STBN110A6		65896
LD865STBN24DA3		65873	LD865STBN48DA5		65885	LD865STBN240A1		65901
LD865STBN24DA4		65874	LD865STBN48DA6		65886	LD865STBN240A2		65902
LD865STBN24DA5		65875	LD865STBN110A1		65891	LD865STBN240A3		65903
LD865STBN24DA6		65876	LD865STBN110A2		65892	LD865STBN240A4		65904
LD865STBN48DA1		65881	LD865STBN110A3		65893	LD865STBN240A5		65905
LD865STBN48DA2		65882	LD865STBN110A4		65894	LD865STBN240A6		65906



Kg. 1,10

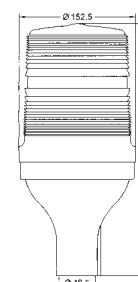
LD 865* STROBO AG
LD865STBAG



⑦

V	24	48	-	-
V			110	240
mA	190	170	60	60
mA	450	180	60	60

LD865STBAG24DA1		65911	LD865STBAG48DA3		65923	LD865STBAG110A5		65935
LD865STBAG24DA2		65912	LD865STBAG48DA4		65924	LD865STBAG110A6		65936
LD865STBAG24DA3		65913	LD865STBAG48DA5		65925	LD865STBAG240A1		65941
LD865STBAG24DA4		65914	LD865STBAG48DA6		65926	LD865STBAG240A2		65942
LD865STBAG24DA5		65915	LD865STBAG110A1		65931	LD865STBAG240A3		65943
LD865STBAG24DA6		65916	LD865STBAG110A2		65932	LD865STBAG240A4		65944
LD865STBAG48DA1		65921	LD865STBAG110A3		65933	LD865STBAG240A5		65945
LD865STBAG48DA2		65922	LD865STBAG110A4		65934	LD865STBAG240A6		65946



Kg. 1,26

* Con illuminazione a LED anche verticale. Also with vertical LED light.

Luci xeno

Xenon flashing beacons

V 12÷24-110-240 (±10%)	==	~ 50/60 Hz	J 2-6-15-20	Flash/min. 1F: 65±10 - 2F: 2x65±10
IP 65	°C -30 +40	On		1 2 3 4 5 6 PC autoestinguente self-extinguishing

1F	V ==	12 ÷ 24				2F	V ==	12 ÷ 24			
		-		-				-		-	
Xenon 2J LRX 2J	V ~	110	240			Xenon 2J LRX 2J	V ~	110	240		
	mA	400	350	65	40		mA	350	350	80	35
	Cd (p)	1000	1200	2250	3000		Cd (p)	700	900	900	600
Xenon 6J LRX 6J	V ==	12 ÷ 24				Xenon 6J LRX 6J	V ==	12 ÷ 24			
	V ~	110 240					V ~	110 240			
	A	1.0	0.75	0.10	0.09		A	1.0	0.65	0.08	0.08
Xenon 15J LRX 15J	V ==	12 ÷ 24				Xenon 15J LRX 15J	V ==	12 ÷ 24			
	V ~	110 240					V ~	110 240			
	A	2.5	1.2	0.13	0.15		A	3.9	2.0	0.20	0.25
Xenon 20J LRX 20J	V ==	12 ÷ 24				Xenon 20J LRX 20J	V ==	12 ÷ 24			
	V ~	110 240					V ~	110 240			
	Cd (p)	26500	26500	5000	17000		Cd (p)	7500	10000	2000	11000

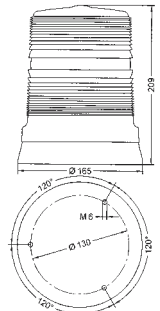


STROBOFLASH N

STF2J1FN
STF2J2FN
STF6J1FN
STF6J2FN
STF15J1FN*
STF20J2FN*

② ⑤

STF2J1FN1224DA1 ● 22130	STF2J2FN1224DA5 ○ 22140	STF6J1FN240A6 ○ 87538	STF15J1FN240A2 ● 87760
STF2J1FN1224DA2 ● 22131	STF2J2FN1224DA6 ○ 22141	STF6J2FN1224DA2 ● 22167	STF15J1FN240A3 ● 87759
STF2J1FN1224DA3 ● 22132	STF2J2FN110A2 ● 22143	STF6J2FN1224DA3 ● 22168	STF15J1FN240A4 ● 87761
STF2J1FN1224DA4 ● 22133	STF2J2FN240A1 ● 22148	STF6J2FN110A1 ● 22172	STF15J1FN2240A5 ○ 87762
STF2J1FN1224DA5 ● 22134	STF2J2FN240A2 ● 22149	STF6J2FN110A2 ● 22173	STF15J1FN240A6 ○ 87763
STF2J1FN110A1 ● 87511	STF2J2FN240A3 ● 22150	STF6J2FN110A3 ● 22174	STF20J2FN1224D1 ● 87651
STF2J1FN110A2 ● 87498	STF6J1FN1224DA1 ● 22160	STF6J2FN110A5 ● 22176	STF20J2FN1224D2 ● 87650
STF2J1FN110A3 ● 87513	STF6J1FN1224DA2 ● 22161	STF6J2FN240A1 ● 22178	STF20J2FN1224D3 ● 87653
STF2J1FN110A5 ● 87499	STF6J1FN1224DA3 ● 22162	STF6J2FN240A2 ● 22179	STF20J2FN1224D4 ● 87654
STF2J1FN110A6 ○ 87512	STF6J1FN1224DA5 ● 22164	STF15J1FN1224D1 ● 22190	STF20J2FN1224D5 ● 87655
STF2J1FN240A1 ● 87516	STF6J1FN110A1 ● 87543	STF15J1FN1224D2 ● 22191	STF20J2FN1224D6 ○ 87652
STF2J1FN240A2 ● 87515	STF6J1FN110A2 ● 87548	STF15J1FN1224D3 ● 22192	STF20J2FN110A2 ● 22203
STF2J1FN240A3 ● 87518	STF6J1FN110A3 ● 87579	STF15J1FN1224D6 ○ 22195	STF20J2FN110A3 ● 22204
STF2J1FN240A4 ● 87495	STF6J1FN110A5 ○ 87496	STF15J1FN110A1 ● 87648	STF20J2FN110A5 ○ 22206
STF2J1FN240A5 ● 87520	STF6J1FN110A6 ○ 87547	STF15J1FN110A2 ● 87656	STF20J2FN240A1 ● 87661
STF2J1FN240A6 ○ 87514	STF6J1FN240A1 ● 87537	STF15J1FN110A3 ● 87730	STF20J2FN240A2 ● 87660
STF2J2FN1224DA1 ● 22136	STF6J1FN240A2 ● 87536	STF15J1FN110A4 ● 87649	STF20J2FN240A3 ● 87663
STF2J2FN1224DA2 ● 22137	STF6J1FN240A3 ● 87539	STF15J1FN110A5 ● 87658	STF20J2FN240A4 ● 87664
STF2J2FN1224DA3 ● 22138	STF6J1FN240A4 ● 87540	STF15J1FN110A6 ○ 87749	STF20J2FN240A5 ● 87657
STF2J2FN1224DA4 ● 22139	STF6J1FN240A5 ● 87578	STF15J1FN240A1 ● 87758	STF20J2FN240A6 ○ 87662



Kg. 1,5

Linea luminosa . Luminous range

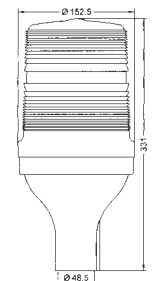


STROBOFLASH AG

STF2J1FAG
STF2J2FAG
STF6J1FAG
STF6J2FAG
STF15J1FAG*
STF20J2FAG*

⑤ ⑦

STF2J1FAG1224DA2 ● 22221	STF6J1FAG1224DA4 ● 22220	STF15J1FAG240A3 ● 87768
STF2J1FAG1224DA3 ● 22222	STF6J1FAG1224DA5 ● 22254	STF15J1FAG240A4 ● 87769
STF2J1FAG1224DA6 ○ 22225	STF6J1FAG110A5 ● 87565	STF15J1FAG240A5 ● 87770
STF2J1FAG110A1 ● 87561	STF6J1FAG240A1 ● 87591	STF15J1FAG240A6 ○ 87771
STF2J1FAG110A2 ● 87560	STF6J1FAG240A2 ● 87590	STF20J2FAG1224D1 ● 87671
STF2J1FAG110A3 ● 87563	STF6J1FAG240A3 ● 87593	STF20J2FAG1224D2 ● 87670
STF2J1FAG110A4 ● 87564	STF6J1FAG240A4 ● 87555	STF20J2FAG1224D3 ● 87673
STF2J1FAG110A6 ○ 87562	STF6J1FAG240A5 ● 87597	STF20J2FAG1224D4 ● 87674
STF2J1FAG240A1 ● 87572	STF6J1FAG240A6 ○ 87592	STF20J2FAG1224D5 ● 87669
STF2J1FAG240A2 ● 87570	STF6J2FAG1224DA2 ● 22257	STF20J2FAG1224D6 ○ 87672
STF2J1FAG240A3 ● 87568	STF6J2FAG110A2 ● 22263	STF20J2FAG110A1 ● 87677
STF2J1FAG240A4 ● 87569	STF6J2FAG240A2 ● 22269	STF20J2FAG110A2 ● 22293
STF2J1FAG240A5 ● 87566	STF15J1FAG1224D2 ● 22281	STF20J2FAG110A3 ● 87676
STF2J1FAG240A6 ○ 87567	STF15J1FAG1224D3 ● 22282	STF20J2FAG110A5 ● 87675
STF2J2FAG1224DA2 ● 22227	STF15J1FAG1224D5 ● 22284	STF20J2FAG240A1 ● 87681
STF2J2FAG1224DA5 ● 22230	STF15J1FAG1224D6 ○ 22285	STF20J2FAG240A2 ● 87680
STF2J2FAG110A2 ● 22233	STF15J1FAG110A1 ● 87717	STF20J2FAG240A3 ● 87683
STF2J2FAG110A5 ● 22236	STF15J1FAG110A2 ● 87757	STF20J2FAG240A4 ● 87684
STF2J2FAG240A2 ● 22239	STF15J1FAG110A5 ● 87765	STF20J2FAG240A5 ● 87679
STF6J1FAG1224DA2 ● 22251	STF15J1FAG240A1 ● 87766	STF20J2FAG240A6 ○ 87682
STF6J1FAG1224DA3 ● 22252	STF15J1FAG240A2 ● 87767	



Kg. 1,66

*110-230-240 V con interruttore termico di protezione: in caso di surriscaldamento eccessivo viene interrotta l'alimentazione.
*110-230-240 V with safety thermal switch: in case of excessive overheating the power supply is cut off.

Luci xeno

Xenon flashing beacons

V 12÷24-110-240 (±10%)	==	~ 50/60 Hz	J 2-6-15-20	Flash/min. 1F: 65±10 - 2F: 2x65±10
IP 65	°C -30 +40	On ∞		1 2 3 4 5 6 PC autoestinguente self-extinguishing

1F		V ==				V ~				2F		V ==				V ~							
		12 ÷ 24		110	240	12 ÷ 24		110	240			12 ÷ 24		110	240	12 ÷ 24		110	240				
Xenon 2J LRX 2J		mA		400	350	65	40	mA		350	350	80	35	Cd (p)		700	900	900	600	600	350		
		Cd (p)		1000	1200	2250	3000	Cd (p)		700	900	900	600	600	350	Cd (p)		700	900	900	600	600	350
		Cd (p)		1000	1200	2250	3000	Cd (p)		700	900	900	600	600	350	Cd (p)		700	900	900	600	600	350
Xenon 6J LRX 6J		A		1.0	0.75	0.10	0.09	A		1.0	0.65	0.08	0.08	Cd (p)		3000	3250	4000	5000	5000	2500		
		Cd (p)		4200	8000	6500	7000	Cd (p)		3000	3250	4000	5000	5000	2500	Cd (p)		3000	3250	4000	5000	5000	2500
		Cd (p)		4200	8000	6500	7000	Cd (p)		3000	3250	4000	5000	5000	2500	Cd (p)		3000	3250	4000	5000	5000	2500
Xenon 15J LRX 15J		A		2.5	1.2	0.13	0.15	A		3.9	2.0	0.20	0.25	Cd (p)		26500	26500	5000	17000	17000	11000		
		Cd (p)		21500	22000	4600	16500	Cd (p)		26500	26500	5000	17000	17000	11000	Cd (p)		26500	26500	5000	17000	17000	11000
		Cd (p)		21500	22000	4600	16500	Cd (p)		26500	26500	5000	17000	17000	11000	Cd (p)		26500	26500	5000	17000	17000	11000

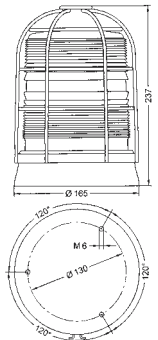


BLINDO STROBOFLASH AL N

BDSTFAL2J1FN BDSTFAL6J2FN
BDSTFAL2J2FN BDSTFAL15J1FN
BDSTFAL6J1FN BDSTFAL20J2FN

② ⑤ ⑱

BDSTFAL2J1FN1224DA2 ● 22467	BDSTFAL6J1FN110A3 ● 86915	BDSTFAL15J1FN1224D2 ● 22527
BDSTFAL2J1FN1224DA3 ● 22468	BDSTFAL6J1FN110A2 ● 86919	BDSTFAL15J1FN1224D3 ● 22528
BDSTFAL2J1FN1224DA5 ● 22470	BDSTFAL6J1FN240A2 ● 86910	BDSTFAL15J1FN1224D4 ● 22529
BDSTFAL2J1FN110A2 ● 86917	BDSTFAL6J1FN240A3 ● 86925	BDSTFAL15J1FN1224D5 ● 22530
BDSTFAL2J1FN240A2 ● 86902	BDSTFAL6J1FN240A4 ● 86909	BDSTFAL15J1FN110A2 ● 86914
BDSTFAL2J1FN240A3 ● 86926	BDSTFAL6J1FN240A5 ● 86920	BDSTFAL15J1FN240A5 ● 86875
BDSTFAL2J1FN240A5 ● 86897	BDSTFAL6J2FN1224DA2 ● 22503	BDSTFAL20J2FN1224D2 ● 22533
BDSTFAL2J2FN1224DA2 ● 22473	BDSTFAL6J2FN1224DA5 ● 22506	BDSTFAL20J2FN110A2 ● 22539
BDSTFAL2J2FN110A2 ● 22479	BDSTFAL6J2FN110A2 ● 22509	BDSTFAL20J2FN110A4 ● 22541
BDSTFAL2J2FN240A2 ● 22485	BDSTFAL6J2FN110A5 ● 22512	BDSTFAL20J2FN240A2 ● 22545
BDSTFAL2J2FN240A3 ● 22486	BDSTFAL6J2FN110A6 ○ 22513	BDSTFAL20J2FN240A5 ● 22548
BDSTFAL6J1FN1224DA2 ● 22497	BDSTFAL6J2FN240A2 ● 22515	BDSTFAL20J2FN240A3 ● 22546



Kg. 1,85

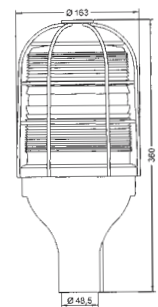


BLINDO STROBOFLASH AL AG

BDSTFAL2J1FAG BDSTFAL6J2FAG
BDSTFAL2J2FAG BDSTFAL15J1FAG
BDSTFAL6J1FAG BDSTFAL20J2FAG

⑤ ⑦ ⑱

BDSTFAL2J1FAG1224DA2 ● 22557	BDSTFAL6J2FAG1224DA2 ● 22593	BDSTFAL15J1FAG1224D2 ● 22617
BDSTFAL2J1FAG240A4 ● 86962	BDSTFAL6J2FAG110A2 ● 22599	BDSTFAL20J2FAG110A3 ● 86955
BDSTFAL2J1FAG240A5 ● 86963	BDSTFAL6J2FAG240A2 ● 22605	BDSTFAL20J2FAG1224DA2 ● 22623
BDSTFAL2J1FAG240A6 ○ 86964	BDSTFAL15J1FAG1224D2 ● 22617	BDSTFAL20J2FAG110A2 ● 22629
BDSTFAL2J2FAG1224DA2 ● 22563	BDSTFAL15J1FAG110A3 ● 86955	BDSTFAL20J2FAG240A2 ● 22635
BDSTFAL2J2FAG110A2 ● 22569	BDSTFAL20J2FAG1224DA2 ● 22623	
BDSTFAL2J2FAG240A2 ● 22575	BDSTFAL20J2FAG110A2 ● 22629	
BDSTFAL6J1FAG1224DA2 ● 22587	BDSTFAL20J2FAG240A2 ● 22635	
BDSTFAL6J1FAG240A5 ● 86971		



Kg. 2,0

Micro segnalatori luminosi a led integrati

Led integrated micro luminous signals

Luce fissa

Continuous light

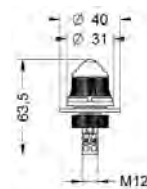


LD SP F
LDSPF
50 49

V	12	24	48	110	240	(±10%)		50/60 Hz	IP 66	
°C	-30 +50		On		1 2 3 4 5 6	PC	autoestinguente self-extinguishing			

V		12	24	48	-	-
V		110	240			
mA	20	20	20	35	30	
mA	20	20	20	35	30	

LDSPF12DA1	38051	LDSPF24DA3	38063	LDSPF48DA5	38075	LDSPF240A1	38091
LDSPF12DA2	38052	LDSPF24DA4	38064	LDSPF48DA6	38076	LDSPF240A2	38092
LDSPF12DA3	38053	LDSPF24DA5	38065	LDSPF110A1	38081	LDSPF240A3	38093
LDSPF12DA4	38054	LDSPF24DA6	38066	LDSPF110A2	38082	LDSPF240A4	38094
LDSPF12DA5	38055	LDSPF48DA1	38071	LDSPF110A3	38083	LDSPF240A5	38095
LDSPF12DA6	38056	LDSPF48DA2	38072	LDSPF110A4	38084	LDSPF240A6	38096
LDSPF24DA1	38061	LDSPF48DA3	38073	LDSPF110A5	38085		
LDSPF24DA2	38062	LDSPF48DA4	38074	LDSPF110A6	38086		



Kg. 0,026

Luce lampeggiante

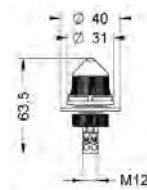
Flashing light



LD SP L
LDSPL
50 49

V	12	24	48	110	240	(±10%)		50/60 Hz	Flash/min. 110±20	
°C	-30 +50		On		1 2 3 4 5 6	PC	autoestinguente self-extinguishing			

LDSPL12DA1	38171	LDSPL24DA3	38183	LDSPL48DA5	38195	LDSPL240A1	38211
LDSPL12DA2	38172	LDSPL24DA4	38184	LDSPL48DA6	38196	LDSPL240A2	38212
LDSPL12DA3	38173	LDSPL24DA5	38185	LDSPL110A1	38201	LDSPL240A3	38213
LDSPL12DA4	38174	LDSPL24DA6	38186	LDSPL110A2	38202	LDSPL240A4	38214
LDSPL12DA5	38175	LDSPL48DA1	38191	LDSPL110A3	38203	LDSPL240A5	38215
LDSPL12DA6	38176	LDSPL48DA2	38192	LDSPL110A4	38204	LDSPL240A6	38216
LDSPL24DA1	38181	LDSPL48DA3	38193	LDSPL110A5	38205		
LDSPL24DA2	38182	LDSPL48DA4	38194	LDSPL110A6	38206		



Kg. 0,026

Installazione ad incasso foro Ø 12 mm. Fornito adattatore per foro Ø 16 mm - Ø 22 mm.
Flush mount in Ø 12 mm holes. Supplied with adapter for Ø 16 mm - Ø 22 mm holes.
Per ordinare l'opzione nera richiedere i codici. Code numbers for the black version are available on request.

Mini luci a led integrati

Led integrated mini beacons

Luce fissa

Continuous light



LD MINI OVO F
LDMINIOVOF
49 50

V	24	110	240	(±10%)		50/60 Hz	IP 66	
°C	-30 +50		On		1 2 3 4 5 6	PC	autoestinguente self-extinguishing	

V		24	-	-
V		110	240	
mA	55	60	45	
mA	50	60	45	

LDMINIOVOF24DA1	31601	LDMINIOVOF110A1	31611	LDMINIOVOF240A1	31621
LDMINIOVOF24DA2	31602	LDMINIOVOF110A2	31612	LDMINIOVOF240A2	31622
LDMINIOVOF24DA3	31603	LDMINIOVOF110A3	31613	LDMINIOVOF240A3	31623
LDMINIOVOF24DA4	31604	LDMINIOVOF110A4	31614	LDMINIOVOF240A4	31624
LDMINIOVOF24DA5	31605	LDMINIOVOF110A5	31615	LDMINIOVOF240A5	31625
LDMINIOVOF24DA6	31606	LDMINIOVOF110A6	31616	LDMINIOVOF240A6	31626



Kg. 0,047

Luce lampeggiante

Flashing light



LD MINI OVO L
LDMINIOVOL
49 50

V	24	110	240	(±10%)		50/60 Hz	Flash/min. 150±20	
°C	-30 +50		On		1 2 3 4 5 6	PC	autoestinguente self-extinguishing	

LDMINIOVOL24DA1	31631	LDMINIOVOL110A1	31641	LDMINIOVOL240A1	31651
LDMINIOVOL24DA2	31632	LDMINIOVOL110A2	31642	LDMINIOVOL240A2	31652
LDMINIOVOL24DA3	31633	LDMINIOVOL110A3	31643	LDMINIOVOL240A3	31653
LDMINIOVOL24DA4	31634	LDMINIOVOL110A4	31644	LDMINIOVOL240A4	31654
LDMINIOVOL24DA5	31635	LDMINIOVOL110A5	31645	LDMINIOVOL240A5	31655
LDMINIOVOL24DA6	31636	LDMINIOVOL110A6	31646	LDMINIOVOL240A6	31656



Kg. 0,047

Installazione ad incasso foro Ø 12 mm. Fornito adattatore per foro Ø 16 mm - Ø 22 mm.
Flush mount in Ø 12 mm holes. Supplied with adapter for Ø 16 mm - Ø 22 mm holes.

Segnalatori lineari a led integrati

Led integrated linear warning lights

V $\overline{\sim}$ 24	$\overline{\sim}$ -110	\sim -240	$(\pm 10\%)$	\equiv	\sim 50/60 Hz	Flash/min. 2x125 \pm 5
IP 54		°C -30 +50	On ∞		1 2 3 4 5 6	PC autoestinguente self-extinguishing

Triplo lampeggio per effetto flash
Three blinks for "flash" effect

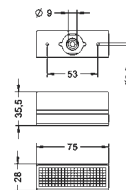


LD SX 5Q P
LDSX5QP

(49)

V \equiv	24	-	-	
V \sim	24	110	240	
	mA	70	30	30
	mA	70	30	30

LDSX5QP24DA1		36571	LDSX5QP110A1		36581	LDSX5QP240A1		36591
LDSX5QP24DA2		36572	LDSX5QP110A2		36582	LDSX5QP240A2		36592
LDSX5QP24DA3		36573	LDSX5QP110A3		36583	LDSX5QP240A3		36593
LDSX5QP24DA4		36574	LDSX5QP110A4		36584	LDSX5QP240A4		36594
LDSX5QP24DA5		36575	LDSX5QP110A5		36585	LDSX5QP240A5		36595
LDSX5QP24DA6		36576	LDSX5QP110A6		36586	LDSX5QP240A6		36596



Kg. 0,067

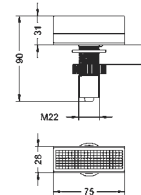


LD SX 5Q R
LDSX5QR

(49)

V \equiv	24	-	-	
V \sim	24	110	240	
	mA	70	30	30
	mA	70	30	30

LDSX5QR24DA1		36601	LDSX5QR110A1		36611	LDSX5QR240A1		36621
LDSX5QR24DA2		36602	LDSX5QR110A2		36612	LDSX5QR240A2		36622
LDSX5QR24DA3		36603	LDSX5QR110A3		36613	LDSX5QR240A3		36623
LDSX5QR24DA4		36604	LDSX5QR110A4		36614	LDSX5QR240A4		36624
LDSX5QR24DA5		36605	LDSX5QR110A5		36615	LDSX5QR240A5		36625
LDSX5QR24DA6		36606	LDSX5QR110A6		36616	LDSX5QR240A6		36626



Kg. 0,09

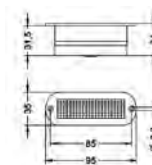


LD SX 5Q I
LDSX5QI

(49)

V \equiv	24	-	-	
V \sim	24	110	240	
	mA	70	30	30
	mA	70	30	30

LDSX5QI24DA1		36631	LDSX5QI110A1		36641	LDSX5QI240A1		36651
LDSX5QI24DA2		36632	LDSX5QI110A2		36642	LDSX5QI240A2		36652
LDSX5QI24DA3		36633	LDSX5QI110A3		36643	LDSX5QI240A3		36653
LDSX5QI24DA4		36634	LDSX5QI110A4		36644	LDSX5QI240A4		36654
LDSX5QI24DA5		36635	LDSX5QI110A5		36645	LDSX5QI240A5		36655
LDSX5QI24DA6		36636	LDSX5QI110A6		36646	LDSX5QI240A6		36656



Kg. 0,072

Luce fissa a led integrati

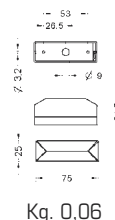
Continuous light signal with integrated leds

V 24 -48 -110 -240 (±10%)		50/60 Hz	IP 54	
°C -30 +50	On		1 2 3 4 5 6	PC

V	24	48	-	-
V			110	240
●●● mA	30	65	17	15
●●○ mA	30	70	17	15



LD85LNRFB24DA1 ● 66801	LD85LNRFB48DA3 ● 66813	LD85LNRFB110A5 ● 66825
LD85LNRFB24DA2 ● 66802	LD85LNRFB48DA4 ● 66814	LD85LNRFB110A6 ○ 66826
LD85LNRFB24DA3 ● 66803	LD85LNRFB48DA5 ● 66815	LD85LNRFB240A1 ● 66831
LD85LNRFB24DA4 ● 66804	LD85LNRFB48DA6 ○ 66816	LD85LNRFB240A2 ● 66832
LD85LNRFB24DA5 ● 66805	LD85LNRFB110A1 ● 66821	LD85LNRFB240A3 ● 66833
LD85LNRFB24DA6 ○ 66806	LD85LNRFB110A2 ● 66822	LD85LNRFB240A4 ● 66834
LD85LNRFB48DA1 ● 66811	LD85LNRFB110A3 ● 66823	LD85LNRFB240A5 ● 66835
LD85LNRFB48DA2 ● 66812	LD85LNRFB110A4 ● 66824	LD85LNRFB240A6 ○ 66836



Luce lampeggiante (fissa) a led integrati

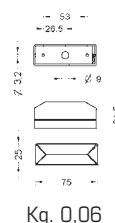
Flashing (continuous) light signal with integrated leds

V 24 -48 -110 -240 (±10%)		50/60 Hz	Flash/min. 0-150±20
IP 54	°C -30 +50	On	

V	24	48	-	-
V			110	240
●●● mA	65	65	20	20
●●○ mA	65	70	20	20



LD85LNRB24DA1 ● 66881	LD85LNRB48DA3 ● 66893	LD85LNRB110A5 ● 66905
LD85LNRB24DA2 ● 66882	LD85LNRB48DA4 ● 66894	LD85LNRB110A6 ○ 66906
LD85LNRB24DA3 ● 66883	LD85LNRB48DA5 ● 66895	LD85LNRB240A1 ● 66911
LD85LNRB24DA4 ● 66884	LD85LNRB48DA6 ○ 66896	LD85LNRB240A2 ● 66912
LD85LNRB24DA5 ● 66885	LD85LNRB110A1 ● 66901	LD85LNRB240A3 ● 66913
LD85LNRB24DA6 ○ 66886	LD85LNRB110A2 ● 66902	LD85LNRB240A4 ● 66914
LD85LNRB48DA1 ● 66891	LD85LNRB110A3 ● 66903	LD85LNRB240A5 ● 66915
LD85LNRB48DA2 ● 66892	LD85LNRB110A4 ● 66904	LD85LNRB240A6 ○ 66916



Luce 4 opzioni a led integrati

Led integrated 4 function signal

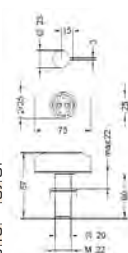
Dispositivo multifunzione: scorrimento, ballottaggio, lampeggiante, luce fissa
Multifunction device: sequential, alternating, blinking, continuous



V 24 -48 -110 -240 (±10%)		50/60 Hz	Flash/min. 0-150±20
IP 55	°C -30 +50	On	

V	24	48	-	-
V			110	240
●●● mA	65	65	20	20
●●○ mA	65	70	20	20

LD85LNROP4R24DA1 ● 66921	LD85LNROP4R48DA3 ● 66933	LD85LNROP4R110A5 ● 66945
LD85LNROP4R24DA2 ● 66922	LD85LNROP4R48DA4 ● 66934	LD85LNROP4R110A6 ○ 66946
LD85LNROP4R24DA3 ● 66923	LD85LNROP4R48DA5 ● 66935	LD85LNROP4R240A1 ● 66951
LD85LNROP4R24DA4 ● 66924	LD85LNROP4R48DA6 ○ 66936	LD85LNROP4R240A2 ● 66952
LD85LNROP4R24DA5 ● 66925	LD85LNROP4R110A1 ● 66941	LD85LNROP4R240A3 ● 66953
LD85LNROP4R24DA6 ○ 66926	LD85LNROP4R110A2 ● 66942	LD85LNROP4R240A4 ● 66954
LD85LNROP4R48DA1 ● 66931	LD85LNROP4R110A3 ● 66943	LD85LNROP4R240A5 ● 66955
LD85LNROP4R48DA2 ● 66932	LD85LNROP4R110A4 ● 66944	LD85LNROP4R240A6 ○ 66956



Semafori industriali a led

Industrial led traffic lights

V 12 \sim -24 \sim -48 \sim -110 \sim -240 \sim ($\pm 10\%$) 50/60 Hz IP 54/55

$^{\circ}\text{C}$ -30 +50 On 1 2 3 4 5 6 PC autoestinguente self-extinguishing

Luce fissa

Continuous light

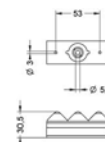


LD 3RAV B F
LD3RAVBF

65 49

V \sim	12	24	48	-	-
V \sim	110	240			
mA	25	25	25	15	15
mA	25	20	25	15	15

- LD3RAVBF32412DA 38280
- LD3RAVBF32424DA 38281
- LD3RAVBF32448DA 38282
- LD3RAVBF324110A 38283
- LD3RAVBF324240A 38284



Kg. 0,06

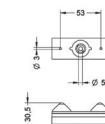


LD 2RV B F
LD2RVBF

65 49

V \sim	12	24	48	-	-
V \sim	110	240			
mA	25	25	25	15	15
mA	25	20	25	15	15

- LD2RVBF3412DA 38300
- LD2RVBF3424DA 38301
- LD2RVBF3448DA 38302
- LD2RVBF34110A 38303
- LD2RVBF34240A 38304



Kg. 0,05



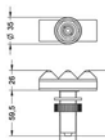
LD 3RAV R F
LD3RAVRF

IP 55

65 49

V \sim	12	24	48	-	-
V \sim	110	240			
mA	25	25	25	15	15
mA	25	20	25	15	15

- LD3RAVRF32412DA 38290
- LD3RAVRF32424DA 38291
- LD3RAVRF32448DA 38292
- LD3RAVRF324110A 38293
- LD3RAVRF324240A 38294



Kg. 0,08



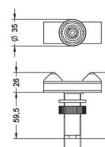
LD 2RV R F
LD2RVRF

IP 55

65 49

V \sim	12	24	48	-	-
V \sim	110	240			
mA	25	25	25	15	15
mA	25	20	25	15	15

- LD2RVRF3412DA 38310
- LD2RVRF3424DA 38311
- LD2RVRF3448DA 38312
- LD2RVRF34110A 38313
- LD2RVRF34240A 38314



Kg. 0,07

Altri colori disponibili a richiesta. Other colours available on request.
Per ordinare l'opzione nera richiedere i codici. Code numbers for the black version are available on request.

Segnalatori a led per semafori

Led signalling devices for traffic lights

V	24 -24 -48 -110 -240 ($\pm 10\%$)			50/60 Hz	Flash/min.	0-150 \pm 20	
IP	54	°C	-30 +50	On		1 2 3 4 5 6 PC	autoestinguente self-extinguishing

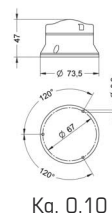
Luce lampeggiante (fissa)

Flashing (continuous) light



V		12	24	48	-	-
V					110	240
mA		65	65	65	20	20
mA		65	65	65	20	20

LD8QCBL6F/L12DA1	69091	LD8QCBL6F/L24DA5	69105	LD8QCBL6F/L110A3	69123
LD8QCBL6F/L12DA2	69092	LD8QCBL6F/L24DA6	69106	LD8QCBL6F/L110A4	69124
LD8QCBL6F/L12DA3	69093	LD8QCBL6F/L48DA1	69111	LD8QCBL6F/L110A5	69125
LD8QCBL6F/L12DA4	69094	LD8QCBL6F/L48DA2	69112	LD8QCBL6F/L110A6	69126
LD8QCBL6F/L12DA5	69095	LD8QCBL6F/L48DA3	69113	LD8QCBL6F/L240A1	69131
LD8QCBL6F/L12DA6	69096	LD8QCBL6F/L48DA4	69114	LD8QCBL6F/L240A2	69132
LD8QCBL6F/L24DA1	69101	LD8QCBL6F/L48DA5	69115	LD8QCBL6F/L240A3	69133
LD8QCBL6F/L24DA2	69102	LD8QCBL6F/L48DA6	69116	LD8QCBL6F/L240A4	69134
LD8QCBL6F/L24DA3	69103	LD8QCBL6F/L110A1	69121	LD8QCBL6F/L240A5	69135
LD8QCBL6F/L24DA4	69104	LD8QCBL6F/L110A2	69122	LD8QCBL6F/L240A6	69136



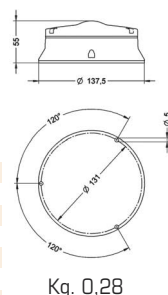
V		12	24	48	-	-
V					110	240
mA		90	90	100	20	20
mA		90	90	80	20	20

LD16QCBL9F/L12DA1	69141	LD16QCBL9F/L24DA5	69155	LD16QCBL9F/L110A3	69173
LD16QCBL9F/L12DA2	69142	LD16QCBL9F/L24DA6	69156	LD16QCBL9F/L110A4	69174
LD16QCBL9F/L12DA3	69143	LD16QCBL9F/L48DA1	69161	LD16QCBL9F/L110A5	69175
LD16QCBL9F/L12DA4	69144	LD16QCBL9F/L48DA2	69162	LD16QCBL9F/L110A6	69176
LD16QCBL9F/L12DA5	69145	LD16QCBL9F/L48DA3	69163	LD16QCBL9F/L240A1	69181
LD16QCBL9F/L12DA6	69146	LD16QCBL9F/L48DA4	69164	LD16QCBL9F/L240A2	69182
LD16QCBL9F/L24DA1	69151	LD16QCBL9F/L48DA5	69165	LD16QCBL9F/L240A3	69183
LD16QCBL9F/L24DA2	69152	LD16QCBL9F/L48DA6	69166	LD16QCBL9F/L240A4	69184
LD16QCBL9F/L24DA3	69153	LD16QCBL9F/L110A1	69171	LD16QCBL9F/L240A5	69185
LD16QCBL9F/L24DA4	69154	LD16QCBL9F/L110A2	69172	LD16QCBL9F/L240A6	69186



V		12	24	48	-	-
V					110	240
mA		105	105	120	20	20
mA		105	105	95	20	20

LD24QCBL12F/L12DA1	69191	LD24QCBL12F/L24DA5	69375	LD24QCBL12F/L110A3	69393
LD24QCBL12F/L12DA2	69192	LD24QCBL12F/L24DA6	69376	LD24QCBL12F/L110A4	69394
LD24QCBL12F/L12DA3	69193	LD24QCBL12F/L48DA1	69381	LD24QCBL12F/L110A5	69395
LD24QCBL12F/L12DA4	69194	LD24QCBL12F/L48DA2	69382	LD24QCBL12F/L110A6	69396
LD24QCBL12F/L12DA5	69195	LD24QCBL12F/L48DA3	69383	LD24QCBL12F/L240A1	69401
LD24QCBL12F/L12DA6	69196	LD24QCBL12F/L48DA4	69384	LD24QCBL12F/L240A2	69402
LD24QCBL12F/L24DA1	69371	LD24QCBL12F/L48DA5	69385	LD24QCBL12F/L240A3	69403
LD24QCBL12F/L24DA2	69372	LD24QCBL12F/L48DA6	69386	LD24QCBL12F/L240A4	69404
LD24QCBL12F/L24DA3	69373	LD24QCBL12F/L110A1	69391	LD24QCBL12F/L240A5	69405
LD24QCBL12F/L24DA4	69374	LD24QCBL12F/L110A2	69392	LD24QCBL12F/L240A6	69406



Semafori industriali

Industrial traffic lights

Luce fissa

Continuous light



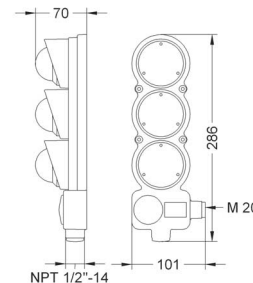
SMFR 6.3 F
SMFR6.3F

(47) (48)

V 12-24-48-110-240 (±10%)			50/60 Hz	IP 55	
°C -30 +50	On		1 2 3 4 5 6	PC	autoestinguente self-extinguishing

	V	12	24	48	110	240
	V					
	mA	415	210	105	45	20
	Cd (p)	30	30	10	3	3

SMFR6.3F32412DA		69480
SMFR6.3F32424DA		69481
SMFR6.3F32448DA		69482
SMFR6.3F324110DA		69483
SMFR6.3F324240DA		69484



Kg. 0,53

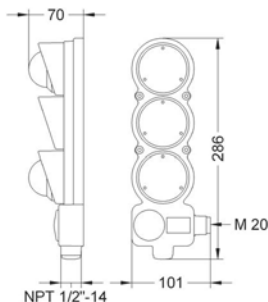


SMFR 6.2 F
SMFR6.2F

(47) (48)

	V	12	24	48	110	240
	V					
	mA	415	210	105	45	20
	Cd (p)	30	30	10	3	3

SMFR6.2F3412DA		69495
SMFR6.2F3424DA		69496
SMFR6.2F3448DA		69497
SMFR6.2F34110DA		69498
SMFR6.2F34240DA		69499



Kg. 0,50

Luce fissa - suono intermittente

Continuous light - intermittent sound



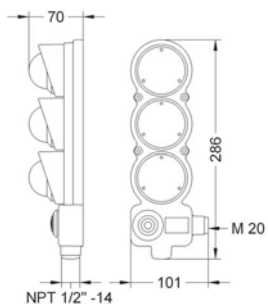
SMFR 6.3 F A
SMFR6.3FA

(47) (48)

V 12-24-48-110-240 (±10%)			50/60 Hz	IP 55	
	°C -30 +50	On		1 2 3 4 5 6	PC autoestinguente self-extinguishing

	V	12	24	48	110	240
	V				110	240
	mA	425	220	115	50	30
	Cd (p)	30	30	10	3	3
	dB(A)1m	82	82	82	82	82
	Hz 4000±300					F/m110

SMFR6.3FA32412DA		69522
SMFR6.3FA32424DA		69523
SMFR6.3FA32448DA		69524
SMFR6.3FA324110D		69592
SMFR6.3FA324110A		69525
SMFR6.3FA324240D		69593
SMFR6.3FA324240A		69526



Kg. 0,60

Altri colori disponibili a richiesta. Other colours available on request.
Versioni speciali luce lampeggiante a richiesta. I dati di assorbimento si riferiscono ad una sola sezione luminosa.
Special flashing light versions on request. The power consumption data refers to one light source only.

Semafori industriali

Industrial traffic lights

V 12-24-48-110-240 (±10%)			50/60 Hz	IP 55	
	°C -30 +50	On		1 2 3 4 5 6	PC autoestinguente self-extinguishing

Luce fissa - suono intermittente

Continuous light - intermittent sound

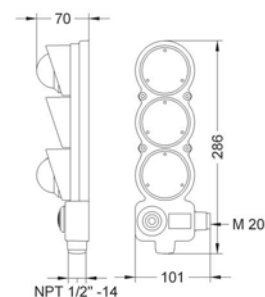


SMFR 6.2 F A
SMFR6.2FA

(47) (48)

	V	12	24	48	110	240
	V				110	240
	mA	425	220	115	50	30
	Cd (p)	30	30	10	3	3
	dB(A)1m	82	82	82	82	82
	Hz	4000±300				F/m110

SMFR6.2FA3412DA		69537
SMFR6.2FA3424DA		69538
SMFR6.2FA3448DA		69539
SMFR6.2FA34110D		69607
SMFR6.2FA34110A		69540
SMFR6.2FA34240D		69608
SMFR6.2FA34240A		69541



Kg. 0,52

Semafori industriali a led

Industrial led traffic lights

V 12 -24 -48 -110 -240 (±10%)			50/60 Hz	IP 65	
°C -30 +50	On		1 2 3 4 5 6	PC	autoestinguente self-extinguishing

Luce fissa (opzione luce lampeggiante a richiesta)

Continuous light (flashing light option available on request)

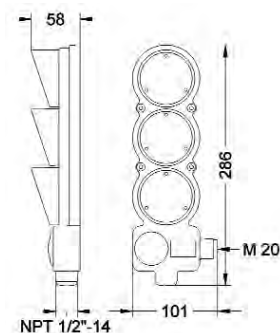


SMFR 6.3 LD 8Q
SMFR6.3LD8Q

(47) (48)

	V	12	24	48	-	-
	V				110	240
	mA	30	30	30	15	20
mA	30	30	30	15	20	

SMFR6.3LD8Q32412DA		69410
SMFR6.3LD8Q32424DA		69411
SMFR6.3LD8Q32448DA		69412
SMFR6.3LD8Q324110A		69413
SMFR6.3LD8Q324240A		69414



Kg. 0,58

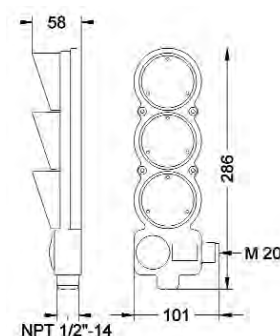


SMFR 6.2 LD 8Q
SMFR6.2LD8Q

(47) (48)

	V	12	24	48	-	-
	V				110	240
	mA	30	30	30	15	20
mA	30	30	30	15	20	

SMFR6.2LD8Q3412DA		69426
SMFR6.2LD8Q3424DA		69427
SMFR6.2LD8Q3448DA		69428
SMFR6.2LD8Q34110A		69429
SMFR6.2LD8Q34240A		69430



Kg. 0,56

Altri colori disponibili a richiesta. Other colours available on request.
Versioni speciali luce lampeggiante a richiesta. I dati di assorbimento si riferiscono ad una sola sezione luminosa.
Special flashing light versions on request. The power consumption data refers to one light source only.

Semafori industriali a led

Industrial led traffic lights

V	12 -24 -48 -110 -240 (±10%)		50/60 Hz	IP 55	
°C	-30 +50	On		1 2 3 4 5 6	PC
					autoestinguente self-extinguishing

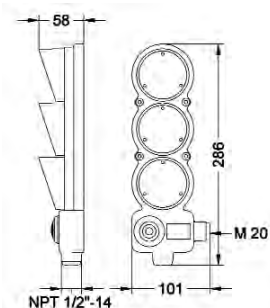
Luce fissa con acustica (opzione luce lampeggiante a richiesta)
Continuous light with acoustics (flashing light option available on request)



SMFR 6.3 LD 8Q A
SMFR6.3LD8QA
 (47) (48)

V		12	24	48	-	-
V					110	240
		40	40	40	20	30
		40	40	40	20	30
		40	40	40	20	30
		82	82	82	82	82

SMFR6.3LD8QA32412DA		69441
SMFR6.3LD8QA32424DA		69442
SMFR6.3LD8QA32448DA		69443
SMFR6.3LD8QA324110A		69444
SMFR6.3LD8QA324240A		69445



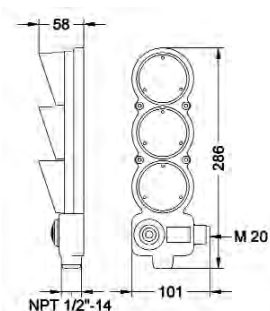
Kg. 0,65



SMFR 6.2 LD 8Q A
SMFR6.2LD8QA
 (47) (48)

V		12	24	48	-	-
V					110	240
		40	40	40	20	30
		40	40	40	20	30
		40	40	40	20	30
		82	82	82	82	82

SMFR6.2LD8QA3412DA		69456
SMFR6.2LD8QA3424DA		69457
SMFR6.2LD8QA3448DA		69458
SMFR6.2LD8QA34110A		69459
SMFR6.2LD8QA34240A		69460



Kg. 0,60

Semafori industriali

Industrial traffic lights

Luce fissa
Continuous light

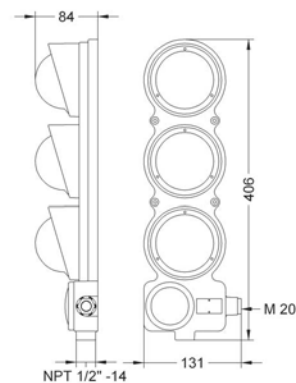
V	12-24-48-110-240 (±10%)		50/60 Hz	IP 55	
°C	-30 +50	On		1 2 3 4 5 6	PC
					autoestinguente self-extinguishing



SMFR 9.3 F
SMFR9.3F
 (47) (48)

	V		12	24	48	110	240
	V						
BA 15d 10W			830	415	210	90	45
LR BA 15d 10W			160	150	140	20	30

SMFR9.3F32412DA		69485
SMFR9.3F32424DA		69486
SMFR9.3F32448DA		69487
SMFR9.3F324110DA		69488
SMFR9.3F324240DA		69489



Kg. 0,75

Altri colori disponibili a richiesta. Other colours available on request.
 Versioni speciali luce lampeggiante a richiesta. I dati di assorbimento si riferiscono ad una sola sezione luminosa.
 Special flashing light versions on request. The power consumption data refers to one light source only.

Semafori industriali

Industrial traffic lights

Luce fissa

Continuous light

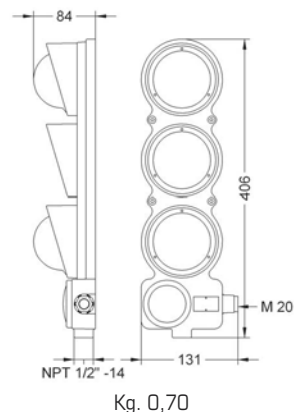


SMFR 9.2 F
SMFR9.2F
④⑦ ④⑧

V 12-24-48-110-240 (±10%)	☐	~ 50/60 Hz	IP 55	☐
°C -30 +50	On ∞	☐	1 2 3 4 5 6 PC	autoestinguento self-extinguishing

 BA 15d 10W LR BA 15d 10W	V ☐	12	24	48	110	240
	V ~					
	mA	830	415	210	90	45
	Cd (p)	160	150	140	20	30

SMFR9.2F3412DA	●●●	69500
SMFR9.2F3424DA	●●●	69501
SMFR9.2F3448DA	●●●	69502
SMFR9.2F34110DA	●●●	69503
SMFR9.2F34240DA	●●●	69504



Kg. 0,70

Luce fissa - suono continuo

Continuous light - continuous sound



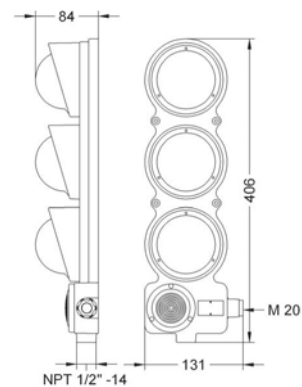
SMFR 9.3 F A
SMFR9.3FA
④⑦ ④⑧

V 12-24-48-110-240 (±10%)	☐	~ 50/60 Hz	IP 43
°C -30 +50	On ∞	☐	1 2 3 4 5 6 PC
🎵	autoestinguento self-extinguishing		

 BA 15d 10W LR BA 15d 10W	V ☐	12	24	48
	mA	880	450	230
	Cd (p)	160	150	140
	dB(A)1m	90	90	90
	Hz 650	🎵	F/m 0	

 BA 15d 10W LR BA 15d 10W	V ~	12	24	48	110	240
	mA	940	550	330	150	75
	Cd (p)	160	150	140	20	30
	dB(A)1m	85	85	85	85	85
	Hz 50	🎵	F/m 0			

SMFR9.3FA32412D	●●●	69594
SMFR9.3FA32412A	●●●	69527
SMFR9.3FA32424D	●●●	69595
SMFR9.3FA32424A	●●●	69528
SMFR9.3FA32448D	●●●	69596
SMFR9.3FA32448A	●●●	69529
SMFR9.3FA324110A	●●●	69530
SMFR9.3FA324240A	●●●	69531



Kg. 0,80

Semafori industriali

Industrial traffic lights

V 12-24-48-110-240 (±10%)			50/60 Hz	IP 43	
	°C -30 +50	On		1 2 3 4 5 6 PC	autoestinguente self-extinguishing

Luce fissa - suono continuo
Continuous light - continuous sound



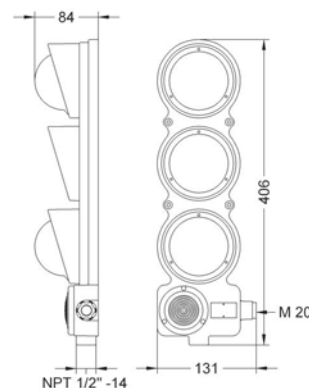
SMFR 9.2 F A
SMFR9.2FA

④⑦ ④⑧

	V	12	24	48	
	mA	880	450	230	
	Cd (p)	160	150	140	
	dB(A)1m	90	90	90	
	Hz	650		F/m 0	

	V	12	24	48	110	240
	mA	940	550	330	150	75
	Cd (p)	160	150	140	20	30
	dB(A)1m	85	85	85	85	85
	Hz	50			F/m 0	

SMFR9.2FA3412D			69609
SMFR9.2FA3412A			69542
SMFR9.2FA3424D			69610
SMFR9.2FA3424A			69543
SMFR9.2FA3448D			69611
SMFR9.2FA3448A			69544
SMFR9.2FA34110A			69545
SMFR9.2FA34240A			69546



Kg. 0,74

Semafori industriali a led

Industrial led traffic lights

V 12 24 48 110 240 (±10%)			50/60 Hz	IP 65	
°C -30 +50	On		1 2 3 4 5 6 PC	autoestinguente self-extinguishing	

Luce fissa (opzione luce lampeggiante a richiesta)
Continuous light (flashing light option available on request)

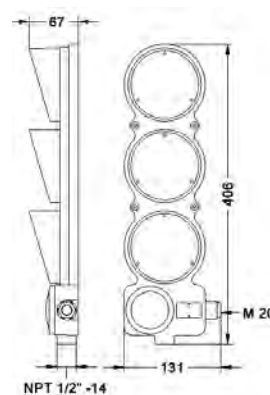


SMFR 9.3 LD 16Q
SMFR9.3LD16Q

④⑦ ④⑧

	V	12	24	48	-	-
	V				110	240
	mA	90	90	100	20	20
	mA	90	90	80	20	20

SMFR9.3LD16Q32412DA			69415
SMFR9.3LD16Q32424DA			69416
SMFR9.3LD16Q32448DA			69417
SMFR9.3LD16Q324110A			69418
SMFR9.3LD16Q324240A			69420



Kg. 0,83

Altri colori disponibili a richiesta. Other colours available on request.
 Versioni speciali luce lampeggiante a richiesta. I dati di assorbimento si riferiscono ad una sola sezione luminosa.
 Special flashing light versions on request. The power consumption data refers to one light source only.

Semafori industriali a led

Industrial led traffic lights

V 12 $\overline{\sim}$ 24 $\overline{\sim}$ 48 $\overline{\sim}$ 110 \sim 240 \sim ($\pm 10\%$)	$\overline{\sim}$	\sim 50/60 Hz	IP 65	
°C -30 +50	On ∞		1 2 3 4 5 6	PC autoestinguente self-extinguishing

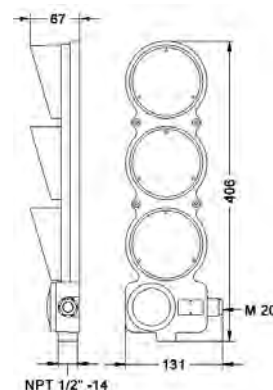
Luce fissa (opzione luce lampeggiante a richiesta)

Continuous light (flashing light option available on request)



V $\overline{\sim}$	12	24	48	-	-
V \sim				110	240
●●● mA	90	90	100	20	20
●●○ mA	90	90	80	20	20

SMFR9.2LD16Q3412DA	●●●	69431
SMFR9.2LD16Q3424DA	●●●	69432
SMFR9.2LD16Q3448DA	●●●	69433
SMFR9.2LD16Q34110A	●●●	69434
SMFR9.2LD16Q34240A	●●●	69435



Kg. 0,82

SMFR 9.2 LD 16Q
SMFR9.2LD16Q

(47) (48)

V 12 $\overline{\sim}$ 24 $\overline{\sim}$ 48 \sim 110 \sim 240 \sim ($\pm 10\%$)	$\overline{\sim}$	\sim 50/60 Hz	IP 43
musical note	°C -30 +50	On ∞	
			1 2 3 4 5 6
			PC autoestinguente self-extinguishing

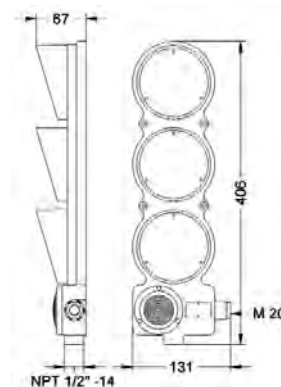
Luce fissa con acustica (opzione luce lampeggiante a richiesta)

Continuous light with acoustics (flashing light option available on request)



V $\overline{\sim}$	12	24			
●●● mA	140	130			
●●○ mA	140	130			
dB(A)1m	90	90			
V \sim	12	24	48	110	240
●●● mA	195	230	215	75	50
●●○ mA	195	230	195	75	50
dB(A)1m	85	85	85	85	85

SMFR9.3LD16QA32412D	●●●	69569
SMFR9.3LD16QA32412A	●●●	69446
SMFR9.3LD16QA32424D	●●●	69570
SMFR9.3LD16QA32424A	●●●	69447
SMFR9.3LD16QA32448A	●●●	69448
SMFR9.3LD16QA324110A	●●●	69449
SMFR9.3LD16QA324240A	●●●	69450



Kg. 0,91

SMFR 9.3 LD 16Q A
SMFR9.3LD16QA

(47) (48)

Altri colori disponibili a richiesta. Other colours available on request.
Versioni speciali luce lampeggiante a richiesta. I dati di assorbimento si riferiscono ad una sola sezione luminosa.
Special flashing light versions on request. The power consumption data refers to one light source only.

Semafori industriali

Industrial traffic lights

Luce a flash
Xenon flashing light



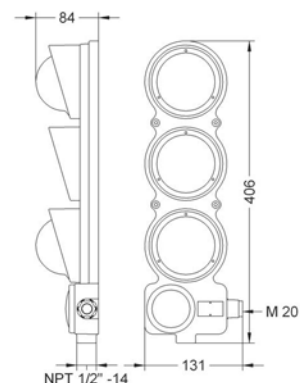
SMFR 9.2 X 1J 1F
SMFR9.2X1J1F

47 48

V 12÷24-110-240 (±10%)			50/60 Hz	J 1	Flash/min. 1F: 65±10
IP 55		°C -10 +40	On		1 2 3 4 5 6
					PC autoestinguente self-extinguishing

1F	V	12 ÷ 24		-	-
	V	110	240		
Xenon 1J LRX 1J	mA	150	80	45	45
	Cd (p)	2000	2000	1000	1000

SMFR9.2X1J1F3412/24DA ●●● 69516
SMFR9.2X1J1F34110A ●●● 69517
SMFR9.2X1J1F34240A ●●● 69518



Kg. 0,78

Luce a flash - suono continuo
Xenon flashing light - continuous sound



SMFR 9.3 X 1J 1F A
SMFR9.3X1J1FA

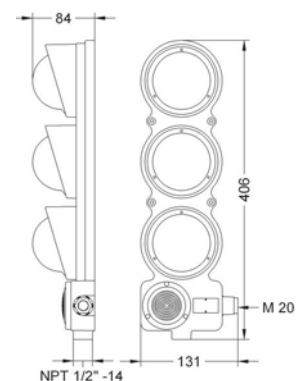
47 48

V 12-24-110-240 (±10%)			50/60 Hz	J 1	Flash/min. 1F: 65±10	IP 43
	°C -10 +40	On		1 2 3 4 5 6	PC autoestinguente self-extinguishing	

1F	V	12	24
	mA	200	120
Xenon 1J LRX 1J	Cd (p)	2000	2000
	dB(A)1m	90	90
	Hz	650±50	

1F	V	12	24	110	240
	mA	260	220	100	75
Xenon 1J LRX 1J	Cd (p)	2000	2000	1000	1000
	dB(A)1m	85	85	85	85
	Hz	50	F/m 0		

SMFR9.3X1J1FA32412D ●●● 69619
SMFR9.3X1J1FA32412A ●●● 69552
SMFR9.3X1J1FA32424D ●●● 69620
SMFR9.3X1J1FA32424A ●●● 69621
SMFR9.3X1J1FA324110A ●●● 69553
SMFR9.3X1J1FA324240A ●●● 69554



Kg. 0,85

Altri colori disponibili a richiesta. I dati di assorbimento si riferiscono ad una sola sezione luminosa.
Other colours available on request. The power consumption data refers to one light source only.

Semafori industriali

Industrial traffic lights

Luce a flash - suono continuo
Xenon flashing light - continuous sound



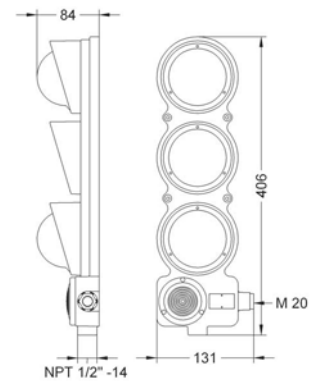
SMFR 9.2 X 1J 1F A
SMFR9.2X1J1FA
 (47) (48)

V 12-24-110-240 (±10%)			50/60 Hz	J 1	Flash/min. 1F: 65±10
IP 43		°C -10 +40	On		1 2 3 4 5 6 PC autoestinguente self-extinguishing

1F 	V	12	24
	mA	200	120
	Cd (p)	2000	2000
	dB(A)1m	90	90
Xenon 1J LRX 1J	Hz	650±50	

1F 	V	12	24	110	240
	mA	260	220	100	75
	Cd (p)	2000	2000	1000	1000
	dB(A)1m	85	85	85	85
	Xenon 1J LRX 1J	Hz 50	F/m 0		

- SMFR9.2X1J1FA3412D ●●● 69629
- SMFR9.2X1J1FA3412A ●●● 69558
- SMFR9.2X1J1FA3424D ●●● 69630
- SMFR9.2X1J1FA3424A ●●● 69631
- SMFR9.2X1J1FA34110A ●●● 69559
- SMFR9.2X1J1FA34240A ●●● 69560



Kg. 0,80

Luce fissa
Continuous light

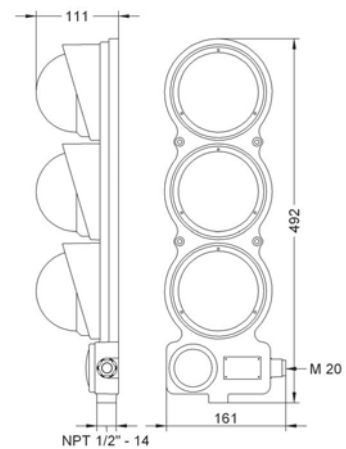


SMFR 12.3 F
SMFR12.3F
 (47) (48)

V 12-24-48-110-240 (±10%)			50/60 Hz	IP 55	
°C -30 +50	On		1 2 3 4 5 6 PC autoestinguente self-extinguishing		

	V	12	24	48	110	240
	V					
	A	2.1	1.1	0.52	0.22	0.10
	BA 15d 25W LR BA 15d 25W	Cd (p)	450	500	500	50

- SMFR12.3F32412DA ●●● 69490
- SMFR12.3F32424DA ●●● 69491
- SMFR12.3F32448DA ●●● 69492
- SMFR12.3F324110DA ●●● 69493
- SMFR12.3F324240DA ●●● 69494



Kg. 1,00

Altri colori disponibili a richiesta. Versioni speciali luce lampeggiante a richiesta.
 I dati di assorbimento si riferiscono ad una sola sezione luminosa.
 Other colours available on request. Special flashing light versions on request.
 The power consumption data refers to one light source only.

Semafori industriali

Industrial traffic lights

Luce fissa Continuous light



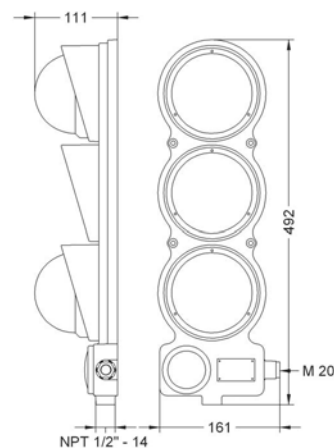
SMFR 12.2 F
SMFR12.2F

④⑦ ④⑧

V 12-24-48-110-240 (±10%)	☰	~ 50/60 Hz	IP 55	☐
°C -30 +50	On ∞	☞	1 2 3 4 5 6	PC autoestinguente self-extinguishing

 BA 15d 25W LR BA 15d 25W	V ☰	12	24	48	110	240
	V ~					
	A	2.1	1.1	0.52	0.22	0.10
	Cd (p)	450	500	500	50	80

SMFR12.2F3412DA	●●●	69505
SMFR12.2F3424DA	●●●	69506
SMFR12.2F3448DA	●●●	69507
SMFR12.2F34110DA	●●●	69508
SMFR12.2F34240DA	●●●	69509



Kg. 0,90

Luce fissa - suono continuo Continuous light - continuous sound



SMFR 12.3 F A
SMFR12.3FA

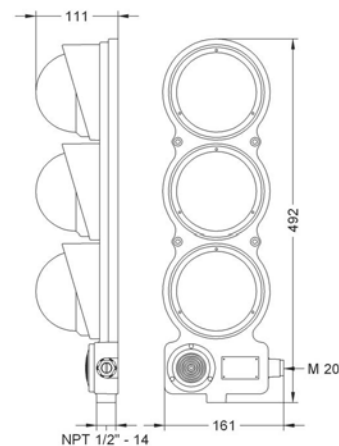
④⑦ ④⑧

V 12-24-48-110-240 (±10%)	☰	~ 50/60 Hz	IP 43	
🎵	°C -30 +50	On ∞	☞	1 2 3 4 5 6 PC autoestinguente self-extinguishing

 BA 15d 25W LR BA 15d 25W	V ☰	12	24	48
	A	2.15	1.15	0.54
	Cd (p)	450	500	500
	dB(A)1m	90	90	90
	Hz 650			🎵 F/m 0

 BA 15d 25W LR BA 15d 25W	V ~	12	24	48	110	240
	A	2.2	1.25	0.65	0.28	0.13
	Cd (p)	450	500	500	50	80
	dB(A)1m	85	85	85	85	85
	Hz 50					🎵 F/m 0

SMFR12.3FA32412D	●●●	69599
SMFR12.3FA32412A	●●●	69532
SMFR12.3FA32424D	●●●	69600
SMFR12.3FA32424A	●●●	69533
SMFR12.3FA32448D	●●●	69601
SMFR12.3FA32448A	●●●	69534
SMFR12.3FA324110A	●●●	69535
SMFR12.3FA324240A	●●●	69536



Kg. 1,05

Altri colori disponibili a richiesta. Versioni speciali luce lampeggiante a richiesta.
I dati di assorbimento si riferiscono ad una sola sezione luminosa.
Other colours available on request. Special flashing light versions on request.
The power consumption data refers to one light source only.

Semafori industriali

Industrial traffic lights

Luce fissa - suono continuo
Continuous light - continuous sound

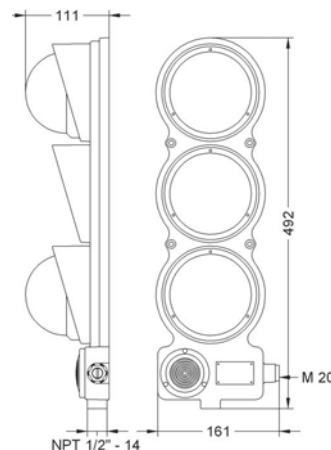


V 12-24-48-110-240 (±10%)	☰	~ 50/60 Hz	IP 43
🎵	°C -30 +50	On ∞	1 2 3 4 5 6 PC autoestinguente self-extinguishing

 BA 15d 25W LR BA 15d 25W	V ☰	12	24	48
	A	2.15	1.15	0.54
	Cd (p)	450	500	500
	dB(A)1m	90	90	90
	Hz 650	🎵 F/m 0		

 BA 15d 25W LR BA 15d 25W	V ~	12	24	48	110	240
	A	2.2	1.25	0.65	0.28	0.13
	Cd (p)	450	500	500	50	80
	dB(A)1m	85	85	85	85	85
	Hz 50	🎵 F/m 0				

SMFR12.2FA3412D	●●	69614
SMFR12.2FA3412A	●●	69547
SMFR12.2FA3424D	●●	69615
SMFR12.2FA3424A	●●	69548
SMFR12.2FA3448D	●●	69616
SMFR12.2FA3448A	●●	69549
SMFR12.2FA34110A	●●	69550
SMFR12.2FA34240A	●●	69551



Kg. 1,00

SMFR 12.2 F A
SMFR12.2FA
 (47) (48)

Semafori industriali a led

Industrial led traffic lights

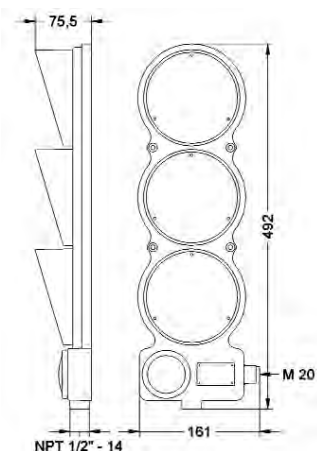
Luce fissa (opzione luce lampeggiante a richiesta)
Continuous light (flashing light option available on request)



V 12-24-48-110-240 (±10%)	☰	~ 50/60 Hz	IP 65
°C -30 +50	On ∞	1 2 3 4 5 6 PC	autoestinguente self-extinguishing

	V ☰	12	24	48	-	-
	V ~	12	24	48	110	240
●●	mA	105	105	120	20	20
●○	mA	105	105	95	20	20

SMFR12.3LD24Q32412DA	●●●	69421
SMFR12.3LD24Q32424DA	●●●	69422
SMFR12.3LD24Q32448DA	●●●	69423
SMFR12.3LD24Q324110A	●●●	69424
SMFR12.3LD24Q324240A	●●●	69425



Kg. 1,25

SMFR 12.3 LD 24Q
SMFR12.3LD24Q
 (47) (48)

Altri colori disponibili a richiesta. I dati di assorbimento si riferiscono ad una sola sezione luminosa.
 Other colours available on request. The power consumption data refers to one light source only.

Semafori industriali a led

Industrial led traffic lights

Luce fissa (opzione luce lampeggiante a richiesta)
Continuous light (flashing light option available on request)

V	12 -24 -48 -110 -240 (±10%)			50/60 Hz	IP 65	
°C	-30 +50	On		1 2 3 4 5 6	PC	autoestinguente self-extinguishing

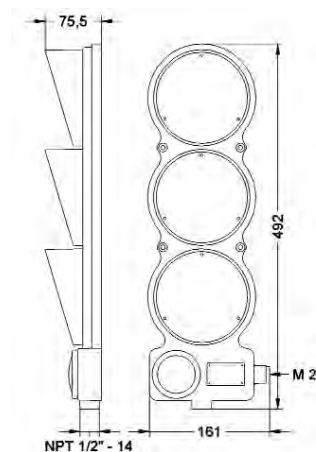


SMFR 12.2 LD 24Q
SMFR12.2LD24Q

(47) (48)

V		12	24	48	-	-
V					110	240
mA		105	105	120	20	20
mA		105	105	95	20	20

SMFR12.2LD24Q3412DA		69436
SMFR12.2LD24Q3424DA		69437
SMFR12.2LD24Q3448DA		69438
SMFR12.2LD24Q34110A		69439
SMFR12.2LD24Q34240A		69440



Kg. 1,05

Luce fissa con acustica (opzione luce lampeggiante a richiesta)
Continuous light with acoustics (flashing light option available on request)

V	12 -24 -48 -110 -240 (±10%)			50/60 Hz	IP 43		
	°C	-30 +50	On		1 2 3 4 5 6	PC	autoestinguente self-extinguishing

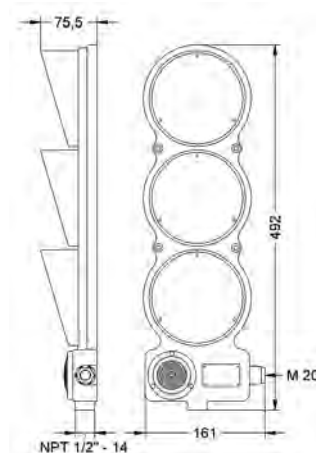


SMFR 12.3 LD 24Q A
SMFR12.3LD24QA

(47) (48)

V		12	24			
mA		155	145			
mA		155	145			
dB(A)1m		90	90			
V		12	24	48	110	240
mA		210	245	235	75	50
mA		210	245	210	75	50
dB(A)1m		85	85	85	85	85

SMFR12.3LD24QA32412D		69574
SMFR12.3LD24QA32412A		69451
SMFR12.3LD24QA32424D		69575
SMFR12.3LD24QA32424A		69452
SMFR12.3LD24QA32448A		69453
SMFR12.3LD24QA324110A		69454
SMFR12.3LD24QA324240A		69455



Kg. 1,30

Altri colori disponibili a richiesta. Other colours available on request.

Versioni speciali luce lampeggiante a richiesta. I dati di assorbimento si riferiscono ad una sola sezione luminosa. Special flashing light versions on request. The power consumption data refers to one light source only.

Semafori industriali a led

Industrial led traffic lights

Luce fissa con acustica (opzione luce lampeggiante a richiesta)
Continuous light with acoustics (flashing light option available on request)



SMFR 12.2 LD 24Q A
SMFR12.2LD24QA

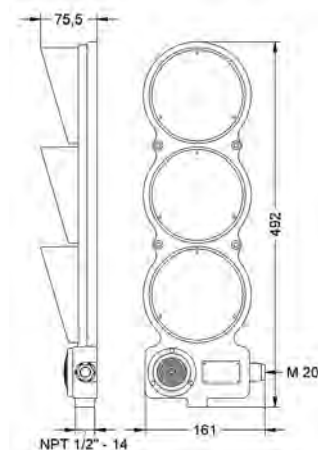
47 48

V	12 $\overline{=}$ 24 $\overline{=}$ -48 \sim -110 \sim -240 \sim ($\pm 10\%$)	$\overline{=}$	\sim 50/60 Hz	IP 43
°C	-30 +50	On ∞		1 2 3 4 5 6 PC
autoestinguente self-extinguishing				

V $\overline{=}$	12	24
●●● mA	155	145
●●○ mA	155	145
dB(A)1m	90	90

V \sim	12	24	48	110	240
●●● mA	210	245	235	75	50
●●○ mA	210	245	210	75	50
dB(A)1m	85	85	85	85	85

SMFR12.2LD24QA3412D	●●●	69584
SMFR12.2LD24QA3412A	●●○	69466
SMFR12.2LD24QA3424D	●●●	69585
SMFR12.2LD24QA3424A	●●○	69467
SMFR12.2LD24QA3448A	●●●	69468
SMFR12.2LD24QA34110A	●●●	69469
SMFR12.2LD24QA34240A	●●○	69470



Kg. 1,10

Semafori industriali

Industrial traffic lights

Luce a flash
Xenon flashing light



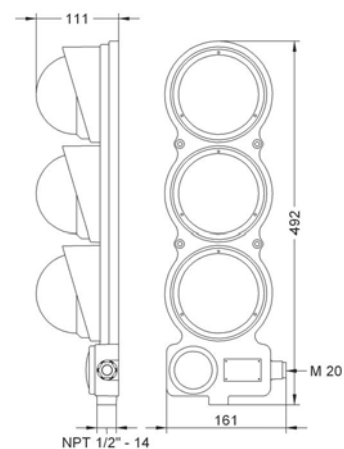
SMFR 12.3 X 6J 1F
SMFR12.3X6J1F

47 48

V	12 \div 24 -110 -240 ($\pm 10\%$)	$\overline{=}$	\sim 50/60 Hz	J 6	Flash/min. 1F: 65 \pm 10
IP 55	\square °C -10 +40	On ∞		1 2 3 4 5 6 PC	autoestinguente self-extinguishing

1F Xenon 6J LRX 6J	V $\overline{=}$	-	-
	V \sim	12 \div 24	110 240
	A	1.2 1.3 0.35 0.22	
	Cd (p)	4800 4800 3200 5000	

SMFR12.3X6J1F32412/24DA	●●●	69513
SMFR12.3X6J1F324110A	●●○	69514
SMFR12.3X6J1F324240A	●●●	69515



Kg. 1,15

Altri colori disponibili a richiesta. I dati di assorbimento si riferiscono ad una sola sezione luminosa.
 Other colours available on request. The power consumption data refers to one light source only.

Semafori industriali

Industrial traffic lights

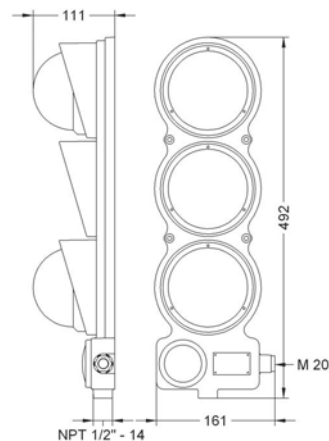
Luce a flash
Xenon flashing light



V 12÷24-110-240 (±10%)	\equiv	\sim 50/60 Hz	J 6	Flash/min. 1F: 65±10
IP 55	$^{\circ}\text{C}$ -10 +40	On ∞		1 2 3 4 5 6
				PC autoestinguente self-extinguishing

1F	V \equiv	12 ÷ 24		-	-
	V \sim	110		240	
 Xenon 6J LRX 6J	A	1.2	1.3	0.35	0.22
	Cd (p)	4800	4800	3200	5000

SMFR12.2X6J1F3412/24DA	●●●	69519
SMFR12.2X6J1F34110A	●●●	69520
SMFR12.2X6J1F34240A	●●●	69521



SMFR 12.2 X 6J 1F
SMFR12.2X6J1F

47 48

Kg. 1,05

Luce a flash - suono continuo
Xenon flashing light - continuous sound

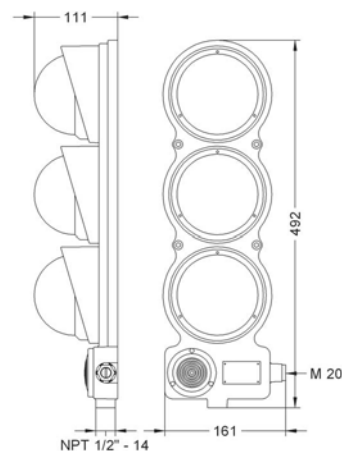


V 12-24-110-240 (±10%)	\equiv	\sim 50/60 Hz	J 6	Flash/min. 1F: 65±10	IP 43
	$^{\circ}\text{C}$ -10 +40	On ∞		1 2 3 4 5 6	PC autoestinguente self-extinguishing

1F	V \equiv	12	24
	A	1.25	1.35
 Xenon 6J LRX 6J	Cd (p)	4800	4800
	dB(A)1m	90	90
	Hz	650±50	

1F	V \sim	12	24	110	240
	A	1.3	1.45	0.4	0.25
 Xenon 6J LRX 6J	Cd (p)	4800	4800	3200	5000
	dB(A)1m	85	85	85	85
	Hz	50	F/m		

SMFR12.3X6J1FA32412D	●●●	69624
SMFR12.3X6J1FA32412A	●●●	69555
SMFR12.3X6J1FA32424D	●●●	69625
SMFR12.3X6J1FA32424A	●●●	69626
SMFR12.3X6J1FA324110A	●●●	69556
SMFR12.3X6J1FA324240A	●●●	69557



SMFR 12.3 X 6J 1F A
SMFR12.3X6J1F A

47 48

Kg. 1,20

Altri colori disponibili a richiesta. I dati di assorbimento si riferiscono ad una sola sezione luminosa.
Other colours available on request. The power consumption data refers to one light source only.

Semafori industriali

Industrial traffic lights

Luce a flash - suono continuo
Xenon flashing light - continuous sound

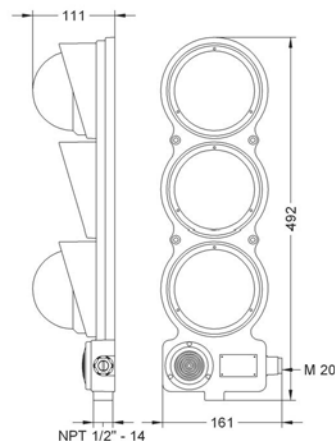
V	12-24-110-240 (±10%)	≡	~	50/60 Hz	J	6	Flash/min.	1F: 65±10
IP	43	🎵	°C	-10 +40	On	🔊	1 2 3 4 5 6	PC autoestinguente self-extinguishing



F1 Xenon 6J LRX 6J	V ≡	12	24
	A	1.25	1.35
	Cd (p)	4800	4800
	dB(A)1m	90	90
	Hz	650±50	

F1 Xenon 6J LRX 6J	V ~	12	24	110	240
	A	1.3	1.45	0.4	0.25
	Cd (p)	4800	4800	3200	5000
	dB(A)1m	85	85	85	85
	Hz	50	🎵 — F/m		

SMFR12.2X6J1FA3412D	●●	69634
SMFR12.2X6J1FA3412A	●●	69561
SMFR12.2X6J1FA3424D	●●	69635
SMFR12.2X6J1FA3424A	●●	69636
SMFR12.2X6J1FA34110A	●●	69562
SMFR12.2X6J1FA34240A	●●	69563



Kg. 1,10

SMFR 12.2 X 6J 1F A
SMFR12.2X6J1FA

④⑦ ④⑧

Altri colori disponibili a richiesta. I dati di assorbimento si riferiscono ad una sola sezione luminosa.
 Other colours available on request. The power consumption data refers to one light source only.



Linea luminosa . Luminous range



italian
quality



Made in Italy

SIRENA S.p.A.

**Linea
acustico/
luminosa**

**Acoustic/
luminous
range**

Industria
Leader



**Linea acustico/
luminosa**
**Acoustic/luminous
range**

**Dispositivi di segnalazione
acustico/luminosa**
**Double warning
signals-audible/visual**

**149-
157**



CTL A 600 FCL
LD 085 CTL A 600



CTL A 900 FCL
LD 165 CTL A 900
CTL KA 900



CTL A 1200 FCL
LD 245 CTL A 1200
CTL KA 1200



MICROLAMP A FCL
LD 125 MICRO A
MICROXENOLAMP A



SLEM
LD 125 SLEM
SLEM X



SUPERVOLUX



SIRLAMP MS 5
LD 125 SIRLAMP MS5
SIRLAMP X

Linea acustico/luminosa . Acoustic/luminous range



Dispositivi di segnalazione acustico/luminosa a led integrati

Led integrated double warning signals - audible/visual

V 24 $\overline{\sim}$ -48 $\overline{\sim}$ -110 \sim -240 \sim ($\pm 10\%$)	$\overline{\sim}$ \sim 50/60 Hz	Flash/min. 0-150 ± 20	IP 30
On ∞	On ∞	1 2 3 4 5 6	PC autoestinguente self-extinguishing

Luce lampeggiante (fissa) - suono intermittente (continuo)

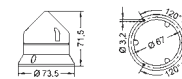
Flashing (continuous) light - intermittent (continuous) sound



LD 085 CTL A 600
LD085CTLA600

(B)

V $\overline{\sim}$	24	48	-	-
V \sim			110	240
$\bullet \bullet \bullet$ mA	70	65	20	20
$\bullet \circ$ mA	70	70	20	20
dB(A)1m	65	65	65	65
Hz 3600	F/m 110	F/m 0		



Kg. 0,09

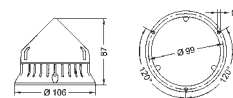
LD085CTLA60024DA1	• 66001	LD085CTLA60048DA1	• 66011	LD085CTLA600110A1	• 66021	LD085CTLA600240A1	• 66031
LD085CTLA60024DA2	• 66002	LD085CTLA60048DA2	• 66012	LD085CTLA600110A2	• 66022	LD085CTLA600240A2	• 66032
LD085CTLA60024DA3	• 66003	LD085CTLA60048DA3	• 66013	LD085CTLA600110A3	• 66023	LD085CTLA600240A3	• 66033
LD085CTLA60024DA4	• 66004	LD085CTLA60048DA4	• 66014	LD085CTLA600110A4	• 66024	LD085CTLA600240A4	• 66034
LD085CTLA60024DA5	• 66005	LD085CTLA60048DA5	• 66015	LD085CTLA600110A5	• 66025	LD085CTLA600240A5	• 66035
LD085CTLA60024DA6	• 66006	LD085CTLA60048DA6	• 66016	LD085CTLA600110A6	• 66026	LD085CTLA600240A6	• 66036



LD 165 CTL A 900
LD165CTLA900

(B)

V $\overline{\sim}$	24	48	-	-
V \sim			110	240
$\bullet \bullet \bullet$ mA	90	100	20	20
$\bullet \circ$ mA	90	80	20	20
dB(A)1m	72	72	72	72
Hz 2700	F/m 110	F/m 0		



Kg. 0,21

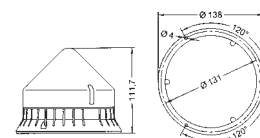
LD165CTLA90024DA1	• 66041	LD165CTLA90048DA1	• 66051	LD165CTLA900110A1	• 66061	LD165CTLA900240A1	• 66071
LD165CTLA90024DA2	• 66042	LD165CTLA90048DA2	• 66052	LD165CTLA900110A2	• 66062	LD165CTLA900240A2	• 66072
LD165CTLA90024DA3	• 66043	LD165CTLA90048DA3	• 66053	LD165CTLA900110A3	• 66063	LD165CTLA900240A3	• 66073
LD165CTLA90024DA4	• 66044	LD165CTLA90048DA4	• 66054	LD165CTLA900110A4	• 66064	LD165CTLA900240A4	• 66074
LD165CTLA90024DA6	• 66045	LD165CTLA90048DA5	• 66055	LD165CTLA900110A5	• 66065	LD165CTLA900240A5	• 66075
LD165CTLA90024DA6	• 66046	LD165CTLA90048DA6	• 66056	LD165CTLA900110A6	• 66066	LD165CTLA900240A6	• 66076



LD 245 CTL A 1200
LD245CTLA1200

(B)

V $\overline{\sim}$	24	48	-	-
V \sim			110	240
$\bullet \bullet \bullet$ mA	105	120	20	20
$\bullet \circ$ mA	105	95	20	20
dB(A)1m	85	85	85	85
Hz 3600	F/m 110	F/m 0		



Kg. 0,29

LD245CTLA120024DA1	• 66081	LD245CTLA120048DA1	• 66091	LD245CTLA1200110A1	• 66101	LD245CTLA1200240A1	• 66111
LD245CTLA120024DA2	• 66082	LD245CTLA120048DA2	• 66092	LD245CTLA1200110A2	• 66102	LD245CTLA1200240A2	• 66112
LD245CTLA120024DA3	• 66083	LD245CTLA120048DA3	• 66093	LD245CTLA1200110A3	• 66103	LD245CTLA1200240A3	• 66113
LD245CTLA120024DA4	• 66084	LD245CTLA120048DA4	• 66094	LD245CTLA1200110A4	• 66104	LD245CTLA1200240A4	• 66114
LD245CTLA120024DA5	• 66085	LD245CTLA120048DA5	• 66095	LD245CTLA1200110A5	• 66105	LD245CTLA1200240A5	• 66115
LD245CTLA120024DA6	• 66086	LD245CTLA120048DA6	• 66096	LD245CTLA1200110A6	• 66106	LD245CTLA1200240A6	• 66116

Dispositivi di segnalazione acustico/luminosa

Double warning signals-audible/visual

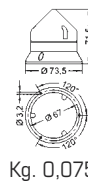
V 12-24-48-110-240 (±10%)	==	~ 50/60 Hz	Flash/min. 110±20-0	IP 30	☐
🎵	°C -30 +50	On ∞	🔊	1 2 3 4 5 6	PC autoestinguente self-extinguishing

Luce lampeggiante (e fissa) - suono intermittente (e continuo) Flashing (and continuous) light - intermittent (and continuous) sound



BA 15d 5W LR BA 15d 5W	V ==	12	24	48	-	-
	V ~				110	240
	mA	430	220	110	50	25
	Cd (p)	30	30	10	3	3
	dB(A)1m	65	65	65	65	65
	Hz 3600	🎵 F/m 110		🎵 F/m 0		

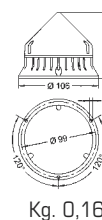
CTLA600FCL12DA1	●	33651	CTLA600FCL24DA5	●	33665	CTLA600FCL110A3	●	33683
CTLA600FCL12DA2	●	33652	CTLA600FCL24DA6	○	33666	CTLA600FCL110A4	●	33684
CTLA600FCL12DA3	●	33653	CTLA600FCL48DA1	●	33671	CTLA600FCL110A5	●	33685
CTLA600FCL12DA4	●	33654	CTLA600FCL48DA2	●	33672	CTLA600FCL110A6	○	33686
CTLA600FCL12DA5	●	33655	CTLA600FCL48DA3	●	33673	CTLA600FCL240A1	●	33701
CTLA600FCL12DA6	○	33656	CTLA600FCL48DA4	●	33674	CTLA600FCL240A2	●	33702
CTLA600FCL24DA1	●	33661	CTLA600FCL48DA5	●	33675	CTLA600FCL240A3	●	33703
CTLA600FCL24DA2	●	33662	CTLA600FCL48DA6	○	33676	CTLA600FCL240A4	●	33704
CTLA600FCL24DA3	●	33663	CTLA600FCL110A1	●	33681	CTLA600FCL240A5	●	33705
CTLA600FCL24DA4	●	33664	CTLA600FCL110A2	●	33682	CTLA600FCL240A6	○	33706



BA 15d 10W LR BA 15d 10W	V ==	12	24	48	-	-
	V ~				110	240
	mA	850	440	210	90	43
	Cd (p)	160	150	140	20	30
	dB(A)1m	72	72	72	72	72
	Hz 2700	🎵 F/m 110		🎵 F/m 0		



CTLA900FCL12DA1	●	33711	CTLA900FCL24DA5	●	33725	CTLA900FCL110A3	●	33743
CTLA900FCL12DA2	●	33712	CTLA900FCL24DA6	○	33726	CTLA900FCL110A4	●	33744
CTLA900FCL12DA3	●	33713	CTLA900FCL48DA1	●	33731	CTLA900FCL110A5	●	33745
CTLA900FCL12DA4	●	33714	CTLA900FCL48DA2	●	33732	CTLA900FCL110A6	○	33746
CTLA900FCL12DA5	●	33715	CTLA900FCL48DA3	●	33733	CTLA900FCL240A1	●	33761
CTLA900FCL12DA6	○	33716	CTLA900FCL48DA4	●	33734	CTLA900FCL240A2	●	33762
CTLA900FCL24DA1	●	33721	CTLA900FCL48DA5	●	33735	CTLA900FCL240A3	●	33763
CTLA900FCL24DA2	●	33722	CTLA900FCL48DA6	○	33736	CTLA900FCL240A4	●	33764
CTLA900FCL24DA3	●	33723	CTLA900FCL110A1	●	33741	CTLA900FCL240A5	●	33765
CTLA900FCL24DA4	●	33724	CTLA900FCL110A2	●	33742	CTLA900FCL240A6	○	33766



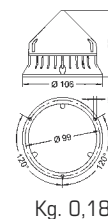
V 12÷24-110-240 (±10%)	==	~ 50/60 Hz	J 1	Flash/min. 1F: 65±10 - 2F: 2x 65±10	IP 30	☐	🎵	°C -10 +40	On ∞	🔊	1 2 3 4 5 6	PC autoestinguente self-extinguishing
------------------------	----	------------	-----	-------------------------------------	-------	---	---	------------	------	---	-------------	---------------------------------------

Luce a flash - suono intermittente Xenon flashing light - intermittent sound



Xenon 1J LRX 1J	V ==	12÷24		-	-	Xenon 1J LRX 1J	V ==	12÷24		-	-
	V ~			110	240		V ~			110	240
	mA	305	305	30	35		mA	305	305	55	70
	Cd (p)	1100	1200	1300	1300		Cd (p)	1000	1000	550	1000
	dB(A)1m	72	72	72	72		dB(A)1m	350	350	250	350
	Hz 3800	🎵 F/m 65					Hz 3800	🎵 F/m 65			

CTLXA9001J1F1224DA2	●	27567	CTLXA9001J1F240A1	●	27139
CTLXA9001J1F1224DA3	●	27568	CTLXA9001J1F240A2	●	27140
CTLXA9001J1F1224DA4	●	27569	CTLXA9001J1F240A3	●	27141
CTLXA9001J1F1224DA5	●	27570	CTLXA9001J1F240A4	●	27142
CTLXA9001J1F1224DA6	○	27571	CTLXA9001J1F240A5	●	27143
CTLXA9001J1F110A1	●	27133	CTLXA9001J1F240A6	○	27144
CTLXA9001J1F110A2	●	27134	CTLXA9001J2F1224DA3	●	27601
CTLXA9001J1F110A3	●	27135	CTLXA9001J2F1224DA6	○	27604
CTLXA9001J1F110A4	●	27136	CTLXA9001J2F240A2	●	27612
CTLXA9001J1F110A5	●	27137	CTLXA9001J2F240A5	●	27615
CTLXA9001J1F110A6	○	27138			



Versione nera disponibile a richiesta.
Black option available on request.

Dispositivi di segnalazione acustico/luminosa

Double warning signals-audible/visual

V 12-24-48-110-240 (±10%)	==	~ 50/60 Hz	Flash/min. 110±20-0	IP 30	
	°C -30 +50	On ∞		1 2 3 4 5 6	PC autoestinguente self-extinguishing

Luce lampeggiante (e fissa) - suono intermittente (e continuo)

Flashing (and continuous) light - intermittent (and continuous) sound

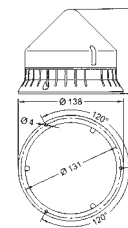


CTL A 1200 FCL
CTLA1200FCL

ⓑ

	V ==	12	24	48	-	-
	V ~				110	240
	A	2.2	1.06	0.52	0.22	0.10
	Cd (p)	450	500	500	50	80
	dB(A)1m	85	85	85	85	85
	Hz 3600				F/m 110	

CTLA1200FCL12DA1 ● 33771	CTLA1200FCL24DA5 ● 33785	CTLA1200FCL110A3 ● 33803
CTLA1200FCL12DA2 ● 33772	CTLA1200FCL24DA6 ○ 33786	CTLA1200FCL110A4 ● 33804
CTLA1200FCL12DA3 ● 33773	CTLA1200FCL48DA1 ● 33791	CTLA1200FCL110A5 ● 33805
CTLA1200FCL12DA4 ● 33774	CTLA1200FCL48DA2 ● 33792	CTLA1200FCL110A6 ○ 33806
CTLA1200FCL12DA5 ● 33775	CTLA1200FCL48DA3 ● 33793	CTLA1200FCL240A1 ● 33821
CTLA1200FCL12DA6 ○ 33776	CTLA1200FCL48DA4 ● 33794	CTLA1200FCL240A2 ● 33822
CTLA1200FCL24DA1 ● 33781	CTLA1200FCL48DA5 ● 33795	CTLA1200FCL240A3 ● 33823
CTLA1200FCL24DA2 ● 33782	CTLA1200FCL48DA6 ○ 33796	CTLA1200FCL240A4 ● 33824
CTLA1200FCL24DA3 ● 33783	CTLA1200FCL110A1 ● 33801	CTLA1200FCL240A5 ● 33825
CTLA1200FCL24DA4 ● 33784	CTLA1200FCL110A2 ● 33802	CTLA1200FCL240A6 ○ 33826



Kg. 0,29

V 12÷24-110-240 (±10%)	==	~ 50/60 Hz	J 2-6	Flash/min. 1F: 65±10 - 2F: 2x 65±10	IP 30			°C -10 +40	On ∞		1 2 3 4 5 6	PC autoestinguente self-extinguishing
------------------------	----	------------	-------	-------------------------------------	-------	--	--	------------	-------------	--	-------------	---------------------------------------

Luce a flash - suono intermittente

Xenon flashing light - intermittent sound



CTL XA 1200
CTLXA1200J1F
CTLXA1200J2F
CTLXA1200G1F
CTLXA1200G2F

ⓑ

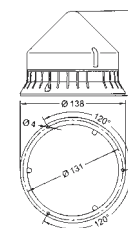
	1F	V ==	12÷24	-	-	
		V ~		110	240	
		mA	405	355	70	45
		Cd (p)	1200	1200	1400	1500
		dB(A)1m	75	75	72	68
	Xenon 2J LRX 2J	Hz 3700			F/m 65	

	1F	V ==	12÷24	-	-	
		V ~		110	240	
		A	1.0	0.75	0.10	0.09
		Cd (p)	3150	3450	2700	3500
		dB(A)1m	80	80	75	72
	Xenon 6J LRX 6J	Hz 3700			F/m 65	

	2F	V ==	12÷24	-	-	
		V ~		110	240	
		mA	355	355	85	40
		Cd (p)	650	700	1000	850
		dB(A)1m	75	75	72	68
	Xenon 2J LRX 2J	Hz 3700			F/m 65	

	2F	V ==	12÷24	-	-	
		V ~		110	240	
		A	1.0	0.65	0.08	0.08
		Cd (p)	1750	1750	2000	2850
		dB(A)1m	80	80	75	72
	Xenon 6J LRX 6J	Hz 3700			F/m 65	

CTLXA1200J1F1224DA1 ● 27456	CTLXA1200J2F110A3 ● 27512	CTLXA1200G2F1224DA1 ● 27528
CTLXA1200J1F1224DA2 ● 27457	CTLXA1200J2F240A1 ● 27522	CTLXA1200G2F1224DA2 ● 27529
CTLXA1200J1F1224DA3 ● 27458	CTLXA1200J2F240A2 ● 27517	CTLXA1200G2F1224DA3 ● 27530
CTLXA1200J1F1224DA5 ● 27460	CTLXA1200J2F240A3 ● 27518	CTLXA1200G2F1224DA4 ● 27531
CTLXA1200J1F110A1 ● 27462	CTLXA1200J2F240A4 ● 27525	CTLXA1200G2F1224DA5 ● 27532
CTLXA1200J1F110A2 ● 27463	CTLXA1200J2F240A5 ● 27526	CTLXA1200G2F1224DA6 ○ 27533
CTLXA1200J1F110A3 ● 27464	CTLXA1200J2F240A6 ○ 27527	CTLXA1200G2F110A2 ● 27535
CTLXA1200J1F240A2 ● 27469	CTLXA1200G1F1224DA2 ● 27481	CTLXA1200G2F110A3 ● 27536
CTLXA1200J1F240A3 ● 27470	CTLXA1200G1F1224DA3 ● 27482	CTLXA1200G2F240A1 ● 27546
CTLXA1200J1F240A6 ○ 27479	CTLXA1200G1F110A2 ● 27487	CTLXA1200G2F240A2 ● 27541
CTLXA1200J2F1224DA2 ● 27505	CTLXA1200G1F110A3 ● 27488	CTLXA1200G2F240A3 ● 27542
CTLXA1200J2F1224DA3 ● 27506	CTLXA1200G1F240A2 ● 27493	CTLXA1200G2F240A4 ● 27549
CTLXA1200J2F1224DA5 ● 27508	CTLXA1200G1F240A3 ● 27494	CTLXA1200G2F240A5 ● 27550
CTLXA1200J2F110A2 ● 27511	CTLXA1200G1F240A4 ● 27495	CTLXA1200G2F240A6 ○ 27551
	CTLXA1200G1F240A5 ● 27496	



Kg. 0,32

Versione nera disponibile a richiesta.
Black option available on request.

Dispositivi di segnalazione acustico/luminosa

Double warning signals-audible/visual

Luce lampeggiante (e fissa) - suono intermittente (e continuo)
Flashing (and continuous) light - intermittent (and continuous) sound



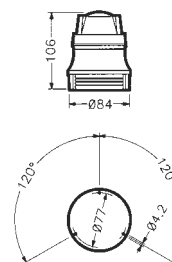
MICROLAMP A FCL
MLAFCL

13

V 12-24-48-110-240 (±10%)	==	~ 50/60 Hz	Flash/min. 0-130±20	IP 30	☐
°C -30 +50	On ∞	🔊	1 2 3 4 5 6	PC	autoestinguente self-extinguishing

V ==	12	24	48	-	-
V ~				110	240
mA	420	215	105	45	20
Cd (p)	25	18	8	3	2
dB(A)1m	75	75	75	75	75
Hz 2700	🔊 F/m 130		🔊 F/m 0		

BA 15d 5W LR BA 15d 5W	MLAFCL12DA1 • 79721	MLAFCL24DA3 • 79733	MLAFCL48DA5 • 79745	MLAFCL240A1 • 79771
	MLAFCL12DA2 • 79722	MLAFCL24DA4 • 79734	MLAFCL48DA6 ◊ 79746	MLAFCL240A2 • 79772
	MLAFCL12DA3 • 79723	MLAFCL24DA5 • 79735	MLAFCL110A1 • 79751	MLAFCL240A3 • 79773
	MLAFCL12DA4 • 79724	MLAFCL24DA6 ◊ 79736	MLAFCL110A2 • 79752	MLAFCL240A4 • 79774
	MLAFCL12DA5 • 79725	MLAFCL48DA1 • 79741	MLAFCL110A3 • 79753	MLAFCL240A5 • 79775
	MLAFCL12DA6 ◊ 79726	MLAFCL48DA2 • 79742	MLAFCL110A4 • 79754	MLAFCL240A6 ◊ 79776
	MLAFCL24DA1 • 79731	MLAFCL48DA3 • 79743	MLAFCL110A5 • 79755	
	MLAFCL24DA2 • 79732	MLAFCL48DA4 • 79744	MLAFCL110A6 ◊ 79756	



Kg. 0,19

Dispositivi di segnalazione acustico/luminosa a led integrati

Led integrated double warning signals-audible/visual

Luce lampeggiante (fissa) - suono intermittente (continuo)
Flashing (continuous) light - intermittent (continuous) sound



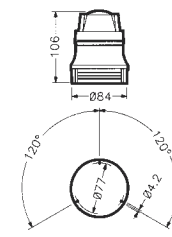
LD 125 MICRO A
LD125MCA

13

V 24 ~ 48 ~ 110 ~ 240 (±10%)	==	~ 50/60 Hz	Flash/min. 0-150±20	IP 30	☐
°C -30 +50	On ∞	🔊	1 2 3 4 5 6	PC	autoestinguente self-extinguishing

V ==	24	48	-	-
V ~			110	240
mA	90	65	20	20
mA	80	65	20	20
dB(A)1m	75	75	75	75
Hz 2700	🔊 F/m 130		🔊 F/m 0	

LD125MCA24DA1 • 66121	LD125MCA48DA1 • 66131	LD125MCA110A1 • 66141	LD125MCA240A1 • 66151
LD125MCA24DA2 • 66122	LD125MCA48DA2 • 66132	LD125MCA110A2 • 66142	LD125MCA240A2 • 66152
LD125MCA24DA3 • 66123	LD125MCA48DA3 • 66133	LD125MCA110A3 • 66143	LD125MCA240A3 • 66153
LD125MCA24DA4 • 66124	LD125MCA48DA4 • 66134	LD125MCA110A4 • 66144	LD125MCA240A4 • 66154
LD125MCA24DA5 • 66125	LD125MCA48DA5 • 66135	LD125MCA110A5 • 66145	LD125MCA240A5 • 66155
LD125MCA24DA6 ◊ 66126	LD125MCA48DA6 ◊ 66136	LD125MCA110A6 ◊ 66146	LD125MCA240A6 ◊ 66156



Kg. 0,19

Dispositivi di segnalazione acustico/luminosa

Double warning signals-audible/visual

Luce a flash - suono intermittente
Xenon flashing light - intermittent sound



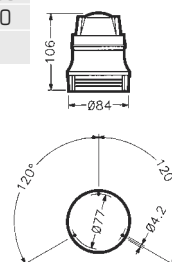
MICROXENOLAMP A
MXLA1J1F
MXLA1J2F

13

V 12-24-48-110-240 (±10%)	==	~ 50/60 Hz	Flash/min. 0-130±20	IP 30	☐
°C -30 +50	On ∞	🔊	1 2 3 4 5 6	PC	autoestinguente self-extinguishing

1F	V ==	12÷24	-	-	2F	V ==	12÷24	-	-		
	V ~		110	240		V ~		110	240		
	mA	205	165	50	50		mA	205	165	75	70
	Cd (p)	350	450	350	850		Cd (p)	350	450	350	850
	dB(A)1m	80	80	80	80		dB(A)1m	80	80	80	80
Xenon 1J LRX 1J	Hz 3000±500	🔊 F/m 65			Xenon 1J LRX 1J	Hz 3000±500	🔊 F/m 65				

MXLA1F1224DA2 • 91661	MXLA1F110A5 • 91676	MXLA2F1224DA3 • 91692	MXLA2F240A1 • 91714
MXLA1F1224DA3 • 91662	MXLA1F240A2 • 91679	MXLA2F1224DA4 • 91693	MXLA2F240A2 • 91709
MXLA1F1224DA4 • 91663	MXLA1F240A3 • 91680	MXLA2F1224DA5 • 91694	MXLA2F240A3 • 91710
MXLA1F1224DA5 • 91664	MXLA1F240A4 • 91681	MXLA2F1224DA6 ◊ 91695	MXLA2F240A4 • 91717
MXLA1F1224DA6 ◊ 91665	MXLA1F240A5 • 91682	MXLA2F110A2 • 91703	MXLA2F240A5 • 91712
MXLA1F110A2 • 91673	MXLA2F1224DA1 • 91690	MXLA2F110A3 • 91704	MXLA2F240A6 ◊ 91719
MXLA1F110A3 • 91674	MXLA2F1224DA2 • 91691	MXLA2F110A5 • 91706	



Kg. 0,19

Versione nera disponibile a richiesta.
 Black option available on request.

Avvisatori acustico/luminosi industriali

Double warning signals-audible/visual

Luce fissa - suono continuo
Continuous light - continuous sound

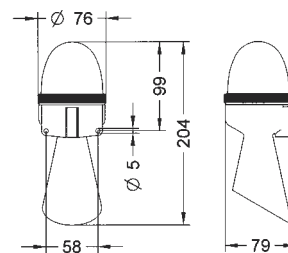


SLEM F
SLEM F
 12

V 12-24-48-110-240 (±10%)	50/60 Hz	IP 43	On	Hz (≈) 650±50
Hz (≈) 300÷7000	°C -30 +50	1 2 3 4 5 6	PC	autoestinguente self-extinguishing

BA 15d 5W LR BA 15d 5W	V ---	12	24	48	110	240
	mA	480	250	130	55	30
	Cd (p)	4	3	3	2.5	2.5
	Hz	650±50				

BA 15d 5W LR BA 15d 5W	V ~	12	24	48	110	240
	mA	550	350	210	100	60
	Cd (p)	4	3	3	2.5	2.5
	A	1	0.6	0.33	0.15	0.08
BA 15d 10W LR BA 15d 10W	Cd (p)	6	5	5	4	4
	dB(A)	92	92	92	92	92
	Hz	300÷7000				



Kg. 0,25

SLEMF12D2	40622	SLEMF24A4	40714	SLEMF110A4	40694
SLEMF12D3	40623	SLEMF48D2	40662	SLEMF240D2	40412
SLEMF12D4	40624	SLEMF48D3	40663	SLEMF240D3	40413
SLEMF12A2	40632	SLEMF48D4	40664	SLEMF240D4	40414
SLEMF12A3	40633	SLEMF48A2	40672	SLEMF240A1	40721
SLEMF12A4	40634	SLEMF48A3	40673	SLEMF240A2	40422
SLEMF24D2	40352	SLEMF48A4	40674	SLEMF240A3	40703
SLEMF24D3	40643	SLEMF110D2	40682	SLEMF240A4	40704
SLEMF24D4	40644	SLEMF110D3	40683	SLEMF240A5	40705
SLEMF24A1	40711	SLEMF110D4	40684	SLEMF240A6	40706
SLEMF24A2	40712	SLEMF110A2	40692		
SLEMF24A3	40713	SLEMF110A3	40693		

Luce lampeggiante - suono continuo
Flashing light - continuous sound

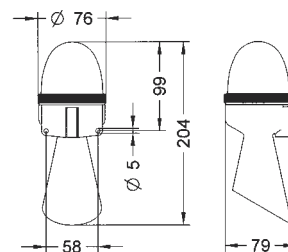


SLEM L
SLEM L
 12

Flash/min. 110±20

BA 15d 5W LR BA 15d 5W	V ---	12 ÷ 24 ÷ 48		
	mA	480	250	130
	Cd (p)	4	3	3
	Hz	650±50		

BA 15d 5W LR BA 15d 5W	V ~	24 ÷ 48 ÷ 110 ÷ 240			
	mA	350	210	100	60
	Cd (p)	4	3	3	3
	mA	600	330	150	80
BA 15d 10W LR BA 15d 10W	Cd (p)	5	5	4	4
	dB(A)	92	92	92	92
	Hz	300÷7000			



Kg. 0,25

SLEML12D2	40322	SLEML24A3	40353	SLEML48A4	40374
SLEML12D3	40323	SLEML24A4	40354	SLEML110A2	40392
SLEML12D4	40324	SLEML48D2	40362	SLEML110A3	40393
SLEML24D2	40342	SLEML48D3	40363	SLEML110A4	40394
SLEML24D3	40343	SLEML48D4	40364	SLEML240A2	40702
SLEML24D4	40344	SLEML48A2	40372	SLEML240A3	40423
SLEML24A2	40642	SLEML48A3	40373	SLEML240A4	40424

Possibilità di installazione lampada a LED. LED bulb option.

Avvisatori acustico/luminosi a led integrati

Led integrated double warning signals-audible/visual

$V \begin{matrix} \text{---} \\ \sim \end{matrix} \begin{matrix} 24 & 48 \\ 24 & 48 \end{matrix} \begin{matrix} \text{---} \\ \sim \end{matrix} \begin{matrix} -110 & -240 \\ \sim & \sim \end{matrix} (\pm 10\%)$	---	\sim 50/60 Hz	IP 43	
	$^{\circ}\text{C}$ -30 +50	On		1 2 3 4 5 6 PC
autoestinguente self-extinguishing				

Luce fissa - suono continuo Continuous light - continuous sound

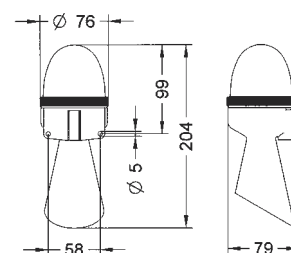


LD 125 SLEM F
LD125SLEM F

12

$V \text{---}$	24	48	$V \sim$	24	48	110	240
mA	130	85	mA	280	145	50	40
	mA	120	85		mA	270	145
	dB(A)1m	96	96		dB(A)1m	92	92
Hz	650±50		Hz	300÷7000			

LD125SLEM F24D2		40562	LD125SLEM F48A2		40592
LD125SLEM F24D3		40563	LD125SLEM F48A3		40593
LD125SLEM F24D4		40564	LD125SLEM F48A4		40594
LD125SLEM F24A2		40572	LD125SLEM F110A2		40602
LD125SLEM F24A3		40573	LD125SLEM F110A3		40603
LD125SLEM F24A4		40574	LD125SLEM F110A4		40604
LD125SLEM F48D2		40582	LD125SLEM F240A2		40612
LD125SLEM F48D3		40583	LD125SLEM F240A3		40613
LD125SLEM F48D4		40584	LD125SLEM F240A4		40614



Kg. 0,25

Luce lampeggiante - suono continuo Flashing light - continuous sound

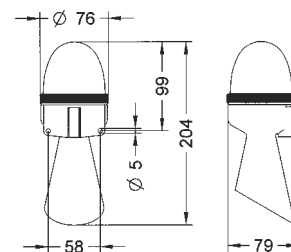


LD 125 SLEM L
LD125SLEM L

12

$V \text{---}$	24	48	$V \sim$	24	48	110	240
mA	130	85	mA	280	145	50	40
	mA	120	85		mA	270	145
	dB(A)1m	96	96		dB(A)1m	92	92
Hz	650±50		Hz	300÷7000			

LD125SLEM L24D2		40502	LD125SLEM L48A2		40532
LD125SLEM L24D3		40503	LD125SLEM L48A3		40533
LD125SLEM L24D4		40504	LD125SLEM L48A4		40534
LD125SLEM L24A2		40512	LD125SLEM L110A2		40542
LD125SLEM L24A3		40513	LD125SLEM L110A3		40543
LD125SLEM L24A4		40514	LD125SLEM L110A4		40544
LD125SLEM L48D2		40522	LD125SLEM L240A2		40552
LD125SLEM L48D3		40523	LD125SLEM L240A3		40553
LD125SLEM L48D4		40524	LD125SLEM L240A4		40554



Kg. 0,25

Flash/min. 150±20

Avvisatori acustico/luminosi industriali

Double warning signals-audible/visual

Luce a flash - suono continuo
Xenon flashing light - continuous sound



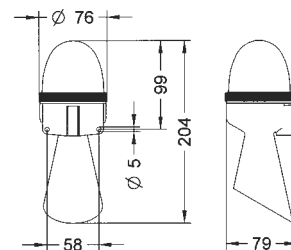
SLEM X
SLEM X

12

V 24-110-240 (±10%)	50/60 Hz	J 2 2 F	Flash/min. 65±10	IP 43	On ∞
Hz (==) 650±50	Hz (∞) 300÷7000	°C -30 +40	autoestinguente self-extinguishing		

Xenon 2J LRX 2J	V ==	24	V ~	24	110	240
	mA	350	mA	500	80	70
	Cd (p)	200	Cd (p)	200	75	120
		100		100	35	90
	dB(A)1m	96	dB(A)1m	92	92	92
	Hz	650±50		Hz	300÷7000	

SLEM X24D2	40432	SLEM X110A2	40452
SLEM X24D3	40433	SLEM X110A3	40453
SLEM X24D4	40434	SLEM X110A4	40454
SLEM X24A2	40442	SLEM X240A2	40462
SLEM X24A3	40443	SLEM X240A3	40463
SLEM X24A4	40444	SLEM X240A4	40464



Kg. 0,25

Dispositivo di segnalazione acustico/luminosa a led

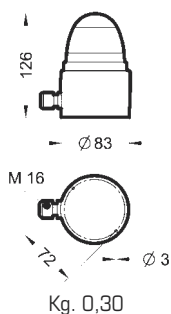
Led double warning signal-audible/visual

Luce lampeggiante - 32 suoni (divisi in 2 canali per la selezione di 2 suoni in contemporanea)
Flashing light - 32 sounds (divided in two channels to select two sounds simultaneously)



SUPERVOLUX
SUPERVOLUX

13



Kg. 0,30

V ==	12	24
V ~	300	225
mA ==	615	545
dB(A)1m	94.5	96
dB(A)1m	97	98.5

SUPERVOLUX1224DA1	31481
SUPERVOLUX1224DA2	31482
SUPERVOLUX1224DA3	31483
SUPERVOLUX1224DA4	31484
SUPERVOLUX1224DA5	31485
SUPERVOLUX1224DA6	31486

V 12/24 (±10%)	50/60 Hz	Flash/min. 110±10
IP 65	°C -30 +50	On ∞
autoestinguente self-extinguishing		

TIPO DI SUONO SOUND TYPE	Frequenza (Hz) Frequency (Hz)
Lineare / Linear	1000
Bitonale / Bi-tone	600/700
Pluritonale / Multi-tone	1000/1700
Modulato / Modulated	1000/1700
Modulato / Modulated	1400/1600
Bitonale Veloce Fast Bi-tone	800/970
Pluritonale Veloce Fast Multi-tone	800÷970
Pluritonale Lento Slow Multi-tone	800÷970
Lineare / Linear	2850
Pluritonale Veloce Fast Multi-tone	2400÷2850
Pluritonale Lento Slow Multi-tone	2400÷2850
Pluritonale Intermittente Intermittent Multi-tone	500-1200
Pluritonale Discendente Descending Multi-tone	1200-500
Bitonale / Bi-tone	2400-2850
Intermittente Lento Slow Intermittent	970
Bitonale / Bi-tone	800/970

TIPO DI SUONO SOUND TYPE	Frequenza (Hz) Frequency (Hz)
Intermittente / Intermittent	970
Intermittente / Intermittent	660
Intermittente Lento Slow Intermittent	660
Lineare / Linear	500
Bitonale / Bi-tone	440-550
Intermittente / Intermittent	660
Intermittente Veloce Fast Intermittent	2850
Pluritonale (Buzzer) Multi-tone (Buzzer)	800÷970
Pluritonale (Buzzer) Multi-tone (Buzzer)	2400÷2850
Intermittente Veloce Fast Intermittent	2850
Lineare / Linear	300
Bitonale con pausa Bi-tone with pause	600-700
Bitonale con pausa Bi-tone with pause	1200-1700
Bitonale con pausa Bi-tone with pause	2400-2850
Bitonale / Bi-tone	600-700
Evacuazione / Evacuation	440-560

Linea acustico/luminosa . Acoustic/luminous range

Dispositivi di segnalazione acustico/luminosa

Double warning signals-audible/visual

V 12-24-48-110-240 (±10%)	==	~ 50/60 Hz	Flash/min. 130±20	IP 30
			°C -30 +40	On ∞ autoestinguente self-extinguishing
 PC				

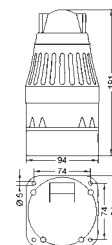


SIRLAMP MS 5
SIRLMS5

⑧

 BA 15d 5W LR BA 15d 5W	V ==	12	24	-	-	-
	V ~			48	110	240
	mA	770	585	250	120	60
	Cd (p)	25	18	3	2	2
	dB(A)1m	Min. 86.5 - Max 97				

SIRLMS512DA1 ● 40001	SIRLMS524DA3 ● 40013	SIRLMS548A5 ● 40045	SIRLMS5240A1 ● 40061
SIRLMS512DA2 ● 40002	SIRLMS524DA4 ● 40014	SIRLMS548A6 ○ 40046	SIRLMS5240A2 ● 40062
SIRLMS512DA3 ● 40003	SIRLMS524DA5 ● 40015	SIRLMS5110A1 ● 40051	SIRLMS5240A3 ● 40063
SIRLMS512DA4 ● 40004	SIRLMS524DA6 ○ 40016	SIRLMS5110A2 ● 40052	SIRLMS5240A4 ● 40064
SIRLMS512DA5 ● 40005	SIRLMS548A1 ● 40041	SIRLMS5110A3 ● 40053	SIRLMS5240A5 ● 40065
SIRLMS512DA6 ○ 40006	SIRLMS548A2 ● 40042	SIRLMS5110A4 ● 40054	SIRLMS5240A6 ○ 40066
SIRLMS524DA1 ● 40011	SIRLMS548A3 ● 40043	SIRLMS5110A5 ● 40055	
SIRLMS524DA2 ● 40012	SIRLMS548A4 ● 40044	SIRLMS5110A6 ○ 40056	



Kg. 0,87
BA Kg. 0,55

Dispositivi di segnalazione acustico/luminosa a led integrati

Led integrated double warning signals-audible/visual

Luce lampeggiante - suono intermittente (continuo)
Flashing light - intermittent (continuous) sound

V 24 ~ -48 ~ -110 ~ -240 ~ (±10%)	==	~ 50/60 Hz	Flash/min. 150±20	IP 30
			°C -30 +50	On ∞ autoestinguente self-extinguishing
 PC				

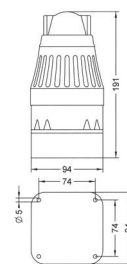
V ==	24	-	-	-	— Suono lineare / Single sound	Hz 1000	
V ~		48	110	240	Suono bitonale / Bi-tone sound	Hz 600/700	F/m 150 F/m 150
●●● mA	460	210	90	55	Suono pluritonale / Multi-tone sound	Hz 1000÷1700	F/m 150 F/m 150
●●○ mA	450	210	90	55	Suono modulato / Modulated sound	Hz 1000÷1700	F/m 150 F/m 150
dB(A)1m	Min. 90 - Max 97				Suono alternativo / Alternative sound	Hz 440/550	F/m 150 F/m 150



LD 125 SIRLAMP MS 5
LD125SIRLMS5

⑫

LD125SIRLMS524DA1 ● 64951	LD125SIRLMS548A3 ● 64963	LD125SIRLMS5110A5 ● 64975
LD125SIRLMS524DA2 ● 64952	LD125SIRLMS548A4 ● 64964	LD125SIRLMS5110A6 ○ 64976
LD125SIRLMS524DA3 ● 64953	LD125SIRLMS548A5 ● 64965	LD125SIRLMS5240A1 ● 64981
LD125SIRLMS524DA4 ● 64954	LD125SIRLMS548A6 ○ 64966	LD125SIRLMS5240A2 ● 64982
LD125SIRLMS524DA5 ● 64955	LD125SIRLMS5110A1 ● 64971	LD125SIRLMS5240A3 ● 64983
LD125SIRLMS524DA6 ○ 64956	LD125SIRLMS5110A2 ● 64972	LD125SIRLMS5240A4 ● 64984
LD125SIRLMS548A1 ● 64961	LD125SIRLMS5110A3 ● 64973	LD125SIRLMS5240A5 ● 64985
LD125SIRLMS548A2 ● 64962	LD125SIRLMS5110A4 ● 64974	LD125SIRLMS5240A6 ○ 64986



Kg. 0,96

Dispositivi di segnalazione acustico/luminosa

Double warning signals-audible/visual

V 12÷24-110-240 (±10%)	50/60 Hz	Flash/min. 1F: 65±10 2F: 2x65±10	IP 30
		°C -30 +40	On ∞ autoestinguente self-extinguishing
		1 2 3 4 5 6	PC



SIRLAMP X 1F MS 5
SIRLAMP X 2F MS 5

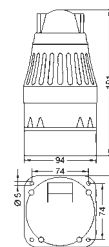
SIRLX1FMS5
SIRLX2FMS5

Ⓢ

1F	V \equiv	12÷24		-	-
	V \sim	110		240	
	mA	550	530	115	80
Xenon 1J LRX 1J	Cd (p)	350	450	350	750
	dB(A)1m	Min. 88.5 - Max 99.5			

2F	V \equiv	12÷24		-	-
	V \sim	110		240	
	mA	350	370	140	100
Xenon 1J LRX 1J	Cd (p)	350	450	350	750
	dB(A)	300	300	200	600
	dB(A)	Min. 88.5 - Max 99.5			

SIRLX1FMS51224DA1 ● 40071	SIRLX1FMS5240A1 ● 40091	SIRLX2FMS5110A1 ● 40111
SIRLX1FMS51224DA2 ● 40072	SIRLX1FMS5240A2 ● 40092	SIRLX2FMS5110A2 ● 40112
SIRLX1FMS51224DA3 ● 40073	SIRLX1FMS5240A3 ● 40093	SIRLX2FMS5110A3 ● 40113
SIRLX1FMS51224DA4 ● 40074	SIRLX1FMS5240A4 ● 40094	SIRLX2FMS5110A4 ● 40114
SIRLX1FMS51224DA5 ● 40075	SIRLX1FMS5240A5 ● 40095	SIRLX2FMS5110A5 ● 40115
SIRLX1FMS51224DA6 ○ 40076	SIRLX1FMS5240A6 ○ 40096	SIRLX2FMS5110A6 ○ 40116
SIRLX1FMS5110A1 ● 40081	SIRLX2FMS51224DA1 ● 40101	SIRLX2FMS5240A1 ● 40121
SIRLX1FMS5110A2 ● 40082	SIRLX2FMS51224DA2 ● 40102	SIRLX2FMS5240A2 ● 40122
SIRLX1FMS5110A3 ● 40083	SIRLX2FMS51224DA3 ● 40103	SIRLX2FMS5240A3 ● 40123
SIRLX1FMS5110A4 ● 40084	SIRLX2FMS51224DA4 ● 40104	SIRLX2FMS5240A4 ● 40124
SIRLX1FMS5110A5 ● 40085	SIRLX2FMS51224DA5 ● 40105	SIRLX2FMS5240A5 ● 40125
SIRLX1FMS5110A6 ○ 40086	SIRLX2FMS51224DA6 ○ 40106	SIRLX2FMS5240A6 ○ 40126



Kg. 0,87
BA Kg. 0,55



Linea acustico/luminosa . Acoustic/luminous range



NUT
W

BABY TMS
Ø 36

MICRO

italian
quality



Made in Italy

SIRENA S.p.A.

**Linea
colonne
luminose**

**Luminous
towers
range**




Linea colonne luminose
Luminous towers range

Tower Sector
Tower Sector

180-188



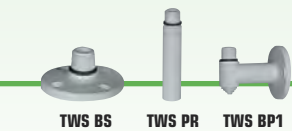
NANO TWS Ø 18 mm
MICRO TWS Ø 25 mm



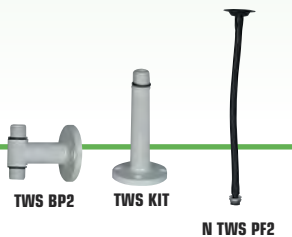
BABY TWS Ø 36 mm
MINI TWS Ø 48 mm
TWS Ø 72 mm

Accessori Tower Sector
Tower Sector Accessories

189-190



TWS BS **TWS PR** **TWS BP1**



TWS BP2 **TWS KIT** **N TWS PF2**



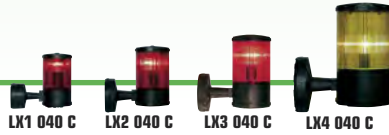
TWS BOX PG9 **TWS KIT INOX**

Luxor - Luxor

206-235



LX1 010 F **LX2 010 F** **LX3 010 F** **LX4 010 F**



LX1 040 C **LX2 040 C** **LX3 040 C** **LX4 040 C**




LX4 201 R **LX4 211 R**



LX3 071 F **LX3 111 C**

LX1 150 F



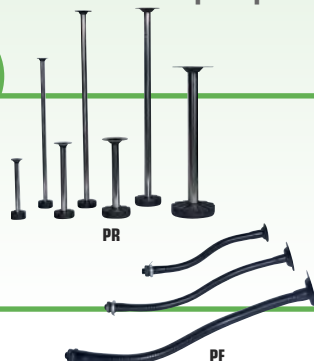
LX4 060 C **LX4 094 F**



LX1 032 C **LX2 031 F**

Accessori e ricambi Luxor
Luxor accessories and spare parts

236-238




PR

PF



BT



BMC



BC



TWS e LUXOR: due filosofie a confronto

La SIRENA, azienda specializzata nel campo della segnalazione ottica e acustica di emergenza, è da sempre sensibile al continuo rinnovamento produttivo che caratterizza il sistema industriale, e per tale motivo ha ideato e realizzato due diverse linee di colonne luminose destinate alla segnalazione bordo macchina: la linea **TOWER SECTOR** e la linea **LUXOR**.

Le caratteristiche salienti che contraddistinguono la linea **TWS** sono essenzialmente tre:

- **SICUREZZA TOTALE, UNICA, ASSOLUTA**
- **SEMPLICITÀ DI MONTAGGIO**
- **VERSATILITÀ DI UTILIZZO** tramite una vasta gamma di accessori.

Sirena propone le colonne luminose TWS con tre diverse fonti luminose: lampada a filamento, lampada allo xeno e il LED, sia su supporto tipo lampada che nella versione a LED integrati. In merito a quest'ultima versione si distinguono:

TWS F SMD e TWS MULTI SMD

Colonna componibile con moduli di Ø72 mm, in un massimo di cinque stazioni (cinque moduli luce o quattro moduli luce + modulo acustico), con innovativa soluzione elettronica realizzata con 12 LED SMD (angolo di emissione luminosa 120°) di ultima generazione.

Nella versione MULTI SMD ogni modulo può realizzare quattro diverse condizioni di funzionamento (luce fissa, singolo lampeggio, doppio lampeggio e triplo lampeggio) che, abbinate ai colori, permettono numerose soluzioni di segnalazione, in un unico articolo. Le funzioni possono essere selezionate dall'utente mediante selettore DIP SWITCH.

LD 125 TWS

Colonna interamente componibile con moduli nella tradizionale dimensione Ø72 mm. Moduli luminosi a LED integrati e moduli acustici, in un massimo di cinque stazioni, utilizzabili con gli accessori della linea TWS.

LD MINI TWS

Nuova colonna luminosa con moduli di Ø48 mm, componibili tramite ghiera. Moduli luminosi a LED integrati (luce fissa/lampeggiante), base+cappello+basetta e modulo acustico. Si possono utilizzare gli accessori della linea TWS.

LD BABY TWS

Nuova colonna luminosa con moduli Ø36 mm componibili ad incastro. Moduli luminosi a LED integrati (luce fissa), base+cappello+basetta e modulo acustico. Si possono utilizzare accessori della linea TWS.

LD MICRO TWS

Nuova colonna luminosa con moduli Ø25 mm componibili ad incastro. Moduli luminosi a LED integrati (luce fissa), base+cappello e modulo acustico.

LD NANO TWS

Nuova colonna luminosa con moduli Ø18 mm componibili ad incastro. Moduli luminosi a LED integrati (luce fissa), base+cappello.

Le sue caratteristiche tecniche rappresentano l'avanguardia dell'attuale tecnologia: resistenza dei materiali, autoestinguenza, elevato grado IP, resistenza alle vibrazioni, classe II di isolamento.

La linea **LUXOR**, grazie alla sua grande versatilità di composizione, nasce per rispondere alle moderne esigenze di segnalazione industriale, risolvendo ogni problema di installazione in quanto è l'unica sul mercato che presenta le seguenti caratteristiche:

- **4 MISURE DIVERSE (Ø 45 - Ø 65 - Ø 90 - Ø 136) PER OGNI COMPONENTE**
- **260 CONFIGURAZIONI GIÀ ASSEMBLATE**
- **SICUREZZA TOTALE**

Il LUXOR, fornito in configurazioni già assemblate, è previsto in 4 diversi diametri per adattarsi ad ambienti, spazi e macchinari di varie dimensioni, nonché in molteplici versioni con elementi singoli, in linea, in colonna o contrapposti e nelle più svariate possibilità di attacco.

I messaggi luminosi, disponibili in 6 diversi colori, possono essere fissi, lampeggianti, flash, rotanti o a ballottaggio e possono essere abbinati ad un segnale acustico.

Grazie alla facile estensibilità del sistema LUXOR, esiste sempre la possibilità per il progettista dell'impianto o l'installatore di trasformare una colonna a due elementi in una colonna a tre o più stazioni, aggiungendo uno o più diffusori e sostituendo la scheda esistente con una scheda a più stazioni.

L'idea guida del LUXOR è la "sicurezza totale", al pari del TWS. All'apertura dell'apparecchio infatti viene eliminata ogni possibilità di venire a contatto con parti in tensione, ad eccezione delle luci rotanti, poiché l'alimentazione viene interrotta, offrendo quindi la massima sicurezza all'operatore.

Gli elementi LUXOR sono previsti per tre diverse fonti luminose: lampada a filamento, lampada allo xeno e lampada a led.

TWS e LUXOR sono quindi due diversi sistemi di segnalazione, ma operanti con un'unica logica:

IL MASSIMO DELLE PRESTAZIONI NELLA SICUREZZA TOTALE



TWS and LUXOR: comparison of two philosophies

SIRENA, specialists in the audible and visual warning field, is constantly aware of continual production changes that characterize industrial standards and, for this reason, has developed two different ranges of luminous towers especially designed for installation on machines: **TOWER SECTOR** and **LUXOR**.

The main characteristics that distinguish the **TWS** range are:

- **TOTAL SAFETY**
- **EASY INSTALLATION**
- **APPLICATION VERSATILITY** using the wide range of accessories available.

The SIRENA range of TWS stackable towers is available with three different types of light sources: filament, xenon and LED. The LED versions are available with either a separate led bulb or the led are integrated internally, and are distinguished as follows:

TWS F SMD and TWS MULTI SMD

Stackable signalling towers with Ø 72 mm modules. A maximum of 5 modules can be mounted (5 light modules or 4 light modules + 1 acoustic module). Each module is fitted with the latest generation electronic circuit with 12 LED SMD (120° angle light emission). The MULTI SMD version has four different light functions (static, single flash, double flash and triple flash) that combined with the various colours available allow a number of signalling solutions with just one product. The different functions can be selected by the operator with the DIP SWITCH inside each module.

LD 125 TWS

Stackable signalling tower with standard Ø 72 mm. modules. A maximum of five modules can be mounted. The light modules are LED integrated and an acoustic module is also available. The range of TWS accessories can be used with this version.

LD MINI TWS

New stackable signalling tower with Ø 48 mm. modules secured by means of a tightening lock ring. The light modules are LED integrated (static/flashing light) plus base+cover+foot and acoustic module available. The range of TWS accessories can also be used with this version.

LD BABY TWS

New stackable signalling tower with interlocking Ø 36 mm modules. LED integrated (static light) modules plus base+cover+foot and acoustic module available. The range of TWS accessories can also be used with this version.

LD MICRO TWS

New stackable signalling tower with interlocking Ø 25 mm. modules. LED integrated (static light) modules plus base+cover and acoustic modules available.

LD NANO TWS

New stackable signalling tower with interlocking Ø 18 mm. modules. LED integrated (static light) modules plus base+cover available.

The technical characteristics of the TWS range represent the most recent advanced technology: highly resistant and self-extinguishing material, improved IP rating, vibration proof, isolation class II.

The **LUXOR** range, thanks to the adaptability of the numerous compositions available, has been especially designed to meet modern requirements in industrial signalling, solving any installation problem. It is the only range of products on the market offering the following characteristics:

- **4 DIFFERENT SIZES (Ø 45 - Ø 65 - Ø 90 - Ø 136) FOR EACH COMPONENT**
- **260 PRE-ASSEMBLED CONFIGURATIONS**
- **TOTAL SAFETY**

The LUXOR range is supplied in pre-assembled configurations and is available in 4 different dimensions so as to be adaptable for different size environments, areas and machines. Various versions are also available: single, in line, columns or elements placed opposite each other offering many installation opportunities.

The luminous versions available, in 6 different colours, are continuous, flashing, xenon, rotating and alternating. They can be combined with an acoustic signal.

The LUXOR system offers the designer or installer of the equipment the possibility to extend a single element version by adding more elements as required and substituting the existing PCB with a PCB of more elements. The aim of the LUXOR range is "total safety", the same as TWS. On opening the device it is impossible to touch "live" parts as the power supply is cut off (with the exception of the rotating beacon version) assuring maximum safety. Three different types of light sources are available using the following bulbs: filament, xenon discharge tube and LED.

TWS and LUXOR are, therefore, two different warning systems working to the same goal:

MAXIMUM SERVICE IN TOTAL SAFETY



TWS et LUXOR: la comparaison entre deux philosophies

SIRENA, société leader dans le secteur de la signalisation acoustique et lumineuse d'urgence, est depuis toujours sensible à l'évolution continue lors du développement des produits, et pour cette raison a réalisé deux différentes lignes de colonnes lumineuses destinées à la signalisation pour installation sur machine: les lignes **TOWER SECTOR** et **LUXOR**.

Les caractéristiques principales de la ligne **TWS** sont trois:

- **SECURITE TOTALE, UNIQUE, ABSOLUE**
- **FACILITE DE MONTAGE**
- **POLYVALENCE D'EMPLOI** par une vaste gamme d'accessoires.

Sirena propose les colonnes lumineuses TWS avec trois différentes sources lumineuses: ampoule à filament, ampoule au xénon, et LED, aussi bien sur support ampoule que LED intégré. Concernant cette dernière version on distingue:

TWS F SMD et TWS MULTI SMD

Colonne composable avec des modules de Ø 72mm, pour un maximum de cinq stations (cinq modules lumière ou quatre lumière plus un acoustique), avec l'innovante solution électronique réalisée avec 12 LED SMD (angle d'émission lumineuse 120°) de dernière génération.

Dans la version MULTI SMD chaque module dispose de quatre type de fonctionnement (lumière fixe, clignotant simple, clignotant double, clignotant triple) qui, combinés aux couleurs, permettent de nombreuses solutions, dans un unique produit.

Les fonctions peuvent être sélectionnées par l'utilisateur par l'intermédiaire du DIP SWITCH

LD 125 TWS

Colonne entièrement composable avec des modules de diamètre traditionnel 72 mm. Modules lumineux à LED intégrés et modules acoustiques, jusqu'à un maximum de cinq stations, utilisables avec les accessoires de la ligne TWS

LD MINI TWS

Nouvelle colonne lumineuse avec modules de Ø 48 mm, composables par l'intermédiaire de colliers. Modules lumineux à LED intégrés (feux fixe/clignotant), base + couvercle + pied et module acoustique. Il est possible d'utiliser les accessoires de la ligne TWS.

LD BABY TWS

Nouvelle colonne lumineuse avec modules de diamètre 36 mm, composable par emboîtement. Modules lumineux à LED intégrés, (feux fixes), base + couvercle et module acoustique, utilisable avec les accessoires de la ligne TWS.

LD MICRO TWS

Nouvelle colonne lumineuse avec modules de Ø 25mm composables par emboîtement. Modules lumineux à LED intégrés (feux fixe), base + couvercle et module acoustique.

LD NANO TWS

Nouvelle colonne lumineuse avec modules Ø 18mm composables par emboîtement. Modules lumineux à LED intégrés (feux fixe), base + couvercle.

Ses caractéristiques techniques représentent l'avant-garde dans la technologie actuelle: résistance des matériels, auto-extinction, degré IP élevé, résistance aux vibrations, classe II d'isolation.

La ligne **LUXOR** répond aux modernes exigences de la signalisation industrielle grâce à sa large polyvalence de montage, et résout tout problème d'installation car elle est la seule sur le marché qui présente les caractéristiques suivantes:

- **4 DIMENSIONS DIFFERENTES (Ø 45 - Ø 65 - Ø 90 - Ø 136) POUR CHAQUE ELEMENT**
- **260 CONFIGURATIONS DEJA ASSEMBLEES**
- **SECURITE TOTALE**

Le LUXOR, fourni en configurations déjà assemblées, est prévu en 4 diamètres différents pour s'adapter à toute dimension de rayons et lignes automatisées. En plus il est fourni en différentes versions avec éléments simples, en ligne, en colonne ou juxtaposés et avec plusieurs possibilités de fixation.

Les messages lumineux, disponibles en 6 différentes couleurs, peuvent être à lumière fixe, clignotante, à éclats, tournante ou en alternance et peuvent être associés à un signal acoustique.

Grâce à l'extensibilité du système LUXOR, il y a toujours la possibilité pour le technicien qui établit le projet ou l'installateur de transformer une colonne à deux éléments dans une colonne à trois ou plus éléments, en ajoutant un ou plus diffuseurs et en remplaçant le circuit existant avec un autre à plusieurs étages.

La prérogative du LUXOR est la "sécurité totale" comme pour le TWS. A l'ouverture de l'appareil en effet, toute possibilité de contact avec les parties sous tension est éliminée, à l'exception des feux tournants, parce-que l'alimentation est coupée à garantie de la sécurité totale pour l'opérateur.

Les éléments LUXOR sont prévus pour trois différentes sources lumineuses: ampoule à filament, ampoule au xénon et ampoule à LED.

TWS et LUXOR sont donc deux différents systèmes de signalisation qui suivent la même logique:

LE MAXIMUM DES RESULTATS DANS LA SECURITE TOTALE



TWS und LUXOR: Vergleich zwischen zwei Philosophien

SIRENA: Spezialist auf dem Gebiet optischer und akustischer Signaltechnik ist stets auf dem Stand der Technik und hat deshalb zwei verschiedene Lichtsäulen Linien entwickelt, die speziell für die Installation an Maschinen gedacht sind: **TOWER SECTOR** und **LUXOR**.

Die wichtigsten Eigenschaften der **TWS** Linie sind:

- **VOLLSTÄNDIGE SICHERHEIT**
- **EINFACHE INSTALLATION**
- **VIelfÄLTIGE EINSATZMÖGLICHKEITEN** durch umfangreiches Zubehör.

Sirena bietet TWS Lichtsäulen mit drei verschiedenen Lichtquellen: Glühlampe, Xenon-Entladungsröhre und LED, wie LED-Lampen oder in der Ausführung mit integrierten LED. Was diese letzte Ausführung betrifft, verzeichnen wir:

TWS F SMD und TWS MULTI SMD

Kombinierbare Signalsäule mit Elementen Ø72 mm, bis zu 5 Elementen (5 Lichtelemente oder 4 Lichtelemente + akustisches Element). Innovative elektronische Lösung durch 12 SMD LED (Lichtausstrahlungswinkel 120°) neuer Generation.

In der Ausführung MULTI SMD kann jedes Element vier verschiedene Lichtfunktionen realisieren (Dauerlicht, Einzelblitz, Doppelblitz, Dreifachblitz), die zusammen mit den Farben, zahlreiche Signalisierungslösungen mit einem einzigen Produkt ermöglichen. Die Funktionen können durch DIP SWITCH ausgewählt werden.

LD 125 TWS

Kombinierbare Signalsäule mit Elementen Ø72 mm. Lichtelemente mit integrierten LED und akustische Elemente, bis zu 5 Elemente. Man kann die TWS Zubehöre verwenden.

LD MINI TWS

Neue Lichtsäule mit Elementen Ø48 mm, durch Nutmutter zusammensetzbar. LED integrierte Lichtelemente (Dauer-/Blinklicht), Verdrahtungssockel + Deckel + Fuß und akustisches Element. Man kann die TWS Zubehöre verwenden

LD BABY TWS

Neue Lichtsäule mit Elementen Ø36 mm (Zusammensteckensystem). LED integrierte Lichtelemente (Dauerlicht), Verdrahtungssockel + Deckel + Fuß und akustisches Element.

LD MICRO TWS

Neue Lichtsäule mit Elementen Ø25 mm (Zusammensteckensystem). LED integrierte Lichtelemente (Dauerlicht), Verdrahtungssockel + Deckel und akustisches Element.

LD NANO TWS

Neue Lichtsäule mit Elementen Ø18 mm (Zusammensteckensystem). LED integrierte Lichtelemente (Dauerlicht), Verdrahtungssockel + Deckel

Die technischen Eigenschaften der TWS Linie stellen modernste Technologie dar: es werden höchst widerstandsfähige und selbst verlöschende Kunststoffe verwendet, hohe IP Schutzart, Vibrationsfestigkeit, Isolationsklasse II.

Die **LUXOR** Linie löst den jeweiligen Installationsfall durch die Vielfalt der Zusammenstellungen. Sie ist die einzige auf dem Markt mit folgenden Eigenschaften:

- **4 VERSCHIEDENE GRÖSSEN (Ø 45 - Ø 65 - Ø 90 - Ø 136) FÜR JEDES ELEMENT**
- **260 VORMONTIERTE ZUSAMMENSTELLUNGEN**
- **VOLLSTÄNDIGE SICHERHEIT**

Die LUXOR Linie wird in vormontiertem Zustand und mit vier verschiedenen Größen geliefert. Außerdem sind auch lieferbar: Einzelelemente, angereicherte Elemente, Leuchttürme, aufeinandergesetzte Elemente und verschiedene Installationsmöglichkeiten.

Die Leuchtelemente sind in 6 Farben lieferbar, sie sind als Dauerlicht, Blinklicht, Blitzlicht, Wechselblinklicht oder Drehspiegelleuchten lieferbar. Es ist außerdem möglich, ein akustisches Signal zu integrieren.

Durch die einfachen Erweiterungsmöglichkeiten im LUXOR System kann der Benutzer oder der Installateur z.B. einen zweistufigen Turm durch Auswechseln der Lampenhalterplatte und zusätzlicher weiterer Kalotten beliebig vergrößern.

Der Anspruch sowohl der LUXOR Linie als auch der TWS Linie ist "höchste Sicherheit" durch vollständigen Berührungsschutz (Ausnahme: Drehspiegelleuchten). Drei Lichtquellen sind lieferbar: Glühlampen, Blitzentladungsröhren und LED-Leuchtmittel.

TWS und LUXOR - zwei unterschiedliche Signalisierungssysteme für den gleichen Zweck:

QUALITÄT UND SICHERHEIT IN VOLLENDUNG



TWS y LUXOR: dos filosofías comparadas

Desde siempre SIRENA, productor especializado en el sector de la señalización óptica y acústica de emergencia, es sensible hacia la continua actualización productiva característica del sector industrial, así que ha desarrollado y realizado dos líneas distintas de columnas luminosas para la instalación en maquinarias: la gama **TOWER SECTOR** y la **LUXOR**.

Las peculiaridades que caracterizan la gama **TWS** son principalmente tres:

- **SEGURIDAD TOTAL, ÚNICA, ABSOLUTA**
- **SENCILLEZ DE MONTAJE**
- **EXTENSIBILIDAD**, gracias a una gama amplia de accesorios.

Sirena propone las columnas luminosas TWS con tres distintas fuentes luminosas: lámpara de filamento, lámpara de xenón y el LED, sea sobre un soporte tipo lámpara que en la versión de LEDs integrados. Respecto a esta última versión se distinguen:

TWS F SMD y TWS MULTI SMD

Columna componible con módulos de Ø72 mm, en un máximo de cinco estaciones (cinco módulos luz o cuatro módulos luz + módulo acústico), con solución electrónica innovadora realizada con 12 LEDs SMD (ángulo de emisión luminosa 120°) de última generación.

En la versión MULTI SMD cada módulo puede realizar cuatro distintas condiciones de funcionamiento (luz fija, simple destello, doble destello y triple destello) que, combinadas a los colores, permiten numerosas soluciones de señalización, en un único artículo. Las funciones pueden ser seleccionadas por el usuario a través de un selector DIP SWITCH.

LD 125 TWS

Columna completamente componible con módulos en la tradicional dimensión de Ø72 mm. Módulos luminosos de LEDs integrados y módulos acústicos, en un máximo de 5 estaciones, utilizables con los accesorios de la línea TWS.

LD MINI TWS

Nueva columna luminosa con módulos de Ø48 mm, componibles por medio de una abrazadera. Módulos luminosos de LEDs integrados (luz fija/intermitente), base de cableado + tapa + pié y módulo acústico. Se pueden utilizar los accesorios de la línea TWS.

LD BABY TWS

Nueva columna luminosa con módulos de Ø36 mm componibles a encaje. Módulos luminosos de LEDs integrados (luz fija), base de cableado + tapa + pié y módulo acústico. Se pueden utilizar los accesorios de la línea TWS.

LD MICRO TWS

Nueva columna luminosa con módulos de Ø25 mm componibles a encaje. Módulos luminosos de LEDs integrados (luz fija), base de cableado + tapa y módulo acústico.

LD NANO TWS

Nueva columna luminosa con módulos de Ø18 mm componibles a encaje. Módulos luminosos de LEDs integrados (luz fija), base de cableado + tapa.

Sus características técnicas representan la vanguardia en la tecnología actual: resistencia de los materiales, autoextinción, alto grado IP, resistencia a las vibraciones, clase II de aislamiento.

La gama **LUXOR**, por su gran polivalencia de composición, nace para satisfacer las modernas necesidades de señalización industrial, solucionando todos los problemas de instalación, ya que es la única en el mercado con las características siguientes:

- 4 MEDIDAS DISTINTAS (Ø 45 - Ø 65 - Ø 90 - Ø 136) DE CADA COMPONENTE**
- 260 CONFIGURACIONES YA ENSAMBLADAS**
- SEGURIDAD TOTAL**

LUXOR, suministrada en configuraciones ya ensambladas, se prevee con 4 diámetros distintos, para que se adapte en ambientes, espacios y maquinarias de dimensiones distintas, así como en muchas versiones con elementos individuales, en línea, en columna o contrapuestos y con las posibilidades más variadas de enganche. Los mensajes luminosos, disponibles en 6 colores distintos, pueden ser fijos, intermitentes, de destellos, rotativos o alternados, y pueden venir con una señal acústica.

Gracias a la fácil extensibilidad del sistema LUXOR, el proyectista de la planta o el instalador pueden siempre transformar una columna de dos módulos en una columna de tres o más de tres, añadiendo uno o más difusores y reemplazando el circuito existente con otro con más módulos.

La idea guía de LUXOR es la "seguridad total", igual como TWS. De echo, cuando se abre el módulo no es posible tocar elementos bajo tensión, excepto los rotativos, ya que se saca la alimentación, así garantizando la seguridad total del usuario. Los elementos LUXOR se preveen para tres distintas fuentes de luz: lámpara de incandescencia, de Xenó y de LED. Por lo tanto, TWS y LUXOR representan dos sistemas bien distintos de señalización pero con una lógica única:

MÁXIMAS PRESTACIONES Y SEGURIDAD TOTAL

TOWER SECTOR: TWS - MINI TWS

DUE DIAMETRI CON UNA STESSA FILOSOFIA
TWO DIAMETERS WITH THE SAME PHILOSOPHY
DEUX DIAMETRES UNE SEULE PHILOSOPHIE
ZWEI DURCHMESSER MIT DER SELBEN PHILOSOPHIE
DOS TAMAÑOS Y UNA ÚNICA FILOSOFÍA



Molteplici possibilità di montaggio offerte dai vari elementi e accessori dotati di filettatura 1/2" NPT.

Multiple installation possibilities are offered by the various modules and the accessories fitted with 1/2" NPT thread.


Nombreuses possibilités d'assemblage grâce aux différents éléments et accessoires équipés d'un filetage 1/2" NPT.

Dank der verschiedenen Elementen und Zubehör mit 1/2" NPT Gewinde sind zahlreiche Kombinationen möglich.

Múltiples posibilidades de montaje ofrecidas por los varios elementos y accesorios con rosca 1/2" NPT.



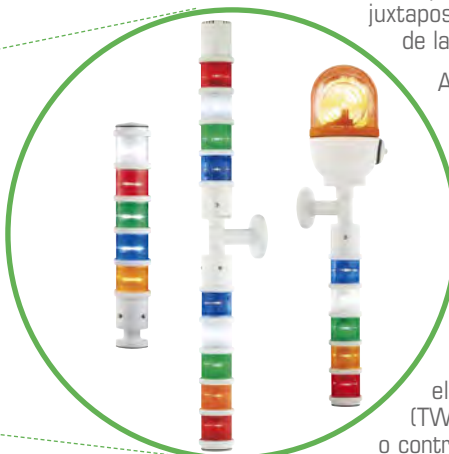
ACCESSORI TWS e MINI TWS
TWS AND MINI TWS ACCESSORIES
ACCESSOIRES TWS ET MINI TWS
ZUBEHÖR TWS UND MINI TWS
ACCESORIOS TWS Y MINI TWS



Su ogni modulo di base (TWS B.C. / MINI TWS B.C.) si possono montare fino a 5 elementi di segnalazione. Con l'utilizzo della base a parete con doppia filettatura 1/2" NPT (TWS BP 2) è possibile installare fino a 10 moduli o contrapporre la TWS e la MINI TWS ad una luce della gamma BABYROT, BABYLAMP, BABYFLASH.

On each base (TWS B.C. / MINI TWS B.C.) 5 modules can be assembled. It is possible to install up to 10 modules or to match TWS and MINI TWS with a beacon from the BABYROT, BABYLAMP, BABYFLASH range using the base with 1/2" NPT double thread for wall mounting (TWS BP 2).

Sur chaque élément de base (TWS B.C. / MINI TWS B.C.) on peut installer jusqu'à 5 éléments de signalisation. Avec le support mural à double filetage 1/2" NPT (TWS BP 2), il est possible d'installer jusqu'à 10 éléments ou de juxtaposer la colonne TWS et la MINI TWS à un feu de la gamme BABYROT, BABYLAMP, BABYFLASH.



Auf jedes Anschlußelement (TWS B.C. / MINI TWS B.C.) kann man bis zu 5 Signalelemente montieren. Bei Verwendung der 2-1/2" NPT-Gewinde Wandhalterung (TWS BP 2) ist es auch möglich, bis zu 10 Signalelemente zu installieren oder die TWS und die MINI TWS mit einer Leuchte der Linie BABYROT, BABYLAMP, BABYFLASH zu ergänzen.

Por encima de cada módulo de base (TWS B.C. / MINI TWS B.C.) se pueden instalar hasta 5 elementos de señalización. Al utilizar el montaje de pared de doble rosca 1/2" NPT (TWS BP 2) es posible montar hasta 10 módulos o contraponer la TWS y la MINI TWS a una luz de la gama BABYROT, BABYLAMP, BABYFLASH.

TOWER SECTOR: TWS - MINI TWS



MODULI LUMINOSI TWS E MINI TWS TWS AND MINI TWS LUMINOUS MODULES ELEMENTS LUMINEUX TWS ET MINI TWS LICHTELEMENTE TWS UND MINI TWS ELEMENTOS LUMINOSOS TWS Y MINI TWS

TWS

6 colori disponibili in 5 diverse fonti luminose
6 colours available in 5 different light sources
6 couleurs disponibles en 5 différentes sources lumineuses
6 farben der lichtelemente in 5 verschiedenen lichtquellen
6 colores disponibles en 5 distintas fuentes luminosas

MINI TWS

6 colori disponibili in un'unica fonte luminosa
6 colours available in a unique light source
6 couleurs disponibles en une seule source lumineuse
6 farben der lichtelemente in einer einzigen lichtquelle
6 colores disponibles con una única fuente luminosa

LD MINI TWS F/L

Modulo luminoso comprendente 4 LED "multi-chip" di nuovissima generazione con view-angle di 120° caduno. Ogni singolo LED consta di 4 "chips" che permettono di ottenere un'eccezionale resa luminosa con bassissimo assorbimento di corrente. I LED sono saldati sul circuito stampato verticale e sono quindi particolarmente resistenti alle vibrazioni. Ogni modulo offre la possibilità della funzione luce fissa/luce lampeggiante.

Luminous module comprising 4 new generation "multi-chip" LED with 120° view-angle each chip. Every single LED has 4 "chips" that produce an excellent light output with extremely low power consumption. The LED are welded on a vertical printed circuit and are therefore particularly resistant to vibrations. Each module has a continuous light or flashing light option.

Élément lumineux comprenant 4 LEDs "multi-chip" de nouvelle génération avec angle de visibilité de 120° chacun. Chaque LED individuelle se compose de 4 "chips" qui permettent d'obtenir un excellent rendement lumineux avec très basse consommation de courant. Les LEDs sont soudées sur le circuit imprimé vertical et sont donc particulièrement résistantes aux vibrations. Chaque élément offre la possibilité de la fonction lumière fixe/lumière clignotante.

Lichtelement mit 4 „multi-chip“ LED neuer Generation mit je 120° Gesichtswinkel. Jede LED hat 4 „Chips“, die eine hohe Lichtstärke mit sehr niedrigem Stromverbrauch ermöglichen. Die LED sind auf der senkrechten Platine gelötet und sind daher besonders vibrationsfest. Es ist möglich jedes Element als Blink-/Dauerlicht zu benutzen.

Elemento luminoso provisto de 4 LED "multi-chip" de nueva generación de 120° de visibilidad cada uno. Los LED'S empleados cuentan con 4 "chips" que permiten obtener un excepcional rendimiento luminoso con un bajísimo consumo. Los LED'S están soldados sobre el circuito impreso vertical y, por lo tanto, resultan ser muy resistentes a eventuales vibraciones. Cada módulo ofrece tanto la función de luz fija como la de luz intermitente.




Lampada a filamento

Filament bulb / Ampoule a filament
Glühlampe
Lámpara de filamento



Lampada a Led

Led bulb / Ampoule a Led
Led-Leuchtmittel / Lámpara de Led



Lampada allo xeno

Xenon tube / Tube au xenon
Xenon-Röhre
Lámpara de xenón



Led integrati

Integrated Led / Led's integrees
Integrierte Led / Led's integrados



Led SMD

SMD Led / Led's SMD
SMD Led / Led's SMD

MODULI ACUSTICI TWS
TWS ACOUSTIC MODULES
ELEMENTS ACOUSTIQUES TWS
AKUSTISCHE ELEMENTE TWS
ELEMENTOS ACÚSTICOS TWS



Modulo piezo elettrico TWS A - 6 suoni
TWS A piezoelectric module - 6 sounds
Élément piézo-électrique TWS A - 6 sons
Piezoelektrisches Element TWS A - 6 Tonfolgen
Elemento piezoeléctrico TWS A - 6 tonos



Modulo magnetodinamico TWS AM - 32 suoni
TWS AM magnetodynamic module - 32 sounds
Élément magnéto-dynamique TWS AM - 32 sons
Magnetodynamisches Element TWS AM - 32 Tonfolgen
Elemento magnetodinámico TWS AM - 32 tonos

MODULO ACUSTICO MINI TWS
MINI TWS ACOUSTIC MODULE
ELEMENT ACOUSTIQUE MINI TWS
AKUSTISCHES ELEMENT MINI TWS
ELEMENTO ACÚSTICO MINI TWS



Modulo magnetodinamico MINI TWS A - 1 suono bitonale
MINI TWS A magnetodynamic module - 1 bitone sound
Élément magnéto-dynamique MINI TWS A - 1 son bitonal
Magnetodynamisches Element MINI TWS A - 1 bitonale Tonfolge
Elemento magnetodinámico MINI TWS A - 1 sonido bitonal

BASE DI CABLAGGIO TWS B.C.
TWS B.C. WIRING BASE
BASE DE CABLAGE TWS B.C.
VERDRÄHTUNGSSOCKEL TWS B.C.
BASE DE CONEXIONADO TWS B.C.



Base di cablaggio completa di cappello e guarnizione di base
Wiring base complete with cover and base gasket
Base de câblage complète avec couvercle et joint de base
Verdrahtungssockel mit Deckel und Sockeldichtung
Base de conexionado con tapa de cierre y junta de base

BASE DI CABLAGGIO MINI TWS B.C.
MINI TWS B.C. WIRING BASE
BASE DE CABLAGE MINI TWS B.C.
VERDRÄHTUNGSSOCKEL MINI TWS B.C.
BASE DE CONEXIONADO MINI TWS B.C.



Base di cablaggio completa di piede di fissaggio e cappello di chiusura
Wiring base complete with fixing foot and locking cover
Base de câblage complète avec socle de fixation et couvercle de fermeture
Verdrahtungssockel mit Fuß und Deckel
Base de conexionado con soporte de montaje y tapa de cierre

TOWER SECTOR: TWS - MINI TWS

Tali linee sono state progettate per una sicurezza TOTALE, UNICA e ASSOLUTA. È possibile SOSTITUIRE LA LAMPADA (solo per TWS) O MODIFICARE LA COLONNA, aggiungendo o eliminando moduli, CON L'APPARECCHIO IN TENSIONE in maniera totalmente sicura.

These ranges have been especially designed to ensure TOTAL, UNIQUE and ABSOLUTE safety. It is possible to REPLACE A BULB (for TWS only) or MODIFY THE COLUMN by adding/removing modules in complete SAFETY WITHOUT REMOVING THE POWER SUPPLY.

Ces lignes ont été conçues pour garantir une sécurité TOTALE, UNIQUE et ABSOLUE. Il est possible de REMPLACER L'AMPOULE (pour le TWS seulement) OU DE MODIFIER LA COLONNE, en ajoutant ou en enlevant des éléments tout en conservant L'APPAREIL SOUS TENSION en toute SECURITE.

Diese Linien sind für eine VOLLSTÄNDIGE, ABSOLUTE und EINZIGARTIGE Sicherheit realisiert. Der LEUCHTMITTEL-AUSTAUSCH (nur für TWS) oder DIE ÄNDERUNG DER SIGNALSÄULE, entweder bei Erweiterung oder Entfernung von Elementen, sind GEFÄHRLOS UNTER SPANNUNG möglich.

Esas líneas fueron desarrolladas con el objetivo de ofrecer una seguridad TOTAL, ÚNICA y ABSOLUTA. Se puede REMPLAZAR LA LÁMPARA (sólo para el TWS) O VARIAR LA COLUMNA, añadiendo o eliminando módulos, CON EL APARATO BAJO TENSION, de manera totalmente SEGURA.



Facilmente e velocemente **COMPONIBILE SENZA L'UTILIZZO DI UTENSILI**: si posiziona la scheda di connessione verticale nell'apposita feritoia spingendo verso il basso, in seguito si ruota la ghiera fino al bloccaggio totale.


I moduli sono dotati di un sistema antisvitamento con dentini di aggancio tra ghiera e cupola su ogni modulo.

ASSEMBLY is quick and easy WITHOUT THE USE OF TOOLS: place the vertical printed circuit in the slits provided and push downwards twisting the locking until the module has been completely secured. The modules have been made with an unscrewable tooth locking system placed between the locking and the dome on each module.

Facilement et rapidement **COMPOSABLE SANS OUTILS**: on positionne le circuit imprimé vertical dans la fente appropriée en poussant vers le bas et on tourne le collier jusqu'au blocage total. Les éléments sont équipés d'un système anti-dévisage d'encliquetage entre collier et dôme sur chaque élément.

Einfache und schnelle **MONTAGE OHNE WERKZEUG**: Es genügt, die senkrechte Platine auf den dazu bestimmten Einschub zu positionieren, nach unten zu schieben und die Nutmutter bis zum kompletten Verschluß zu drehen. Die Elemente sind mit einem Kupplungszahnsystem zwischen Nutmutter und Haube jedes Elementes versehen.

Fácil y velozmente **COMPONIBLE SIN EMPLEO DE UTENSILIOS**: se posiciona la tarjeta de conexión vertical en la expresa aspirera empujando hacia abajo, tras se rueda la virola roscada hasta el bloqueo total. Los elementos están provistos de un sistema de dientes de enganche entre la virola roscada y la cúpula en cada módulo para garantizar el antidesatornillamiento.



TWS



MINI TWS



IP 65



Costruite con materiali di qualità elevata, sono dotate di guarnizioni e OR per una TOTALE RESISTENZA AGLI AGENTI ATMOSFERICI. Facile manutenzione.

They have been made with high quality material and are supplied with gaskets and "O" Rings ensuring ABSOLUTE RESISTANCE AGAINST ATMOSPHERIC AGENTS. Easy maintenance.

Fabriquéés avec des matériaux de haute qualité, sont équipées de joints et O ring, pour garantir une RESISTANCE TOTALE AUX AGENTS ATMOSPHERIQUES. Entretien facile.

Diese sind mit hochwertigen Materialien hergestellt und sind mit Dichtungen für eine VOLLE WITTERUNGSBESTÄNDIGKEIT versehen. Einfache Wartung.

Construidas con materiales de calidad elevada, están provistas de juntas y OR para una RESISTENCIA TOTAL A LOS AGENTES ATMOSFÉRICOS. Facil manutención.

Il montaggio dei moduli TWS e MINI TWS risulta essere molto semplice: il collegamento elettrico tra i moduli è automatico e contemporaneo all'inserimento meccanico. Per la costruzione di una colonna è indispensabile l'utilizzo del modulo di base (TWS B.C. e MINI TWS B.C.) che permetterà di realizzare i collegamenti elettrici. Su questo verranno inseriti i vari moduli di seguito descritti.

Assembly of the TWS and MINI TWS modules is simple: electrical connection between the modules is automatic and simultaneous on assembling the modules. It is necessary to use the base (TWS B.C. and MINI TWS B.C.) to assemble a column that allows the electrical connection. The various modules, as described in this catalogue, can then be added.

L'assemblage des éléments TWS et MINI TWS est très simple: le raccordement électrique entre les éléments est automatique et le montage mécanique se fait simultanément. Il est indispensable d'utiliser l'élément de base (TWS B.C. et MINI TWS B.C.) pour l'assemblage d'une colonne, celui-ci permettant de réaliser les raccordements électriques. Sur cet élément d'autres éléments peuvent être montés, comme décrit ci-dessous.

Der Zusammenbau der TWS und MINI TWS Elemente ist sehr einfach: Die elektrische Verbindung der Elemente erfolgt automatisch und ist gleichzeitig auch mechanische Verbindung. Für die Montage einer Signalsäule ist das Anschlußelement (TWS B.C. und MINI TWS B.C.) unbedingt erforderlich, um die elektrische Verbindung zu realisieren. Auf dieses Element werden folgende Signalelemente aufeinander gesetzt.

El acoplamiento de los elementos TWS y MINI TWS resulta ser muy simple: la conexión eléctrica entre los módulos se lleva a cabo automática y contemporaneamente al ensamblaje mecánico. La construcción de una columna requiere el empleo del módulo de base (TWS B.C. y MINI TWS B.C.), que permite realizar las conexiones eléctricas. Por encima de éste se insertarán los varios módulos listados a continuación.



TOWER SECTOR: BABY TWS - MICRO TWS - NANO TWS


Gamma di colonne di diametro ridotto con moduli indipendenti e componibili realizzati solo in versione a LED INTEGRATI 24V dc/ac luce fissa.

Range of columns with reduced diameter and separate stackable modules. LED INTEGRATED 24V dc/ac continuous light version only.

Gamme de colonnes de diamètre réduit avec éléments indépendants et à composer réalisés uniquement en version à LEDS INTEGRES 24V dc/ac à lumière fixe.

Linie von Signalsäulen kleineres Durchmessers mit unabhängigen kombinierbaren Elementen. Diese sind nur in LED INTEGRIERTER Ausführung, 24V dc/ac - Dauerlicht realisiert.

Serie de columnas de señalización de diámetro compacto compuesta por elementos independientes y componibles, disponibles únicamente en versión de LED'S INTEGRADOS, en 24V dc/ac y de luz fija.



BABY TWS

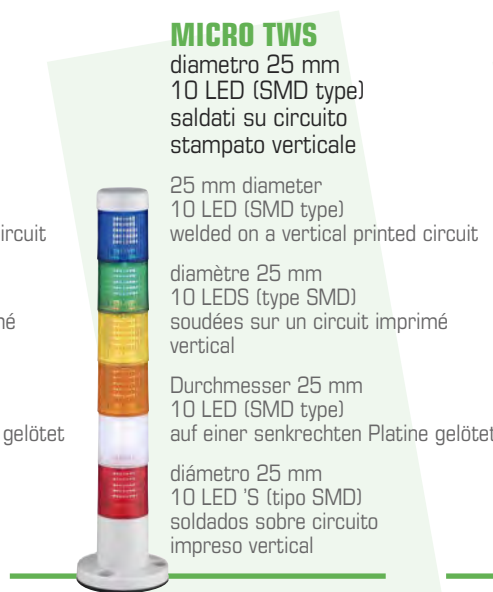
diámetro 36 mm
14 LED (SMD type)
saldati su circuito
stampato verticale

36 mm diameter
14 LED (SMD type)
welded on a vertical printed circuit

diamètre 36 mm
14 LED'S (type SMD)
soudées sur un circuit imprimé
vertical

Durchmesser 36 mm
14 LED (SMD type)
auf einer senkrechten Platine gelötet

diámetro 36 mm
14 LED 'S (tipo SMD)
soldados sobre circuito
impreso vertical



MICRO TWS

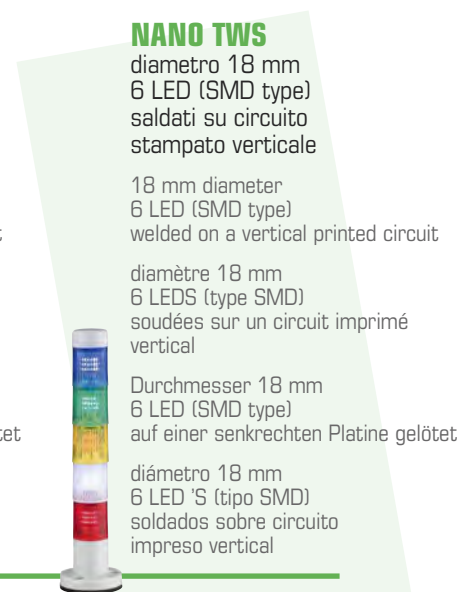
diámetro 25 mm
10 LED (SMD type)
saldati su circuito
stampato verticale

25 mm diameter
10 LED (SMD type)
welded on a vertical printed circuit

diamètre 25 mm
10 LED'S (type SMD)
soudées sur un circuit imprimé
vertical

Durchmesser 25 mm
10 LED (SMD type)
auf einer senkrechten Platine gelötet

diámetro 25 mm
10 LED 'S (tipo SMD)
soldados sobre circuito
impreso vertical



NANO TWS

diámetro 18 mm
6 LED (SMD type)
saldati su circuito
stampato verticale

18 mm diameter
6 LED (SMD type)
welded on a vertical printed circuit

diamètre 18 mm
6 LED'S (type SMD)
soudées sur un circuit imprimé
vertical

Durchmesser 18 mm
6 LED (SMD type)
auf einer senkrechten Platine gelötet

diámetro 18 mm
6 LED 'S (tipo SMD)
soldados sobre circuito
impreso vertical

MONTAGGIO MODULI

ASSEMBLY OF THE MODULES / ASSEMBLAGE DES ELEMENTS / MONTAGE DER ELEMENTE / ACOPLAMIENTO DE LOS ELEMENTOS

Gli elementi luminosi delle 3 serie di colonne sono facilissimi da assemblare grazie ad un sistema di innesto a scatto che rende questa operazione rapida e realizzabile senza l'impiego di attrezzi.

Assembly of the luminous elements of these 3 ranges is very easy due to the interlocking system that allows quick assembly without the use of tools.

Les éléments lumineux des 3 séries de colonnes sont très facile à assembler grâce à un système à encastrement qui permet un assemblage rapide et réalisable sans l'emploi d'outils.

Die Lichtelemente dieser 3 Signalsäulen-Linien sind dank dem Zusammensteckensystem einfach zu montieren. Dieses System ermöglicht eine schnelle Montage ohne Werkzeug.

Los módulos luminosos pertenecientes a las 3 series de columnas son muy fáciles de ensamblar gracias a un sistema de acoplamiento de presión el cual permite realizar dicha operación de forma rápida y sin necesidad de herramientas.

MODULI LUMINOSI

LUMINOUS MODULES / ELEMENTS LUMINEUX / LICHELEMENTE / ELEMENTOS LUMINOSOS



LD BABY TWS F



LD MICRO TWS F



LD NANO TWS F

TOWER SECTOR: BABY TWS - MICRO TWS - NANO TWS

BASI DI CABLAGGIO

WIRING BASES / BASES DE CABLAGE / VERDRÄHTUNGS SOCKEL / BASES DE CONEXIONADO

Ogni colonnina necessita di una base di cablaggio che viene fornita completa di un piede di fissaggio ed un cappello di chiusura. Dati i diametri delle 3 serie di colonne, non è possibile effettuare il cablaggio su una morsettiera. Le basi vengono così fornite:

To assemble each column it is necessary to have a wiring base that is supplied complete with a fixing foot and locking cover. Due to the small diameter of these 3 ranges it is not possible to make the wiring on a terminal block. The bases are therefore supplied as follows:

Chaque colonne nécessite d'une base de câblage qui est fournie complète d'un socle de fixation et un couvercle de fermeture. En vue des diamètres des 3 séries de colonnes, il n'est pas possible d'effectuer le câblage sur un bornier. Les bases sont fournies comme il suit:

Jede Signalsäule braucht einen Verdrahtungssockel, den komplett mit Befestigungsfuß und Deckel geliefert wird. Angesichts der Durchmesser der 3 Signalsäulenlinien, ist es nicht möglich, die Verkabelung durch eine Klemmleiste durchzuführen. Die Verdrahtungssockel werden wie folgt geliefert:

Cada columna necesita de una base de conexionado la cual se suministra completa con soporte de montaje y tapa de cierre. Debido a los diámetros de las 3 series de columnas no es posible realizar el conexionado eléctrico en una regleta de bornes interna, por lo que las bases de conexionado se suministran de la siguiente manera:

BABY TWS B.C.

Base di cablaggio con 7 cavi in uscita che gestisce fino a 6 moduli

Wiring base with 7 cables output; up to 6 modules can be operated

Base de câblage avec 7 câbles en sortie; elle commande jusqu'à 6 éléments

Verdrahtungssockel mit 7 Ausgangsdrähten, der bis zu 6 Elementen steuert

Base de conexionado con 7 cables; gestión de hasta 6 elementos



MICRO TWS B.C.

Base di cablaggio con 7 cavi in uscita che gestisce fino a 6 moduli

Wiring base with 7 cables output; up to 6 modules can be operated

Base de câblage avec 7 câbles en sortie; elle commande jusqu'à 6 éléments

Verdrahtungssockel mit 7 Ausgangsdrähten, der bis zu 6 Elementen steuert

Base de conexionado con 7 cables; gestión de hasta 6 elementos



NANO TWS B.C.

Base di cablaggio con 6 cavi in uscita che gestisce fino a 5 moduli

Wiring base with 6 cables output; up to 5 modules can be operated

Base de câblage avec 6 câbles en sortie; elle commande jusqu'à 5 éléments

Verdrahtungssockel mit 6 Ausgangsdrähten, der bis zu 5 Elementen steuert

Base de conexionado con 6 cables; gestión de hasta 5 elementos



MODULI ACUSTICI

ACOUSTIC MODULES / ELEMENTS ACOUSTIQUES / AKUSTISCHE ELEMENTE / ELEMENTOS ACÚSTICOS

Le colonne BABY TWS (36 mm) e MICRO TWS (25 mm) sono disponibili con un elemento acustico (24Vac/dc) piezoelettrico con tonalità intermittente:

Columns BABY TWS (36 mm) and MICRO TWS (25 mm) are available with one piezoelectric acoustic module (24Vac/dc) with intermittent tone:

Les colonnes BABY TWS (36 mm) et MICRO TWS (25 mm) sont disponibles avec un élément acoustique (24Vac/dc) piézo-électrique avec son intermittent:

Die Signalsäulen BABY TWS (36 mm) und MICRO TWS (25 mm) sind auch mit akustischem piezoelektrischem Element (24Vac/dc) - unterbrochene Tonfolge - lieferbar:

Para columnas BABY TWS (36 mm) y MICRO TWS (25 mm) están disponibles elementos acústicos (24Vac/dc) piezoeléctricos de tono intermitente:

BABY TWS A 72 dB (A)



MICRO TWS A 65 dB (A)



IEC 73 COLORI DEGLI INDICATORI LUMINOSI COLOURS OF THE LUMINOUS MODULES COULEURS DES INDICATEURS LUMINEUX FARBEN DER OPTISCHEN ANZEIGE COLORES DE LOS INDICADORES LUMINOSOS	
	GRAVE PERICOLO AGIRE CON URGENZA SERIOUS DANGER ACT NOW GRAVE DANGER AGIR AVEC URGENCE SCHWERE GEFAHR GRAVE PELIGRO ACTUAR CON URGENCIA
	ATTENZIONE AGIRE CON PRUDENZA WARNING PROCEED WITH CARE ATTENTION AGIR AVEC PRECAUTION ACHTUNG ATENCIÓN ACTUAR CON PRUDENCIA
	CONDIZIONE DI SICUREZZA AUTORIZZAZIONE A PROCEDERE SAFE CONDITION GO AHEAD CONDITION DE SECURITE AUTORISATION DE MISE EN MARCHÉ NORMALER ZUSTAND FORTSCHRITTEN CONDICIÓN DE SEGURIDAD AUTORIZACIÓN PARA PROCEDER
	SIGNIFICATO SPECIFICO ATTRIBUITO SECONDO LE NECESSITÀ DEL CASO SPECIFIC MEANING GIVEN DEPENDING ON THE SITUATION SIGNIFICATION SPECIFIQUE SELON LES CAS ZUSTAND, DER EINE DEFINIERTE HANDLUNG ERFORDERT SIGNIFICADO ESPECIFICO ATRIBUIDO SEGÚN LA NECESIDAD DEL CASO
	NESSUN SIGNIFICATO SPECIFICO NO SPECIFIC MEANING PAS DE SIGNIFICATION SPECIFIQUE KEINE BESONDERE BEDEUTUNG NINGÚN SIGNIFICADO ESPECÍFICO



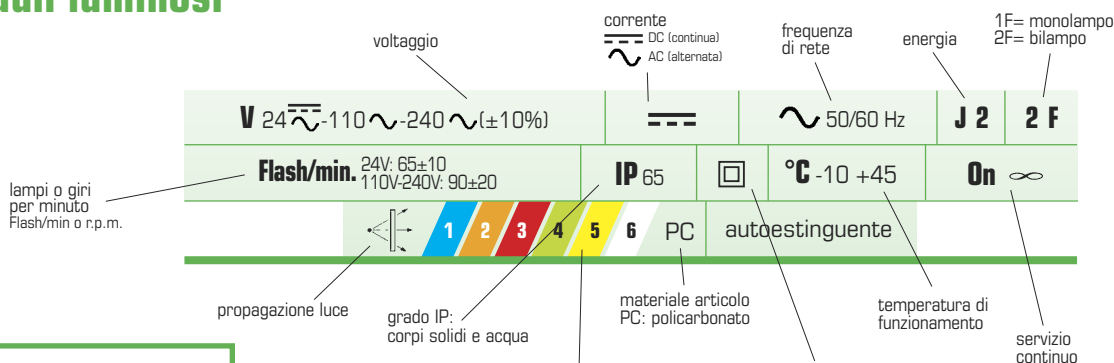
Linea colonne luminose . Luminous towers range



LEGENDA

Tower Sector: principali caratteristiche tecniche e funzionali dei prodotti

Moduli luminosi



CODIFICA: es. TWSLMT1248D1 →

- D** = corrente continua
- A** = corrente alternata
- DA** = corrente continua e alternata
- 1F** = monolampo
- 2F** = bilampo
- L** = luce lampeggiante
- F** = luce fissa
- X** = luce xeno
- LD** = LED integrati
- LMT** = luce lampeggiante multitensione fornita senza lampada
12÷48 V DC
24÷240 V AC
- FMT** = luce fissa multitensione fornita senza lampada
12÷240 V DC/AC
- N** = nero

Informazioni tecniche relative alle più importanti caratteristiche elettriche e prestazioni funzionali

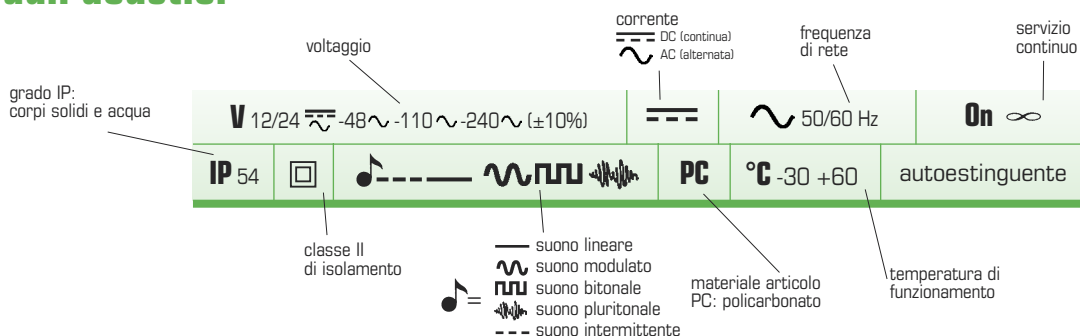
Tipo di sorgente luminosa:

- lampada a filamento
- tubo a scarica allo xeno 2J

BA 15d 5W LR BA 15d 5W	V \equiv	12 ÷ 24 ÷ 48	-	-
	V \sim	-	24 ÷ 48 ÷ 110 ÷ 240	-
	mA	430	210	103
	Cd (p)	4	3	3
			2.5	2.5

assorbimento di corrente
A=Ampere
1mA=0,001A
candele di picco

Moduli acustici



Informazioni tecniche relative alle più importanti caratteristiche elettriche e prestazioni funzionali

V \equiv	12 ÷ 24 ÷ 48	-	-
V \sim	-	110 ÷ 240	-
mA	2.7	6	13
Hz	2500	(± 100 Hz)	

assorbimento di corrente
A=Ampere
1mA=0,001A
frequenza di suono in Hertz

CODIFICA: es. TWSAM240A

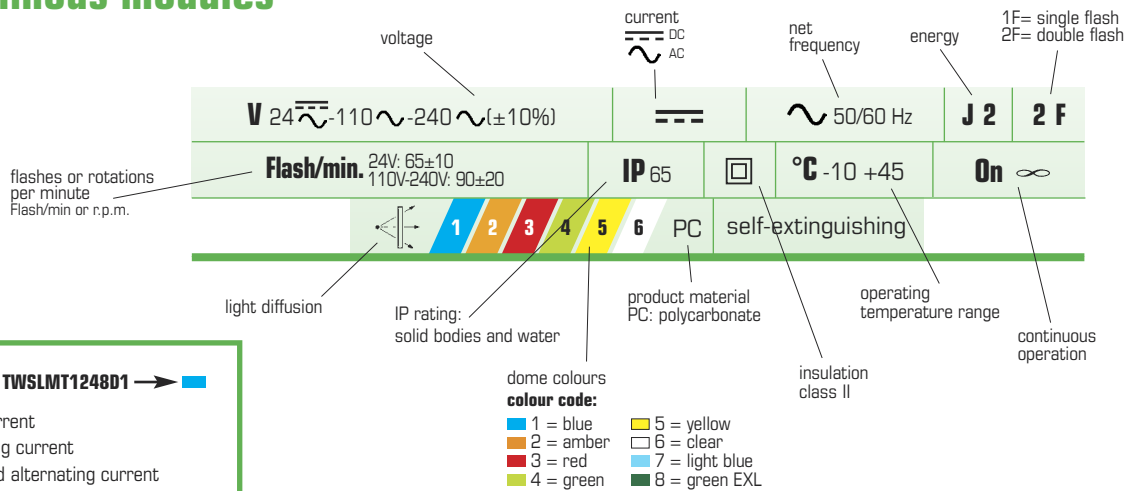
- D** = corrente continua
- A** = corrente alternata
- DA** = corrente continua e alternata



LEGEND

Tower Sector: main technical and functional characteristics of the products

Luminous modules



CODIFICATION: ex. TWSLMT1248D1 →

- D** = direct current
- A** = alternating current
- DA** = direct and alternating current
- 1F** = single flash
- 2F** = double flash
- L** = flashing light
- F** = continuous light
- X** = xenon flashing light
- LD** = integrated LED
- L MT** = multi voltage flashing beacon supplied without bulb 12÷48 V DC 24÷240 V AC
- F MT** = multi voltage continuous light beacon supplied without bulb 12÷240 V DC/AC
- N** = black

Technical information regarding the most important functional and electrical characteristics

Type of luminous source:

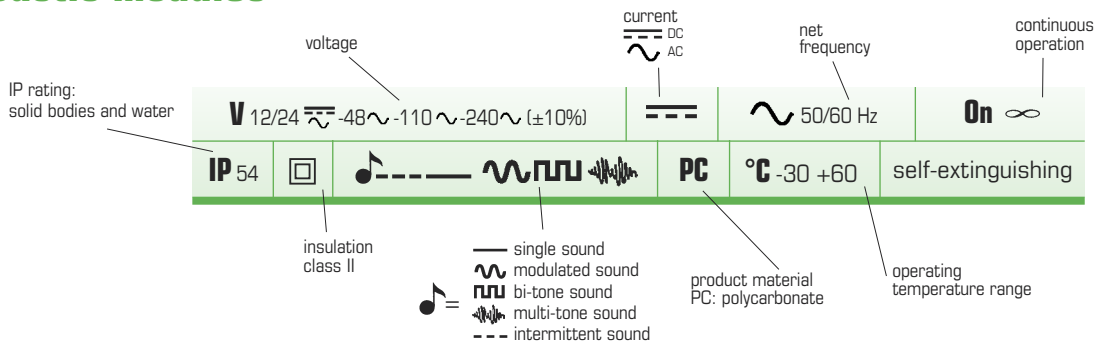
- filament bulb
- xenon tube 2J

	direct current voltage	alternating current voltage		current consumption A=Ampere 1mA=0,001A	
V $\overline{\sim}$	12 ÷ 24 ÷ 48	-	-	-	-
V \sim	-	24 ÷ 48 ÷ 110 ÷ 240	-	-	-
mA	430	210	103	37	27
Cd (p)	4	3	3	2.5	2.5

BA 15d 5W
LR BA 15d 5W

peak candelas

Acoustic modules



Technical information regarding the most important functional and electrical characteristics

	direct current voltage	alternating current voltage		current consumption A=Ampere 1mA=0,001A	
V $\overline{\sim}$	12 ÷ 24 ÷ 48	-	-	-	-
V \sim	-	-	110 ÷ 240	-	-
mA	2.7	6	13	8.5	-
Hz	-	2500 (± 100 Hz)		-	-

sound frequency Hertz

CODIFICATION: es. TWSAM240A

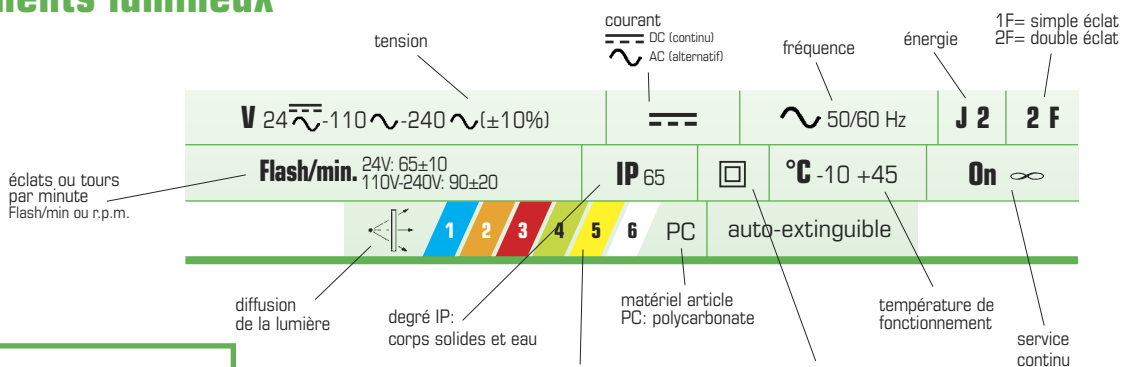
- D** = direct current
- A** = alternating current
- DA** = direct and alternating current



LEGENDE

Tower Sector: principales caractéristique techniques et fonctionnelles des produits

Éléments lumineux



CODIFICATION: ex. TWSLMT1248D1 →

- D** = courant continu
- A** = courant alternatif
- DA** = courant continu et alternatif
- 1F** = simple éclat
- 2F** = double éclat
- L** = lumière clignotante
- F** = lumière fixe
- X** = lumière à éclats
- LD** = LED intégrées
- L MT** = Feu clignotant multitenion fourni sans ampoule
12÷48 V DC
24÷240 V AC
- F MT** = Feu à lumière fixe multitenion fourni sans ampoule
12÷240 V DC/AC
- N** = noir

Informations techniques concernant les caractéristique électriques et fonctionnelles les plus importantes

Type de source lumineuse:

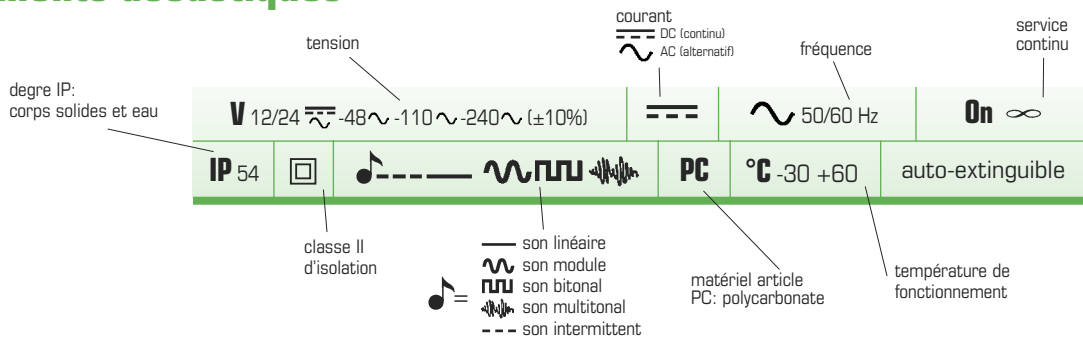
- Ampoule à filament
- tube eu xenon 2J

 BA 15d 5W LR BA 15d 5W	V \equiv	12 ÷ 24 ÷ 48	-	-
	V \sim	-	24 ÷ 48 ÷ 110 ÷ 240	-
	mA	430	210	103
	Cd (p)	4	3	3
			2.5	2.5

consommation de courant
A=Ampere
1mA=0,001A

canale di picco

Éléments acoustiques



Informations techniques concernant les caractéristique électriques et fonctionnelles les plus importantes

	V \equiv	12 ÷ 24 ÷ 48	-	-
	V \sim	-	110 ÷ 240	-
	mA	2.7	6	13
	Hz	2500	(± 100 Hz)	

consommation de courant
A=Ampere
1mA=0,001A

fréquence du son en Hertz

CODIFICATION: ex. TWSAM240A

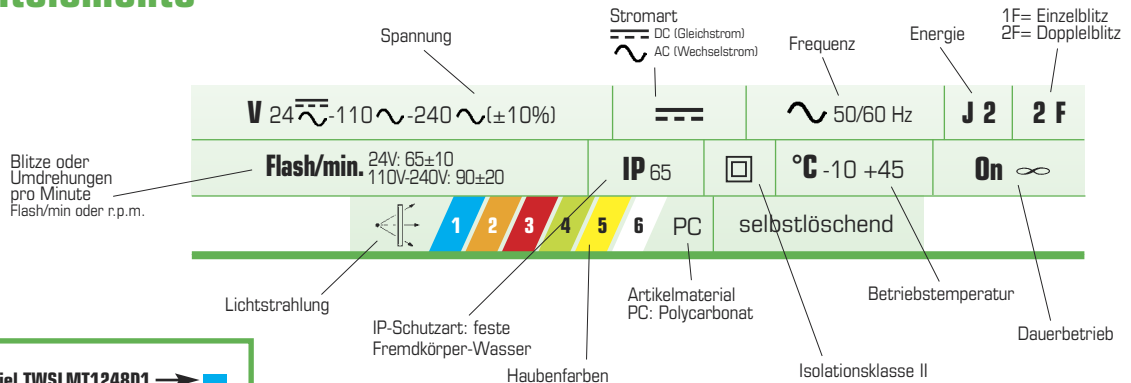
- D** = courant continu
- A** = courant alternatif
- DA** = courant continu et alternatif



LEGENDE

Tower Sector: Technische und funktionelle Hauptmerkmale der Produkte

Lichtelemente



CODIERUNG: Beispiel TWSLMT1248D1 →

- D** = Gleichstrom
- A** = Wechselstrom
- DA** = Gleichstrom und Wechselstrom
- 1F** = Einzelblitz
- 2F** = Doppelblitz
- L** = Blinklicht
- F** = Dauerlicht
- X** = Blitzlicht
- LD** = integrierte LED
- L MT** = Multispannung Blinkleuchte ohne Leuchtmittel geliefert
12÷48 V DC
24÷240 V AC
- F MT** = Multispannung Dauerleuchte ohne Leuchtmittel geliefert
12÷240 V DC/AC
- N** = Schwarz

- Haubenfarben
Farbencode:
- 1 = Blau
 - 2 = Gelb
 - 3 = Rot
 - 4 = Grün
 - 5 = Zitronengelb
 - 6 = Farblos
 - 7 = Hell-Blau
 - 8 = Grün EXL

Technische Informationen über die wichtigsten elektrischen und Funktionsmerkmale

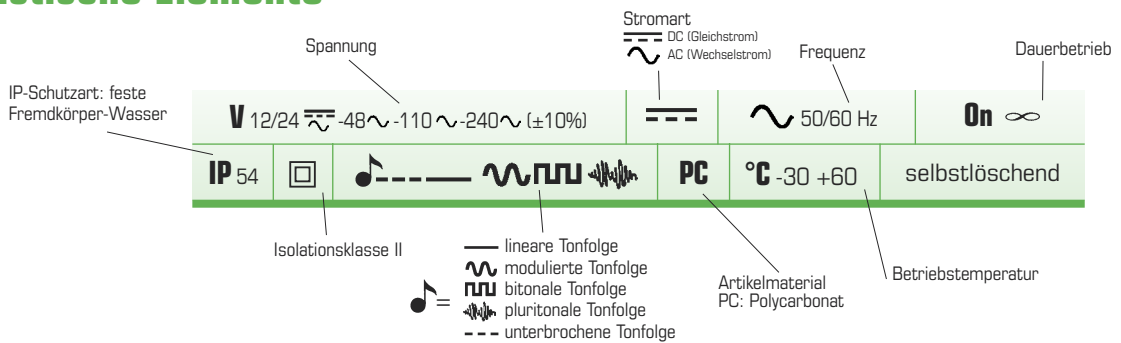
Lichtquellentyp:

- Glühlampe
- Xenon-Blitzröhre 2J

	Spannung Gleichstrom		Spannung Wechselstrom		Stromverbrauch A=Ampere 1mA=0,001A	
	V	mA	V	mA	A	mA
BA 15d 5W	12 ÷ 24 ÷ 48	430	24 ÷ 48 ÷ 110 ÷ 240	210	-	-
LR BA 15d 5W	-	430	24 ÷ 48 ÷ 110 ÷ 240	103	37	27

Spitzenwert-Candelas

Akustische Elemente



Technische Informationen über die wichtigsten elektrischen und Funktionsmerkmale

	Spannung Gleichstrom		Spannung Wechselstrom		Stromverbrauch A=Ampere 1mA=0,001A	
	V	mA	V	mA	A	mA
	12 ÷ 24 ÷ 48	2.7	110 ÷ 240	6	-	-
	-	2.7	110 ÷ 240	13	8.5	

Tonfrequenz in Hertz

CODIERUNG: Beispiel TWSAM240A

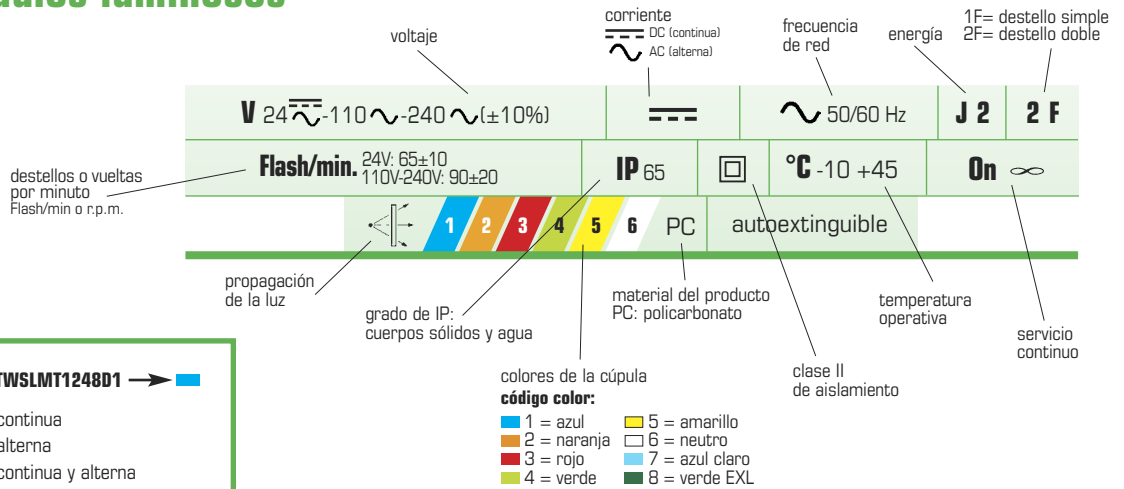
- D** = Gleichstrom
- A** = Wechselstrom
- DA** = Gleichstrom und Wechselstrom



LEYENDA

Tower Sector: Principales características técnicas y funcionales de los productos

Módulos luminosos



CODIFICACIÓN: ej. TWSLMT1248D1 →

- D** = corriente continua
- A** = corriente alterna
- DA** = corriente continua y alterna
- 1F** = destello simple
- 2F** = destello doble
- L** = luz intermitente
- F** = luz fija
- X** = luz de xenón
- LD** = LED's integrados
- L MT** = Luz intermitente multivoltaje suministrada sin lámpara 12÷48 V DC 24÷240 V AC
- F MT** = Luz fija multivoltaje suministrada sin lámpara 12÷240 V DC/AC
- N** = negro

Informaciones técnicas sobre las características eléctricas y prestaciones funcionales más importantes

Tipo de fuente luminosa:

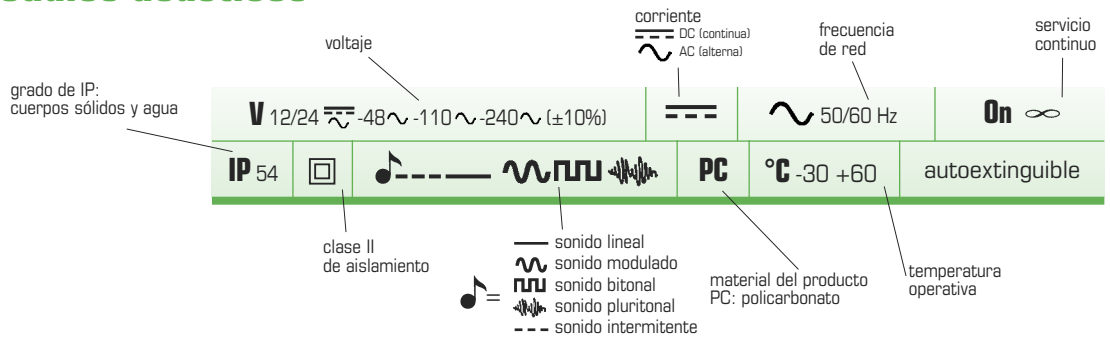
- lámpara incandescente
- tubo de descarga de xenón 2U

	voltaje corriente continua	voltaje corriente alterna	consumo de corriente A=Ampere 1mA=0,001A	
V $\overline{\sim}$	12 ÷ 24 ÷ 48	-	-	-
V \sim	-	24 ÷ 48 ÷ 110 ÷ 240	-	-
mA	430	210	103	37
Cd (p)	4	3	3	2.5

BA 15d 5W
LR BA 15d 5W

candelas/pico

Módulos acústicos



Informaciones técnicas sobre las características eléctricas y prestaciones funcionales más importantes

	voltaje corriente continua	voltaje corriente alterna	consumo de corriente A=Ampere 1mA=0,001A	
V $\overline{\sim}$	12 ÷ 24 ÷ 48	-	-	-
V \sim	-	110 ÷ 240	-	-
mA	2.7	6	13	8.5
Hz	2500	(± 100 Hz)	-	-

frecuencia sonido en Hertz

CODIFICACIÓN: ej. TWSAM240A

- D** = corriente continua
- A** = corriente alterna
- DA** = corriente continua y alterna

UL LISTED TO U.S. AND CANADIAN SAFETY STANDARDS



**LISTED 85DA
IND. CONT. EQ.**

TYPE 1 ENCLOSURE

MODEL	ELECTRICAL RATING	MAXIMUM AMBIENT TEMPERATURE ALLOWED
TWS B.C.	Max 240V dc/ac	60° C
TWS F	12V dc/ac 24V dc/ac 48V dc/ac 110, 240V dc/ac	59° C 60° C 57° C 60° C
TWS L	12÷48V dc 24÷48V ac 110, 240V ac	60° C 60° C 45° C
TWS X	24V dc/ac 110, 240V ac	41° C 43° C
LD 125 TWS F/L	24V dc/ac 48V dc/ac 110, 240V ac	60° C 60° C 60° C
TWS A	12÷48V dc 110, 240V ac	60° C 56° C
TWS AM	12/24V dc/ac 48V ac 110, 240V ac	60° C 55° C 50° C
TWS SMD	24V dc/ac 110, 240V ac	in corso - pending
LD MINI TWS F/L	24V dc/ac	50° C
MINI TWS B.C.	Max 240V dc/ac	50° C
MINI TWS A	24V dc/ac	50° C
LD BABY TWS F	24V dc/ac	50° C
BABY TWS B.C.	Max 24V dc/ac	50° C
BABY TWS A	24V dc/ac	50° C
LD MICRO TWS F	24V dc/ac	50° C
MICRO TWS B.C.	Max 24V dc/ac	50° C
MICRO TWS A	24V dc/ac	50° C
LD NANO TWS F	24V dc/ac	50° C
NANO TWS B.C.	Max 24V dc/ac	50° C

Tower Sector: NANO TWS

Tower Sector: NANO TWS



$V_{max} 24$	$^{\circ}C -30 +50$	autoestinguente self-extinguishing
--------------	---------------------	---------------------------------------

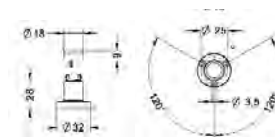
Adatto all'utilizzo interno - Indoor use

Base di cablaggio + cappello Wiring base + cover



NANO TWS B.C.
NANOTWSBC

⑪



Kg. 0,014

NANOTWSBC	■	31587
NNANOTWSBC	■	31588

Attenzione: indispensabile nella composizione della colonna.
Attention: to assemble the tower this item is essential.

$V 24 \sim (\pm 10\%)$	\equiv	\sim 50/60 Hz	\square	$^{\circ}C -30 +50$
On ∞	$\left\langle \right\rangle$	1 2 3 4 5 6	PC	autoestinguente self-extinguishing

Adatto all'utilizzo interno - Indoor use

Modulo luminoso a led integrati luce fissa Led integrated continuous light module



LD NANO TWS F
LDNANOTWSF

⑪



Kg. 0,004

$V \equiv$		24
$V \sim$		
●	mA	15
●	mA	15
●	mA	15
●	mA	15
●	mA	15
○	mA	15

LDNANOTWSF24DA1	●	31581
LDNANOTWSF24DA2	●	31582
LDNANOTWSF24DA3	●	31583
LDNANOTWSF24DA4	●	31584
LDNANOTWSF24DA5	●	31585
LDNANOTWSF24DA6	○	31586

Tower Sector: MICRO TWS

Tower Sector: MICRO TWS

V_{max} 24	$^{\circ}C$ -30 +50	autoestinguente self-extinguishing
--------------	---------------------	---------------------------------------

Adatto all'utilizzo interno - Indoor use

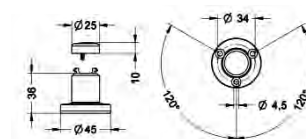
Base di cablaggio + cappello Wiring base + cover



MICRO TWS B.C.
MICROTWSBC

⑪

MICROTWSBC	■	31537
NMICROTWSBC	■	31540



Kg. 0,029

Attenzione: indispensabile nella composizione della colonna.
Attention: to assemble the tower this item is essential.

V 24 $\overline{\sim}$ ($\pm 10\%$)	$\overline{\sim}$	\sim 50/60 Hz	\square	$^{\circ}C$ -30 +50
On ∞		1 2 3 4 5 6	PC	autoestinguente self-extinguishing

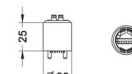
Adatto all'utilizzo interno - Indoor use

Modulo luminoso a led integrati luce fissa Led integrated continuous light module



LD MICRO TWS F
LDMICROTWSF

⑪



Kg. 0,008

V $\overline{\sim}$	24
V \sim	24
● mA	30
● mA	30
● mA	30
● mA	30
● mA	30
● mA	25
○ mA	35

LDMICROTWSF24DA1	●	31571
LDMICROTWSF24DA2	●	31572
LDMICROTWSF24DA3	●	31573
LDMICROTWSF24DA4	●	31574
LDMICROTWSF24DA5	●	31575
LDMICROTWSF24DA6	○	31576

V 24 $\overline{\sim}$ ($\pm 10\%$)	$\overline{\sim}$	\sim 50/60 Hz	\square	$^{\circ}C$ -30 +50	On ∞	autoestinguente self-extinguishing
---	-------------------	-----------------	-----------	---------------------	-------------	---------------------------------------

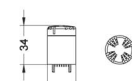
Adatto all'utilizzo interno - Indoor use

Modulo acustico piezoelettrico Piezoelectric acoustic module



MICRO TWS A
MICROTWSA

⑪



Kg. 0,016

V $\overline{\sim}$	24
V \sim	24
mA	5
dB(A)1m	65
Hz	3600 \pm 300

MICROTWSA24DA	■	31538
NMICROTWSA24DA	■	31539



Tower Sector: BABY TWS

Tower Sector: BABY TWS

V max 24	IP 65	°C -30 +50	autoestinguente self-extinguishing
-----------------	--------------	-------------------	---------------------------------------

Base di cablaggio Modulo base + cappello + basetta Wiring base + cover + foot

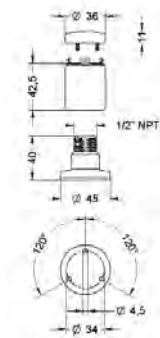


BABY TWS B.C.

BABYTWSBC

⑪

BABYTWSBC	■	36450
NBABYTWSBC	■	36449



Kg. 0,055

Attenzione: indispensabile nella composizione della colonna.
Attention: to assemble the tower this item is essential.

V 24 $\tilde{\sim}$ ($\pm 10\%$)	\equiv	\sim 50/60 Hz	IP 65	\square	°C -30 +50
On ∞	$\left\langle \right\rangle$	1 2 3 4 5 6	PC	autoestinguente self-extinguishing	



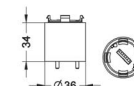
Modulo luminoso a led integrati luce fissa Led integrated continuous light module



LD BABY TWS F

LDBABYTWSF

⑪



Kg. 0,017

V \equiv	24	LDBABYTWSF24DA1	●	36451
V \sim		LDBABYTWSF24DA2	●	36452
●	mA 50	LDBABYTWSF24DA3	●	36453
●	mA 45	LDBABYTWSF24DA4	●	36454
●	mA 50	LDBABYTWSF24DA5	●	36455
●	mA 40	LDBABYTWSF24DA6	○	36456
●	mA 45			
○	mA 50			

V 24 $\tilde{\sim}$ ($\pm 10\%$)	\equiv	\sim 50/60 Hz	IP 54
\square	$\left\langle \right\rangle$	°C -30 +50	On ∞
autoestinguente self-extinguishing			

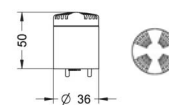
Modulo acustico piezoelettrico Piezoelectric acoustic module



BABY TWS A

BABYTWSA

⑪



Kg. 0,044

V \equiv	24	BABYTWSA24DA	■	36461
V \sim		NBABYTWSA24DA	■	36462
mA	10			
dB(A)1m	72			
Hz	4000 \pm 300			

Tower Sector: MINI TWS

Tower Sector: MINI TWS

V_{max} 240	IP 65	°C -30 +50	autoestinguente self-extinguishing
---------------	-------	------------	---------------------------------------

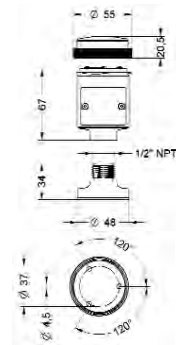
Base di cablaggio Modulo base + cappello + bassetta Wiring base + cover + foot



MINI TWS B.C.
MINITWSBC

⑪

MINITWSBC	■	31500
NMINITWSBC	■	31508



Kg. 0,10

Attenzione: indispensabile nella composizione della colonna.
Attention: to assemble the tower this item is essential.

V_{24} \sim 110 \sim 240 \sim ($\pm 10\%$)	\sim 50/60 Hz	Flash/min. 0-150 ± 20	IP 65
□ °C -30 +50	On ∞	1 2 3 4 5 6 PC	autoestinguente self-extinguishing

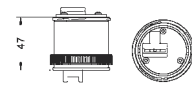
Modulo luminoso a led integrati luce fissa/lampeggiante Led integrated continuous/flashing light module



LD MINI TWS F/L
LDMINITWSFL

⑪

V \sim	24	-	-
V \sim	110	110	240
●●● mA	30	65	55
●○ mA	30	65	55



Kg. 0,045

LDMINITWSFL24DA1 ● 31501	LDMINITWSFL110A1 ● 31511	LDMINITWSFL240A1 ● 31521
LDMINITWSFL24DA2 ● 31502	LDMINITWSFL110A2 ● 31512	LDMINITWSFL240A2 ● 31522
LDMINITWSFL24DA3 ● 31503	LDMINITWSFL110A3 ● 31513	LDMINITWSFL240A3 ● 31523
LDMINITWSFL24DA4 ● 31504	LDMINITWSFL110A4 ● 31514	LDMINITWSFL240A4 ● 31524
LDMINITWSFL24DA5 ● 31505	LDMINITWSFL110A5 ● 31515	LDMINITWSFL240A5 ● 31525
LDMINITWSFL24DA6 ○ 31506	LDMINITWSFL110A6 ○ 31516	LDMINITWSFL240A6 ○ 31526

NLDMINITWSFL24DA1 ● 31541	NLDMINITWSFL110A1 ● 31551	NLDMINITWSFL240A1 ● 31561
NLDMINITWSFL24DA2 ● 31542	NLDMINITWSFL110A2 ● 31552	NLDMINITWSFL240A2 ● 31562
NLDMINITWSFL24DA3 ● 31543	NLDMINITWSFL110A3 ● 31553	NLDMINITWSFL240A3 ● 31563
NLDMINITWSFL24DA4 ● 31544	NLDMINITWSFL110A4 ● 31554	NLDMINITWSFL240A4 ● 31564
NLDMINITWSFL24DA5 ● 31545	NLDMINITWSFL110A5 ● 31555	NLDMINITWSFL240A5 ● 31565
NLDMINITWSFL24DA6 ○ 31546	NLDMINITWSFL110A6 ○ 31556	NLDMINITWSFL240A6 ○ 31566

V_{24} \sim 110 \sim 240 \sim ($\pm 10\%$)	\sim 50/60 Hz	IP 54
□ \sim \sim	On ∞	autoestinguente self-extinguishing

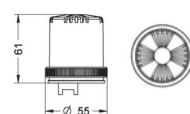
Modulo acustico magnetodinamico Magnetodynamic acoustic module



MINI TWS A
MINITWSA

⑪

V \sim	24	-	-
V \sim	110	110	240
mA	130	10	15
dB(A)1m	77	77	77
Hz	800/1000		



Kg. 0,18

MINITWSA24DA ■	31531	NMINITWSA24DA ■	31534
MINITWSA110A ■	31532	NMINITWSA110A ■	31535
MINITWSA240A ■	31533	NMINITWSA240A ■	31536

Tower Sector: TWS

Tower Sector: TWS

V max 240	IP 65	PC	°C -30 +60	autoestinguente self-extinguishing
------------------	--------------	-----------	-------------------	---------------------------------------

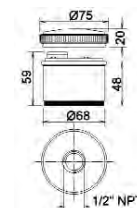
Base di cablaggio + cappello Wiring base + cover



TWS B.C.
TWSBC

⑪

TWSBC	■	27700
NTWSBC	■	27690



Kg. 0,12

Attenzione: indispensabile nella composizione della colonna.
Attention: to assemble the tower this item is essential.

V 12÷240 $\overline{\sim}$ ($\pm 10\%$)	==	$\overline{\sim}$ 50/60 Hz	IP 65
□ °C -30 +60	On ∞	1 2 3 4 5 6 PC	autoestinguente self-extinguishing

Fornito senza lampada - Supplied without bulb

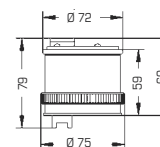
Modulo luminoso luce fissa Continuous light module



TWS F MT
TWSFMT

⑪

BA 15d 5W LR BA 15d 5W	V $\overline{\sim}$	12 ÷ 24 ÷ 48 ÷ 110 ÷ 240				
	mA	430	210	100	35	22
	Cd (p)	4	3	3	2.5	2.5
TWSFMT12240DA1 ● 27701		NTWSFMT12240DA1 ● 27631				
TWSFMT12240DA2 ● 27702		NTWSFMT12240DA2 ● 27632				
TWSFMT12240DA3 ● 27703		NTWSFMT12240DA3 ● 27633				
TWSFMT12240DA4 ● 27704		NTWSFMT12240DA4 ● 27634				
TWSFMT12240DA5 ● 27705		NTWSFMT12240DA5 ● 27635				
TWSFMT12240DA6 ○ 27706		NTWSFMT12240DA6 ○ 27636				



Kg. 0,09

Possibilità di installazione lampada a LED. LED bulb option.

V 12÷48 $\overline{==}$ - 24÷240 $\overline{\sim}$ ($\pm 10\%$)	==	$\overline{\sim}$ 50/60 Hz	Flash/min. 110±20	IP 65
□ °C -30 +60	On ∞	1 2 3 4 5 6 PC	autoestinguente self-extinguishing	

Fornito senza lampada - Supplied without bulb

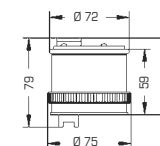
Modulo luminoso luce lampeggiante Flashing luminous module



TWS L MT
TWSLMT

⑪

BA 15d 5W LR BA 15d 5W	V $\overline{==}$	12 ÷ 24 ÷ 48		-	-	
	V $\overline{\sim}$	24 ÷ 48 ÷ 110 ÷ 240				
	mA	430	210	103	37	27
	Cd (p)	4	3	3	2.5	2.5
TWSLMT1248D1 ● 27711		TWSLMT24240A1 ● 27721				
TWSLMT1248D2 ● 27712		TWSLMT24240A2 ● 27722				
TWSLMT1248D3 ● 27713		TWSLMT24240A3 ● 27723				
TWSLMT1248D4 ● 27714		TWSLMT24240A4 ● 27724				
TWSLMT1248D5 ● 27715		TWSLMT24240A5 ● 27725				
TWSLMT1248D6 ○ 27716		TWSLMT24240A6 ○ 27726				



Kg. 0,10

NTWSLMT1248D1 ● 27641	NTWSLMT24240A1 ● 27651
NTWSLMT1248D2 ● 27642	NTWSLMT24240A2 ● 27652
NTWSLMT1248D3 ● 27643	NTWSLMT24240A3 ● 27653
NTWSLMT1248D4 ● 27644	NTWSLMT24240A4 ● 27654
NTWSLMT1248D5 ● 27645	NTWSLMT24240A5 ● 27655
NTWSLMT1248D6 ○ 27646	NTWSLMT24240A6 ○ 27656

Possibilità di installazione lampada a LED. LED bulb option.

Tower Sector: TWS SMD

Tower Sector: TWS SMD

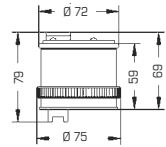
V ₂₄ $\overline{\sim}$ 110 \sim 240 \sim ($\pm 10\%$)	$\overline{\sim}$	\sim 50/60 Hz	IP 65	
°C -30 +50	On ∞		1 2 3 4 5 6	PC autoestinguente self-extinguishing

Luce fissa a led SMD SMD led continuous light



TWS F SMD
TWSFSMD

(11)



Kg. 0,11

V $\overline{\sim}$	24	-	-	-
V \sim	-	24	110	240
● ● ● mA	65	85	35	35
● ● ○ mA	65	75	35	35

TWSFSMD24DA1 ●	36471	TWSFSMD110A1 ●	36481	TWSFSMD240A1 ●	36491
TWSFSMD24DA2 ●	36472	TWSFSMD110A2 ●	36482	TWSFSMD240A2 ●	36492
TWSFSMD24DA3 ●	36473	TWSFSMD110A3 ●	36483	TWSFSMD240A3 ●	36493
TWSFSMD24DA4 ●	36474	TWSFSMD110A4 ●	36484	TWSFSMD240A4 ●	36494
TWSFSMD24DA5 ●	36475	TWSFSMD110A5 ●	36485	TWSFSMD240A5 ●	36495
TWSFSMD24DA6 ○	36476	TWSFSMD110A6 ○	36486	TWSFSMD240A6 ○	36496



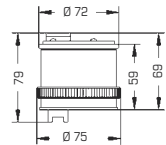
V ₂₄ $\overline{\sim}$ 110 \sim 240 \sim ($\pm 10\%$)	$\overline{\sim}$	\sim 50/60 Hz	IP 65	
°C -30 +50	On ∞		1 2 3 4 5 6	PC autoestinguente self-extinguishing

Luce fissa/lampeggiante a led SMD SMD led continuous/flashing light



TWS MULTI SMD
TWSMULTISMD

(11)



Kg. 0,11

	24 V $\overline{\sim}$				24 V \sim				110 V \sim				240 V \sim			
	F	1F	2F	3F	F	1F	2F	3F	F	1F	2F	3F	F	1F	2F	3F
● ● ● mA	65	40	30	35	85	60	50	50	35	25	20	25	35	25	20	25
● ● ○ mA	65	40	30	35	75	55	40	45	35	25	20	20	35	25	25	20
Flash/min.					1F = 75; 2F = 85; 3F = 85											

TWSMULTISMD24DA1 ●	36501	TWSMULTISMD110A1 ●	36511	TWSMULTISMD240A1 ●	36521
TWSMULTISMD24DA2 ●	36502	TWSMULTISMD110A2 ●	36512	TWSMULTISMD240A2 ●	36522
TWSMULTISMD24DA3 ●	36503	TWSMULTISMD110A3 ●	36513	TWSMULTISMD240A3 ●	36523
TWSMULTISMD24DA4 ●	36504	TWSMULTISMD110A4 ●	36514	TWSMULTISMD240A4 ●	36524
TWSMULTISMD24DA5 ●	36505	TWSMULTISMD110A5 ●	36515	TWSMULTISMD240A5 ●	36525
TWSMULTISMD24DA6 ○	36506	TWSMULTISMD110A6 ○	36516	TWSMULTISMD240A6 ○	36526

Linea colonne luminose . Luminous towers range

Tower Sector: LD TWS

Tower Sector: LD TWS

V 24 $\overline{\sim}$ -48 $\overline{\sim}$ -110 ~ -240 ~ ($\pm 10\%$)	$\overline{\sim}$	\sim 50/60 Hz	IP 65	
$^{\circ}\text{C}$ -30 +60	On ∞		1 2 3 4 5 6	PC autoestinguente self-extinguishing

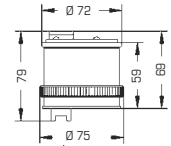
Modulo luminoso a led integrati luce fissa

Led integrated continuous light module



LD 125 TWS F
LD125TWSF

V $\overline{\sim}$	24	48	-	-
V \sim			110	240
● ● ● mA	90	65	20	20
● ● ○ mA	80	65	20	20



Kg. 0,11

LD125TWSF24DA1 ● 66721	LD125TWSF48DA3 ● 66733	LD125TWSF110A5 ● 66745
LD125TWSF24DA2 ● 66722	LD125TWSF48DA4 ● 66734	LD125TWSF110A6 ○ 66746
LD125TWSF24DA3 ● 66723	LD125TWSF48DA5 ● 66735	LD125TWSF240A1 ● 66751
LD125TWSF24DA4 ● 66724	LD125TWSF48DA6 ○ 66736	LD125TWSF240A2 ● 66752
LD125TWSF24DA5 ● 66725	LD125TWSF110A1 ● 66741	LD125TWSF240A3 ● 66753
LD125TWSF24DA6 ○ 66726	LD125TWSF110A2 ● 66742	LD125TWSF240A4 ● 66754
LD125TWSF48DA1 ● 66731	LD125TWSF110A3 ● 66743	LD125TWSF240A5 ● 66755
LD125TWSF48DA2 ● 66732	LD125TWSF110A4 ● 66744	LD125TWSF240A6 ○ 66756

NLD125TWSF24DA1 ● 69701	NLD125TWSF48DA3 ● 64813	NLD125TWSF110A5 ● 64825
NLD125TWSF24DA2 ● 69702	NLD125TWSF48DA4 ● 64814	NLD125TWSF110A6 ○ 64826
NLD125TWSF24DA3 ● 69703	NLD125TWSF48DA5 ● 64815	NLD125TWSF240A1 ● 69711
NLD125TWSF24DA4 ● 69704	NLD125TWSF48DA6 ○ 64816	NLD125TWSF240A2 ● 69712
NLD125TWSF24DA5 ● 69705	NLD125TWSF110A1 ● 64821	NLD125TWSF240A3 ● 69713
NLD125TWSF24DA6 ○ 69706	NLD125TWSF110A2 ● 64822	NLD125TWSF240A4 ● 69714
NLD125TWSF48DA1 ● 64811	NLD125TWSF110A3 ● 64823	NLD125TWSF240A5 ● 69715
NLD125TWSF48DA2 ● 64812	NLD125TWSF110A4 ● 64824	NLD125TWSF240A6 ○ 69716



V 24 $\overline{\sim}$ -48 $\overline{\sim}$ -110 ~ -240 ~ ($\pm 10\%$)	$\overline{\sim}$	\sim 50/60 Hz	Flash/min. 150 \pm 20	IP 65
$^{\circ}\text{C}$ -30 +60	On ∞		1 2 3 4 5 6	PC autoestinguente self-extinguishing

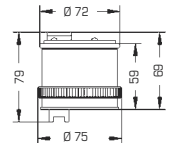
Modulo luminoso a led integrati luce lampeggiante

Led integrated flashing light module



LD 125 TWS L
LD125TWSL

V $\overline{\sim}$	24	48	-	-
V \sim			110	240
● ● ● mA	90	65	20	20
● ● ○ mA	80	65	20	20



Kg. 0,12

LD125TWSL24DA1 ● 66421	LD125TWSL48DA3 ● 66433	LD125TWSL110A5 ● 66445
LD125TWSL24DA2 ● 66422	LD125TWSL48DA4 ● 66434	LD125TWSL110A6 ○ 66446
LD125TWSL24DA3 ● 66423	LD125TWSL48DA5 ● 66435	LD125TWSL240A1 ● 66451
LD125TWSL24DA4 ● 66424	LD125TWSL48DA6 ○ 66436	LD125TWSL240A2 ● 66452
LD125TWSL24DA5 ● 66425	LD125TWSL110A1 ● 66441	LD125TWSL240A3 ● 66453
LD125TWSL24DA6 ○ 66426	LD125TWSL110A2 ● 66442	LD125TWSL240A4 ● 66454
LD125TWSL48DA1 ● 66431	LD125TWSL110A3 ● 66443	LD125TWSL240A5 ● 66455
LD125TWSL48DA2 ● 66432	LD125TWSL110A4 ● 66444	LD125TWSL240A6 ○ 66456

NLD125TWSL24DA1 ● 69721	NLD125TWSL48DA3 ● 64853	NLD125TWSL110A5 ● 64865
NLD125TWSL24DA2 ● 69722	NLD125TWSL48DA4 ● 64854	NLD125TWSL110A6 ○ 64866
NLD125TWSL24DA3 ● 69723	NLD125TWSL48DA5 ● 64855	NLD125TWSL240A1 ● 69731
NLD125TWSL24DA4 ● 69724	NLD125TWSL48DA6 ○ 64856	NLD125TWSL240A2 ● 69732
NLD125TWSL24DA5 ● 69725	NLD125TWSL110A1 ● 64861	NLD125TWSL240A3 ● 69733
NLD125TWSL24DA6 ○ 69726	NLD125TWSL110A2 ● 64862	NLD125TWSL240A4 ● 69734
NLD125TWSL48DA1 ● 64851	NLD125TWSL110A3 ● 64863	NLD125TWSL240A5 ● 69735
NLD125TWSL48DA2 ● 64852	NLD125TWSL110A4 ● 64864	NLD125TWSL240A6 ○ 69736

Linea colonne luminose . Luminous towers range

Tower Sector: TWS

Tower Sector: TWS

V 24 $\overline{\sim}$ -110 \sim -240 \sim ($\pm 10\%$)	$\overline{\sim}$	\sim 50/60 Hz	J 2	1F	Flash/min.	24V: 65 \pm 10 110V - 240V: 90 \pm 20
IP 65	\square	$^{\circ}\text{C}$ -10 +45	On ∞		1 2 3 4 5 6	PC autoestinguente self-extinguishing

Modulo luminoso a flash Xenon flashing module

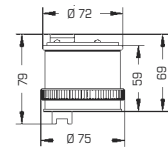


TWS X
TWSX

(11)

	V $\overline{\sim}$	24	-	-
	V \sim		110	240
	mA	280	48	55
	Cd (p)	200	80	240

TWSX24DA1 • 27731	TWSX110A1 • 27741	TWSX240A1 • 27751
TWSX24DA2 • 27732	TWSX110A2 • 27742	TWSX240A2 • 27752
TWSX24DA3 • 27733	TWSX110A3 • 27743	TWSX240A3 • 27753
TWSX24DA4 • 27734	TWSX110A4 • 27744	TWSX240A4 • 27754
TWSX24DA5 • 27735	TWSX110A5 • 27745	TWSX240A5 • 27755
TWSX24DA6 ◦ 27736	TWSX110A6 ◦ 27746	TWSX240A6 ◦ 27756



Kg. 0,13

NTWSX24DA1 • 27661	NTWSX110A1 • 27671	NTWSX240A1 • 27681
NTWSX24DA2 • 27662	NTWSX110A2 • 27672	NTWSX240A2 • 27682
NTWSX24DA3 • 27663	NTWSX110A3 • 27673	NTWSX240A3 • 27683
NTWSX24DA4 • 27664	NTWSX110A4 • 27674	NTWSX240A4 • 27684
NTWSX24DA5 • 27665	NTWSX110A5 • 27675	NTWSX240A5 • 27685
NTWSX24DA6 ◦ 27666	NTWSX110A6 ◦ 27676	NTWSX240A6 ◦ 27686

V 12 \div 48 $\overline{\sim}$ -110 \div 240 \sim ($\pm 10\%$)	$\overline{\sim}$	\sim 50/60 Hz	On ∞
autoestinguente self-extinguishing	IP 54		PC $^{\circ}\text{C}$ -30 +60

Modulo acustico piezo elettrico 6 suoni selezionabili da DIP SWITCH Piezoelectric acoustic module 6 sounds can be selected by means of the DIP SWITCH

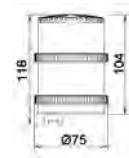


TWS A
TWSA

(11)

V $\overline{\sim}$	12 \div 24 \div 48	-	-		
V \sim		110 \div 240			
mA	3	6	13	4	10
Hz	2800 (± 100 Hz)				

TWSAMT1248DAIP54	■	27718
TWSAMT110240AIP54	■	27719
NTWSAMT1248DAIP54	■	27625
NTWSAMT110240AIP54	■	27628



Kg. 0,13

DIP SWITCH

	Suono intermittente lento potenza ridotta Slow intermittent sound reduced output	T ON 310 mS T OFF 260 mS	V $\overline{\sim}$	12	24	48	-	-		Suono intermittente veloce massima potenza Fast intermittent sound maximum output	T ON 70 mS T OFF 50 mS	V $\overline{\sim}$	12	24	48	-	-
	Suono intermittente lento massima potenza Slow intermittent sound maximum output	T ON 310 mS T OFF 260 mS	V \sim	12	24	48	110	240		Suono fisso potenza ridotta Continuous sound reduced output	—	V $\overline{\sim}$	12	24	48	110	240
	Suono intermittente veloce potenza ridotta Fast intermittent sound reduced output	T ON 70 mS T OFF 50 mS	dB(A)1m	72	77	79	76	78		Suono fisso massima potenza Continuous sound maximum output	—	dB(A)1m	78	85	87	81	85
			V $\overline{\sim}$	12	24	48	-	-				V \sim	12	24	48	110	240
			V \sim	12	24	48	110	240				dB(A)1m	75	81	83	75	81
			dB(A)1m	77	84	86	81	85				V $\overline{\sim}$	12	24	48	-	-
			V $\overline{\sim}$	12	24	48	-	-				V \sim	12	24	48	110	240
			V \sim	12	24	48	110	240				dB(A)1m	79	85	89	81	87
			dB(A)1m	74	79	81	76	79									

Tower Sector: TWS

Tower Sector: TWS

V 12/24 48~110~240 (±10%)		50/60 Hz	On
autoestinguente self-extinguishing	IP 54		PC °C -30 +60

Modulo acustico magnetodinamico 32 suoni selezionabili da DIP SWITCH Magnetodynamic acoustic module 32 sounds can be selected by means of the DIP SWITCH



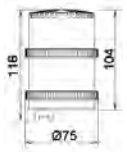
TWS AM
TWSAM

11

V	12/24	-	-	-
V		48	110	240
mA	vedi tabella see table			
Hz				

TWSAM1224DA	27790
TWSAM48A	27791
TWSAM110A	27792
TWSAM240A	27793

NTWSAM1224DA	27794
NTWSAM48A	27795
NTWSAM110A	27796
NTWSAM240A	27797



Kg. 0,24

Tower Sector: TWS AM

TIPO DI SUONO	SOUND TYPE	F (Hz)	12 VDC		24 VDC		12 VAC		24 VAC		110 VAC		240 VAC	
			mA	dB	mA	dB	mA	dB	mA	dB	mA	dB	mA	dB
Lineare	Linear	1000	125	92	160	96,5	385	94	485	98	65	95,5	35	97
Bitonale	Bi-tone	600/700	125	90	150	96,5	380	92,5	450	99	65	96,5	35	97,5
Pluritonale	Multi-tone	1000/1700	150	95	185	99,5	445	98	555	101	70	98,5	40	99
Modulato	Modulated	1000/1700	150	97	185	101,5	440	100	550	103	75	100,5	40	101
Evacuazione	Evacuation	430/560	110	86,5	125	95,5	345	89	400	97	60	95,5	35	96
Bitonale veloce	Fast bi-tone	800/970	170	92,5	190	99,5	485	94,5	555	101	75	99	40	99,5
Pluritonale veloce	Fast multi-tone	800/970	110	93	140	97,5	350	96	435	99	60	97	35	98
Pluritonale lento	Slow multi-tone	800/970	110	95	140	99	350	97,5	440	100,5	60	99	35	100
Lineare	Linear	2830	320	97,5	360	102	770	100	915	103,5	95	99	55	99,5
Pluritonale veloce	Fast multi-tone	2400/2830	290	100,5	335	104,5	725	102,5	865	105,5	95	102	50	102,5
Pluritonale lento	Slow multi-tone	2400/2830	290	101	335	105,6	720	103,5	855	106,5	95	103	50	103,5
Pluritonale intermittente	Intermittent multi-tone	500/1200	85	95,5	110	99	280	98	355	101	65	99	35	100
Pluritonale discendente	Descending multi-tone	1200/500	95	94	125	98	315	96,5	385	99,5	60	98	35	98,5
Bitonale	Bi-tone	2400/2850	335	97,5	450	106	945	100,5	1060	107	105	102	60	102,5
Intermittente lento	Slow intermittent	970	70	92,5	95	96,5	230	94,5	295	97,5	65	96	35	96,5
Bitonale	Bi-tone	800/970	170	93	190	100	485	95	550	101	75	99	40	99,5
Intermittente	Intermittent	970	30	92	50	96	130	94	185	97	50	95,5	30	96,5
Intermittente	Intermittent	660	45	89,5	65	93,5	190	92	250	95,5	45	94,5	25	95
Intermittente lento	Slow intermittent	660	50	90,5	70	94,5	175	93	240	96,5	55	95,5	30	95,5
Lineare	Linear	500	65	89,5	90	93,5	235	93,5	290	96	50	95	30	95,5
Bitonale	Bi-tone	450/540	100	89	120	95,5	340	92,5	380	97,5	55	96	35	96,5
Intermittente	Intermittent	660	45	90,5	70	94,5	190	93	240	96,5	55	95,5	30	95,5
Intermittente veloce	Fast intermittent	2830	200	96,5	240	102	600	99,5	705	102,5	80	98,5	45	99
Pluritonale (buzzer)	Multi-tone (buzzer)	800/970	110	92,5	140	96,5	370	96	440	98,5	60	97	35	97,5
Pluritonale (buzzer)	Multi-tone (buzzer)	2400/2830	290	100	335	104	755	102,5	875	105,5	90	101,5	50	102
Intermittente veloce	Fast intermittent	2850	170	95,5	205	101	550	98,5	585	102	75	98,5	40	99
Lineare	Linear	300	40	87	60	91	170	91	220	93	40	93	25	93
Bitonale con pausa	Bi-tone with pause	600/700	30	89,5	45	96	120	92	170	98	55	96,5	30	97,5
Bitonale con pausa	Bi-tone with pause	1200/1700	45	95	60	98,5	170	97,5	230	100,5	60	99	35	99,5
Bitonale con pausa	Bi-tone with pause	2400/2830	70	100	90	104,5	210	103	295	106	85	102	45	102
Bitonale	Bi-tone	600/700	125	90	145	96,5	390	92,5	450	99	65	96,5	35	97,5
Modulato	Modulated	1400/1600	165	95	205	99,5	470	98	595	101,5	75	98,5	40	98,5

Accessori TWS - MINI TWS - BABY TWS

Accessories TWS - MINI TWS - BABY TWS

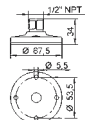
BASETTA - con O-Ring e guarnizione di base
 FOOT - with O-Ring and base gasket



PA

TWS BS

TWSBS ■ 27760
 NTWSBS ■ 27691



Kg. 0,03

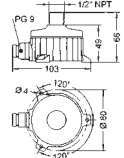
BOX DI GIUNZIONE
 JUNCTION BOX



PA

TWS BOX PG9

TWSBOXPG9 ■ 27777
 NTWSBOXPG9 ■ 27778



Kg. 0,1

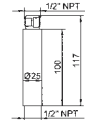
PROLUNGA - (h. 10 cm. - sovrapponibile) - con O-Ring e due guance a scatto amovibili (max. 2 pezzi)
 EXTENSION STEM (h. 10 cm. - stackable) - with O-Ring and two removable snap-shut stoppers (2 pcs max.)



PA

TWS PR

TWSPR ■ 27761
 NTWSPR ■ 27692



Kg. 0,03

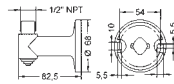
BASE A PARETE 1 FILETTO - con O-Ring e guarnizione di base
 1 THREAD WALL SUPPORT - with O-Ring and base gasket



PA

TWS BP 1

TWSBP1 ■ 27762
 NTWSBP1 ■ 27693



Kg. 0,04

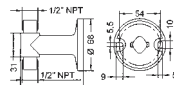
BASE A PARETE 2 FILETTI - con O-Ring e guarnizione di base
 2 THREAD WALL SUPPORT - with O-Ring and base gasket



PA

TWS BP 2

TWSBP2 ■ 27763
 NTWSBP2 ■ 27694



Kg. 0,05

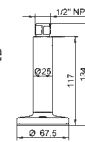
1 PR + 1 BS - con O-Ring, guarnizione di base e due guance a scatto amovibili
 1 PR + 1 BS - with O-Ring, base gasket and two removable snap-shut stoppers



PA

TWS KIT

TWSKIT ■ 27764
 NTWSKIT ■ 27695



Kg. 0,06

PROLUNGA FLESSIBILE ACCIAIO
 FLEXIBLE STEEL EXTENSION STEM



N TWS PF2

NTWSPF2 ■ 27696



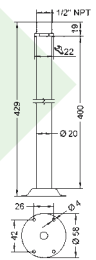
Kg. 0,26

PROLUNGA ACCIAIO INOX (h. 400 mm) - con O-Ring
 STAINLESS STEEL EXTENSION STEM (h. 400 mm) with O-Ring



TWS KIT INOX L/400

TWSKITINOXL400 ■ 27767



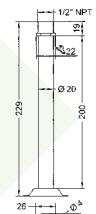
Kg. 0,28

PROLUNGA ACCIAIO INOX (h. 200 mm) - con O-Ring
 STAINLESS STEEL EXTENSION STEM (h. 200 mm) with O-Ring



TWS KIT INOX L/200

TWSKITINOXL200 ■ 27766



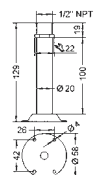
Kg. 0,18

PROLUNGA ACCIAIO INOX (h. 100 mm) - con O-Ring
 STAINLESS STEEL EXTENSION STEM (h. 100 mm) with O-Ring



TWS KIT INOX L/100

TWSKITINOXL100 ■ 27765



Kg. 0,14

Linea colonne luminose . Luminous towers range

Accessori Tower Sector: TWS

Accessories Tower Sector: TWS

LAMPADA A FILAMENTO FILAMENT BULB



**Ba15d
5 W**

Scatola 25 pz.
25 pc. box

25PZBA15D5W12	27780
25PZBA15D5W24	27781
25PZBA15D5W48	27782
25PZBA15D5W130	27783
25PZBA15D5W240	27784

Scatola 1x25 pz.
1x25 pc. box

BA15D5W12	70970
BA15D5W24	70971
BA15D5W48	70972
BA15D5W130	70973
BA15D5W240	70974

Scatola singola
Single box

LRBA15D5W12	70941
LRBA15D5W24	70942
LRBA15D5W48	70943
LRBA15D5W130	70944
LRBA15D5W240	70945

DURATA DURATION	TIPO D'IMBALLO TYPE OF PACKAGING
2.000 h. ~	

LAMPADA A LED LED BULB



**Ba15d
LD 4.5.4
WO**

LD454WOBA15D12DA1	40931
LD454WOBA15D12DA2	40932
LD454WOBA15D12DA3	40933
LD454WOBA15D12DA4	40934
LD454WOBA15D12DA6	40936
LD454WOBA15D24DA1	40941
LD454WOBA15D24DA2	40942

LD454WOBA15D24DA3	40943
LD454WOBA15D24DA4	40944
LD454WOBA15D24DA6	40946
LD454WOBA15D110A1	40951
LD454WOBA15D110A2	40952
LD454WOBA15D110A3	40953
LD454WOBA15D110A4	40954

LD454WOBA15D110A6	40956
LD454WOBA15D240A1	40961
LD454WOBA15D240A2	40962
LD454WOBA15D240A3	40963
LD454WOBA15D240A4	40964
LD454WOBA15D240A6	40966

DURATA DURATION	TIPO D'IMBALLO TYPE OF PACKAGING
100.000 h. ~	SCATOLA SINGOLA SINGLE BOX

LAMPADA A LED LED BULB



**Ba15d
LD 103**

LD103EXLBA15D12DA1	29491
LD103BA15D12DA2	29492
LD103BA15D12DA3	29493
LD103BA15D12DA5	29495
LD103BA15D12DA6	29496
LD103EXLBA15D12DA8	29498
LD103EXLBA15D24DA1	27801
LD103BA15D24DA2	27802
LD103BA15D24DA3	27803
LD103BA15D24DA5	27805

LD103BA15D24DA6	27806
LD103EXLBA15D24DA8	27808
LD103EXLBA15D48DA1	29501
LD103BA15D48DA2	29502
LD103BA15D48DA3	29503
LD103BA15D48DA5	29505
LD103BA15D48DA6	29506
LD103EXLBA15D48DA8	29508
LD103EXLBA15D110A1	29511
LD103BA15D110A2	29512

LD103BA15D110A3	29513
LD103BA15D110A5	29515
LD103BA15D110A6	29516
LD103EXLBA15D110A8	29518
LD103EXLBA15D240A1	29521
LD103BA15D240A2	29522
LD103BA15D240A3	29523
LD103BA15D240A5	29525
LD103BA15D240A6	29526
LD103EXLBA15D240A8	29528

DURATA DURATION	TIPO D'IMBALLO TYPE OF PACKAGING
100.000 h. ~	SCATOLA SINGOLA SINGLE BOX

LAMPADA A LED LED BULB



**Ba15d
LD 105
Ellisse**

LD105EXLBA15DEL12DA1	27901
LD105ELBA15D12DA2	27902
LD105ELBA15D12DA3	27903
LD105ELBA15D12DA5	27905
LD105ELBA15D12DA6	27906
LD105EXLBA15DEL12DA8	27908
LD105EXLBA15DEL24DA1	27811
LD105ELBA15D24DA2	27812
LD105ELBA15D24DA3	27813
LD105ELBA15D24DA5	27815

LD105ELBA15D24DA6	27816
LD105EXLBA15DEL24DA8	27818
LD105EXLBA15DEL48DA1	27821
LD105ELBA15D48DA2	27822
LD105ELBA15D48DA3	27823
LD105ELBA15D48DA5	27825
LD105ELBA15D48DA6	27826
LD105EXLBA15DEL48DA8	27828
LD105EXLBA15DEL110A1	27911
LD105ELBA15D110A2	27912

LD105ELBA15D110A3	27913
LD105ELBA15D110A5	27915
LD105ELBA15D110A6	27916
LD105EXLBA15DEL110A8	27918
LD105EXLBA15DEL240A1	29741
LD105ELBA15D240A2	29742
LD105ELBA15D240A3	29743
LD105ELBA15D240A5	29745
LD105ELBA15D240A6	29746
LD105EXLBA15DEL240A8	29748

DURATA DURATION	TIPO D'IMBALLO TYPE OF PACKAGING
100.000 h. ~	SCATOLA SINGOLA SINGLE BOX

TUBO ALLO XENO XENON TUBE



LRX 2J

LRX2J	71634
-------	-------

DURATA DURATION	TIPO D'IMBALLO TYPE OF PACKAGING
4.000 h. ~	SCATOLA SINGOLA SINGLE BOX



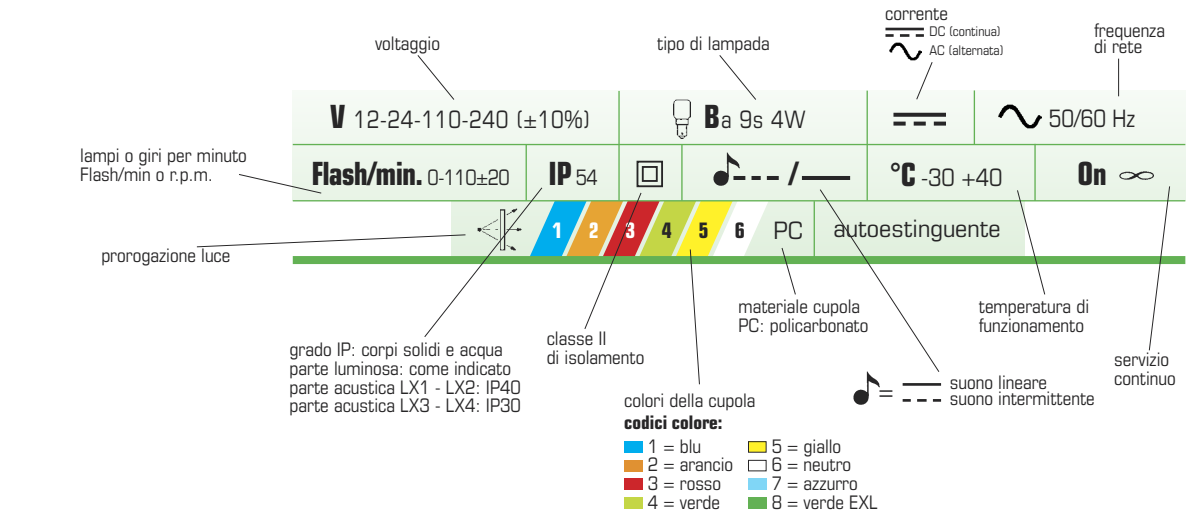
Linea colonne luminose . Luminous towers range





LEGENDA

Luxor: principali caratteristiche tecniche e funzionali dei prodotti



Informazioni tecniche relative alle più importanti caratteristiche elettriche e prestazioni funzionali

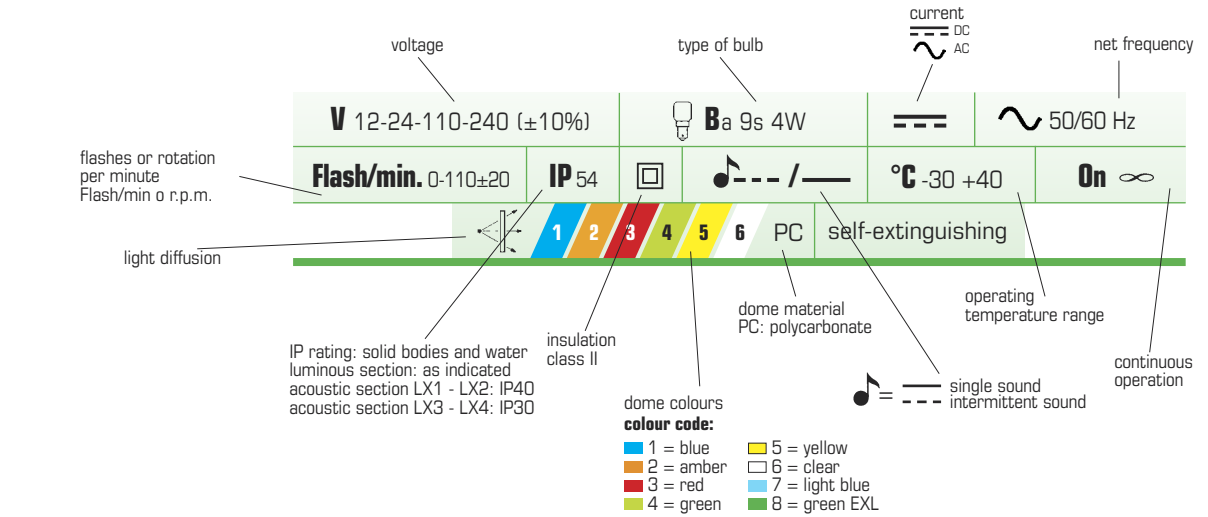
voltage corrente continua	V	12	24	110	240
voltage corrente alternata	V	12	24	110	240
assorbimento di corrente A=Ampere 1mA=0,001A	mA lampada	330	130	35	20
candele di picco	Cd (p) elemento luminoso	3	3	2	2
livello acustico in Decibel (A) misurato in a 1m	mA lampada LED	82	43	16	17
	mA acustica	10	14	5	5
	dB(A)1m	70	70	70	70
frequenza di suono in Hertz	Hz	3200			

Materiali	
Basi:	Polifenilene (PPE)
Prolonghe rigide:	Acciaio Inox
Prolonghe flessibili:	Acciaio
Basi per tubo:	Polifenilene (PPE)
Basi multiple:	Polifenilene (PPE)
Box di giunzione:	Polifenilene (PPE)



LEGEND

Luxor: main technical and functional characteristics of the product



Technical information regarding the most important functional and electrical characteristics

direct current voltage	V	12	24	110	240
alternating current voltage	V	12	24	110	240
current consumption A=Ampere 1mA=0,001A	Bulb mA	330	130	35	20
peak candelas	Luminous element Cd (p)	3	3	2	2
sound output in Decibel (A) measured at 1m	LED bulb mA	82	43	16	17
	Acoustic mA	10	14	5	5
	dB(A)1m	70	70	70	70
sound frequency in Hertz	Hz	3200			

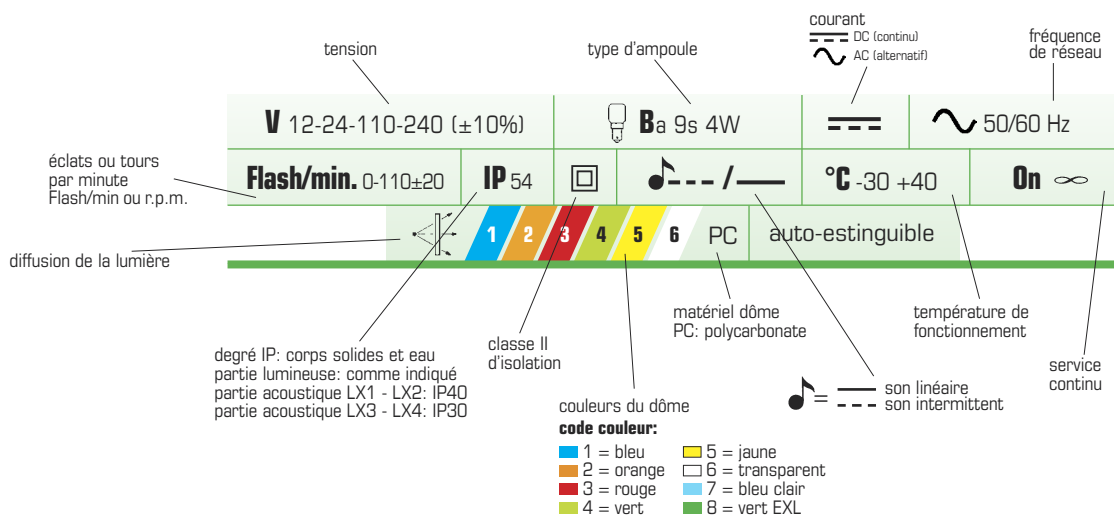
Materials	
Bases:	Polyphenylene (PPE)
Rigid extensions:	Stainless Steel
Flexible extensions:	Steel
Bases for tube:	Polyphenylene (PPE)
Multiple combinable bases:	Polyphenylene (PPE)
Junction box:	Polyphenylene (PPE)

Linea colonne luminose · Luminous towers range



LEGENDE

Luxor: principales caractéristiques techniques et fonctionnelles des produits



Informations techniques concernant les caractéristiques électriques et fonctionnelles les plus importantes

	12	24	110	240	
tension courant continu	V	12	24	110	240
tension courant alternatif	V	12	24	110	240
consommation de courant	mA ampoule	330	130	35	20
A=Ampere 1mA=0,001A	Cd (p) élément lumineux	3	3	2	2
candelas de pic	mA ampoule à LED	82	43	16	17
niveau de pression acoustique en Decibel (A) mesuré in à 1m	mA acoustique	10	14	5	5
fréquence du son en Hertz	dB(A)1m	70	70	70	70
	Hz	3200			

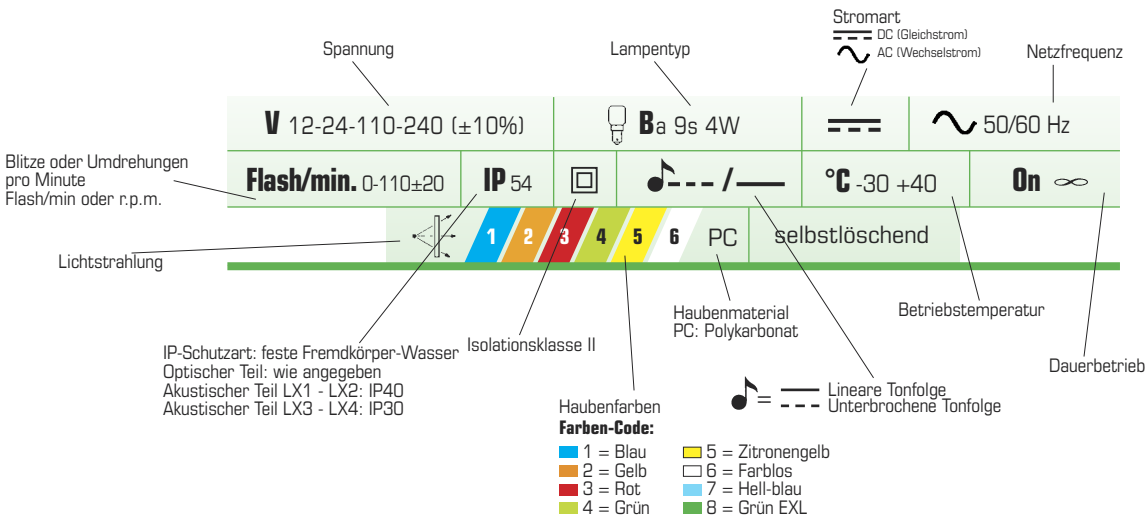
Matériaux

Bases:	Polyphénylène (PPE)
Tiges rigides:	Acier Inox
Rallonges pour tige:	Acier
Bases pour tige:	Polyphénylène (PPE)
Bases multiples modulaires:	Polyphénylène (PPE)
Boîte de jonction:	Polyphénylène (PPE)



LEGENDE

Luxor: technische und funktionelle Hauptmerkmale der Produkte



Technische Informationen über die wichtigsten elektrischen und Funktionsmerkmale

	12	24	110	240	
Spannung Gleichstrom	V	12	24	110	240
Spannung Wechselstrom	V	12	24	110	240
Stromverbrauch	mA Leuchtmittel	330	130	35	20
A=Ampere 1mA=0,001A	Cd (p) Lichtelement	3	3	2	2
Spitzenwert-Candelas	mA LED-Leuchtmittel	82	43	16	17
Schalldruckpegel in Dezibel (A) bei 1m. Distanz gemessen	mA Akustik	10	14	5	5
Tonfrequenz in Hertz	dB(A)1m	70	70	70	70
	Hz	3200			

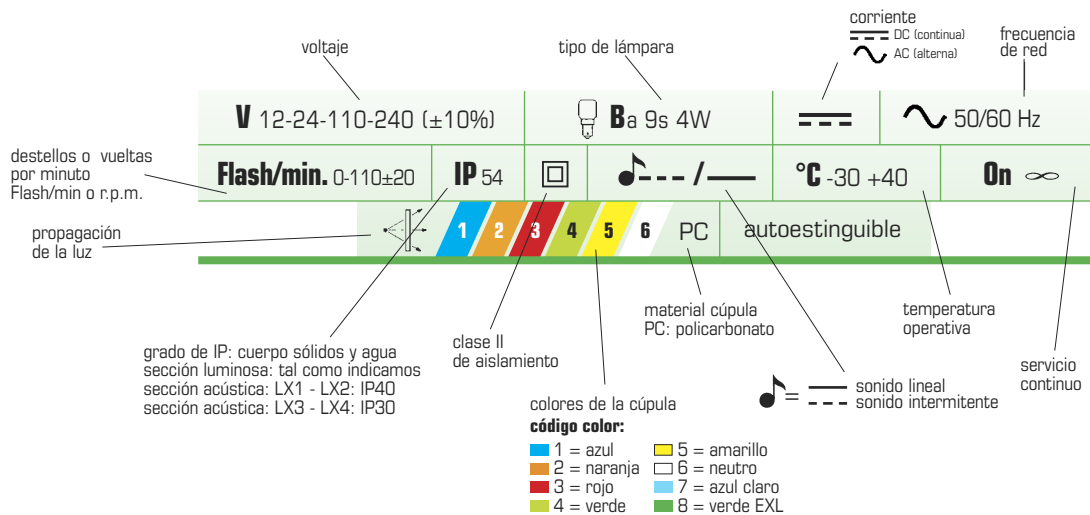
Materialien

Socket:	Polyphenylene (PPE)
Standrohre:	Rostfreier Stahl
Flexible Rohre:	Stahl
Gestelle für Rohr:	Polyphenylene (PPE)
Mehrfachsocket:	Polyphenylene (PPE)
Klemmkasten:	Polyphenylene (PPE)



LEYENDA

Luxor: principales características técnicas y funcionales de los productos



Informaciones técnicas sobre las características eléctricas y prestaciones funcionales más importantes

voltaje corriente continua	V	12	24	110	240
voltaje corriente alterna	V	12	24	110	240
consumo de corriente A=Ampere 1mA=0,001A	mA lámpara	330	130	35	20
candelas/pico	Cd (p) elemento luminoso	3	3	2	2
nivel acústico en Decibelio medido A 1m	mA lámpara de LED's	82	43	16	17
frecuencia sonido en Hertzio	mA acústica	10	14	5	5
	dB(A)1m	70	70	70	70
	Hz	3200			

Materiales

Bases:	Polifenilene (PPE)
Prolongadores rígidos:	Acero Inox
Prolongadores flexibles:	Acero
Bases para soporte tubular:	Polifenilene (PPE)
Bases múltiples componibles:	Polifenilene (PPE)
Caja de conexión:	Polifenilene (PPE)



Linea colonne luminose . Luminous towers range

LUXOR

Linea di segnalatori luminosi e acustici rivolta in particolare all'automazione
 Range of luminous and acoustic warning systems developed especially for automation
 Ligne de dispositifs lumineux et acoustiques destinée spécialement à l'automatisation
 Akustische und optische Warnsysteme besonders für die Automatisierung gedacht
 Gama de señaladores luminosos y acústicos expresamente diseñada para la automatización

4

Dimensioni
Dimensions
Dimensions
Größen
Dimensiones

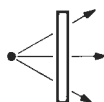


LX1 - ø 45 mm

LX2 - ø 65 mm

LX3 - ø 90 mm

LX4 - ø 136 mm



C

Luce lampeggiante o fissa pilotata elettronicamente

Blinking or continuous light with electronics
Lumière clignotante ou fixe avec électronique
Blink- oder Dauerlicht mit Elektronik
Luz intermitente o fija con electrónica

LX1 - LX2 - LX3 - LX4

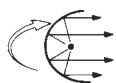


F

Luce fissa senza elettronica

Continuous light without electronics
Lumière fixe sans électronique
Dauerlicht ohne Elektronik
Luz fija sin electrónica

LX1 - LX2 - LX3 - LX4



R

Luce rotante

Rotating beacon
Feu tournant
Drehspiegelleuchte
Luz rotativa

LX4



B

Luce a ballottaggio

Alternating light
Lumière en alternance
Wechselblinklicht
Luz alternada

LX1 - LX2 - LX3 - LX4



X

Luce a flash

Xenon flashing beacon
Feu à éclats
Blitzleuchte
Luz de destellos

LX2 - LX3 - LX4




Acustica con suono fisso e intermittente

Acoustics with single and intermittent sound
Acoustique avec son linéaire et intermittent
Akustik mit aussetzender und linearer Tonfolge
Acústica con sonido lineal e intermitente

LX1 - LX2 - LX3 - LX4





SICUREZZA DI ESERCIZIO

Il LUXOR nelle versioni a colonna ha una serie di dispositivi di sicurezza:

- scheda portalampade multipla brevettata con taglio dell'alimentazione all'apertura dell'apparecchio, che permette la sostituzione delle lampade in assenza di tensione sulla scheda, pur con colonna e quindi macchina alimentate;
- distanza fra le piste del circuito secondo norme internazionali;
- lampadine con zoccolo a baionetta per innesto rapido ed antisvitamento;
- resistenze di protezione a livello di portalampada per evitare corto circuiti in caso di rottura del filamento;
- contatti di innesto della scheda scalati fra loro per evitare che tutte le stazioni vengano alimentate simultaneamente con eventuale danneggiamento del circuito elettronico.

Il LUXOR nelle versioni singole hanno una protezione per l'inaccessibilità totale alla zona in tensione per consentire la sostituzione della lampadina con apparecchio installato in completa sicurezza per l'operatore.



RAPIDITÀ E FLESSIBILITÀ DI MONTAGGIO

Il LUXOR è l'unico prodotto che offre un sistema di fissaggio flessibile tramite piedini ad innesto rapido in posizioni non vincolate sui 360°.



Un foglio di istruzioni per il montaggio meccanico con dima di foratura e con schema dei collegamenti per il cablaggio accompagna ogni LUXOR.

Le configurazioni contraddistinte dalla lettera **T** sono dotate di **morsettiera alloggiata nella base**, per un facile collegamento.

Le configurazioni contraddistinte dalla lettera **W** sono dotate di **cavi che terminano con una morsettiera**.

È disponibile una scatola di giunzione per un più agevole collegamento elettrico e l'uscita laterale dei cavi. Può essere fornita separatamente come accessorio oppure montata e cablata.





SECURITY AND SAFETY IN OPERATION

The column versions of LUXOR offer a series of safety characteristics:

- Patented Multiple PCB with incorporated bulbs that cuts the power when the appliance is opened. Bulb replacement is, therefore, made in total safety, notwithstanding the fact that the column and the machine are powered;
- spaces kept between the tracks of the circuit, according to international regulations;
- unscrewable bayonet bulbs for quick mounting;
- lampholder with internal resistance to avoid short circuit in case of filament breakage;
- the tracks of the PCB are scaled to avoid all elements being powered simultaneously with eventual damage to the electronic circuit.

In the single element version, safety due to inaccessibility to any area under current allows bulb replacement to be done in total safety to the operator.



FLEXIBLE AND FAST ASSEMBLY

LUXOR is the only product which offers a flexible assembly system within 360°, by providing separate clamp-on feet.


Each LUXOR is supplied with an instruction sheet and connection diagram for the mechanical and electrical installation (a drilling template is also included).

The configurations distinguished by the letter **T** are fitted with a **terminal block placed in the base** for easy connection.

The configurations distinguished by the letter **W** are fitted with a **cable that has a terminal block at the end**.

A junction box is available for an easier wiring and a side outlet for cables. It can be supplied as a separate accessory or already fitted and connected.





SECURITE D'EXPLOITATION

Le LUXOR dans les versions en colonne a été conçu avec une série de dispositifs de sécurité:

- fiche porte ampoule multiple brevetée avec coupure de l'alimentation à l'ouverture de l'appareil qui permet le remplacement des ampoules en absence de tension sur la fiche même si la colonne est sur la machine alimentée;
- distance entre les pistes du circuit selon normes internationales;
- lampes avec culot à baïonnette pour montage rapide qui évite le dévissage;
- résistance de protection au niveau de la douille pour éviter les court-circuits en cas de coupure du filament;
- les pistes de la fiche sont proportionnées pour éviter que l'alimentation simultanée des éléments puisse endommager le circuit électronique.

Les LUXOR seuls sont protégés pour l'inaccessibilité totale aux zones sous tension afin de permettre à l'opérateur de changer l'ampoule en complète sécurité.



RAPIDITE ET SOUPLESSE DE MONTAGE

Le LUXOR est le seul produit qui offre un système d'installation flexible grâce aux pieds de fixation à encastrement en positions libres sur les 360°.

Les configurations marquées par la lettre **T** sont équipées de **bornier placé dans la base** qui permet le raccordement facile. Les configurations marquées par la lettre **W** sont équipées de **câbles ayant un bornier à leur extrémité**.

Un boîtier de raccordement est disponible pour un branchement plus facile et la sortie latérale des câbles. Il peut être fourni comme accessoire séparé ou déjà monté et branché.





BETRIEBSSICHERHEIT

Die LUXOR-Serie in den Turm-Ausführungen wurde mit einigen Sicherheitsvorrichtungen entwickelt:

- patentierte, mehrfache Lampenhalterplatte mit automatischer Abschaltung des Stromes bei Öffnung des Apparates, welche das gefahrlose Auswechseln der Leuchtmittel ermöglicht. Dies erfolgt bei spannungsfreier Platine, ohne Freischalten des Signalgerätes;
- Abstand zwischen den Schaltkreisspuren nach internationalen Normen;
- Bajonettlampenfassung zum raschen und rüttelfesten Verschluß;
- Schutzwiderstände an der Lampenhalterung, um beim Bruch des Glühdrahtes den Kurzschluß zu vermeiden;
- stufenförmige Steckkontakte der Platine, um zu vermeiden, daß alle Stationen gleichzeitig gespeist werden und der elektronische Schaltkreis beschädigt.

Bei den Einzelleuchten ist die Platine berührungssicher abgedeckt, um auch beim Leuchtmittelwechsel die Sicherheit zu erhalten.



RASCHE UND FLEXIBLE MONTAGE

LUXOR ist die einzige Leuchte mit einem Befestigungssystem mit schnelleinklembaren


Befestigungsfüßchen, welche nicht an eine Position auf 360° gebunden sind.

Ein Merkblatt für die Montage, komplett mit Bohrschablone und Verkabelungsschema liegt jeder LUXOR-Leuchte bei. Die Standardzusammenstellungen, gekennzeichnet mit dem Buchstaben **T**, sind mit **im Sockel untergebrachtem Klemmbrett** für den einfachen Anschluß versehen.

Die Standardzusammenstellungen, gekennzeichnet mit dem Buchstaben **W**, sind mit einer längeren **Verkabelung** versehen, die außerhalb der Geräte **mit einem Klemmbrett endet**.

Ein Klemmkasten erleichtert die Verkabelung und hat eine seitliche Kabeldurchführung. Die Lieferung erfolgt entweder einzeln als Zubehör oder montiert und verkabelt.





SEGURIDAD DE FUNCIONAMIENTO

El LUXOR en sus versiones de columna ha sido proyectado con una serie de dispositivos de seguridad, tales como:

- placa porta-lámparas múltiple patentada con interrupción de la alimentación a la abertura del aparato que permite la sustitución de las lámparas sin corte de tensión;
- distancia entre las pistas del circuito según normas internacionales;
- lámpara de bayoneta para enganche rápido antivibraciones;
- resistencias de protección al nivel del portalámparas para evitar cortocircuitos, en caso de defectos en el filamento;
- contactos especiales para introducción de láminas, a fin de evitar que todas las estaciones sean alimentadas al mismo tiempo, evitando daños en el circuito electrónico.

El LUXOR, en su versión simple, lleva incorporada una protección para la inaccesibilidad total a la zona en tensión, permitiendo la sustitución de la lámpara por parte del operario con total seguridad.



RAPIDEZ Y FLEXIBILIDAD DE MONTAJE

El LUXOR es el único producto que ofrece un sistema de montaje flexible por medio de elementos de fijación de encaje rápido en posiciones no vinculadas en los 360 grados.

Cada LUXOR es acompañado por un folleto de instrucciones para el montaje mecánico, completo de calibre de comprobación, esquema de conexión para el cableado.

Las configuraciones señaladas con la letra **T** están provistas de **regleta de conexión eléctrica, alojada en la base**, para una fácil conexión.

Las configuraciones señaladas con la letra **W** están provistas de **cables que terminan con una regleta de conexión eléctrica**.

Se provee una caja de conexiones para una instalación eléctrica más fácil y la salida lateral de los cables. Se entrega como accesorio separado o ya montada y conectada.



Colonne LUXOR - Montaggio

I due disegni esplosi illustrano la composizione delle colonne luminose LUXOR nelle loro quattro dimensioni. All'interno della base è alloggiato il circuito per il pilotaggio degli elementi luminosi e luminosi con acustica in maniera fissa, (codice F), o in maniera intermittente o fissa (codice C).

LUXOR Columns - Assembly

The 2 "blown-up" drawings illustrate the combinations of LUXOR luminous columns in their 4 sizes. A circuit is placed in the base for piloting both the luminous elements and the lumi-

nous and acoustic elements, continuous (code F) or intermittent or continuous (code C).

Colonne LUXOR - Montage

Les dessins éclatés montrent la composition des colonnes lumineuses LUXOR dans les quatre dimensions. A l'intérieur de la base est placé le circuit pour le pilotage des éléments lumineux et lumineux avec acoustique de façon fixe (code F) ou intermittente (code C).

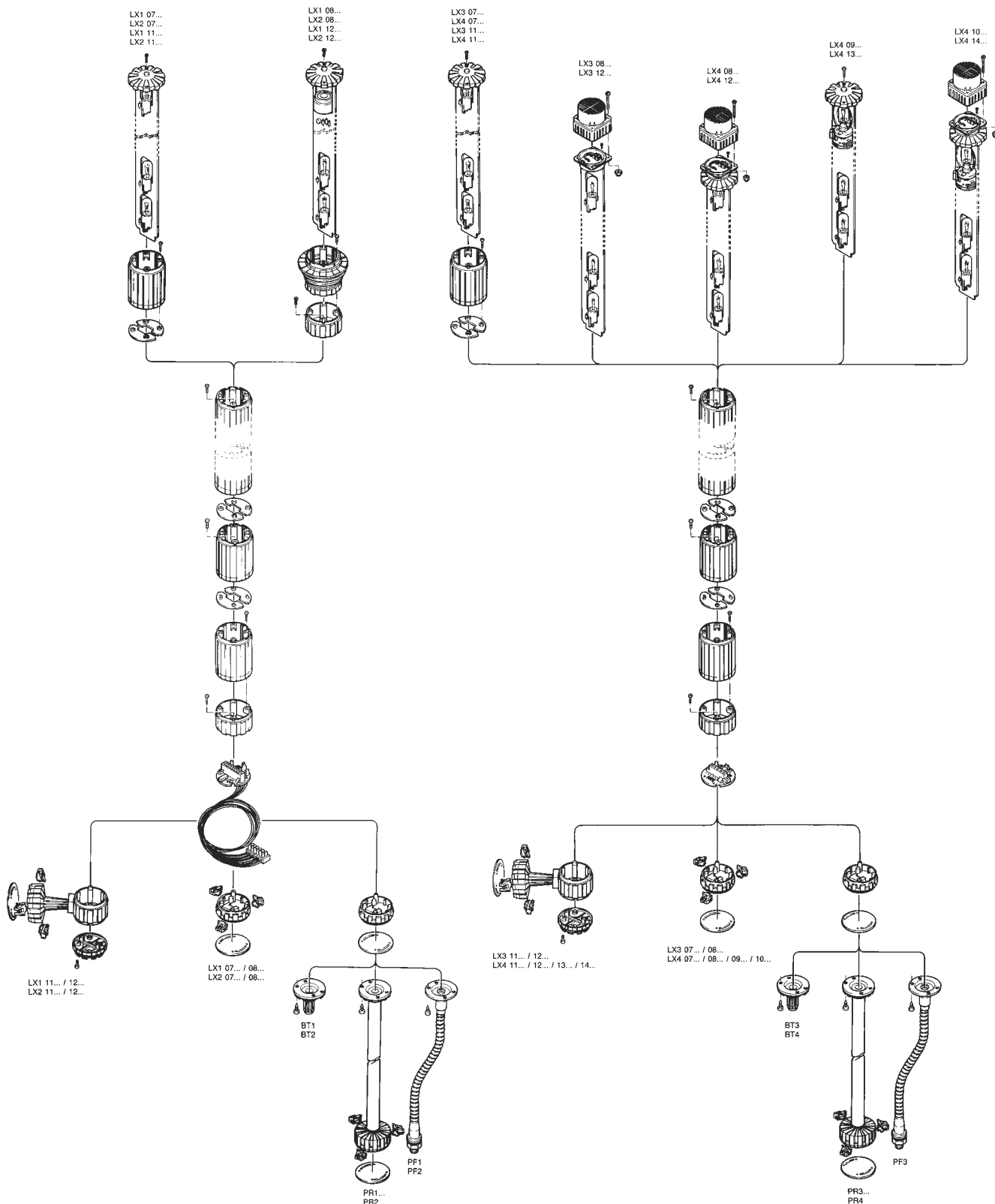
LUXOR Signalsäulen - Montage

Die angegebenen Beispiele stellen die Zusam-

menzung der Lichtsäulen LUXOR in ihren Größen dar. Im Sockel ist der Steuerschaltkreis der Lichtelemente und der Lichtelemente mit Dauerton (Code F) und Dauer- oder Wechselton (Code C) untergebracht.

Columnas LUXOR - Montaje

Los dos diseños expuestos ilustran la composición de las columnas luminosas LUXOR en sus cuatro dimensiones. En la base es alojado el circuito para el mando de dos elementos luminosos y luminosos con acústica fijos (código F) o intermitentes o fijos (código C).



INFORMAZIONI TECNICHE

TECHNICAL INFORMATION

LUXOR

- LX1 F** Luce fissa senza elettronica
Continuous light without electronics
- LX1 C** Luce lampeggiante o fissa pilotata elettronicamente
Blinking or continuous light with electronics
- LX1 B** Luce a ballottaggio
Alternating light

F: V 12-24-48-110-240 (±10%) C-B: V 12-24-110-240 (±10%)	Ba 9s 4W		50/60 Hz
F: Flash/min. 0 C-B: Flash/min. 0-110±20	IP ₄₀ 54		F: C-B: /
		F: C-B: /	°C -30 +40
			On ∞

	1	2	3	4	5	6	PC	autoestinguente self-extinguishing
V	12	24	48	110	240			
V	12	24	48	110	240			
mA lampada / Bulb mA	330	130	95	35	20			
Cd (p) elemento luminoso / Luminous element Cd (p)	3	3	3	2	2			
mA acustica / Acoustics mA	10	14	6	5	5			
dB(A)1m	70	70	70	70	70			
Hz							3200	

Possibilità di installazione lampada a LED. LED bulb option.

LUXOR

- LX2 F** Luce fissa senza elettronica
Continuous light without electronics
- LX2 C** Luce lampeggiante o fissa pilotata elettronicamente
Blinking or continuous light with electronics
- LX2 B** Luce a ballottaggio
Alternating light

F: V 12-24-48-110-240 (±10%) C-B: V 12-24-110-240 (±10%)	Ba 9s 10W		50/60 Hz
F: Flash/min. 0 C-B: Flash/min. 0-110±20	IP ₄₀ 54		F: C-B: /
		F: C-B: /	°C -30 +40
			On ∞

	1	2	3	4	5	6	PC	autoestinguente self-extinguishing
V	12	24	48	110	240			
V	12	24	48	110	240			
mA lampada / Bulb mA	880	410	210	90	45			
Cd (p) elemento luminoso / Luminous element Cd (p)	3	3	8	2	2			
mA acustica / Acoustics mA	14	14	6	5	5			
dB(A)1m	80	80	80	80	80			
Hz							2600	

Possibilità di installazione lampada a LED. LED bulb option.

- LX2 X** Luce a flash
Xenon flashing beacon


V 12-24-110-240 (±10%)		50/60 Hz	J 2	1F				
Flash/min. 65±10	IP 54		°C -30 +40	On ∞				
	1	2	3	4	5	6	PC	autoestinguente self-extinguishing

V	12/24	-	-
V		110	240
mA	240	120	70
Cd (p)	500	500	600

INFORMAZIONI TECNICHE TECHNICAL INFORMATION

LUXOR


- LX3 F** Luce fissa senza elettronica
Continuous light without electronics
- LX3 C** Luce lampeggiante o fissa pilotata elettronicamente
Blinking or continuous light with electronics
- LX3 B** Luce a ballottaggio
Alternating light

F: V 12-24-48-110-240 (±10%)	C-B: V 12-24-110-240 (±10%)	Ba 15d 25W	==	~ 50/60 Hz
F: Flash/min. 0	C-B: Flash/min. 0-110±20	IP ³⁰ ₅₄	☐	°C -30 +40
		🎵 F: == / ---	🎵 C-B: == / ---	On ∞
		1 2 3 4 5 6	PC	autoestinguente self-extinguishing

V ==	12	24	48	110	240	V == ~	12	24	48	110	240
V ~	12	24	48	110	240	mA acustica (DC) / Acoustics mA (DC)	180	90	-	-	-
A lampada / Bulb A	1.8	0.9	0.5	0.23	0.10	mA acustica (AC) / Acoustics mA (AC)	560	280	-	80	45
Cd (p) elemento luminoso / Luminous element Cd (p)	35	25	20	20	20	dB(A) 1m (DC)	83	82	-	-	-
						dB(A) 1m (AC)	86	85	-	88	88
						Hz	1000	850	-	850	850

Possibilità di installazione lampada a LED. LED bulb option.


- LX3 X** Luce a flash
Xenon flashing beacon

V 12-24-110-240 (±10%)	==	~ 50/60 Hz	J 2	1F
Flash/min. 65±10	IP 54	☐	°C -30 +40	On ∞
		1 2 3 4 5 6	PC	autoestinguente self-extinguishing

V ==	12/24	-	-
V ~		110	240
J2 mA	500	250	80
Cd (p)	1500	1500	1300

LUXOR

- LX4 F** Luce fissa senza elettronica
Continuous light without electronics
- LX4 C** Luce lampeggiante o fissa pilotata elettronicamente
Blinking or continuous light with electronics
- LX4 B** Luce a ballottaggio
Alternating light

F: V 12-24-48-110-240 (±10%)	C-B: V 12-24-110-240 (±10%)	Ba 15d 40W	==	~ 50/60 Hz
F: Flash/min. 0	C-B: Flash/min. 0-110±20	IP ³⁰ ₅₄	☐	°C -30 +40
		🎵 F: == / ---	🎵 C-B: == / ---	On ∞
		1 2 3 4 5 6	PC	autoestinguente self-extinguishing

V ==	12	24	48	110	240	V == ~	12	24	48	110	240
V ~	12	24	48	110	240	mA acustica (DC) / Acoustics mA (DC)	180	90	-	-	-
A lampada / Bulb A	2.8	1.3	0.92	0.36	0.16	mA acustica (AC) / Acoustics mA (AC)	560	280	-	80	45
Cd (p) elemento luminoso / Luminous element Cd (p)	60	40	60	60	30	dB(A) 1m (DC)	83	82	-	-	-
						dB(A) 1m (AC)	86	85	-	88	88
						Hz	1000	850	-	850	850

Possibilità di installazione lampada a LED. LED bulb option.

INFORMAZIONI TECNICHE TECHNICAL INFORMATION

LX4 X Luce a flash Xenon flashing beacon

V	12-24-110-240 (±10%)	==	~	50/60 Hz	J 6	1F
Flash/min.	65±10	IP 54	☐	°C	-30 +40	On ∞
		1 2 3 4 5 6	PC	autoestinguente self-extinguishing		

V	==	12/24		-	-
V	~	110		240	
J6	mA	900	450	80	100
	Cd (p)	3200	3200	2400	2600

LX4 R Luce rotante Rotating beacon

V	12-24-48-110-240 (±10%)	Ba 15s 45W	Ba 15d 40W	H1 55W-70W	==
~	50/60 Hz	r.p.m.	65±10	IP	³⁰ / ₅₄
		1 2 3 4 5 6	PC	autoestinguente self-extinguishing	

V	==	12	24	48	-	-	-
V	~	12	24	-	48	110	240
A	[Ba15s 45W] LX4 201 R	4	2.1	1	-	-	-
Cd(p)	LX4 201 R	4000	4000	4000	-	-	-
A	[Ba15d 40W] LX4 200 R - LX4 201 R	3.3	1.6	-	1	0,4	0.2
Cd(p)	LX4 200 R - LX4 201 R	1500	1000	-	1400	800	250
A	[H1 55-70W] LX4 201 R	4.8	3.1	-	-	-	-
Cd(p)	LX4 201 R	6000	6000	-	-	-	-
mA	acustica (DC) / Acoustics mA (DC)	180	90	-	-	-	-
mA	acustica (AC) / Acoustics mA (AC)	560	280	-	-	80	45
dB(A)1m	(DC)	83	82	-	-	-	-
dB(A)1m	(AC)	86	85	-	-	88	88
Hz		1000	850	-	-	850	850

Luxor LX1 F - Luce fissa senza elettronica

Continuous light without electronics



LX1 010 F

LX1010F12DA1	● 10120	LX1010F24DA5	● 10130	LX1010F110DA3	● 10140
LX1010F12DA2	● 10121	LX1010F24DA6	○ 10131	LX1010F110DA4	● 10141
LX1010F12DA3	● 10122	LX1010F48DA1	● 10132	LX1010F110DA5	● 10142
LX1010F12DA4	● 10123	LX1010F48DA2	● 10133	LX1010F110DA6	○ 10143
LX1010F12DA5	● 10124	LX1010F48DA3	● 10134	LX1010F240DA1	● 10150
LX1010F12DA6	○ 10125	LX1010F48DA4	● 10135	LX1010F240DA2	● 10151
LX1010F24DA1	● 10126	LX1010F48DA5	● 10137	LX1010F240DA3	● 10152
LX1010F24DA2	● 10127	LX1010F48DA6	○ 10136	LX1010F240DA4	● 10153
LX1010F24DA3	● 10128	LX1010F110DA1	● 10138	LX1010F240DA5	● 10154
LX1010F24DA4	● 10129	LX1010F110DA2	● 10139	LX1010F240DA6	○ 10155

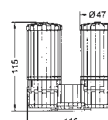


Kg. 0,08



LX1 030 F

LX1030F12DA22	● ●	16250	LX1030F24DA34	● ●	10401
LX1030F24DA26	● ○	14915	LX1030F24DA55	● ●	14853
LX1030F24DA22	● ●	16254	LX1030F240DA34	● ●	10405
LX1030F24DA32	● ●	14885			

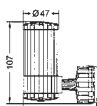


Kg. 0,2



LX1 040 F

LX1040F24DA2	● 10677	LX1040F24DA4	● 10679	LX1040F110DA3	● 10690
LX1040F24DA3	● 10678	LX1040F24DA5	● 10680		

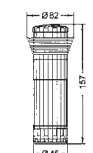


Kg. 0,11



LX1 080 F

LX1080F12DA3	● 11452	LX1080F24DA5	● 11460	LX1080F110DA3	● 11470
LX1080F24DA2	● 11457	LX1080F48DA2	● 11463	LX1080F110DA5	● 11472
LX1080F24DA3	● 11458	LX1080F110DA2	● 11469	LX1080F240DA2	● 11481

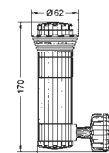


Kg. 0,18



LX1 120 F

LX11120F240A5	● 12509
---------------	---------

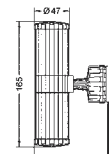


Kg. 0,19



LX1 060 F

LX1060F24DA12	● ●	14861	LX1060F24DA34	● ●	14343
LX1060F24DA22	● ●	10991	LX1060F24DA55	● ●	14896
LX1060F24DA33	● ●	14917	LX1060F240DA34	● ●	14631

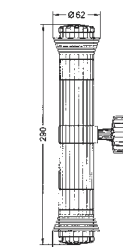


Kg. 0,17



LX1 150 F

LX1150F24DA22	● ●	12891
---------------	-----	-------

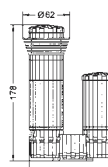


Kg. 0,35



LX1 160 F

LX1160F24DA34	● ●	12981
---------------	-----	-------

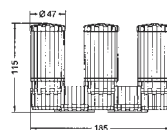


Kg. 0,30



LX1 031 F

LX1031F24DA324	● ● ●	10441
LX1031F24DA346	● ● ○	14850
LX1031F110DA324	● ● ●	10443

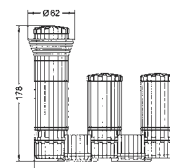


Kg. 0,31



LX1 161 F

LX1161F24DA324	● ● ●	13031
----------------	-------	-------

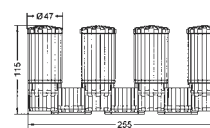


Kg. 0,41



LX1 032 F

LX1032F24DA3214	● ● ● ●	10476
LX1032F48DA3214	● ● ● ●	10477

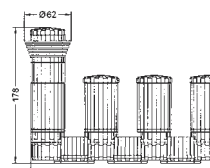


Kg. 0,44



LX1 162 F

LX1162F24DA3214	● ● ● ●	13091
-----------------	---------	-------

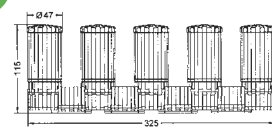


Kg. 0,53



LX1 033 F

LX1033F24DA32154	● ● ● ● ●	10521
------------------	-----------	-------



Kg. 0,57

Luxor LX1 F - Luce fissa senza elettronica

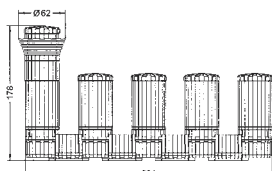
Continuous light without electronics



LX1 163 F

IP 40

T




Kg. 0,66

LX1163F110DA32154 ●●●●● 13153



LX1 070 F

W



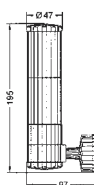
Kg. 0,14

LX1070F12DA34 ●● 11110	LX1070F24DA54 ●● 14741
LX1070F24DA16 ●○ 14412	LX1070F24DA63 ○● 14907
LX1070F24DA32 ●● 14138	LX1070F24DA64 ○● 16253
LX1070F24DA34 ●● 11111	LX1070F48DA34 ●● 11112
LX1070F24DA35 ●● 14116	LX1070F110DA34 ●● 11113
LX1070F24DA42 ●● 11116	LX1070F240DA34 ●● 11115



LX1 110 F

T



Kg. 0,19

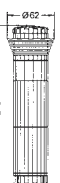
LX1110F12DA34 ●● 12180	LX1110F24DA32 ●● 14730
LX1110F24DA34 ●● 12181	LX1110F110DA34 ●● 12183
LX1110F240DA34 ●● 12185	



LX1 081 F

IP 40

W



Kg. 0,22

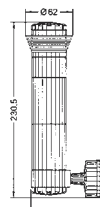
LX1081F24DA34 ●● 11681	LX1081F110DA55 ●● 14898
LX1081F110DA34 ●● 11683	LX1081F240DA34 ●● 11685



LX1 121 F

IP 40

T



Kg. 0,21

LX1121F12DA34 ●● 12660	LX1121F24DA32 ●● 14873
LX1121F24DA12 ●● 16232	LX1121F24DA34 ●● 12681



LX1 071 F

W



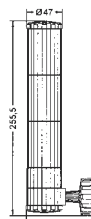
Kg. 0,22

LX1071F12DA346 ●●○ 14377	LX1071F24DA351 ●●○ 14894
LX1071F24DA163 ●●○ 14760	LX1071F24DA354 ●●○ 14770
LX1071F24DA321 ●●○ 14789	LX1071F24DA543 ●●○ 14296
LX1071F24DA324 ●●○ 11168	LX1071F110DA324 ●●○ 11170
LX1071F24DA332 ●●○ 14886	LX1071F240DA324 ●●○ 11172
LX1071F24DA346 ●●○ 14414	LX1071F240DA354 ●●○ 14715



LX1 111 F

T



Kg. 0,27

LX1111F24DA324 ●●○ 12261	LX1111F240DA324 ●●○ 12265
LX1111F110DA324 ●●○ 12263	

Luxor LX2 F - Luce fissa senza elettronica

Continuous light without electronics



LX2 010 F

T



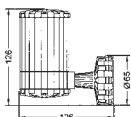
Kg. 0,13

LX2010F12DA1 ● 10156	LX2010F24DA5 ● 10166	LX2010F110DA3 ● 10176
LX2010F12DA2 ● 10157	LX2010F24DA6 ○ 10167	LX2010F110DA4 ● 10177
LX2010F12DA3 ● 10158	LX2010F48DA1 ● 10168	LX2010F110DA5 ● 10178
LX2010F12DA4 ● 10159	LX2010F48DA2 ● 10169	LX2010F110DA6 ○ 10179
LX2010F12DA5 ● 10160	LX2010F48DA3 ● 10170	LX2010F240DA1 ● 10186
LX2010F12DA6 ○ 10161	LX2010F48DA4 ● 10171	LX2010F240DA2 ● 10187
LX2010F24DA1 ● 10162	LX2010F48DA5 ● 10172	LX2010F240DA3 ● 10188
LX2010F24DA2 ● 10163	LX2010F48DA6 ○ 10173	LX2010F240DA4 ● 10189
LX2010F24DA3 ● 10164	LX2010F110DA1 ● 10174	LX2010F240DA5 ● 10190
LX2010F24DA4 ● 10165	LX2010F110DA2 ● 10175	LX2010F240DA6 ○ 10191



LX2 040 F

T



Kg. 0,16

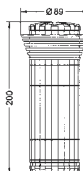
LX2040F24DA2 ● 10713	LX2040F24DA4 ● 10715
LX2040F24DA5 ● 10716	LX2040F110DA3 ● 10726
LX2040F240DA5 ● 10740	



LX2 080 F

IP 40

W



Kg. 0,31

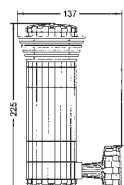
LX2080F12DA3 ● 11492	LX2080F110DA2 ● 11509
LX2080F24DA2 ● 11497	LX2080F110DA3 ● 11510
LX2080F24DA3 ● 11498	LX2080F110DA5 ● 11512
LX2080F24DA5 ● 11500	LX2080F240DA3 ● 11522



LX2 120 F

IP 40

T



Kg. 0,26

LX2120F24DA3 ● 12523

Luxor LX2 F - Luce fissa senza elettronica

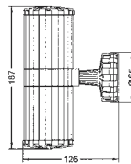
Continuous light without electronics

Linea colonne luminose . Luminous towers range



LX2 060 F

LX2060F12DA34	●●	14860	LX2060F24DA43	●●	14848
LX2060F24DA22	●●	11001	LX2060F240DA22	●●	11005
LX2060F24DA34	●●	14889	LX2060F240DA34	●●	14862

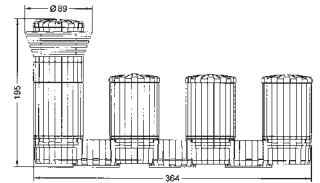


Kg. 0,27



LX2 162 F

LX2162F24DA3214	●●●●●	13101
-----------------	-------	-------

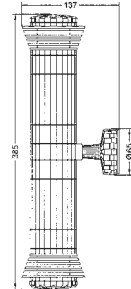


Kg. 0,91



LX2 150 F

LX2150F24DA22	●●	12901
---------------	----	-------

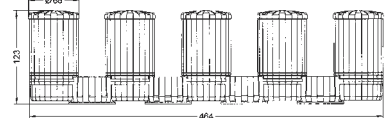


Kg. 0,44



LX2 033 F

LX2033F24DA32154	●●●●●	10531
------------------	-------	-------

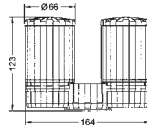


Kg. 0,96



LX2 030 F

LX2030F24DA34	●●	10411
LX2030F24DA42	●●	14556
LX2030F240DA34	●●	10415

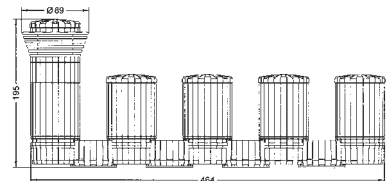


Kg. 0,33



LX2 163 F

LX2163F240DA32154	●●●●●	13165
-------------------	-------	-------

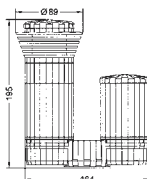


Kg. 1,12



LX2 160 F

LX2160F24DA34	●●	12987
---------------	----	-------

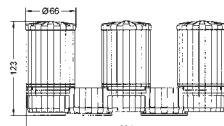


Kg. 0,49



LX2 031 F

LX2031F24DA324	●●●	10447
----------------	-----	-------

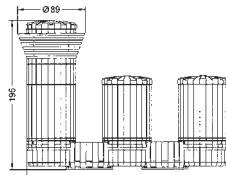


Kg. 0,54



LX2 161 F

LX2161F240DA324	●●●	13045
-----------------	-----	-------

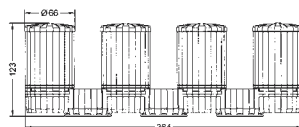


Kg. 0,74



LX2 032 F

LX2032F24DA3214	●●●●	10482
LX2032F240DA3214	●●●●	10486

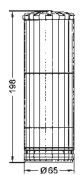


Kg. 0,75



LX2 070 F

LX2070F12DA34	●●	11120	LX2070F24DA36	●○	14852
LX2070F24DA12	●●	14161	LX2070F24DA42	●●	14106
LX2070F24DA23	●●	14109	LX2070F24DA56	○●	14921
LX2070F24DA31	●●	14183	LX2070F110DA34	●●	11123
LX2070F24DA34	●●	11121	LX2070F240DA32	●●	14117
LX2070F24DA35	●●	14111	LX2070F240DA34	●●	11125

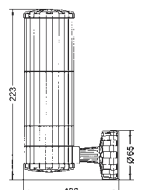


Kg. 0,28



LX2 110 F

LX2110F12DA34	●●	12190	LX2110F24DA41	●●	14775
LX2110F24DA32	●●	14406	LX2110F240DA34	●●	12195
LX2110F24DA34	●●	12191	LX2110F240DA42	●●	16265



Kg. 0,26

Luxor LX2 F - Luce fissa senza elettronica

Continuous light without electronics



IP 40

W



Kg. 0,37

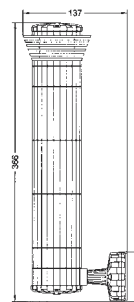
LX2 081 F

LX2081F24DA23	●●●	14368	LX2081F48DA32	●●●	14934
LX2081F24DA24	●●●	14708	LX2081F110DA34	●●●	11693
LX2081F24DA34	●●●	11691	LX2081F110DA55	●●●	14899
LX2081F24DA35	●●●	14434	LX2081F240DA34	●●●	11695
LX2081F24DA36	●○	14864			



IP 40

T



Kg. 0,54

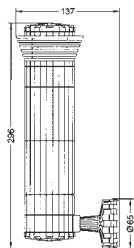
LX2 122 F

LX2122F24DA324	●●●	12736
----------------	-----	-------



IP 40

T



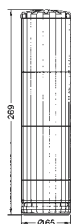
Kg. 0,47

LX2 121 F

LX2121F24DA34	●●	12687
---------------	----	-------



W



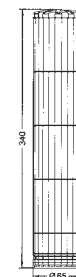
Kg. 0,35

LX2 071 F

LX2071F24DA321	●●●	14227	LX2071F48DA324	●●●	11175
LX2071F24DA324	●●●	11174	LX2071F110DA261	●○	14222
LX2071F24DA333	●●●	14985	LX2071F110DA324	●●●	11176
LX2071F24DA341	●●●	14300	LX2071F110DA354	●●●	14316
LX2071F24DA354	●●●	14302	LX2071F110DA364	●○	14878
LX2071F24DA362	●●●	14479	LX2071F110DA453	●○	14273
LX2071F24DA364	●○	14270	LX2071F110DA564	●○	16206
LX2071F24DA461	●○	14735	LX2071F240DA324	●●●	11178
LX2071F24DA513	●●●	14722	LX2071F240DA354	●●●	14263



W



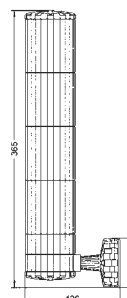
Kg. 0,41

LX2 072 F

LX2072F24DA2145	●●●	14877	LX2072F24DA4352	●●●	14147
LX2072F24DA2334	●●●	14922	LX2072F24DA6354	●○	14491
LX2072F24DA3214	●●●	14497	LX2072F110DA2666	●○	14429
LX2072F24DA3264	●○	11211	LX2072F110DA3264	●○	11213
LX2072F24DA3461	●●●	14320	LX2072F110DA3514	●●●	14245
LX2072F24DA3514	●●●	14535	LX2072F240DA3264	●○	11215



T



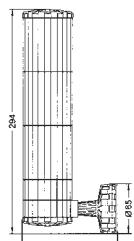
Kg. 0,41

LX2 112 F

LX2112F24DA3546	●●●	14620
-----------------	-----	-------



T



Kg. 0,34

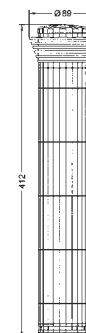
LX2 111 F

LX2111F12DA146	●●○	14971
LX2111F12DA354	●●●	14854
LX2111F24DA324	●●●	12267
LX2111F24DA452	●●●	16267
LX2111F110DA312	●●●	16222
LX2111F110DA324	●●●	12269
LX2111F110DA345	●●●	14706



IP 40

W



Kg. 0,47

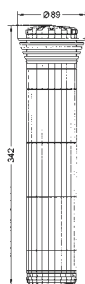
LX2 083 F

LX2083F24DA1623	●○	14794
LX2083F24DA3214	●●●	14601
LX2083F24DA3264	●○	11786
LX2083F24DA3416	●●●	14738
LX2083F48DA1423	●●●	14449
LX2083F110DA2564	●○	14736
LX2083F110DA4123	●●●	16243



IP 40

W



Kg. 0,42

LX2 082 F

LX2082F24DA314	●●●	14670
LX2082F24DA324	●●●	11741
LX2082F24DA351	●●●	14724
LX2082F24DA354	●●●	14533
LX2082F110DA324	●●●	11743



W



Kg. 0,48

LX2 073 F

LX2073F24DA16354	●○	14502
LX2073F24DA32614	●●●	11261
LX2073F24DA55555	●●●	14727
LX2073F24DA66666	○○○○	14924
LX2073F110DA32614	●●●	11263
LX2073F110DA53435	●●●	14257

Linea colonne luminose . Luminous towers range

Luxor LX3 F - Luce fissa senza elettronica

Continuous light without electronics



LX3 010 F

LX3010F24DA1	● 10200	LX3010F48DA3	● 10208	LX3010F110DA5	● 10216
LX3010F24DA2	● 10201	LX3010F48DA4	● 10209	LX3010F110DA6	○ 10217
LX3010F24DA3	● 10202	LX3010F48DA5	● 10210	LX3010F240DA1	● 10224
LX3010F24DA4	● 10203	LX3010F48DA6	○ 10211	LX3010F240DA2	● 10225
LX3010F24DA5	● 10204	LX3010F110DA1	● 10212	LX3010F240DA3	● 10226
LX3010F24DA6	○ 10205	LX3010F110DA2	● 10213	LX3010F240DA4	● 10227
LX3010F48DA1	● 10206	LX3010F110DA3	● 10214	LX3010F240DA5	● 10228
LX3010F48DA2	● 10207	LX3010F110DA4	● 10215	LX3010F240DA6	○ 10229

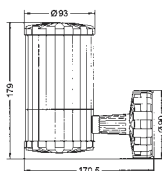


Kg. 0,23



LX3 040 F

LX3040F12DA3	●	10752
LX3040F24DA4	●	10759
LX3040F240DA4	●	10783
LX3040F240DA6	○	10785
LX3040F48DA2	●	10763



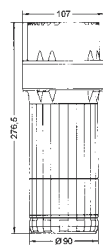
Kg. 0,36



LX3 080 F

LX3080F24DA2	●	11537
LX3080F24DA3	●	11538
LX3080F110A2	●	11549
LX3080F110A3	●	11550
LX3080F240A2	●	11561

IP 30



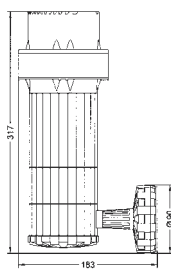
Kg. 0,92



LX3 120 F

LX3120F24DA2	●	12562
LX3120F24DA3	●	12563

IP 30

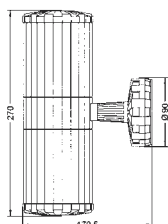


Kg. 1,00



LX3 060 F

LX3060F12DA34	●●	16287
LX3060F24DA34	●●	14348
LX3060F24DA35	●●	16246
LX3060F240DA22	●●	11015
LX3060F240DA34	●●	14311

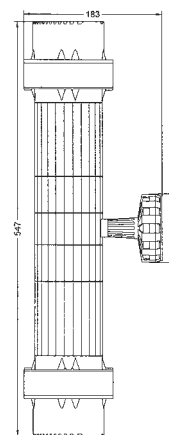


Kg. 0,61



LX3 150 F

IP 30

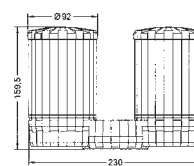


Kg. 2,00

LX31500F24DA22 ●● 12907



LX3 030 F



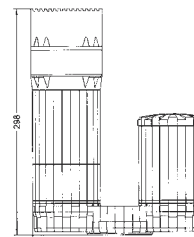
Kg. 0,65

LX3030F240DA34 ●● 10421



LX3 160 F

IP 30

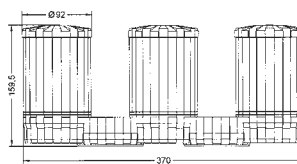


Kg. 1,22

LX3160F24DA32 ●● 14747



LX3 031 F



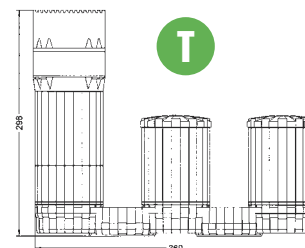
Kg. 1,07

LX3031F24DA324	●●●	10453	LX3031F110DA324	●●●	10455
LX3031F24DA354	●●●	14621	LX3031F110DA354	●●●	14564
LX3031F110DA315	●●●	16202	LX3031F240DA324	●●●	10457



LX3 161 F

IP 30



Kg. 1,64

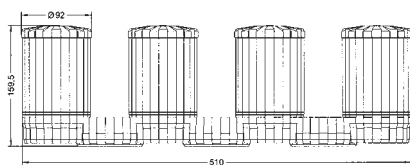
LX3161F24DA324 ●●● 13051

Luxor LX3 F - Luce fissa senza elettronica

Continuous light without electronics



LX3 032 F

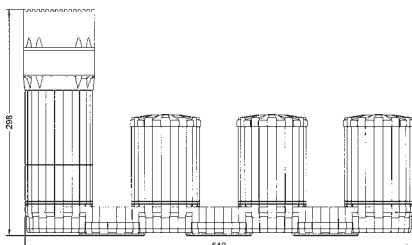


LX3032F12DA3214	●●●●	10487	Kg. 1,48
LX3032F24DA3124	●●●●	10488	
LX3032F110DA3214	●●●●	10490	



LX3 162 F

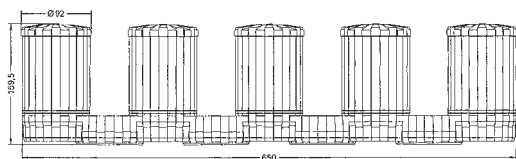
IP 30



LX3162F24DA3214	●●●●	13111	Kg. 2,05
-----------------	------	-------	----------



LX3 033 F




LX3033F24DA32154	●●●●	10537	Kg. 1,74
------------------	------	-------	----------



LX3 163 F

IP 30



LX3163F24DA32154	●●●●	13167	Kg. 2,31
------------------	------	-------	----------



LX3 070 F

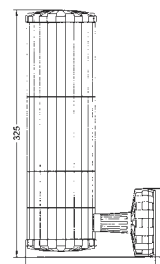


Kg. 0,48

LX3070F12DA44	●●	16249	LX3070F110DA14	●●	16244
LX3070F24DA32	●●	14098	LX3070F110DA32	●●	14123
LX3070F24DA34	●●	11127	LX3070F110DA34	●●	11129
LX3070F24DA35	●●	14399	LX3070F110DA36	○	14742
LX3070F24DA54	●●	14954	LX3070F110DA42	●●	16230
LX3070F24DA65	○	14914	LX3070F240DA34	●●	11131
LX3070F48DA34	●●	11128	LX3070F240DA35	●●	16256



LX3 110 F



Kg. 0,57

LX3110F24DA34	●●	12197
LX3110F110DA23	●●	16210
LX3110F110DA34	●●	12199
LX3110F240DA34	●●	12201
LX3110F240DA53	●●	14824
LX3110F240DA56	○	14912



LX3 081 F

IP 30



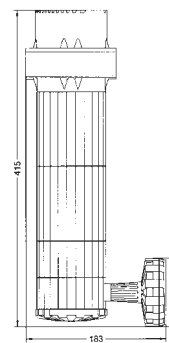
Kg. 1,05

LX3081F24DA34	●●	11701
LX3081F110A32	●●	16291
LX3081F110A34	●●	11703
LX3081F240A34	●●	11705
LX3081F240A35	●●	14928



LX3 121 F

IP 30



Kg. 1,14

LX3121F24DA34	●●	12697
---------------	----	-------



LX3 071 F



Kg. 0,63

LX3071F24DA221	●●	14622
LX3071F24DA241	●●	14264
LX3071F24DA315	●●	14754
LX3071F24DA324	●●	11181
LX3071F24DA413	●●	14526
LX3071F24DA435	●●	14223
LX3071F24DA642	○	14261
LX3071F48DA324	●●	11182
LX3071F110DA324	●●	11183
LX3071F240DA324	●●	11185
LX3071F240DA354	●●	14718
LX3071F240DA666	○	14957

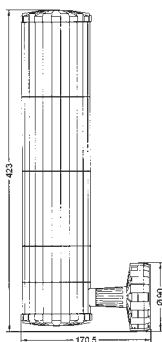
Luxor LX3 F - Luce fissa senza elettronica

Continuous light without electronics



LX3 111 F

- | | | | | | |
|-----------------|-----|-------|-----------------|-----|-------|
| LX3111F24DA324 | ●●● | 12273 | LX3111F110DA354 | ●●● | 16235 |
| LX3111F24DA354 | ●●● | 14956 | LX3111F240DA324 | ●●● | 12277 |
| LX3111F24DA413 | ●●● | 14528 | LX3111F240DA354 | ●●● | 16236 |
| LX3111F110DA324 | ●●● | 12275 | | | |

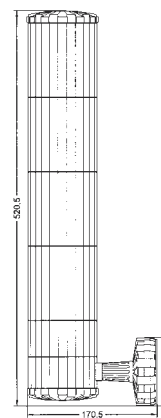


Kg. 0,76



LX3 112 F

- | | | |
|------------------|-----|-------|
| LX3112F24DA3264 | ●●● | 12327 |
| LX3112F48DA3261 | ●●● | 14463 |
| LX3112F240DA3264 | ●●● | 12331 |



Kg. 0,92

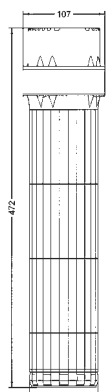


LX3 082 F

IP 30



- | | | |
|----------------|-----|-------|
| LX3082F24DA324 | ●●● | 11751 |
| LX3082F110A324 | ●●● | 11753 |



Kg. 1,20



LX3 083 F

IP 30



- | | | |
|-----------------|-----|-------|
| LX3083F24DA1234 | ●●● | 14382 |
| LX3083F24DA3264 | ●●● | 11801 |
| LX3083F24DA3514 | ●●● | 14838 |



Kg. 1,36

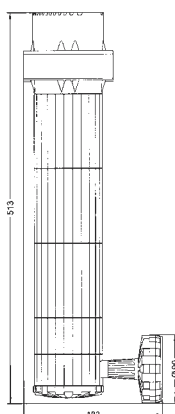


LX3 122 F

IP 30



- | | | |
|----------------|-----|-------|
| LX3122F240A324 | ●●● | 12755 |
|----------------|-----|-------|



Kg. 1,33



LX3 072 F



- | | | |
|------------------|-----|-------|
| LX3072F24DA3214 | ●●● | 14510 |
| LX3072F24DA3264 | ●●● | 11221 |
| LX3072F24DA3514 | ●●● | 14136 |
| LX3072F24DA6543 | ○●● | 14496 |
| LX3072F110DA3514 | ●●● | 14499 |
| LX3072F110DA3561 | ●●● | 14795 |
| LX3072F240DA6435 | ●●● | 14833 |



Kg. 0,79



LX3 073 F



- | | | |
|-------------------|-----|-------|
| LX3073F24DA32614 | ●●● | 11267 |
| LX3073F24DA35541 | ●●● | 14933 |
| LX3073F240DA62626 | ○●● | 14779 |
| LX3073F240DA65656 | ○●● | 14776 |



Kg. 0,94

Luxor LX3 F - Luce fissa senza elettronica

Continuous light without electronics



LX3 084 F

IP 30

T




Kg. 1,51

LX3084F12DA32614 ●○●●● 11836



LX3 074 F

T



Kg. 1,10

LX3074F24DA32615 ●●○●● 11291
 LX3074F48DA32615 ●●○●● 11292
 LX3074F110DA32615 ●●○●● 11293
 LX3074F240DA32615 ●●○●● 11295

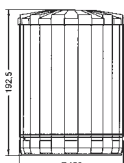
Luxor LX4 F - Luce fissa senza elettronica

Continuous light without electronics



LX4 010 F

T



Kg. 0,51

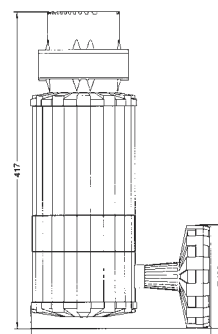
LX4010F12DA1 ● 10230	LX4010F24DA5 ● 10240	LX4010F110DA3 ● 10250
LX4010F12DA2 ● 10231	LX4010F24DA6 ○ 10241	LX4010F110DA4 ● 10251
LX4010F12DA3 ● 10232	LX4010F48DA1 ● 10242	LX4010F110DA5 ● 10252
LX4010F12DA4 ● 10233	LX4010F48DA2 ● 10243	LX4010F110DA6 ○ 10253
LX4010F12DA5 ● 10234	LX4010F48DA3 ● 10244	LX4010F240DA1 ● 10260
LX4010F12DA6 ○ 10235	LX4010F48DA4 ● 10245	LX4010F240DA2 ● 10261
LX4010F24DA1 ● 10236	LX4010F48DA5 ● 10246	LX4010F240DA3 ● 10262
LX4010F24DA2 ● 10237	LX4010F48DA6 ○ 10247	LX4010F240DA4 ● 10263
LX4010F24DA3 ● 10238	LX4010F110DA1 ● 10248	LX4010F240DA5 ● 10265
LX4010F24DA4 ● 10239	LX4010F110DA2 ● 10249	LX4010F240DA6 ○ 10264



LX4 120 F

IP 30

T



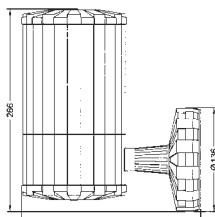
Kg. 1,76

LX4120F110DA2 ● 12610



LX4 040 F

T



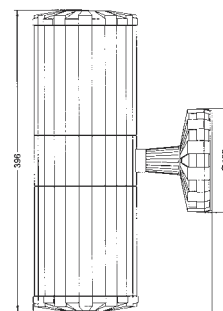
Kg. 0,84

LX4040F24DA1 ● 10792	LX4040F24DA4 ● 10795	LX4040F48DA1 ● 10798
LX4040F24DA2 ● 10793	LX4040F24DA5 ● 10796	LX4040F110DA5 ● 10808
LX4040F24DA3 ● 10794	LX4040F24DA6 ○ 10797	LX4040F240DA3 ● 10818



LX4 060 F

T



Kg. 1,67

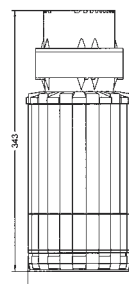
LX4060F12DA34 ●●● 14839
 LX4060F24DA22 ●●● 11021
 LX4060F24DA34 ●●● 14664
 LX4060F48DA22 ●●● 11022
 LX4060F48DA66 ○○ 14902
 LX4060F110A31 ●● 14970



LX4 080 F

IP 30

T



Kg. 1,48

LX4080F24DA1 ● 11576
 LX4080F24DA2 ● 11577
 LX4080F24DA3 ● 11602

Linea colonne luminose . Luminous towers range

Luxor LX4 F - Luce fissa senza elettronica

Continuous light without electronics

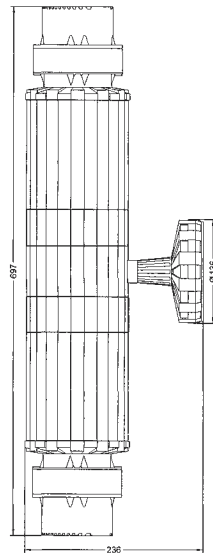
Linea colonne luminose . Luminous towers range



LX4 150 F

IP 30

T



Kg. 3,52

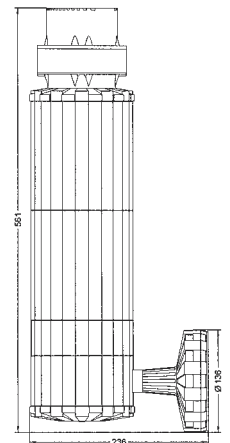
LX4150F24DA22 ●●● 12913
LX4150F24DA34 ●●● 16271



LX4 121 F


IP 30

T



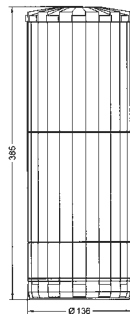
Kg. 2,05

LX4121F24DA34 ●●● 12701




LX4 070 F

T



Kg. 0,95

LX4070F24DA34 ●●● 11133
LX4070F24DA36 ●●○ 14806
LX4070F24DA55 ●●● 14194
LX4070F48DA34 ●●● 11134
LX4070F110DA34 ●●● 11135
LX4070F240DA34 ●●● 11137



LX4 071 F

T



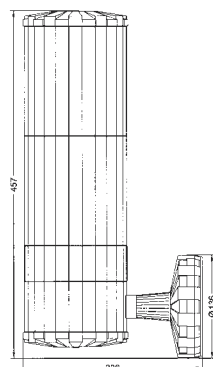
Kg. 1,27

LX4071F24DA324 ●●● 11187
LX4071F24DA354 ●●● 14542
LX4071F24DA413 ●●● 14527
LX4071F48DA324 ●●● 11188
LX4071F48DA354 ●●● 14267
LX4071F110DA321 ●●● 14295
LX4071F110DA324 ●●● 11189
LX4071F240DA153 ●●● 16290
LX4071F240DA324 ●●● 11191
LX4071F240DA354 ●●● 14720



LX4 110 F

T



Kg. 1,31

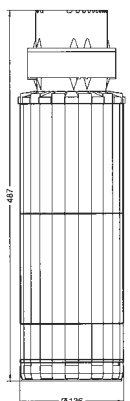
LX4110F12DA34 ●●● 12210
LX4110F24DA34 ●●● 12211
LX4110F110DA34 ●●● 12213
LX4110F240DA34 ●●● 12215



LX4 081 F

IP 30

T



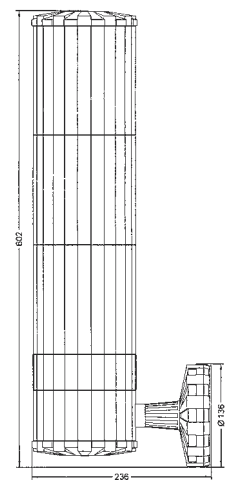
Kg. 1,73

LX4081F240DA34 ●●● 11715



LX4 111 F

T



Kg. 1,63

LX4111F24DA324 ●●● 12281
LX4111F24DA354 ●●● 14999
LX4111F110DA324 ●●● 12283
LX4111F240DA143 ●●● 16229
LX4111F240DA543 ●●● 16225

Luxor LX4 F - Luce fissa senza elettronica

Continuous light without electronics



LX4 082 F

IP 30

T



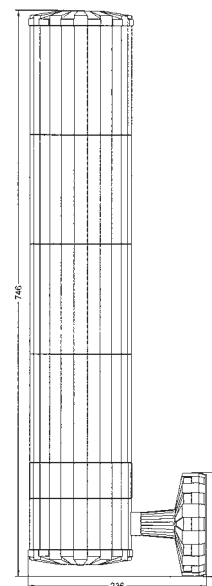
Kg. 2,05

LX4082F24DA324 ●●● 11761



LX4 112 F

T



Kg. 1,95

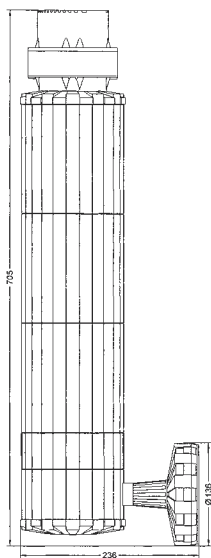
LX4112F240DA3241 ●●● 14989



LX4 122 F

IP 30

T



Kg. 2,57

LX4122F240A324 ●●● 12765



LX4 072 F

T



Kg. 1,59

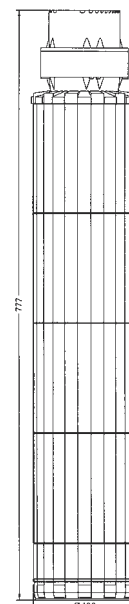
LX4072F24DA1234 ●●● 14879
 LX4072F24DA2145 ●●● 14936
 LX4072F24DA3264 ●●● 11227
 LX4072F24DA4531 ●●● 14855
 LX4072F110DA3264 ●●● 11229
 LX4072F240DA3264 ●●● 11231



LX4 083 F

IP 30

T



Kg. 2,37

LX4083F24DA3241 ●●● 14949
 LX4083F24DA3264 ●●● 11811
 LX4083F240A3461 ●●● 16240

Linea colonne luminose . Luminous towers range

Luxor LX4 F - Luce fissa senza elettronica

Continuous light without electronics



LX4 073 F

LX4073F24DA32614	● ● ○ ● ●	11273
LX4073F24DA64153	○ ● ● ● ●	14269
LX4073F110DA32614	● ● ○ ● ●	11275

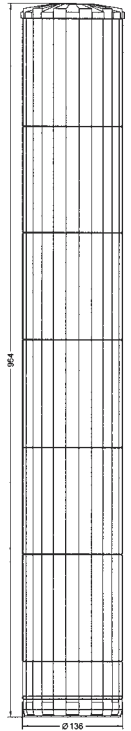


Kg. 1,92



LX4 074 F

LX4074F24DA326154	● ● ○ ● ●	11301
LX4074F110DA326154	● ● ○ ● ●	11303



Kg. 2,24

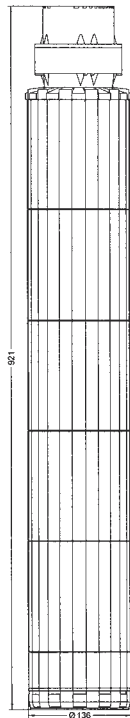


Linea colonne luminose . Luminous towers range



LX4 084 F

LX4084F24DA32614	● ● ○ ● ●	11846
------------------	-----------	-------



Kg. 2,69

IP 30



Luxor LX1 C - Luce lampeggiante o fissa pilotata elettronicamente

Blinking or continuous light with electronics



LX1 010 C

LX1010C12DA1	● 10000	LX1010C24DA3	● 10008	LX1010C110A5	● 10016
LX1010C12DA2	● 10001	LX1010C24DA4	● 10009	LX1010C110A6	○ 10017
LX1010C12DA3	● 10002	LX1010C24DA5	● 10010	LX1010C240A1	● 10024
LX1010C12DA4	● 10003	LX1010C24DA6	○ 10011	LX1010C240A2	● 10025
LX1010C12DA5	● 10004	LX1010C110A1	● 10012	LX1010C240A3	● 10026
LX1010C12DA6	○ 10005	LX1010C110A2	● 10013	LX1010C240A4	● 10027
LX1010C24DA1	● 10006	LX1010C110A3	● 10014	LX1010C240A5	● 10028
LX1010C24DA2	● 10007	LX1010C110A4	● 10015	LX1010C240A6	○ 10029

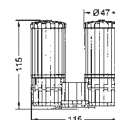


Kg. 0,08



LX1 030 C

LX1030C24D21	● ●	14575
LX1030C24D34	● ● ●	10361
LX1030C110A34	● ● ● ●	10362

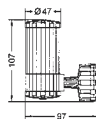


Kg. 0,2



LX1 040 C

LX1040C24DA2	● 10557	LX1040C110A2	● 10563	LX1040C240A2	● 10575
LX1040C24DA3	● 10558	LX1040C110A3	● 10564	LX1040C240A3	● 10576

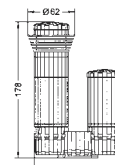


Kg. 0,11



LX1 160 C

LX1160C2110A23	● ●	14935
----------------	-----	-------

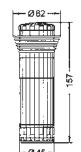


Kg. 0,32



LX1 080 C

LX1080C12D6	○ 11315	LX1080C24A2	● 11329	LX1080C110A3	● 11336
LX1080C24D1	● 11316	LX1080C24A3	● 11330	LX1080C110A5	● 11338
LX1080C24D2	● 11317	LX1080C24A4	● 11331	LX1080C240A1	● 11346
LX1080C24D3	● 11318	LX1080C24A5	● 11332	LX1080C240A2	● 11347
LX1080C24D5	● 11320	LX1080C24A6	○ 11333	LX1080C240A5	● 11350

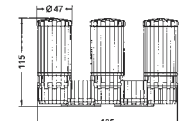


Kg. 0,20



LX1 031 C

LX1031C24D124	● ● ●	16205	LX1031C24A324	● ● ● ●	10423
LX1031C24D324	● ● ● ●	10426	LX1031C110A324	● ● ● ● ●	10427
LX1031C24D354	● ● ● ● ●	16262			

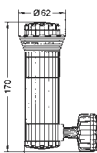


Kg. 0,32



LX1 120 C

LX1120C12A2	● 12353	LX1120C24A3	● 12360	LX1120C240A2	● 12377
LX1120C12A3	● 12354	LX1120C110A3	● 12366		
LX1120C12A4	● 12355	LX1120C110A5	● 12368		

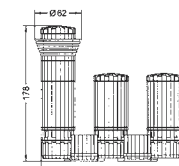


Kg. 0,22



LX1 161 C

LX1161C24D324	● ● ● ●	13001
LX1161C24A324	● ● ● ● ●	12999

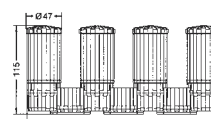


Kg. 0,45



LX1 032 C

LX1032C24D3214	● ● ● ● ●	10461	LX1032C24A3214	● ● ● ● ●	10459
LX1032C24D4352	● ● ● ● ● ●	14572			

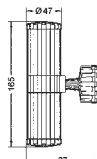


Kg. 0,5



LX1 060 C

LX1060C12DA34	● ● ●	14799
LX1060C24DA34	● ● ● ●	14345
LX1060C110A34	● ● ● ● ●	14630

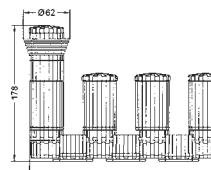


Kg. 0,17



LX1 162 C

LX1162C24D3214	● ● ● ● ●	13061
----------------	-----------	-------

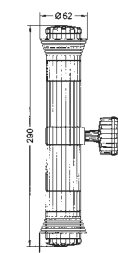


Kg. 0,54



LX1 150 C

LX1150C24D22	● ●	12827
LX1150C24A22	● ● ●	12829

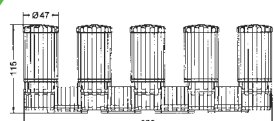


Kg. 0,39



LX1 033 C

LX1033C240A32154	● ● ● ● ● ●	10504
------------------	-------------	-------




Kg. 0,58

Linea colonne luminose . Luminous towers range

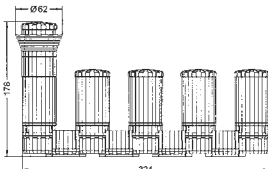
Luxor LX1 C - Luce lampeggiante o fissa pilotata elettronicamente

Blinking or continuous light with electronics



LX1 163 C

IP 40 T



Kg. 0,67

LX1163C24D32154 ●●●●● 13121




LX1 121 C

IP 40 W




Kg. 0,26

LX1121C24A34 ●● 12633
LX1121C240A34 ●● 12636



LX1 070 C

W



Kg. 0,16

LX1070C12D34 ●●● 11040	LX1070C110A15 ●●● 14798
LX1070C24D23 ●●● 14179	LX1070C110A34 ●●● 11044
LX1070C24D34 ●●● 11041	LX1070C110A53 ●●● 16209
LX1070C24D35 ●●● 14146	LX1070C240A34 ●●● 11046
LX1070C24A34 ●●● 11043	




LX1 071 C

W



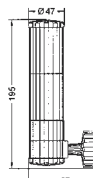
Kg. 0,24

LX1071C12D324 ●●● 11140	LX1071C24A324 ●●● 11143
LX1071C24D123 ●●● 14254	LX1071C24A354 ●●● 14378
LX1071C24D154 ●●● 14834	LX1071C110A324 ●●● 11144
LX1071C24D324 ●●● 11141	LX1071C240A354 ●●● 14716
LX1071C24D354 ●●● 14137	




LX1 110 C

W



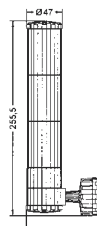
Kg. 0,21

LX1110C12D34 ●●● 12116
LX1110C240A34 ●●● 12120




LX1 111 C

W



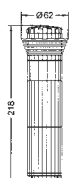
Kg. 0,24

LX1111C12A324 ●●● 12221	LX1111C24A346 ●●○ 14443
LX1111C12D324 ●●● 12220	LX1111C24A356 ●●○ 14792
LX1111C24D324 ●●● 12222	LX1111C110A324 ●●● 12224
LX1111C24A324 ●●● 12223	LX1111C240A324 ●●● 12226



LX1 081 C

IP 40 W




Kg. 0,24

LX1081C24A32 ●●● 14352 LX1081C24D34 ●●● 11611
LX1081C24A34 ●●● 11613 LX1081C110A34 ●●● 11614

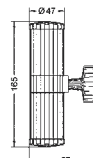
Luxor LX1 B - Luce a ballottaggio

Alternating light



LX1 060 B

T



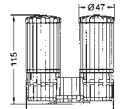
Kg. 0,18

LX1060B12D22 ●● 10925
LX1060B24D22 ●● 10926
LX1060B110A22 ●● 10929



LX1 030 B

T



Kg. 0,2

LX1030B24DA22 ●● 16300



LX1 150 B

IP 40 T



Kg. 0,39

LX1150B12DA22 ●● 12836



LX1 160 B

T



Kg. 0,31

LX1160B24DA34 ●● 12932

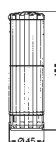
Luxor LX1 B - Luce a ballottaggio

Alternating light



LX1 070 B

LX1070B24DA34 ●●● 11053

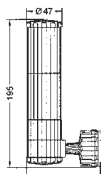


Kg. 0,16



LX1 110 B

LX1110B24DA34 ●●● 12126



Kg. 0,21



LX1 081 B

LX1081B24DA34 ●●● 11622

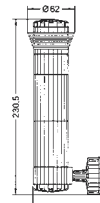


Kg. 0,24



LX1 121 B

LX1121B24DA34 ●●● 12638



Kg. 0,26

Luxor LX2 C - Luce lampeggiante o fissa pilotata elettronicamente

Blinking or continuous light with electronics



LX2 010 C

LX2010C12DA1 ● 10030	LX2010C24DA3 ● 10038	LX2010C110A5 ● 10046
LX2010C12DA2 ● 10031	LX2010C24DA4 ● 10039	LX2010C110A6 ○ 10047
LX2010C12DA3 ● 10032	LX2010C24DA5 ● 10040	LX2010C240A1 ● 10054
LX2010C12DA4 ● 10033	LX2010C24DA6 ○ 10041	LX2010C240A2 ● 10055
LX2010C12DA5 ● 10034	LX2010C110A1 ● 10042	LX2010C240A3 ● 10056
LX2010C12DA6 ○ 10035	LX2010C110A2 ● 10043	LX2010C240A4 ● 10057
LX2010C24DA1 ● 10036	LX2010C110A3 ● 10044	LX2010C240A5 ● 10058
LX2010C24DA2 ● 10037	LX2010C110A4 ● 10045	LX2010C240A6 ○ 10059

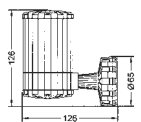


Kg. 0,13



LX2 040 C

LX2040C12DA2 ● 10581	LX2040C24DA3 ● 10588	LX2040C240A2 ● 10605
LX2040C12DA3 ● 10582	LX2040C24DA4 ● 10589	LX2040C240A4 ● 10607
LX2040C12DA5 ● 10584	LX2040C24DA5 ● 10590	
LX2040C24DA2 ● 10587	LX2040C110A3 ● 10594	

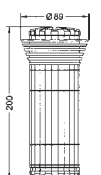


Kg. 0,16



LX2 080 C

LX2080C12A3 ● 11368	LX2080C24A2 ● 13501	LX2080C110A3 ● 11374
LX2080C24D2 ● 11361	LX2080C24A3 ● 13502	LX2080C110A4 ● 11375
LX2080C24D3 ● 11362	LX2080C24A4 ● 13503	LX2080C110A5 ● 11376
LX2080C24D4 ● 11363	LX2080C24A5 ● 13504	LX2080C240A2 ● 11385
LX2080C24D5 ● 11364	LX2080C110A2 ● 11373	LX2080C240A3 ● 11386

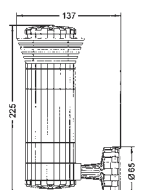


Kg. 0,36



LX2 120 C

LX2120C12D2 ● 12383	LX2120C110A3 ● 12396	LX2120C240A3 ● 12408
LX2120C24A2 ● 14011	LX2120C110A4 ● 12397	

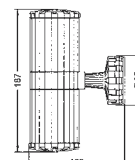


Kg. 0,40



LX2 060 C

LX2060C12DA54 ●● 14863
LX2060C24DA32 ●●● 10936
LX2060C24DA34 ●●● 14312
LX2060C110A22 ●●● 10942

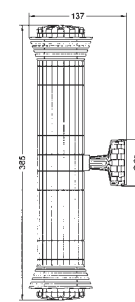


Kg. 0,28



LX2 150 C

LX2150C240A22 ●● 12846
LX2150C240A34 ●●● 14178

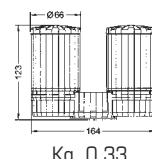


Kg. 0,60



LX2 030 C

LX2030C24D23 ●● 14867
LX2030C24D34 ●●● 10381
LX2030C24A34 ●●● 10377
LX2030C110A32 ●●● 16216

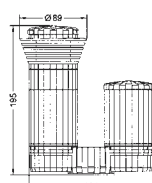


Kg. 0,33



LX2 160 C

LX2160C24A34 ●● 12926
LX2160C24A35 ●●● 14880

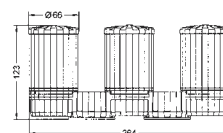


Kg. 0,50



LX2 031 C

LX2031C24D142 ●●● 16231
LX2031C24D324 ●●● 10431
LX2031C24A324 ●●● 10494



Kg. 0,55

Linea colonne luminose · Luminous towers range

Luxor LX2 C - Luce lampeggiante o fissa pilotata elettronicamente

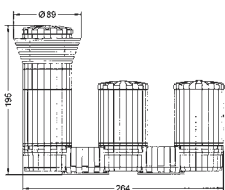
Blinking or continuous light with electronics

Linea colonne luminose . Luminous towers range



IP 40

T



LX2 161 C

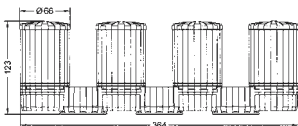
LX2161C110A324 ●●● 13012

Kg. 0,71



LX2 032 C

T



Kg. 0,76

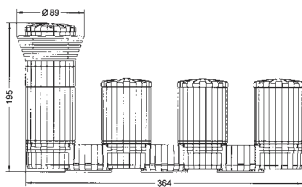
LX2032C24D2222 ●●●● 14710 LX2032C110A3214 ●●●● 10467
 LX2032C24D3214 ●●●● 10466 LX2032C110A3564 ●●○● 14872
 LX2032C24D6342 ○●●● 14895



LX2 162 C

IP 40

T



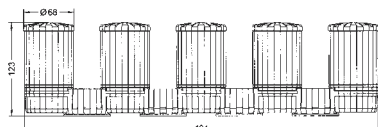
Kg. 0,93

LX2162C240A3214 ●●●● 13074



LX2 033 C

T



Kg. 0,96

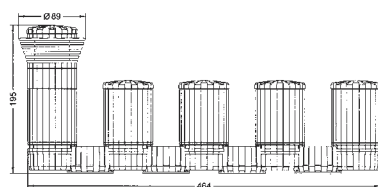
LX2033C24D13465 ●●●● 14980
 LX2033C24D26431 ○●●● 16251



LX2 163 C

IP 40

T



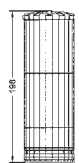
Kg. 1,13

LX2163C24D33333 ●●●● 14947



LX2 070 C

W



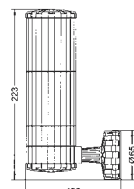
Kg. 0,32

LX2070C24D32 ●● 14306
 LX2070C24D34 ●● 11060
 LX2070C24D53 ●● 14307
 LX2070C24A13 ●● 14180
 LX2070C24A14 ●● 14986
 LX2070C24A23 ●● 14122
 LX2070C24A34 ●● 11061
 LX2070C24A35 ●● 14102
 LX2070C24A63 ○● 14740
 LX2070C110A34 ●● 11057
 LX2070C240A32 ●● 14751
 LX2070C240A34 ●● 11059



LX2 110 C

W



Kg. 0,35

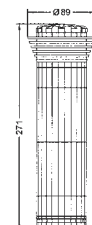
LX2110C24D53 ●● 14857
 LX2110C24A34 ●● 12129



LX2 081 C

IP 40

W



Kg. 0,41

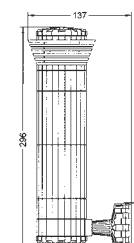
LX2081C24D32 ●● 14906 LX2081C24A23 ●● 14712
 LX2081C24D34 ●● 11630 LX2081C24A34 ●● 11631
 LX2081C24D35 ●● 14365 LX2081C24A53 ●● 14635
 LX2081C24A13 ●● 14395 LX2081C110A34 ●● 11632



LX2 121 C

IP 40

W



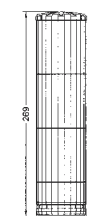
Kg. 0,56

LX2121C24D34 ●● 12645 LX2121C110A24 ●● 14952
 LX2121C24D35 ●● 14471 LX2121C110A34 ●● 12647
 LX2121C24A34 ●● 12646 LX2121C240A34 ●● 12649



LX2 071 C

W



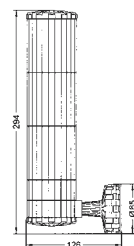
Kg. 0,39

LX2071C12D324 ●●● 11138 LX2071C24A354 ●●● 14105
 LX2071C24D324 ●●● 11147 LX2071C110A324 ●●● 11149
 LX2071C24D333 ●●● 14256 LX2071C110A453 ●●● 14153
 LX2071C24D354 ●●● 14305 LX2071C110A624 ○●● 14888
 LX2071C24A324 ●●● 11148 LX2071C240A324 ●●● 11151
 LX2071C24A326 ●●○ 14265 LX2071C240A354 ●●● 14717



LX2 111 C

W



Kg. 0,42

LX2111C24D324 ●●● 12230 LX2111C24A453 ●●● 14822
 LX2111C24D346 ●●○ 14953 LX2111C110A324 ●●● 12232
 LX2111C24D354 ●●● 14444 LX2111C110A354 ●●● 14457
 LX2111C24A324 ●●● 12231 LX2111C240A314 ●●● 16214
 LX2111C24A356 ●●○ 14793

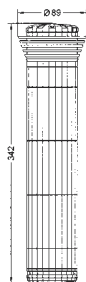
Luxor LX2 C - Luce lampeggiante o fissa pilotata elettronicamente

Blinking or continuous light with electronics



IP 40

W



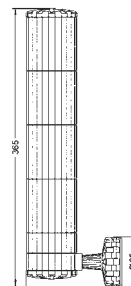
LX2 082 C

Kg. 0,46

LX2082C12D324	●●●●	11718	LX2082C24A253	●●●●	14185
LX2082C24D135	●●●●	14891	LX2082C24A324	●●●●	11721
LX2082C24D253	●●●●	14910	LX2082C24A345	●●●●	14866
LX2082C24D312	●●●●	16247	LX2082C24A354	●●●●	14626
LX2082C24D324	●●●●	11720	LX2082C24A524	●●●●	14951
LX2082C24D354	●●●●	14519	LX2082C110A324	●●●●	11722
LX2082C24D431	●●●●	14432	LX2082C240A324	●●●●	11724



W



LX2 112 C

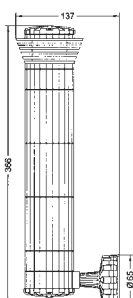
Kg. 0,49

LX2112C24D1354	●●●●	14732
LX2112C24D3264	●●●●	12290
LX2112C24A3264	●●●●	12291
LX2112C240A3264	●●●●	12294



IP 40

W



LX2 122 C

Kg. 0,63

LX2122C24A324	●●●●	12711
LX2122C24A453	●●●●	14823
LX2122C24D324	●●●●	12710
LX2122C24D354	●●●●	14520
LX2122C110A324	●●●●	12712
LX2122C240A324	●●●●	12714



IP 40

W



LX2 083 C

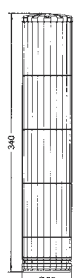
Kg. 0,51

LX2083C24D1234	●●●●	14925
LX2083C24D2513	●●●●	14909
LX2083C24D3162	●●●●	14968
LX2083C24D3264	●●●●	11770
LX2083C24A1354	●●●●	14890
LX2083C24A3264	●●●●	11771
LX2083C110A1534	●●●●	14778
LX2083C110A3264	●●●●	11772
LX2083C240A3264	●●●●	11774



LX2 072 C

W



LX2072C24D1354	●●●●	14215
LX2072C24D3241	●●●●	14752
LX2072C24D3264	●●●●	11198
LX2072C24D3654	●●●●	14235
LX2072C24A3264	●●●●	11199
LX2072C24A3566	●●●●	14486
LX2072C24A5341	●●●●	14239
LX2072C110A3264	●●●●	11194
LX2072C240A3241	●●●●	14753

Kg. 0,46



LX2 073 C

W



Kg. 0,53

LX2073C12D54321	●●●●	16217
LX2073C24D32614	●●●●	11234
LX2073C24D35614	●●●●	14943
LX2073C24A32614	●●●●	11235
LX2073C110A32614	●●●●	11242

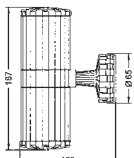
Luxor LX2 B - Luce a ballottaggio

Alternating light



LX2 060 B

T



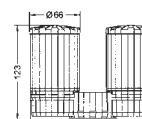
Kg. 0,28

LX2060B12DA55	●●	14796
LX2060B24DA22	●●	10946
LX2060B240A22	●●	10949



LX2 030 B

T



Kg. 0,34

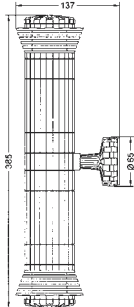
LX2030B24DA34	●●	10386
---------------	----	-------



LX2 150 B

IP 40

T



Kg. 0,60

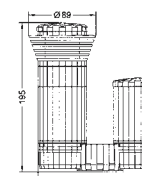
LX2150B240A22	●●	12854
---------------	----	-------



LX2 160 B

IP 40

T



Kg. 0,50

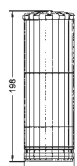
LX2160B24DA34	●●	12951
---------------	----	-------

Luxor LX2 B - Luce a ballottaggio Alternating light



LX2 070 B

LX2070B24DA34 ●● 11071
LX2070B110A34 ●● 11072
LX2070B240A34 ●● 11074



Kg. 0,24



LX2 081 B

IP 40



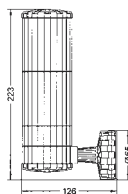
Kg. 0,33

LX2081B24DA34 ●● 11641



LX2 110 B

LX2110B24DA34 ●● 12136

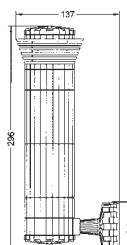


Kg. 0,28



LX2 121 B

IP 40



Kg. 0,49

LX2121B24DA34 ●● 12651

Luxor LX3 C - Luce lampeggiante o fissa pilotata elettronicamente Blinking or continuous light with electronics



LX3 010 C

LX3010C12DA1 ● 10060	LX3010C24DA3 ● 10068	LX3010C110A5 ● 10076
LX3010C12DA2 ● 10061	LX3010C24DA4 ● 10069	LX3010C110A6 ○ 10077
LX3010C12DA3 ● 10062	LX3010C24DA5 ● 10070	LX3010C240A1 ● 10084
LX3010C12DA4 ● 10063	LX3010C24DA6 ○ 10071	LX3010C240A2 ● 10085
LX3010C12DA5 ● 10064	LX3010C110A1 ● 10072	LX3010C240A3 ● 10086
LX3010C12DA6 ○ 10065	LX3010C110A2 ● 10073	LX3010C240A4 ● 10087
LX3010C24DA1 ● 10066	LX3010C110A3 ● 10074	LX3010C240A5 ● 10088
LX3010C24DA2 ● 10067	LX3010C110A4 ● 10075	LX3010C240A6 ○ 10089

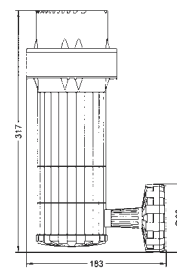


Kg. 0,26



LX3 120 C

IP 30



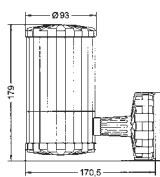
Kg. 1,30

LX3120C24A3 ● 14062
LX3120C110A3 ● 12426



LX3 040 C

LX3040C24DA3 ● 10618
LX3040C110A2 ● 10623
LX3040C240A2 ● 10635
LX3040C240A3 ● 10636
LX3040C240A5 ● 10638

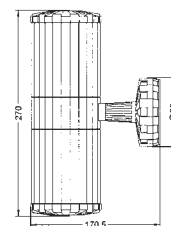


Kg. 0,38



LX3 060 C

LX3060C24DA32 ●● 14805
LX3060C24DA35 ●● 13347
LX3060C24DA43 ●● 14667
LX3060C110A22 ●● 10962
LX3060C110A31 ●● 14398

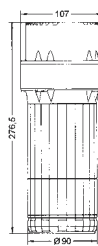


Kg. 0,62



LX3 080 C

IP 30



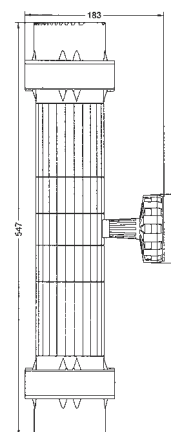
Kg. 0,95

LX3080C12A2 ● 11397	LX3080C24A1 ● 13520	LX3080C110A5 ● 11406
LX3080C12D2 ● 11391	LX3080C24A2 ● 13521	LX3080C110A6 ○ 11407
LX3080C24D2 ● 13507	LX3080C24A3 ● 13522	LX3080C240A2 ● 11415
LX3080C24D3 ● 13508	LX3080C110A2 ● 11403	
LX3080C24D5 ● 13510	LX3080C110A3 ● 11404	



LX3 150 C

IP 30



Kg. 2,60

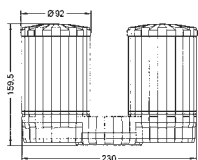
LX3150C240A22 ●● 12864

Luxor LX3 C - Luce lampeggiante o fissa pilotata elettronicamente

Blinking or continuous light with electronics



T



LX3 030 C

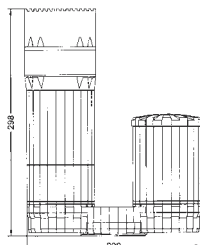
Kg. 0,70

LX3030C24D32	●●	16221	LX3030C24D35	●●	16245
LX3030C24D33	●●	16268	LX3030C24A32	●●	14746
LX3030C24D34	●●	10391	LX3030C24A34	●●	10394



IP 30

T



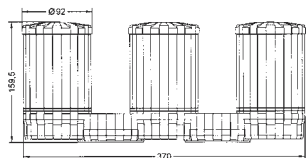
LX3 160 C

Kg. 1,27

LX3160C24D34	●●	12960
LX3160C24A34	●●	12958



T



LX3 031 C

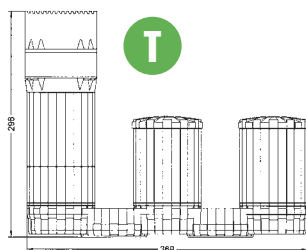
Kg. 1,44

LX3031C24D312	●●●	14568	LX3031C24A324	●●●	10496
LX3031C24D543	●●●	14814	LX3031C24A324	●●●	10439



IP 30

T



LX3 161 C

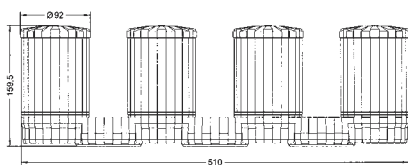
Kg. 2,01

LX3161C110A324	●●●	13022
----------------	-----	-------



LX3 032 C

T



Kg. 1,58

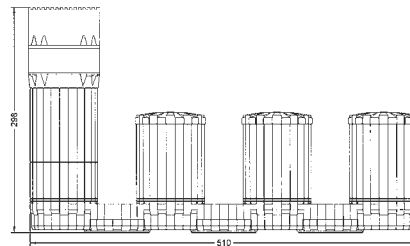
LX3032C24D3654	●●●●	14972
LX3032C24A3214	●●●●	10506
LX3032C110A5353	●●●●	14721



IP 30

LX3 162 C

T



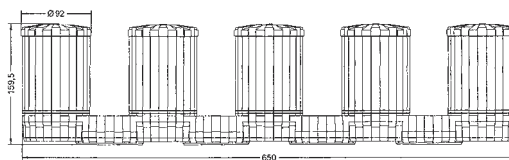
Kg. 2,15

LX3162C24A3214	●●●●	13079
----------------	------	-------



LX3 033 C

T



Kg. 2,02


LX3033C24D13465	●●●●●	14981
LX3033C24D26431	●●●●●	14744
LX3033C24D32154	●●●●●	10516



IP 30

LX3 163 C

T



Kg. 2,59

LX3163C24D32154	●●●●●	13141
LX3163C24A32154	●●●●●	13139



LX3 070 C

T



Kg. 0,50

LX3070C24D23	●●	14103
LX3070C24D34	●●	11080
LX3070C24A13	●●	16228
LX3070C24A34	●●	11081
LX3070C24A35	●●	14278
LX3070C110A34	●●	11082
LX3070C110A35	●●	14324

Linea colonne luminose . Luminous towers range

Luxor LX3 C - Luce lampeggiante o fissa pilotata elettronicamente

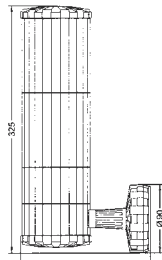
Blinking or continuous light with electronics

Linea colonne luminose . Luminous towers range



LX3 110 C

- | | | |
|---------------|-------|-------|
| LX3110C24D34 | ● ● ● | 12146 |
| LX3110C110A34 | ● ● ● | 12147 |



Kg. 0,59

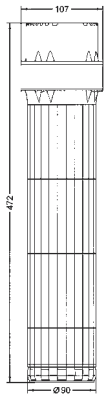


IP 30



LX3 082 C

- | | | |
|----------------|-------|-------|
| LX3082C12D354 | ● ● ● | 16264 |
| LX3082C24D324 | ● ● ● | 11730 |
| LX3082C24D354 | ● ● ● | 14672 |
| LX3082C24A235 | ● ● ● | 14674 |
| LX3082C24A324 | ● ● ● | 11731 |
| LX3082C24A345 | ● ● ● | 14438 |
| LX3082C110A324 | ● ● ● | 11732 |
| LX3082C240A364 | ● ● ● | 16203 |



Kg. 1,22



LX3 081 C

- | | | |
|--------------|-------|-------|
| LX3081C24D21 | ● ● ● | 14711 |
| LX3081C24D34 | ● ● ● | 11650 |
| LX3081C24A23 | ● ● ● | 14859 |
| LX3081C24A41 | ● ● ● | 16257 |



Kg. 1,07

IP 30

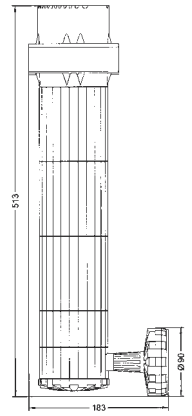


IP 30



LX3 122 C

- | | | |
|---------------|-------|-------|
| LX3122C24A351 | ● ● ● | 14797 |
|---------------|-------|-------|



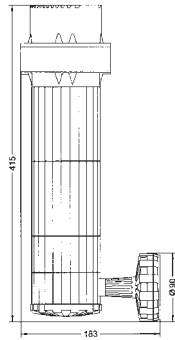
Kg. 1,35

IP 30



LX3 121 C

- | | | |
|---------------|-------|-------|
| LX3121C24D34 | ● ● ● | 14919 |
| LX3121C24D22 | ● ● ● | 12675 |
| LX3121C240A35 | ● ● ● | 16263 |

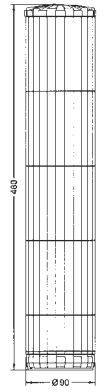


Kg. 1,16



LX3 072 C

- | | | |
|-----------------|-------|-------|
| LX3072C24D3654 | ● ● ● | 14236 |
| LX3072C24D5324 | ● ● ● | 14193 |
| LX3072C24A2243 | ● ● ● | 14279 |
| LX3072C24A3241 | ● ● ● | 14253 |
| LX3072C24A3264 | ● ● ● | 11217 |
| LX3072C110A1354 | ● ● ● | 14836 |
| LX3072C110A3264 | ● ● ● | 11202 |
| LX3072C240A1234 | ● ● ● | 14512 |
| LX3072C240A3154 | ● ● ● | 14627 |
| LX3072C240A3264 | ● ● ● | 11204 |
| LX3072C240A3434 | ● ● ● | 14883 |

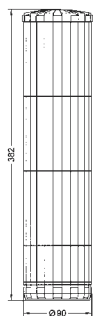


Kg. 0,81



LX3 071 C

- | | | |
|----------------|-------|-------|
| LX3071C24D263 | ● ● ● | 14293 |
| LX3071C24D324 | ● ● ● | 11157 |
| LX3071C24D325 | ● ● ● | 14272 |
| LX3071C24D354 | ● ● ● | 14149 |
| LX3071C24A324 | ● ● ● | 11158 |
| LX3071C24A435 | ● ● ● | 14552 |
| LX3071C24A436 | ● ● ● | 14959 |
| LX3071C110A213 | ● ● ● | 14155 |
| LX3071C110A245 | ● ● ● | 14723 |
| LX3071C110A324 | ● ● ● | 11154 |
| LX3071C240A324 | ● ● ● | 11156 |
| LX3071C240A354 | ● ● ● | 14262 |

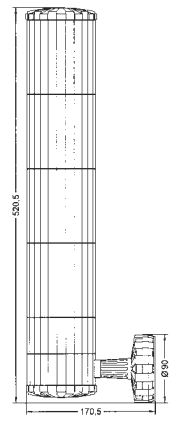


Kg. 0,65



LX3 112 C

- | | | |
|-----------------|-------|-------|
| LX3112C24D3546 | ● ● ● | 14901 |
| LX3112C110A3264 | ● ● ● | 12302 |

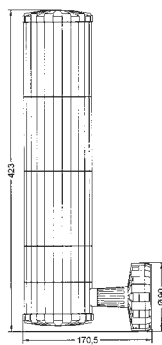


Kg. 0,94



LX3 111 C

- | | | |
|----------------|-------|-------|
| LX3111C24D324 | ● ● ● | 12240 |
| LX3111C24D364 | ● ● ● | 14941 |
| LX3111C110A324 | ● ● ● | 12237 |



Kg. 0,78

Luxor LX3 C - Luce lampeggiante o fissa pilotata elettronicamente

Blinking or continuous light with electronics

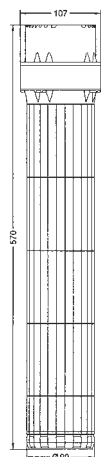


LX3 083 C

IP 30



LX3083C24D3264	● ● ● ●	11775
LX3083C24A3264	● ● ● ●	11776
LX3083C110A1543	● ● ● ●	14289
LX3083C110A3264	● ● ● ●	11777
LX3083C110A3464	● ● ● ●	14876
LX3083C240A3264	● ● ● ●	11779



Kg. 1,38



LX3 084 C

Kg. 1,53

IP 30



LX3084C24A35432	● ● ● ●	14737
LX3084C110A32614	● ● ● ●	11818




LX3 073 C



LX3073C24D32614	● ● ● ●	11236
LX3073C24A32614	● ● ● ●	11237
LX3073C110A32614	● ● ● ●	11252



Kg. 0,96



LX3 074 C

Kg. 1,13



LX3074C24A326154	● ● ● ●	11281
------------------	---------	-------



Luxor LX3 B - Luce a ballottaggio

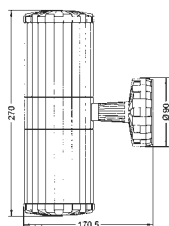
Alternating light



LX3 060 B



LX3060B24DA22	● ●	10966
LX3060B110A33	● ●	16207
LX3060B240A55	● ●	16252



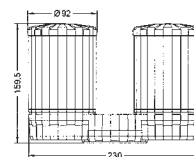
Kg. 0,62



LX3 030 B



LX3030B24DA55	● ●	14849
LX3030B240A34	● ●	10399



Kg. 0,70



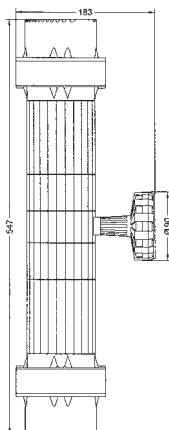
LX3 150 B

Kg. 2,60

IP 30



LX3150B24DA22	● ●	12871
---------------	-----	-------

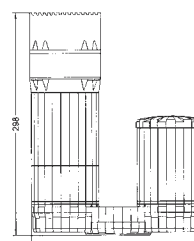


LX3 160 B

IP 30



LX3160B24DA34	● ●	12971
---------------	-----	-------



Kg. 1,27

Luxor LX3 B - Luce a ballottaggio Alternating light



LX3 070 B

LX3070B24DA23 ●● 14150
LX3070B24DA34 ●● 11086



Kg. 0,50



LX3 081 B

IP 30

LX3081B24DA34 ●● 11656

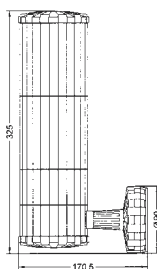


Kg. 1,07



LX3 110 B

LX3110B24DA34 ●● 12151



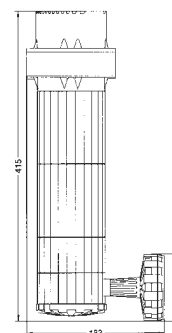
Kg. 0,59



LX3 121 B

IP 30

LX3121B24DA34 ●● 12661



Kg. 1,16

Luxor LX4 C - Luce lampeggiante o fissa pilotata elettronicamente Blinking or continuous light with electronics



LX4 010 C

LX4010C12DA1 ● 10090	LX4010C24DA3 ● 10098	LX4010C110A5 ● 10106
LX4010C12DA2 ● 10091	LX4010C24DA4 ● 10099	LX4010C110A6 ○ 10107
LX4010C12DA3 ● 10092	LX4010C24DA5 ● 10100	LX4010C240A1 ● 10114
LX4010C12DA4 ● 10093	LX4010C24DA6 ○ 10101	LX4010C240A2 ● 10115
LX4010C12DA5 ● 10094	LX4010C110A1 ● 10102	LX4010C240A3 ● 10116
LX4010C12DA6 ○ 10095	LX4010C110A2 ● 10103	LX4010C240A4 ● 10117
LX4010C24DA1 ● 10096	LX4010C110A3 ● 10104	LX4010C240A5 ● 10118
LX4010C24DA2 ● 10097	LX4010C110A4 ● 10105	LX4010C240A6 ○ 10119



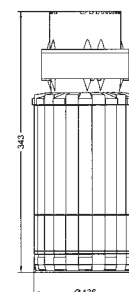
Kg. 0,54



LX4 080 C

IP 30

LX4080C24A5 ● 13544
LX4080C24D2 ● 13531
LX4080C24D5 ● 13534
LX4080C110A3 ● 11434
LX4080C240A3 ● 11446

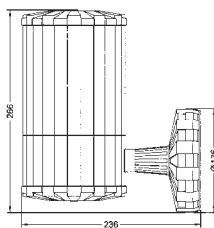


Kg. 1,50



LX4 040 C

LX4040C24DA3 ● 10648	LX4040C110A3 ● 10654	LX4040C240A3 ● 10666
LX4040C24DA5 ● 10650	LX4040C240A2 ● 10665	LX4040C240A4 ● 10667



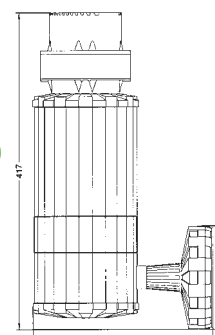
Kg. 0,86



LX4 120 C

IP 30

LX4120C24A3 ● 14092
LX4120C24D1 ● 14080
LX4120C24D3 ● 14082
LX4120C24D5 ● 14084
LX4120C110A5 ● 12458



Kg. 1,79

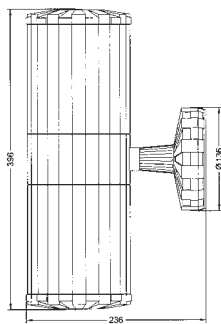
Luxor LX4 C - Luce lampeggiante o fissa pilotata elettronicamente

Blinking or continuous light with electronics



LX4 060 C

- LX4060C110A22 ●●● 10972
- LX4060C110A35 ●●● 14958
- LX4060C240A34 ●●● 14658



Kg. 1,72



LX4 081 C

IP 30



- LX4081C24A34 ●●● 11666
- LX4081C110A34 ●●● 11662



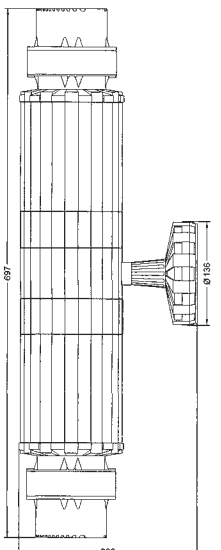
Kg. 1,76



LX4 150 C

- LX4150C24A22 ●●● 12876
- LX4150C24D34 ●●● 16272

IP 30



Kg. 3,59

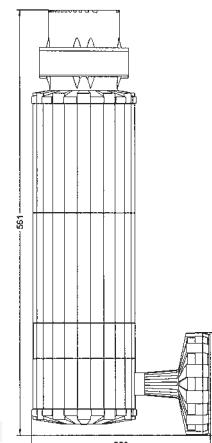


LX4 121 C

IP 30



- LX4121C24D15 ●●● 16227
- LX4121C24D34 ●●● 12677
- LX4121C24D51 ●●● 16239
- LX4121C24A34 ●●● 12678

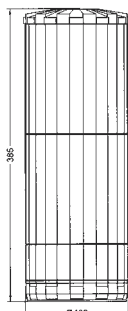


Kg. 2,08



LX4 070 C

- LX4070C24D32 ●●● 14990
- LX4070C24D34 ●●● 11100
- LX4070C24A34 ●●● 11101
- LX4070C24A35 ●●● 16226
- LX4070C110A23 ●●● 16289
- LX4070C240A34 ●●● 11094




Kg. 0,98



LX4 071 C



- LX4071C24D156 ●●○ 14851
- LX4071C24D324 ●●● 11162
- LX4071C24D354 ●●● 14168
- LX4071C24D654 ○●● 14916
- LX4071C24A324 ●●● 11163
- LX4071C24A354 ●●● 16259
- LX4071C110A324 ●●● 11164
- LX4071C110A532 ●●● 14897
- LX4071C240A324 ●●● 11166

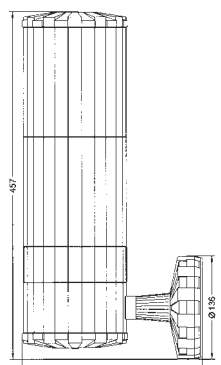


Kg. 1,30




LX4 110 C

- LX4110C110A23 ●●● 16293



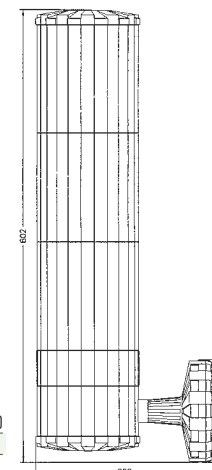
Kg. 1,34



LX4 111 C



- LX4111C24D324 ●●● 12250
- LX4111C24A321 ●●● 14821
- LX4111C24A324 ●●● 12251
- LX4111C110A324 ●●● 12252



Kg. 1,66

Linea colonne luminose . Luminous towers range

Luxor LX4 C - Luce lampeggiante o fissa pilotata elettronicamente

Blinking or continuous light with electronics

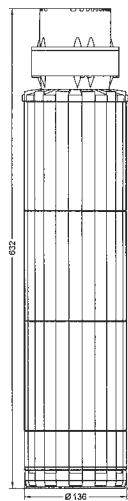
Linea colonne luminose . Luminous towers range



LX4 082 C

IP 30

T



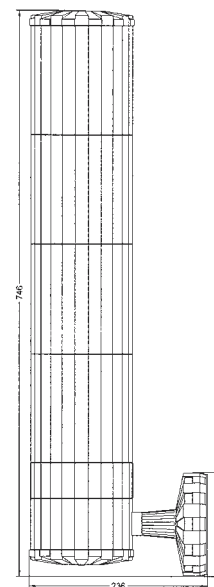
Kg. 2,08

LX4082C240A34 ●●● 11739



LX4 112 C

T



Kg. 1,98

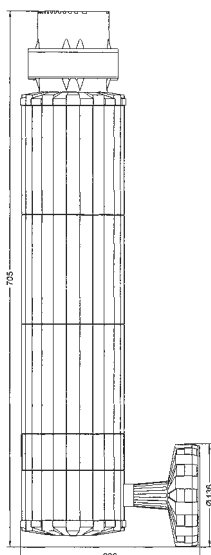
LX4112C110A3541 ●●● 14991



LX4 122 C


IP 30

T



Kg. 2,40

LX4122C24D314 ●●● 14865



LX4 083 C

IP 30

T



Kg. 2,40

LX4083C240A3264 ●●● 11784



LX4 072 C

T



Kg. 1,62

LX4072C24D4153 ●●● 16220
 LX4072C24D3241 ●●● 14511
 LX4072C24D5324 ●●● 14288
 LX4072C24A4231 ●●● 16248
 LX4072C110A3264 ●●● 11207



LX4 073 C

Kg. 1,95

T



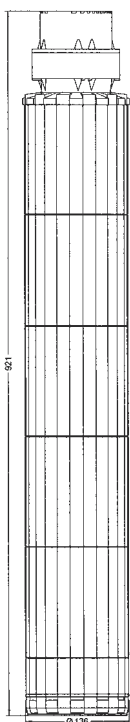
LX4073C24A12345 ●●● 14728

Luxor LX4 C - Luce lampeggiante o fissa pilotata elettronicamente

Blinking or continuous light with electronics



IP 30



LX4 084 C

LX4084C24A32614 ●●○●● 11831

Kg. 2,72



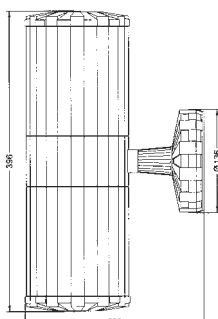
LX4 074 C

LX4074C110A326154 ●●○●● 11287

Kg. 2,27

Luxor LX4 B - Luce a ballottaggio

Alternating light



LX4 060 B

LX4060B24DA22 ●● 10981

Kg. 1,72



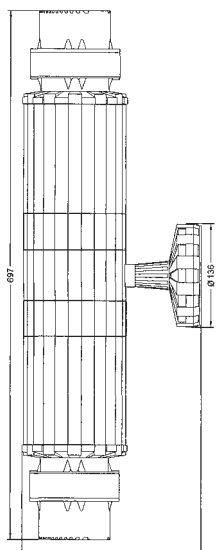
LX4 070 B

LX4070B24DA22 ●● 16274
LX4070B24DA34 ●● 11096

Kg. 0,98



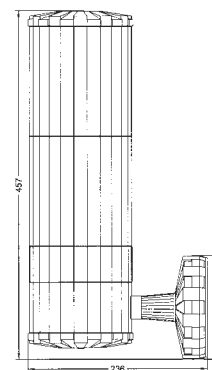
IP 30



LX4 150 B

LX4150B24DA22 ●● 12881

Kg. 3,59



LX4 110 B

LX4110B24DA22 ●● 16276
LX4110B24DA34 ●● 12171

Kg. 1,34

Linea colonne luminose . Luminous towers range

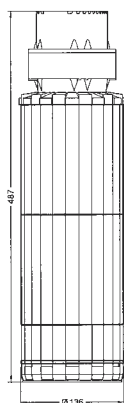
Luxor LX4 B - Luce a ballottaggio

Alternating light



LX4 081 B

IP 30




Kg. 1,76

- LX4081B24DA22 ● 16278
LX4081B24DA34 ● 11671



LX4 121 B

IP 30



Kg. 2,08

- LX4121B24DA22 ● 16280
LX4121B24DA32 ● 12671

Luxor LX2 X - LX3 X - LX4 X - Luce a flash

Xenon flashing beacon



LX2 020 X

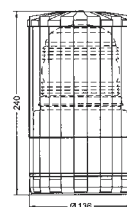


Kg. 0,19

- | | |
|------------------------|----------------------|
| LX2020X1224DA2 ● 10271 | LX2020X110A3 ● 10284 |
| LX2020X1224DA1 ● 10276 | LX2020X110A4 ● 10285 |
| LX2020X1224DA3 ● 10278 | LX2020X110A5 ● 10286 |
| LX2020X1224DA4 ● 10279 | LX2020X110A6 ○ 10287 |
| LX2020X1224DA5 ● 10280 | LX2020X240A2 ● 10295 |
| LX2020X1224DA6 ○ 10281 | LX2020X240A3 ● 10296 |
| LX2020X110A2 ● 10283 | LX2020X240A5 ● 10298 |



LX4 020 X

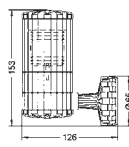


Kg. 0,84

- LX4020X1224DA2 ● 10337
LX4020X1224DA3 ● 10338
LX4020X1224DA4 ● 10339
LX4020X1224DA5 ● 10340
LX4020X110A2 ● 10343
LX4020X110A3 ● 10344
LX4020X110A5 ● 10346
LX4020X240A1 ● 10354
LX4020X240A2 ● 10355
LX4020X240A3 ● 10356



LX2 050 X

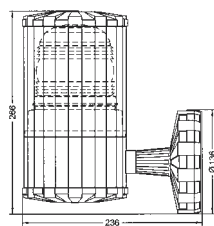


Kg. 0,26

- | | |
|------------------------|----------------------|
| LX2050X1224DA1 ● 10828 | LX2050X110A5 ● 10838 |
| LX2050X1224DA2 ● 10829 | LX2050X240A2 ● 10847 |
| LX2050X1224DA3 ● 10830 | LX2050X240A3 ● 10848 |
| LX2050X110A2 ● 10835 | |



LX4 050 X

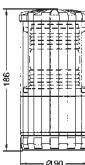


Kg. 1,25

- LX4050X1224DA1 ● 10888
LX4050X1224DA3 ● 10890
LX4050X240A2 ● 10907
LX4050X240A3 ● 10908



LX3 020 X



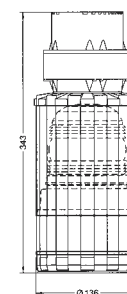
Kg. 0,36

- | | |
|------------------------|----------------------|
| LX3020X1224DA1 ● 10306 | LX3020X110A5 ● 10316 |
| LX3020X1224DA2 ● 10307 | LX3020X240A1 ● 10324 |
| LX3020X1224DA3 ● 10308 | LX3020X240A2 ● 10325 |
| LX3020X1224DA5 ● 10310 | LX3020X240A3 ● 10326 |
| LX3020X110A2 ● 10313 | LX3020X240A5 ● 10328 |
| LX3020X110A3 ● 10314 | LX3020X240A6 ○ 10329 |



LX4 021 X

IP 30

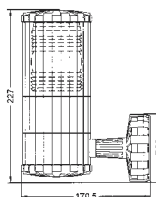


Kg. 1,38

- LX4021X1224DA3 ● 15829
LX4021X1224DA5 ● 15831
LX4021X110A3 ● 15835



LX3 050 X



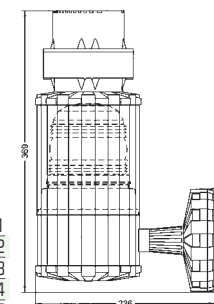
Kg. 0,44

- LX3050X1224DA3 ● 10860
LX3050X1224DA6 ○ 10863
LX3050X110A2 ● 10865
LX3050X110A3 ● 10866
LX3050X110A4 ● 10867
LX3050X240A2 ● 10877
LX3050X240A5 ● 10880



LX4 051 X

IP 30



Kg. 1,73

- LX4051X1224DA1 ● 15851
LX4051X1224DA2 ● 15852
LX4051X1224DA3 ● 15853
LX4051X1224DA4 ● 15854
LX4051X1224DA5 ● 15855
LX4051X1224DA6 ○ 15856

Linea colonne luminose . Luminous towers range

Luxor LX4 R - Luce rotante

Rotating beacon



LX4 200 R

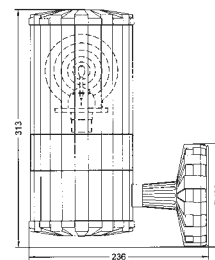


Kg. 0,82

LX4200R12D2	● 15002	LX4200R24A1	● 15031	LX4200R110A3	● 15053
LX4200R24D2	● 15022	LX4200R24A2	● 15032	LX4200R110A5	● 15055
LX4200R24D3	● 15023	LX4200R24A3	● 15033	LX4200R240A1	● 15071
LX4200R24D5	● 15025	LX4200R24A5	● 15035	LX4200R240A2	● 15072
LX4200R48A2	● 15042	LX4200R110A2	● 15052	LX4200R240A3	● 15073



LX4 211 R

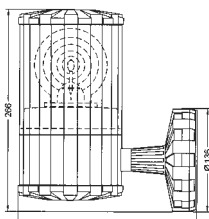


Kg. 1,39

LX4211R48D5	● 15615
LX4211R240A2	● 15702
LX4211R240A3	● 15703



LX4 210 R

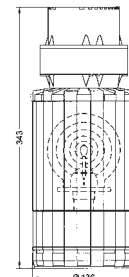


Kg. 1,20

LX4210R24D2	● 15522	LX4210R110A5	● 15555	LX4210R240A2	● 15572
LX4210R24D3	● 15523	LX4210R240A1	● 15571	LX4210R240A3	● 15573



LX4 221 R

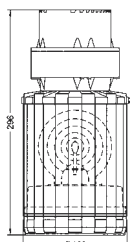


Kg. 1,91

LX4221R24A5	● 15951
LX4221R24D3	● 15943
LX4221R48A5	● 15957
LX4221R110A3	● 15961
LX4221R110A5	● 15963
LX4221R240A3	● 15973
LX4221RH24A2	● 15996



LX4 220 R

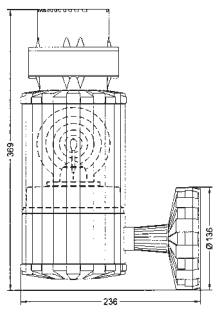


Kg. 1,61

LX4220R24A5	● 15903
LX4220R110A3	● 15913
LX4220R110A5	● 15915



LX4 230 R

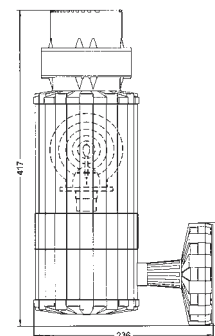


Kg. 1,92

LX4230R240A5	● 16109
--------------	---------



LX4 231 R



Kg. 2,23

LX4231R24D2	● 16124
LX4231R24D3	● 16125
LX4231RH24D3	● 16179
LX4231RH24D4	● 16180



LX4 201 R



Kg. 1,09

LX4201R12D2	● 15092	LX4201R24A3	● 15143	LX4201R110A3	● 15183
LX4201R24D2	● 15102	LX4201R24A5	● 15145	LX4201R240A2	● 15202
LX4201R24D3	● 15103	LX4201R48D2	● 15112	LX4201R240A3	● 15203
LX4201R24D5	● 15105	LX4201R110A2	● 15182		

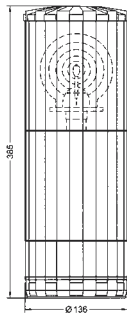
Luxor LX4 F - Luce fissa senza elettronica + luce rotante

Continuous light without electronics + rotating beacon




LX4 090 F

LX4090F24D34 ●● 11926
LX4090F24D54 ●● 16211

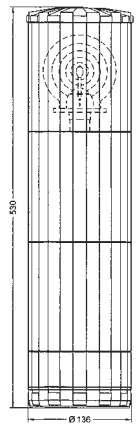


Kg. 1,28



LX4 091 F

LX4091F24A324 ●●● 11934
LX4091F24D324 ●●● 11971

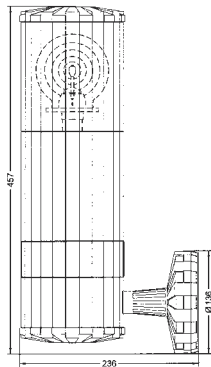


Kg. 1,60




LX4 130 F

LX4130F24A34 ●● 12796
LX4130F24D34 ●● 12801

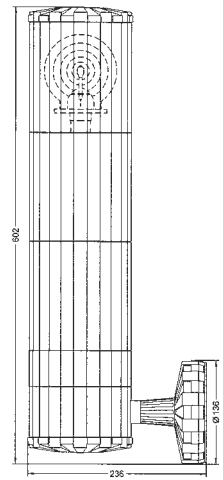


Kg. 1,60



LX4 131 F

LX4131F24A324 ●●● 12798



Kg. 1,92

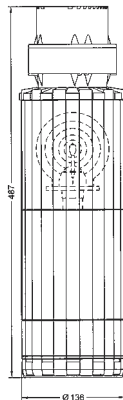


LX4 100 F


IP 30



LX4100F24D55 ●● 14423



Kg. 2,05

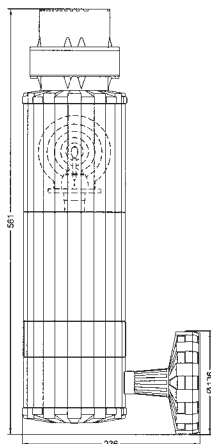


LX4 140 F


IP 30



LX4140F24A15 ●● 14800
LX4140F110A34 ●● 12815



Kg. 2,38

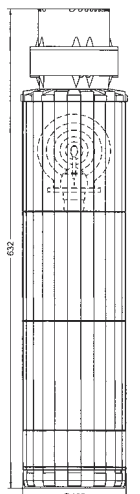


LX4 101 F

IP 30



LX4101F240A324 ●●● 12095



Kg. 2,37

Luxor LX4 F - Luce fissa senza elettronica + luce rotante

Continuous light without electronics + rotating beacon

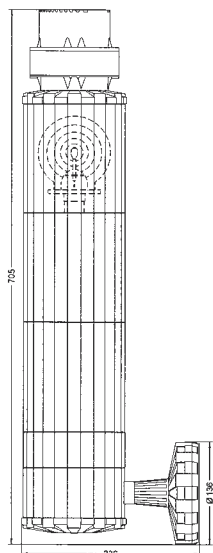


LX4 141 F

LX4141F24D541 ●●● 14955
 LX4141F110A354 ●●● 14525

IP 30

T



Kg. 2,70



LX4 093 F

LX4093F24A51616 ●●●● 14353

T



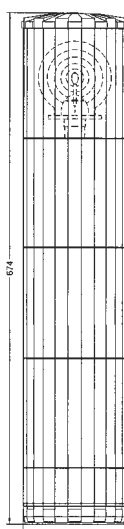
Kg. 2,24



LX4 092 F

LX4092F24A3264 ●●●● 11936
 LX4092F24D1423 ●●●● 16288

T



Kg. 1,92

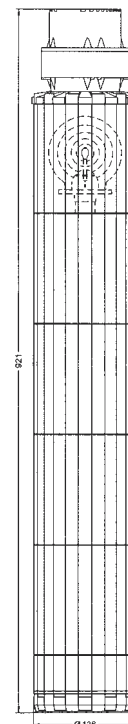


LX4 103 F

IP 30

T

LX4103F24D32614 ●●●● 12111
 LX4103F24A32614 ●●●● 12109



Kg. 3,02



LX4 102 F

LX4102F24D3264 ●●●● 12101
 LX4102F24A3264 ●●●● 12107

IP 30

T



Kg. 2,69

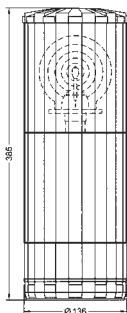
Linea colonne luminose . Luminous towers range

Luxor LX4 C - Luce lampeggiante o fissa pilotata elettronicamente + luce rotante Blinking or continuous light with electronics + rotating beacon



LX4 090 C

LX4090C24D32 ●●● 14545
LX4090C24D34 ●●● 11850



Kg. 1,31



LX4 091 C

LX4091C24A324 ●●●● 11891
LX4091C24D324 ●●●● 11890

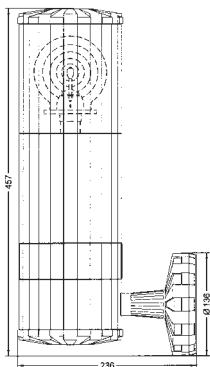


Kg. 1,63




LX4 130 C

LX4130C240A34 ●●● 12774

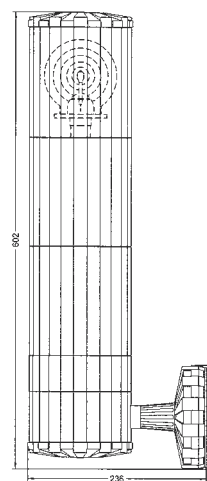


Kg. 1,63



LX4 131 C

LX4131C240A324 ●●●● 12780



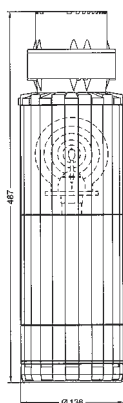
Kg. 1,95




LX4 100 C

IP 30

LX4100C24D34 ●●● 11999
LX4100C24A32 ●●● 12000



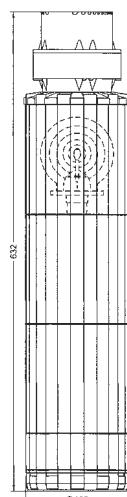
Kg. 2,08




LX4 101 C

IP 30

LX4101C12D324 ●●●● 12018
LX4101C24D364 ●●●● 14748
LX4101C24A324 ●●●● 12021



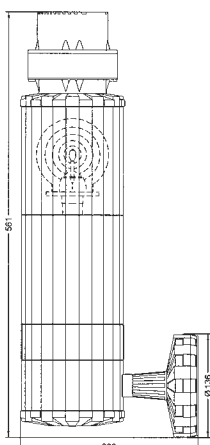
Kg. 2,86



LX4 140 C

LX4140C110A34 ●●● 12783


IP 30



Kg. 2,40

Luxor LX4 C - Luce lampeggiante o fissa pilotata elettronicamente + luce rotante

Blinking or continuous light with electronics + rotating beacon

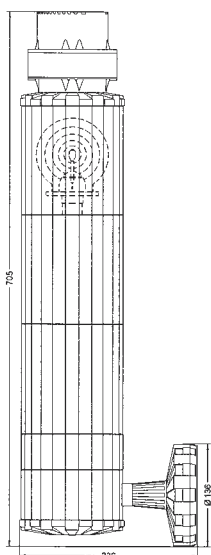


LX4 141 C

- LX4141C24A323 ●●● 14743
- LX4141C24A324 ●●● 12791
- LX4141C24A453 ●●● 15000
- LX4141C24D324 ●●● 12790
- LX4141C110A324 ●●● 12792

IP 30

T



Kg. 3,18



LX4 093 C

- LX4093C24D12432 ●●●● 14515

T



Kg. 2,25



LX4 092 C

- LX4092C24A3564 ●●● 14847

T



Kg. 1,95



LX4 102 C

- LX4102C24D3264 ●●● 12050
- LX4102C24A3264 ●●● 12051

IP 30

T



Kg. 2,72



LX4 103 C

IP 30

T

- LX4103C110A53264 ●●●● 14875



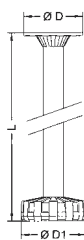
Kg. 3,05

Linea colonne luminose . Luminous towers range

Accessori Luxor

Luxor Accessories

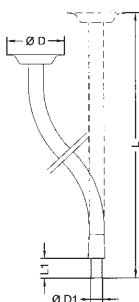
PROLUNGA RIGIDA RIGID EXTENSION



LUXOR 1	LUXOR 2	LUXOR 3	LUXOR 4
PR1 A	PR2 A	PR3 A	PR4 A
Ø D 38 mm Ø D1 50 mm L 180 mm Kg 0,10	Ø D 58 mm Ø D1 65 mm L 230 mm Kg 0,14	Ø D 81 mm Ø D1 90 mm L 235 mm Kg 0,23	
PR1 B	PR2 B	PR3 B	
Ø D 38 mm Ø D1 50 mm L 480 mm Kg 0,19	Ø D 58 mm Ø D1 65 mm L 630 mm Kg 0,33	Ø D 81 mm Ø D1 90 mm L 635 mm Kg 0,45	Ø D 127 mm Ø D1 136 mm L 450 mm Kg 0,57

PR1A	72670	PR4A	72673	PR3B	72676
PR2A	72671	PR1B	72674		
PR3A	72672	PR2B	72675		

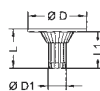
PROLUNGA FLESSIBILE FLEXIBLE EXTENSION



PF1	PF2	PF3
Ø D 38 mm Ø D1 M12x1,5 L1 20 mm L 260 mm Kg 0,19	Ø D 58 mm Ø D1 M12x1,5 L1 20 mm L 370 mm Kg 0,26	Ø D 81 mm Ø D1 M14x1,5 L1 20 mm L 470 mm Kg 0,61

PF1	72677	PF2	72678	PF3	72679
-----	-------	-----	-------	-----	-------

BASE PER TUBO BASE FOR TUBE



BT1	BT2	BT3	BT4
Ø D 38 mm Ø D1 14 mm L1 20 mm L 30 mm Kg 0,01	Ø D 58 mm Ø D1 18 mm L1 27 mm L 40 mm Kg 0,015	Ø D 81 mm Ø D1 23 mm L1 40 mm L 55 mm Kg 0,04	Ø D 127 mm Ø D1 33 mm L1 42 mm L 60 mm Kg 0,07

BT1	72680	BT3	72682	BT4	72683
BT2	72681				

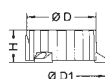
BASE MULTIPLA COMBINABILE MULTIPLE COMBINABLE BASE



BMC1	BMC2	BMC3
H1 21 mm H 32 mm R 21 mm L 70 mm Kg 0,05	H1 21 mm H 34 mm R 31 mm L 100 mm Kg 0,10	H1 21 mm H 36 mm R 43 mm L 158 mm Kg 0,16

BMC1	72684	BMC2	72685	BMC3	72686
------	-------	------	-------	------	-------

BOX PER GIUNZIONE JUNCTION BOX



BC1 - BC2
Ø D 70 mm Ø D1 90 mm H 32 mm Kg 0,035

BC1/BC2INC.	72689	BC1/BC2SEP.	72688
-------------	-------	-------------	-------

Ricambi Luxor

Luxor Spare parts

LAMPADA A FILAMENTO per: LX1 / FILAMENT BULB for: LX1



**Ba9s
4W**

LRBA9S4W12	72750
LRBA9S4W24	72751
LRBA9S4W48	72752
LRBA9S4W110	72753
LRBA9S4W240	72756

DURATA DURATION	TIPO D'IMBALLO TYPE OF PACKAGING
2.000 h. ~	SCATOLA SINGOLA SINGLE BOX

LAMPADA A FILAMENTO per: LX2 / FILAMENT BULB for: LX2



**Ba9s
10W**

LRBA9S10W12	72761
LRBA9S10W24	72762
LRBA9S10W48	72763
LRBA9S10W110	72764
LRBA9S10W240	72766

DURATA DURATION	TIPO D'IMBALLO TYPE OF PACKAGING
2.000 h. ~	SCATOLA SINGOLA SINGLE BOX

LAMPADA A FILAMENTO per: LX3 / FILAMENT BULB for: LX3



**Ba15d
T 25W**

LRBA15DT25W12	72767
LRBA15DT25W24	72768
LRBA15DT25W48	72769
LRBA15DT25W110	72770
LRBA15DT25W240	72772

DURATA DURATION	TIPO D'IMBALLO TYPE OF PACKAGING
2.000 h. ~	SCATOLA SINGOLA SINGLE BOX

LAMPADA A FILAMENTO per: LX4 200 R - LX4 220 R / FILAMENT BULB for: LX4 200 R - LX4 220 R



**Ba15d
T 40W**

LRBA15DT40W12	72780
LRBA15DT40W24	72781
LRBA15DT40W48	72782
LRBA15DT40W110	72783
LRBA15DT40W240	72785

DURATA DURATION	TIPO D'IMBALLO TYPE OF PACKAGING
2.000 h. ~	SCATOLA SINGOLA SINGLE BOX

LAMPADA A FILAMENTO per: LX4 201 R - LX4 221 R / FILAMENT BULB for: LX4 201 R - LX4 221 R



**Ba15s
45W**

LRBA15S45W12	71600
LRBA15S45W24	71601
LRBA15S45W48	71606

DURATA DURATION	TIPO D'IMBALLO TYPE OF PACKAGING
2.000 h. ~	SCATOLA SINGOLA SINGLE BOX

LAMPADA ALOGENA per: LX4 201 R - LX4 221 R / HALOGEN BULB for: LX4 201 R - LX4 221 R



H1

LRH155W12	71602
LRH170W24	71603

DURATA DURATION	TIPO D'IMBALLO TYPE OF PACKAGING
4.000 h. ~	SCATOLA SINGOLA SINGLE BOX

TUBO ALLO XENO per: LX2 - LX3 / XENON TUBE for: LX2 - LX3



LRX 2J

LRX2J	71634
-------	-------

DURATA DURATION	TIPO D'IMBALLO TYPE OF PACKAGING
4.000 h. ~	SCATOLA SINGOLA SINGLE BOX

Ricambi Luxor

Luxor Spare parts

TUBO ALLO XENO per: LX4 / XENON TUBE for: LX4



LRX 6J LRX6J1F 71639

DURATA DURATION	TIPO D'IMBALLO TYPE OF PACKAGING
4.000 h. ~	SCATOLA SINGOLA SINGLE BOX

LAMPADA A LED per: LX1 - LX2 / LED BULB for: LX1 - LX2



Ba9s
LD 103

LD103BA9S12DA2	28932	LD103EXLBA9S24DA8	27858	LD103BA9S110A6	28956
LD103BA9S12DA3	28933	LD103BA9S48DA2	28942	LD103EXLBA9S110A8	28958
LD103BA9S12DA5	28935	LD103BA9S48DA3	28943	LD103BA9S240A2	28962
LD103BA9S12DA6	28936	LD103BA9S48DA5	28945	LD103BA9S240A3	28963
LD103EXLBA9S12DA8	28938	LD103BA9S48DA6	28946	LD103BA9S240A5	28965
LD103BA9S24DA2	27852	LD103EXLBA9S48DA8	28948	LD103BA9S240A6	28966
LD103BA9S24DA3	27853	LD103BA9S110A2	28952	LD103EXLBA9S240A8	28968
LD103BA9S24DA5	27855	LD103BA9S110A3	28953		
LD103BA9S24DA6	27856	LD103BA9S110A5	28955		

DURATA DURATION	TIPO D'IMBALLO TYPE OF PACKAGING
100.000 h. ~	SCATOLA SINGOLA SINGLE BOX

LAMPADA A LED per: LX3 - LX4 / LED BULB for: LX3 - LX4



Ba15d
LD 105

LD105EXLBA15D12DA1	29571	LD105BA15D24DA3	27883	LD105BA15D48DA6	29586
LD105BA15D12DA2	29572	LD105BA15D24DA5	27885	LD105EXLBA15D48DA8	29588
LD105BA15D12DA3	29573	LD105BA15D24DA6	27886	LD105EXLBA15D110A1	29591
LD105BA15D12DA5	29575	LD105EXLBA15D24DA8	27888	LD105BA15D110A2	29592
LD105BA15D12DA6	29576	LD105EXLBA15D48DA1	29581	LD105BA15D110A3	29593
LD105EXLBA15D12DA8	29578	LD105BA15D48DA2	29582	LD105BA15D110A5	29595
LD105EXLBA15D24DA1	27881	LD105BA15D48DA3	29583	LD105BA15D110A6	29596
LD105BA15D24DA2	27882	LD105BA15D48DA5	29585	LD105EXLBA15D110A8	29598

DURATA DURATION	TIPO D'IMBALLO TYPE OF PACKAGING
100.000 h. ~	SCATOLA SINGOLA SINGLE BOX

LAMPADA A LED per: LX3 - LX4 / LED BULB for: LX3 - LX4



Ba15d
LD 205

LD205EXLBA15D12DA1	29691	LD205BA15D24DA3	27993	LD205BA15D48DA6	29706
LD205BA15D12DA2	29692	LD205BA15D24DA5	27995	LD205EXLBA15D48DA8	29708
LD205BA15D12DA3	29693	LD205BA15D24DA6	27996	LD205EXLBA15D110A1	29711
LD205BA15D12DA5	29695	LD205EXLBA15D24DA8	27998	LD205BA15D110A2	29712
LD205BA15D12DA6	29696	LD205EXLBA15D48DA1	29701	LD205BA15D110A3	29713
LD205EXLBA15D12DA8	29698	LD205BA15D48DA2	29702	LD205BA15D110A5	29715
LD205EXLBA15D24DA1	27991	LD205BA15D48DA3	29703	LD205BA15D110A6	29716
LD205BA15D24DA2	27992	LD205BA15D48DA5	29705	LD205EXLBA15D110A8	29718

DURATA DURATION	TIPO D'IMBALLO TYPE OF PACKAGING
100.000 h. ~	SCATOLA SINGOLA SINGLE BOX

DIFFUSORI PC / PC DIFFUSERS



Kg. 0,03

Diffusore / Diffuser
LX1

DP11	●	72700
DP12	●	72701
DP13	●	72702
DP14	●	72703
DP15	●	72704
DP16	○	72705



Kg. 0,05

Diffusore / Diffuser
LX2

DP21	●	72710
DP22	●	72711
DP23	●	72712
DP24	●	72713
DP25	●	72714
DP26	○	72715



Kg. 0,10

Diffusore / Diffuser
LX3

DP31	●	72720
DP32	●	72721
DP33	●	72722
DP34	●	72723
DP35	●	72724
DP36	○	72725



Kg. 0,22

Diffusore / Diffuser
LX4

DP41	●	72730
DP42	●	72731
DP43	●	72732
DP44	●	72733
DP45	●	72734
DP46	○	72735

italian
quality



Made in Italy

SIRENA S.p.A.

Industria
Leader

Linea lampade a led

Led bulbs range



Linea lampade a LED
LED bulbs range

Lampade a LED per pulsanti
LED bulbs for push buttons

244-246



LD E S LD 015 F LD 024 F



LD 034 F LD 044 F LD 063 F

Lampade a LED frontali
Frontal light LED bulbs

247-254



LD 3.5.4 C LD 4.5.4 C



LD 3.5.4 SF LD 4.5.4 SF LD 143 F LD 145 F



LD 295 F LD 495 F LD 1085 F



LD 370 F LD 510 F LD 1000 F

Lampade a LED verticali
Vertical light LED bulbs

255-263



LD 103 LD 113 LD 4.5.4 WD LD 105



LD 105 ELLISSE LD 115 LD 205 LD 305 LD 345



LD 405 LD 445 LD 545 LD 605

Lampade a LED aeroportuali
LED bulbs for airport warning signals

263-265



LD SO 545 LD SO 905 LD SO 1505



LD SO 2105 LD SA 835

Lampade a LED per SOV
LED bulbs for obstruction warning signals

266-267



LD SA 1195 LD SA 1395



LD SA 1995 LD SA 3185

Lampade a LED votive
Votive LED bulbs

268



LDV 2.5

LD =

Lampade a LED
LED bulbs
Ampoules à LED
LED-Leuchtmittel
Lámparas de LED's

N. LED	Ø LED
LDES - 1	5
LD - 01	5 F
LD - 02	4 F
LD - 03	4 F
LD - 04	4 F
LD - 06	3 F
LD - 10	3
LD - 10	5
LD - 10	5 ELLISSE x TWS
LD - 11	3
LD - 11	5
LD - 14	3 F
LD - 14	5 F
LD - 20	5
LD - 29	5 F
LD - 30	5
LD - 34	5
LD - 37	Q F (Ø 3 mm)
LD - 40	5

N. LED	Ø LED
LD - 44	5
LD - 49	5 F
LD - 51	Q F (Ø 5 mm)
LD - 54	5
LD - 60	5
LD - 100	Q F (Ø 5 mm)
LD - 108	5
LD SO - 54	5
LD SO - 90	5
LD SO - 150	5
LD SO - 210	5
LD SA - 83	5
LD SA - 119	5
LD SA - 139	5
LD SA - 199	5
LD SA - 318	5
LDV - 2.5	


N. LED	Ø LED	N. CHIP/LED
LD - 3	5	4 C
LD - 4	5	4 C
LD - 3	5	4 SF
LD - 4	5	4 SF
LD - 4	5	4 WO

Codice colore
 Colour code - Code couleur
 Farben-Code - Código color


BLU EXL blue - bleu - Blau - azul	1 ●
ARANCIO amber - orange - Orange - ámbar	2 ●
ROSSO red - rouge - Rot - rojo	3 ●
GIALLO yellow - jaune - Gelb - amarillo	5 ●
BIANCO white - blanc - Weiß - blanco	6 ○
VERDE EXL green - vert - Grün - verde	8 ●
LD 3.5.4 C - LD 4.5.4 C LD 3.5.4 SF - LD 4.5.4 SF LD 4.5.4 WO	4 ●

F= solo luce frontale
 frontal light only
 lumière frontale seulement
 nur vorderes Licht
 sólo luz frontal


Q= LED quadrato
 square LED
 LED carrée
 Viereckige LED
 LED cuadrada

 **Ba9s**


LDE S	LD - 3.5.4 SF
LD - 015 F	LD - 4.5.4 SF
LD - 024 F	LD - 103
LD - 034 F	LD - 113
LD - 044 F	LD - 145 F

 **Ba15s**


LD - 063 F	LD - 115
LD - 103	LD - 145 F
LD - 105	LD - 205
LD - 113	LD - 305

 **Ba15d**


LD - 063 F	LD - 113
LD - 3.5.4 C	LD - 115
LD - 4.5.4 C	LD - 143 F
LD - 3.5.4 SF	LD - 145 F
LD - 4.5.4 SF	LD - 205
LD - 103	LD - 295 F
LD - 4.5.4 WO	LD - 305
LD - 105	
LD - 105 ELLISSE x TWS	

 **E 10**

LDE S	LD - 4.5.4 SF
LD - 015 F	LD - 103
LD - 024 F	LD - 113
LD - 034 F	LD - 143 F
LD - 044 F	LD - 145 F
LD - 3.5.4 SF	LDV - 2.5

 **E 14**

LD - 063 F	LD - 113
LD - 3.5.4 C	LD - 115
LD - 4.5.4 C	LD - 145 F
LD - 3.5.4 SF	LD - 205
LD - 4.5.4 SF	LD - 305
LD - 103	LDV - 2.5
LD - 105	

 **E 27**

LD - 37Q F	LD - 545
LD - 51Q F	LD - 605
LD - 100Q F	LD - 1085 F
LD - 145 F	LD SO - 545
LD - 205	LD SO - 905
LD - 295 F	LD SO - 1505
LD - 305	LD SO - 2105
LD - 345	LD SA - 835
LD - 405	LD SA - 1195
LD - 445	LD SA - 1395
LD - 495 F	LD SA - 1995
	LD SA - 3185



Felice trinomio tra:

1. **BASSISSIMO CONSUMO DI ENERGIA** es. LD 015 F 0,3W
2. **DURATA ILLIMITATA** 100.000 ore
3. **DEFINIZIONE OTTICA ECCELLENTE** LED selezionati tra i prodotti di primarie aziende fornitrici e perfetto pilotaggio elettronico.

Le lampadine LED SIRENA si contraddistinguono inoltre per le seguenti caratteristiche:

- **I circuiti per pilotare le LD sono di avanzatissima tecnologia elettronica e miniaturizzati** per accoglierli nelle sedi degli attacchi delle lampade.
- Sono garantite secondo norme internazionali CE (compatibilità elettromagnetica e sicurezza elettrica).
- **Circuiti incapsulati in resina epossidica** ad alto isolamento per una totale garanzia elettrica e meccanica, in particolare alle vibrazioni secondo la norma DIN 40046.
- **Temperature di esercizio molto contenute** anche con alimentazione in alta tensione (230V servizio continuo, max 30°C).
- Importante: la cupola e/o lo schermo dell'apparecchio deve avere lo stesso colore della LD.



Excellent trinomial between:

1. **VERY LOW POWER CONSUMPTION** eg. LD 015 F 0,3W
2. **UNLIMITED LIFE** 100.000 hours
3. **EXCELLENT OPTICAL OUTPUT** LEDs selected from first class suppliers' products and perfect electronic operation.

Furthermore, SIRENA's LED bulbs are distinguished by the following characteristics:

- **The circuits operating the LD have advanced electronic technology. They are miniaturized** to be fitted into the sockets of the bulbs.
- They are guaranteed according to CE international norms (electro-magnetic compatibility and electrical safety).
- **Circuits plunged in epoxy resin** highly insulated for complete electrical and mechanical guarantee, particularly against vibrations, according to DIN norms no. 40046.
- **Low working temperatures** even at high voltages (max. 30°C at 230V continuous operation).
- Important: the dome and/or the shield of the unit must have the same colour as the LD.



Excellent trinôme entre:

1. **TRES BASSE CONSOMMATION** ex. LD 015 F 0,3W
2. **DUREE ILLIMITEE** 100.000 heures
3. **EXCELLENTE DEFINITION OPTIQUE** LED sélectionnés parmi les produits fournis par des sociétés importantes et parfait pilotage électronique.

Les ampoules à LED SIRENA se distinguent en plus pour les caractéristiques suivantes:

- **Les circuits, pour piloter les LD, sont d'une technologie électronique très avancée et miniaturisés** pour les placer dans les culots des ampoules.
- Elles sont garanties selon les normes internationales CE (compatibilité électromagnétique et sécurité électrique).
- **Circuits noyés dans une résine époxy**, à haute isolation, pour assurer une garantie électrique et mécanique, en particulier contre les vibrations (normes DIN 40046).
- **Températures de fonctionnement très basses** même avec une alimentation à haute tension (230V service continu à 30°C max).
- Important: le dôme et/ou l'écran du dispositif doit avoir la même couleur de la LD.



Vortreffliches Trinom:

1. **NIEDRIGER STROMVERBRAUCH** z. B. LD 015 F 0,3W
2. **UNBEGRENZTE LEBENSDAUER** 100.000 Stunden
3. **SEHR GUTE OPTISCHE SCHÄRFE** ausgewählte LED's unter den Produkten von wichtigen Lieferfirmen und perfekte elektronische Steuerung.

Außerdem unterscheiden sich die SIRENA LED-Leuchtmittel für folgende Eigenschaften:

- **Die miniaturisierten Schaltkreise, um diese LED-Leuchtmittel zu steuern, sind das Ergebnis einer fortschrittlichen elektronischen Technologie**, um diese in den Sockeln der Leuchtmittel einzusetzen.
- Die Leuchtmittel sind nach internationalen EG-Normen garantiert (EMV-Norm und elektrische Sicherheit).
- **Schaltkreise in epoxydischen Harz vergossen**, (hohe Isolation), um eine elektrische und mechanische Garantie, besonders gegen Vibrationen gemäß DIN-Norm 40046, zu gewährleisten.
- **Niedrige Betriebstemperaturen** auch mit Hochspannung (230V Dauerbetrieb max 30°C).
- Wichtig: die Haube und/oder die Abdeckung des Gerätes muß die selbe Farbe des LD haben.



Perfecto trinomio entre:

1. **CONSUMO BAJISIMO DE ENERGIA** ej. LD 015 F 0,3W
2. **DURACIÓN ILIMITADA** 100.000 horas
3. **EXCELENTE DEFINICIÓN ÓPTICA** LED's seleccionados entre los productos de primarias compañías abastecedoras y pilotaje electrónico perfecto.

Además, las lámparas de LED's de SIRENA presentan las peculiaridades siguientes:

- **Para pilotar las LD, se emplean circuitos de tecnología electrónica muy avanzada, miniaturizados** para acogerlos en los asientos de los zócalos de las lámparas.
- Se garantizan de conformidad con normas internacionales CE (compatibilidad electromagnética y seguridad eléctrica).
- **Circuitos encapsulados en resina epóxida** de alto aislamiento para una garantía eléctrica y mecánica global, sobre todo con respecto a las vibraciones de conformidad con normas DIN 40046.
- **Temperaturas de trabajo cuidadosamente comprobadas** también con alimentación en alta tensión (230V servicio continuo a max 30°C).
- Importante: la cúpula y/o la pantalla del aparato debe ser del mismo color de la LD.

Comparazione tecnica fra lampadine a filamento e lampadine a LED SIRENA

Caratteristica	Lampadine a filamento garanzia di 2.000 ore nelle seguenti condizioni	Lampadine LED SIRENA Garanzia 100.000 ore nelle seguenti condizioni:
Installazione	lampadina in posizione verticale	qualsiasi posizione
Temperatura	T = +20 °C	T = -30 °C ÷ +50 °C Luce emessa e consumo sono invariati nel range di temperatura indicato
Alimentazione	tensione nominale deve essere scrupolosamente rispettata	Tolleranza -10% +15% rispetto alla tensione nominale
Resistenza alle vibrazioni	in assenza di vibrazioni	Resistenza alle vibrazioni secondo DIN 40046
Accensione / spegnimento	1 sola accensione - una sequenza di accensioni/ spegnimenti riduce la vita della lampadina	Stessa durata anche se sottoposta a fasi di accensione/spegnimento
Risparmio energetico	es. a 25 ore di funzionamento una lampada a 40W 12V - 230V consuma 1kW	es. a 1110 ore di funzionamento la LD 145 12V consuma 1kW a 270 ore di funzionamento la LD 145 230 V consuma 1Kw
Manutenzione	costo per sostituzione frequente lampada bruciata	nessuna manutenzione per sostituzione lampada

Comparison between filament bulbs and SIRENA LED bulbs

Characteristics	Filament bulbs guarantee 2.000 hours under the following conditions:	SIRENA LED bulbs guarantee 100.000 hours under the following conditions:
Installation	bulb placed vertically	in any position
Temperature	T = +20 °C	T = -30 °C ÷ +50 °C Light output and power consumption remain unchanged in the temperature range indicated
Power Supply	nominal voltage must be scrupulously respected	Tolerances -10% +15% in respect of the nominal voltage
Vibration resistance	without vibrations	Vibration tests according to norms DIN 40046
ON / OFF Cycles	1 ON cycle - a series of ON / OFF cycles reduces the life of the bulb	Life unchanged even when subject to a series of ON/OFF cycles.
Energy Saving	e.g. after 25 hours working at 40W 12V - 230V filament bulb uses 1kW	e.g. after 1110 hours working the LD 145 12V uses 1kW after 270 hours working the LD 145 230V uses 1kW
Maintenance	costs for replacement of burnt bulb	No maintenance required for bulb replacement

Comparaison technique entre ampoules à filament et ampoules à LED SIRENA

Caractéristique	Ampoules à filament garantie de 2.000 heures dans les conditions suivantes:	Ampoules à LED SIRENA Garantie 100.000 heures dans les conditions suivantes:
Installation	ampoule en position verticale	toute position
Température	T = +20 °C	T = -30 °C ÷ +50 °C Lumière émise et consommation restent inchangées dans l'intervalle de température indiqué
Alimentation	la tension nominale doit être scrupuleusement respectée	Tolérance -10% +15% par rapport à la tension nominale
Résistance aux vibrations	en absence de vibrations	Résistance aux vibrations selon la norme DIN 40046
Allumage / Extinction	un seul allumage - une séquence de allumages / extinctions réduit la durée de vie de l'ampoule	Même durée même si soumises à des phases de allumage/extinction
Épargne énergétique	ex. à 25 heures de fonctionnement une ampoule à 40W 12V - 230V absorbe 1kW	ex. à 1110 heures de fonctionnement la LD 145 12V absorbe 1kW à 270 heures de fonctionnement la LD 145 230 V absorbe 1Kw
Entretien	coût pour remplacement fréquent de l'ampoule brûlée	pas d'entretien pour remplacement ampoule

Technischer Vergleich zwischen Glühlampen und SIRENA LED-Leuchtmittel

Eigenschaft	Glühlampen 2.000 std. unter folgenden Bedingungen garantiert:	SIRENA LED-Leuchtmittel 100.000 std. unter folgenden Bedingungen garantiert:
Installation	Glühlampe in senkrechter Position	beliebige Montageposition
Temperatur	T = +20 °C	T = -30 °C ÷ +50 °C Die Lichtintensität und der Stromverbrauch bleiben in diesem Temperaturbereich konstant
Spannung	die Nennspannung muß eingehalten werden	Toleranz -10% +15% der Nennspannung
Vibrationsfestigkeit	vibrationsfrei	Auch bei Vibrationen. Die Leuchtmittel wurden getestet nach der DIN 40046
Ein/Ausschaltungszyklen	1 einziges Einschalten - ein häufiges Ein- und Ausschalten reduziert die Lebensdauer des Leuchtmittels	das LED-Leuchtmittel bleibt unverändert auch bei häufigen Ein/Ausschaltungszyklen
Energiesparen	z.B. Bei 25 Betriebsstunden liegt der Verbrauch eines 40W 12V - 230V Leuchtmittels bei 1kW	z.B. Bei 1110 Betriebsstunden liegt der Verbrauch einer LD 145 12V bei 1kW Bei 270 Betriebsstunden liegt der Verbrauch einer LD 145 230V bei 1Kw
Wartung	Es entstehen Kosten durch häufigen Ersatz von defekten Leuchtmitteln	So gut wie keine Wartungskosten durch hohe Lebensdauer des Leuchtmittels

Comparación técnica entre lámparas incandescentes y lámparas de LED's SIRENA

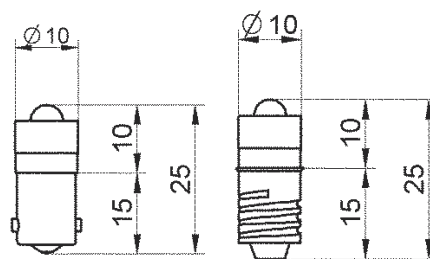
Característica	Lámparas incandescentes garantía de 2.000 horas en las siguientes condiciones:	Lámparas de LED's SIRENA garantía de 100.000 horas en las siguientes condiciones:
Instalación	Lámpara en posición vertical	cualquier posición
Temperatura	T = +20 °C	T = -30 °C ÷ +50 °C Luz emitida y consumo no cambian en el intervalo de temperatura indicado
Alimentación	el voltaje nominal debe siempre respetarse	Tolerancia -10% +15% con respecto al voltaje nominal
Resistencia a las vibraciones	en ausencia de vibraciones	Ensayo de resistencia a las vibraciones según DIN 40046
Encendido / apagado	1 solo encendido (muchos encendidos/apagados disminuyen la duración de la lámpara)	Misma duración aunque sujeta a fases de encendido/apagado
Ahorro energético	ejemplo: tras 25 horas de empleo una lámpara de 40W 12V - 230V consume 1kW	ejemplo: tras 1110 horas de empleo la LD 145 12V consume 1kW tras 270 horas de empleo la LD 145 230V consume 1Kw
Mantenimiento	Costes por muchos remplazos de la lámpara fundida	no mantenimiento necesario para remplazo de la lámpara

Lampade a LED per pulsanti

LED bulbs for push buttons



LDE S



Ba 9s
gr. 2,5

E10
gr. 2,5

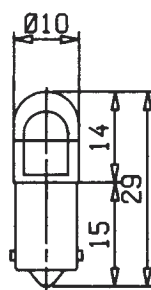
Codice Code	LD	Zoccolo Socket	Conf. 10 pz. 10 pc. box
32701	LDE S	EXL BA9S V6	1
32702	LDE S	EXL BA9S V6	2
32703	LDE S	EXL BA9S V6	3
32705	LDE S	EXL BA9S V6	5
32706	LDE S	EXL BA9S V6	6
32708	LDE S	EXL BA9S V6	8
32711	LDE S	EXL BA9S V12	1
32712	LDE S	EXL BA9S V12	2
32713	LDE S	EXL BA9S V12	3
32715	LDE S	EXL BA9S V12	5
32716	LDE S	EXL BA9S V12	6
32718	LDE S	EXL BA9S V12	8
32721	LDE S	EXL BA9S V24	1
32722	LDE S	EXL BA9S V24	2
32723	LDE S	EXL BA9S V24	3
32725	LDE S	EXL BA9S V24	5
32726	LDE S	EXL BA9S V24	6
32728	LDE S	EXL BA9S V24	8
32731	LDE S	EXL BA9S V48	1
32732	LDE S	EXL BA9S V48	2
32733	LDE S	EXL BA9S V48	3
32735	LDE S	EXL BA9S V48	5
32736	LDE S	EXL BA9S V48	6
32738	LDE S	EXL BA9S V48	8

Codice Code	LD	Zoccolo Socket	Conf. 10 pz. 10 pc. box
32741	LDE S	EXL BA9S V110	1
32742	LDE S	EXL BA9S V110	2
32743	LDE S	EXL BA9S V110	3
32745	LDE S	EXL BA9S V110	5
32746	LDE S	EXL BA9S V110	6
32748	LDE S	EXL BA9S V110	8
32751	LDE S	EXL BA9S V240	1
32752	LDE S	EXL BA9S V240	2
32753	LDE S	EXL BA9S V240	3
32755	LDE S	EXL BA9S V240	5
32756	LDE S	EXL BA9S V240	6
32758	LDE S	EXL BA9S V240	8
32761	LDE S	EXL E10 V6	1
32762	LDE S	EXL E10 V6	2
32763	LDE S	EXL E10 V6	3
32765	LDE S	EXL E10 V6	5
32766	LDE S	EXL E10 V6	6
32768	LDE S	EXL E10 V6	8
32771	LDE S	EXL E10 V12	1
32772	LDE S	EXL E10 V12	2
32773	LDE S	EXL E10 V12	3
32775	LDE S	EXL E10 V12	5
32776	LDE S	EXL E10 V12	6
32778	LDE S	EXL E10 V12	8

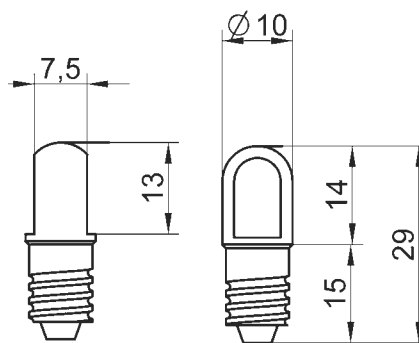
Codice Code	LD	Zoccolo Socket	Conf. 10 pz. 10 pc. box
32781	LDE S	EXL E10 V24	1
32782	LDE S	EXL E10 V24	2
32783	LDE S	EXL E10 V24	3
32785	LDE S	EXL E10 V24	5
32786	LDE S	EXL E10 V24	6
32788	LDE S	EXL E10 V24	8
32791	LDE S	EXL E10 V48	1
32792	LDE S	EXL E10 V48	2
32793	LDE S	EXL E10 V48	3
32795	LDE S	EXL E10 V48	5
32796	LDE S	EXL E10 V48	6
32798	LDE S	EXL E10 V48	8
32801	LDE S	EXL E10 V110	1
32802	LDE S	EXL E10 V110	2
32803	LDE S	EXL E10 V110	3
32805	LDE S	EXL E10 V110	5
32806	LDE S	EXL E10 V110	6
32808	LDE S	EXL E10 V110	8
32811	LDE S	EXL E10 V240	1
32812	LDE S	EXL E10 V240	2
32813	LDE S	EXL E10 V240	3
32815	LDE S	EXL E10 V240	5
32816	LDE S	EXL E10 V240	6
32818	LDE S	EXL E10 V240	8



LD 015 F



Ba 9s
gr. 2,8



E10
gr. 2,8

Codice Code	LD	Zoccolo Socket	Conf. 10 pz. 10 pc. box
28581	LD 015 F	EXL BA9S V6	1
28582	LD 015 F	EXL BA9S V6	2
28583	LD 015 F	EXL BA9S V6	3
28585	LD 015 F	EXL BA9S V6	5
28586	LD 015 F	EXL BA9S V6	6
28588	LD 015 F	EXL BA9S V6	8
28591	LD 015 F	EXL BA9S V12	1
28592	LD 015 F	EXL BA9S V12	2
28593	LD 015 F	EXL BA9S V12	3
28595	LD 015 F	EXL BA9S V12	5
28596	LD 015 F	EXL BA9S V12	6
28598	LD 015 F	EXL BA9S V12	8
28601	LD 015 F	EXL BA9S V24	1
28602	LD 015 F	EXL BA9S V24	2
28603	LD 015 F	EXL BA9S V24	3
28605	LD 015 F	EXL BA9S V24	5
28606	LD 015 F	EXL BA9S V24	6
28608	LD 015 F	EXL BA9S V24	8
28611	LD 015 F	EXL BA9S V48	1
28612	LD 015 F	EXL BA9S V48	2
28613	LD 015 F	EXL BA9S V48	3
28615	LD 015 F	EXL BA9S V48	5
28616	LD 015 F	EXL BA9S V48	6
28618	LD 015 F	EXL BA9S V48	8

Codice Code	LD	Zoccolo Socket	Conf. 10 pz. 10 pc. box
28621	LD 015 F	EXL BA9S V110	1
28622	LD 015 F	EXL BA9S V110	2
28623	LD 015 F	EXL BA9S V110	3
28625	LD 015 F	EXL BA9S V110	5
28626	LD 015 F	EXL BA9S V110	6
28628	LD 015 F	EXL BA9S V110	8
28631	LD 015 F	EXL BA9S V240	1
28632	LD 015 F	EXL BA9S V240	2
28633	LD 015 F	EXL BA9S V240	3
28635	LD 015 F	EXL BA9S V240	5
28636	LD 015 F	EXL BA9S V240	6
28638	LD 015 F	EXL BA9S V240	8
28641	LD 015 F	EXL E10 V6	1
28642	LD 015 F	EXL E10 V6	2
28643	LD 015 F	EXL E10 V6	3
28645	LD 015 F	EXL E10 V6	5
28646	LD 015 F	EXL E10 V6	6
28648	LD 015 F	EXL E10 V6	8
28651	LD 015 F	EXL E10 V12	1
28652	LD 015 F	EXL E10 V12	2
28653	LD 015 F	EXL E10 V12	3
28655	LD 015 F	EXL E10 V12	5
28656	LD 015 F	EXL E10 V12	6
28658	LD 015 F	EXL E10 V12	8

Codice Code	LD	Zoccolo Socket	Conf. 10 pz. 10 pc. box
28661	LD 015 F	EXL E10 V24	1
28662	LD 015 F	EXL E10 V24	2
28663	LD 015 F	EXL E10 V24	3
28665	LD 015 F	EXL E10 V24	5
28666	LD 015 F	EXL E10 V24	6
28668	LD 015 F	EXL E10 V24	8
28671	LD 015 F	EXL E10 V48	1
28672	LD 015 F	EXL E10 V48	2
28673	LD 015 F	EXL E10 V48	3
28675	LD 015 F	EXL E10 V48	5
28676	LD 015 F	EXL E10 V48	6
28678	LD 015 F	EXL E10 V48	8
28511	LD 015 F	EXL E10 V110	1
28512	LD 015 F	EXL E10 V110	2
28513	LD 015 F	EXL E10 V110	3
28515	LD 015 F	EXL E10 V110	5
28516	LD 015 F	EXL E10 V110	6
28518	LD 015 F	EXL E10 V110	8
28521	LD 015 F	EXL E10 V240	1
28522	LD 015 F	EXL E10 V240	2
28523	LD 015 F	EXL E10 V240	3
28525	LD 015 F	EXL E10 V240	5
28526	LD 015 F	EXL E10 V240	6
28528	LD 015 F	EXL E10 V240	8

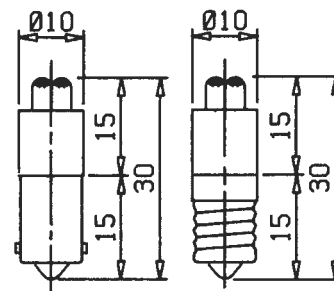
Linea lampade a Led . Led bulbs range

Lampade a LED per pulsanti

LED bulbs for push buttons



LD 024 F



Ba 9s
gr. 3,7

E10
gr. 3,7

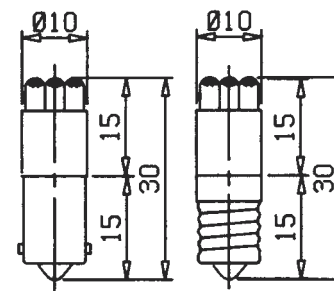
Codice Code	LD	Zoccolo Socket	
37561	LD 024 F EXL	BA9S V12	⋮⋮⋮ ⤴ ⬢ 1
37673	LD 024 F	BA9S V12	⋮⋮⋮ ⤴ ⬢ 3
37675	LD 024 F	BA9S V12	⋮⋮⋮ ⤴ ⬢ 5
37566	LD 024 F	BA9S V12	⋮⋮⋮ ⤴ ○ 6
37678	LD 024 F EXL	BA9S V12	⋮⋮⋮ ⤴ ⬢ 8
37571	LD 024 F EXL	BA9S V24	⋮⋮⋮ ⤴ ⬢ 1
37573	LD 024 F	BA9S V24	⋮⋮⋮ ⤴ ⬢ 3
37575	LD 024 F	BA9S V24	⋮⋮⋮ ⤴ ⬢ 5
37576	LD 024 F	BA9S V24	⋮⋮⋮ ⤴ ○ 6
37578	LD 024 F EXL	BA9S V24	⋮⋮⋮ ⤴ ⬢ 8
37581	LD 024 F EXL	BA9S V48	⋮⋮⋮ ⤴ ⬢ 1
37583	LD 024 F	BA9S V48	⋮⋮⋮ ⤴ ⬢ 3
37585	LD 024 F	BA9S V48	⋮⋮⋮ ⤴ ⬢ 5
37586	LD 024 F	BA9S V48	⋮⋮⋮ ⤴ ○ 6
37588	LD 024 F EXL	BA9S V48	⋮⋮⋮ ⤴ ⬢ 8
37591	LD 024 F EXL	BA9S V110	⋮⋮⋮ ⤴ ⬢ 1
37593	LD 024 F	BA9S V110	⋮⋮⋮ ⤴ ⬢ 3

Codice Code	LD	Zoccolo Socket	
37595	LD 024 F	BA9S V110	⋮⋮⋮ ⤴ ⬢ 5
37596	LD 024 F	BA9S V110	⋮⋮⋮ ⤴ ○ 6
37598	LD 024 F EXL	BA9S V110	⋮⋮⋮ ⤴ ⬢ 8
37601	LD 024 F EXL	BA9S V240	⋮⋮⋮ ⤴ ⬢ 1
37603	LD 024 F	BA9S V240	⋮⋮⋮ ⤴ ⬢ 3
37605	LD 024 F	BA9S V240	⋮⋮⋮ ⤴ ⬢ 5
37606	LD 024 F	BA9S V240	⋮⋮⋮ ⤴ ○ 6
37608	LD 024 F EXL	BA9S V240	⋮⋮⋮ ⤴ ⬢ 8
37621	LD 024 F EXL	E10 V12	⋮⋮⋮ ⤴ ⬢ 1
37623	LD 024 F	E10 V12	⋮⋮⋮ ⤴ ⬢ 3
37625	LD 024 F	E10 V12	⋮⋮⋮ ⤴ ⬢ 5
37626	LD 024 F	E10 V12	⋮⋮⋮ ⤴ ○ 6
37628	LD 024 F EXL	E10 V12	⋮⋮⋮ ⤴ ⬢ 8
37631	LD 024 F EXL	E10 V24	⋮⋮⋮ ⤴ ⬢ 1
37633	LD 024 F	E10 V24	⋮⋮⋮ ⤴ ⬢ 3
37635	LD 024 F	E10 V24	⋮⋮⋮ ⤴ ⬢ 5
37636	LD 024 F	E10 V24	⋮⋮⋮ ⤴ ○ 6

Codice Code	LD	Zoccolo Socket	
37638	LD 024 F EXL	E10 V24	⋮⋮⋮ ⤴ ⬢ 8
37641	LD 024 F EXL	E10 V48	⋮⋮⋮ ⤴ ⬢ 1
37643	LD 024 F	E10 V48	⋮⋮⋮ ⤴ ⬢ 3
37645	LD 024 F	E10 V48	⋮⋮⋮ ⤴ ⬢ 5
37646	LD 024 F	E10 V48	⋮⋮⋮ ⤴ ○ 6
37648	LD 024 F EXL	E10 V48	⋮⋮⋮ ⤴ ⬢ 8
37651	LD 024 F EXL	E10 V110	⋮⋮⋮ ⤴ ⬢ 1
37653	LD 024 F	E10 V110	⋮⋮⋮ ⤴ ⬢ 3
37655	LD 024 F	E10 V110	⋮⋮⋮ ⤴ ⬢ 5
37656	LD 024 F	E10 V110	⋮⋮⋮ ⤴ ○ 6
37658	LD 024 F EXL	E10 V110	⋮⋮⋮ ⤴ ⬢ 8
37661	LD 024 F EXL	E10 V240	⋮⋮⋮ ⤴ ⬢ 1
37663	LD 024 F	E10 V240	⋮⋮⋮ ⤴ ⬢ 3
37665	LD 024 F	E10 V240	⋮⋮⋮ ⤴ ⬢ 5
37666	LD 024 F	E10 V240	⋮⋮⋮ ⤴ ○ 6
37668	LD 024 F EXL	E10 V240	⋮⋮⋮ ⤴ ⬢ 8



LD 034 F



Ba 9s
gr. 3,7

E10
gr. 3,7

Codice Code	LD	Zoccolo Socket	
37441	LD 034 F EXL	BA9S V12	⋮⋮⋮ ⤴ ⬢ 1
37443	LD 034 F	BA9S V12	⋮⋮⋮ ⤴ ⬢ 3
37445	LD 034 F	BA9S V12	⋮⋮⋮ ⤴ ⬢ 5
37446	LD 034 F	BA9S V12	⋮⋮⋮ ⤴ ○ 6
37448	LD 034 F EXL	BA9S V12	⋮⋮⋮ ⤴ ⬢ 8
37451	LD 034 F EXL	BA9S V24	⋮⋮⋮ ⤴ ⬢ 1
37453	LD 034 F	BA9S V24	⋮⋮⋮ ⤴ ⬢ 3
37455	LD 034 F	BA9S V24	⋮⋮⋮ ⤴ ⬢ 5
37456	LD 034 F	BA9S V24	⋮⋮⋮ ⤴ ○ 6
37458	LD 034 F EXL	BA9S V24	⋮⋮⋮ ⤴ ⬢ 8
37461	LD 034 F EXL	BA9S V48	⋮⋮⋮ ⤴ ⬢ 1
37463	LD 034 F	BA9S V48	⋮⋮⋮ ⤴ ⬢ 3
37465	LD 034 F	BA9S V48	⋮⋮⋮ ⤴ ⬢ 5
37466	LD 034 F	BA9S V48	⋮⋮⋮ ⤴ ○ 6
37468	LD 034 F EXL	BA9S V48	⋮⋮⋮ ⤴ ⬢ 8
37471	LD 034 F EXL	BA9S V110	⋮⋮⋮ ⤴ ⬢ 1
37473	LD 034 F	BA9S V110	⋮⋮⋮ ⤴ ⬢ 3

Codice Code	LD	Zoccolo Socket	
37475	LD 034 F	BA9S V110	⋮⋮⋮ ⤴ ⬢ 5
37476	LD 034 F	BA9S V110	⋮⋮⋮ ⤴ ○ 6
37478	LD 034 F EXL	BA9S V110	⋮⋮⋮ ⤴ ⬢ 8
37481	LD 034 F EXL	BA9S V240	⋮⋮⋮ ⤴ ⬢ 1
37483	LD 034 F	BA9S V240	⋮⋮⋮ ⤴ ⬢ 3
37485	LD 034 F	BA9S V240	⋮⋮⋮ ⤴ ⬢ 5
37486	LD 034 F	BA9S V240	⋮⋮⋮ ⤴ ○ 6
37488	LD 034 F EXL	BA9S V240	⋮⋮⋮ ⤴ ⬢ 8
37501	LD 034 F EXL	E10 V12	⋮⋮⋮ ⤴ ⬢ 1
37503	LD 034 F	E10 V12	⋮⋮⋮ ⤴ ⬢ 3
37505	LD 034 F	E10 V12	⋮⋮⋮ ⤴ ⬢ 5
37506	LD 034 F	E10 V12	⋮⋮⋮ ⤴ ○ 6
37508	LD 034 F EXL	E10 V12	⋮⋮⋮ ⤴ ⬢ 8
37511	LD 034 F EXL	E10 V24	⋮⋮⋮ ⤴ ⬢ 1
37513	LD 034 F	E10 V24	⋮⋮⋮ ⤴ ⬢ 3
37515	LD 034 F	E10 V24	⋮⋮⋮ ⤴ ⬢ 5
37516	LD 034 F	E10 V24	⋮⋮⋮ ⤴ ○ 6

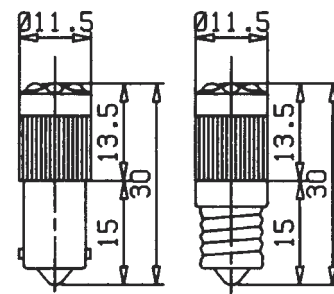
Codice Code	LD	Zoccolo Socket	
37518	LD 034 F EXL	E10 V24	⋮⋮⋮ ⤴ ⬢ 8
37521	LD 034 F EXL	E10 V48	⋮⋮⋮ ⤴ ⬢ 1
37523	LD 034 F	E10 V48	⋮⋮⋮ ⤴ ⬢ 3
37525	LD 034 F	E10 V48	⋮⋮⋮ ⤴ ⬢ 5
37526	LD 034 F	E10 V48	⋮⋮⋮ ⤴ ○ 6
37528	LD 034 F EXL	E10 V48	⋮⋮⋮ ⤴ ⬢ 8
37531	LD 034 F EXL	E10 V110	⋮⋮⋮ ⤴ ⬢ 1
37533	LD 034 F	E10 V110	⋮⋮⋮ ⤴ ⬢ 3
37535	LD 034 F	E10 V110	⋮⋮⋮ ⤴ ⬢ 5
37536	LD 034 F	E10 V110	⋮⋮⋮ ⤴ ○ 6
37538	LD 034 F EXL	E10 V110	⋮⋮⋮ ⤴ ⬢ 8
37541	LD 034 F EXL	E10 V240	⋮⋮⋮ ⤴ ⬢ 1
37543	LD 034 F	E10 V240	⋮⋮⋮ ⤴ ⬢ 3
37545	LD 034 F	E10 V240	⋮⋮⋮ ⤴ ⬢ 5
37546	LD 034 F	E10 V240	⋮⋮⋮ ⤴ ○ 6
37548	LD 034 F EXL	E10 V240	⋮⋮⋮ ⤴ ⬢ 8

Lampade a LED per pulsanti

LED bulbs for push buttons



LD 044 F



Ba 9s
gr. 3,7

E10
gr. 3,7

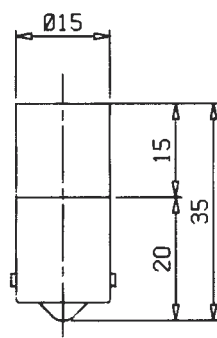
Codice Code	LD	Zoccolo Socket
29461	LD 044 F EXL BA9S V12	1
29463	LD 044 F BA9S V12	3
29465	LD 044 F BA9S V12	5
29466	LD 044 F BA9S V12	6
29468	LD 044 F EXL BA9S V12	8
29471	LD 044 F EXL BA9S V24	1
29473	LD 044 F BA9S V24	3
29475	LD 044 F BA9S V24	5
29476	LD 044 F BA9S V24	6
29478	LD 044 F EXL BA9S V24	8
29481	LD 044 F EXL BA9S V48	1
29483	LD 044 F BA9S V48	3
29485	LD 044 F BA9S V48	5
29486	LD 044 F BA9S V48	6
29488	LD 044 F EXL BA9S V48	8
29311	LD 044 F EXL BA9S V110	1
29313	LD 044 F BA9S V110	3

Codice Code	LD	Zoccolo Socket
29315	LD 044 F BA9S V110	5
29316	LD 044 F BA9S V110	6
29318	LD 044 F EXL BA9S V110	8
29321	LD 044 F EXL BA9S V240	1
29323	LD 044 F BA9S V240	3
29325	LD 044 F BA9S V240	5
29326	LD 044 F BA9S V240	6
29328	LD 044 F EXL BA9S V240	8
29401	LD 044 F EXL E10 V12	1
29403	LD 044 F E10 V12	3
29405	LD 044 F E10 V12	5
29406	LD 044 F E10 V12	6
29408	LD 044 F EXL E10 V12	8
29411	LD 044 F EXL E10 V24	1
29413	LD 044 F E10 V24	3
29415	LD 044 F E10 V24	5
29416	LD 044 F E10 V24	6

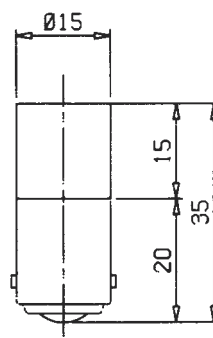
Codice Code	LD	Zoccolo Socket
29418	LD 044 F EXL E10 V24	8
29421	LD 044 F EXL E10 V48	1
29423	LD 044 F E10 V48	3
29425	LD 044 F E10 V48	5
29426	LD 044 F E10 V48	6
29428	LD 044 F EXL E10 V48	8
29431	LD 044 F EXL E10 V110	1
29433	LD 044 F E10 V110	3
29435	LD 044 F E10 V110	5
29436	LD 044 F E10 V110	6
29438	LD 044 F EXL E10 V110	8
29441	LD 044 F EXL E10 V240	1
29443	LD 044 F E10 V240	3
29445	LD 044 F E10 V240	5
29446	LD 044 F E10 V240	6
29448	LD 044 F EXL E10 V240	8



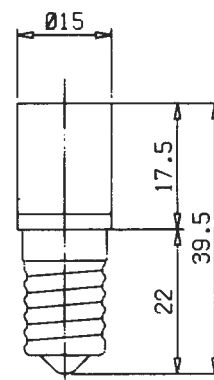
LD 063 F



Ba 15s
gr. 9,0



Ba 15d
gr. 9,0



E14
gr. 9,0

Codice Code	LD	Zoccolo Socket
34761	LD 063 F EXL BA15S V24	1
34762	LD 063 F BA15S V24	2
34763	LD 063 F BA15S V24	3
34765	LD 063 F BA15S V24	5
34766	LD 063 F BA15S V24	6
34768	LD 063 F EXL BA15S V24	8
34771	LD 063 F EXL BA15S V48	1
34772	LD 063 F BA15S V48	2
34773	LD 063 F BA15S V48	3
34775	LD 063 F BA15S V48	5
34776	LD 063 F BA15S V48	6
34778	LD 063 F EXL BA15S V48	8
34781	LD 063 F EXL BA15S V110	1
34782	LD 063 F BA15S V110	2
34783	LD 063 F BA15S V110	3
34785	LD 063 F BA15S V110	5
34786	LD 063 F BA15S V110	6
34788	LD 063 F EXL BA15S V110	8
34791	LD 063 F EXL BA15S V240	1
34792	LD 063 F BA15S V240	2
34793	LD 063 F BA15S V240	3
34795	LD 063 F BA15S V240	5
34796	LD 063 F BA15S V240	6
34798	LD 063 F EXL BA15S V240	8

Codice Code	LD	Zoccolo Socket
34811	LD 063 F EXL BA15D V24	1
34812	LD 063 F BA15D V24	2
34813	LD 063 F BA15D V24	3
34815	LD 063 F BA15D V24	5
34816	LD 063 F BA15D V24	6
34818	LD 063 F EXL BA15D V24	8
34821	LD 063 F EXL BA15D V48	1
34822	LD 063 F BA15D V48	2
34823	LD 063 F BA15D V48	3
34825	LD 063 F BA15D V48	5
34826	LD 063 F BA15D V48	6
34828	LD 063 F EXL BA15D V48	8
34831	LD 063 F EXL BA15D V110	1
34832	LD 063 F BA15D V110	2
34833	LD 063 F BA15D V110	3
34835	LD 063 F BA15D V110	5
34836	LD 063 F BA15D V110	6
34838	LD 063 F EXL BA15D V110	8
34841	LD 063 F EXL BA15D V240	1
34842	LD 063 F BA15D V240	2
34843	LD 063 F BA15D V240	3
34845	LD 063 F BA15D V240	5
34846	LD 063 F BA15D V240	6
34848	LD 063 F EXL BA15D V240	8

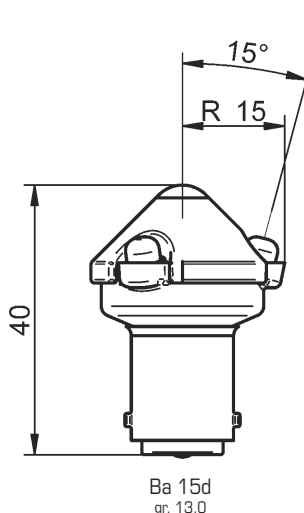
Codice Code	LD	Zoccolo Socket
34861	LD 063 F EXL E14 V24	1
34862	LD 063 F E14 V24	2
34863	LD 063 F E14 V24	3
34865	LD 063 F E14 V24	5
34866	LD 063 F E14 V24	6
34868	LD 063 F EXL E14 V24	8
34871	LD 063 F EXL E14 V48	1
34872	LD 063 F E14 V48	2
34873	LD 063 F E14 V48	3
34875	LD 063 F E14 V48	5
34876	LD 063 F E14 V48	6
34878	LD 063 F EXL E14 V48	8
34881	LD 063 F EXL E14 V110	1
34882	LD 063 F E14 V110	2
34883	LD 063 F E14 V110	3
34885	LD 063 F E14 V110	5
34886	LD 063 F E14 V110	6
34888	LD 063 F EXL E14 V110	8
34891	LD 063 F EXL E14 V240	1
34892	LD 063 F E14 V240	2
34893	LD 063 F E14 V240	3
34895	LD 063 F E14 V240	5
34896	LD 063 F E14 V240	6
34898	LD 063 F EXL E14 V240	8

Lampade a LED frontali

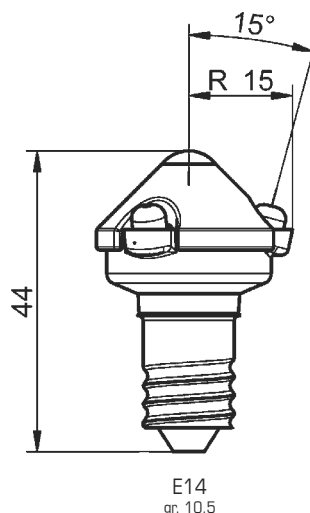
Frontal light LED bulbs



LD 3.5.4 C



Ba 15d
gr. 13,0



E14
gr. 10,5

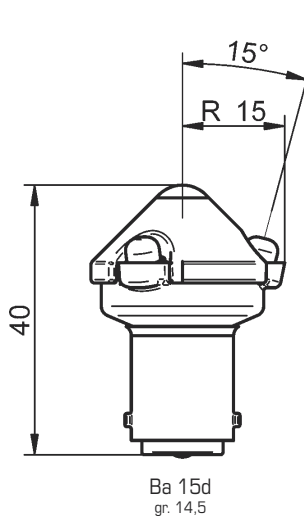
Codice Code	LD	Zoccolo Socket			
40771	LD 3.5.4 C	BA15D V12	≡≡≡	~	● 1
40772	LD 3.5.4 C	BA15D V12	≡≡≡	~	● 2
40773	LD 3.5.4 C	BA15D V12	≡≡≡	~	● 3
40774	LD 3.5.4 C	BA15D V12	≡≡≡	~	● 4
40776	LD 3.5.4 C	BA15D V12	≡≡≡	○	6
40781	LD 3.5.4 C	BA15D V24	≡≡≡	~	● 1
40782	LD 3.5.4 C	BA15D V24	≡≡≡	~	● 2
40783	LD 3.5.4 C	BA15D V24	≡≡≡	~	● 3
40784	LD 3.5.4 C	BA15D V24	≡≡≡	~	● 4
40786	LD 3.5.4 C	BA15D V24	≡≡≡	○	6
40791	LD 3.5.4 C	BA15D V110	~	~	● 1
40792	LD 3.5.4 C	BA15D V110	~	~	● 2
40793	LD 3.5.4 C	BA15D V110	~	~	● 3
40794	LD 3.5.4 C	BA15D V110	~	~	● 4

Codice Code	LD	Zoccolo Socket			
40796	LD 3.5.4 C	BA15D V110	~	○	6
40801	LD 3.5.4 C	BA15D V240	~	~	● 1
40802	LD 3.5.4 C	BA15D V240	~	~	● 2
40803	LD 3.5.4 C	BA15D V240	~	~	● 3
40804	LD 3.5.4 C	BA15D V240	~	~	● 4
40806	LD 3.5.4 C	BA15D V240	~	○	6
40811	LD 3.5.4 C	E14 V12	≡≡≡	~	● 1
40812	LD 3.5.4 C	E14 V12	≡≡≡	~	● 2
40813	LD 3.5.4 C	E14 V12	≡≡≡	~	● 3
40814	LD 3.5.4 C	E14 V12	≡≡≡	~	● 4
40816	LD 3.5.4 C	E14 V12	≡≡≡	○	6
40821	LD 3.5.4 C	E14 V24	≡≡≡	~	● 1
40822	LD 3.5.4 C	E14 V24	≡≡≡	~	● 2
40823	LD 3.5.4 C	E14 V24	≡≡≡	~	● 3

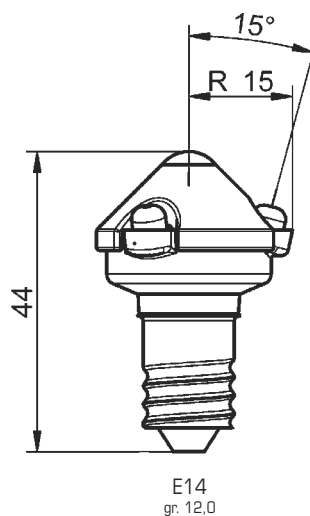
Codice Code	LD	Zoccolo Socket			
40824	LD 3.5.4 C	E14 V24	≡≡≡	~	● 4
40826	LD 3.5.4 C	E14 V24	≡≡≡	○	6
40831	LD 3.5.4 C	E14 V110	~	~	● 1
40832	LD 3.5.4 C	E14 V110	~	~	● 2
40833	LD 3.5.4 C	E14 V110	~	~	● 3
40834	LD 3.5.4 C	E14 V110	~	~	● 4
40836	LD 3.5.4 C	E14 V110	~	○	6
40841	LD 3.5.4 C	E14 V240	~	~	● 1
40842	LD 3.5.4 C	E14 V240	~	~	● 2
40843	LD 3.5.4 C	E14 V240	~	~	● 3
40844	LD 3.5.4 C	E14 V240	~	~	● 4
40846	LD 3.5.4 C	E14 V240	~	○	6



LD 4.5.4 C



Ba 15d
gr. 14,5



E14
gr. 12,0

Codice Code	LD	Zoccolo Socket			
40851	LD 4.5.4 C	BA15D V12	≡≡≡	~	● 1
40852	LD 4.5.4 C	BA15D V12	≡≡≡	~	● 2
40853	LD 4.5.4 C	BA15D V12	≡≡≡	~	● 3
40854	LD 4.5.4 C	BA15D V12	≡≡≡	~	● 4
40856	LD 4.5.4 C	BA15D V12	≡≡≡	○	6
40861	LD 4.5.4 C	BA15D V24	≡≡≡	~	● 1
40862	LD 4.5.4 C	BA15D V24	≡≡≡	~	● 2
40863	LD 4.5.4 C	BA15D V24	≡≡≡	~	● 3
40864	LD 4.5.4 C	BA15D V24	≡≡≡	~	● 4
40866	LD 4.5.4 C	BA15D V24	≡≡≡	○	6
40871	LD 4.5.4 C	BA15D V110	~	~	● 1
40872	LD 4.5.4 C	BA15D V110	~	~	● 2
40873	LD 4.5.4 C	BA15D V110	~	~	● 3
40874	LD 4.5.4 C	BA15D V110	~	~	● 4

Codice Code	LD	Zoccolo Socket			
40876	LD 4.5.4 C	BA15D V110	~	○	6
40881	LD 4.5.4 C	BA15D V240	~	~	● 1
40882	LD 4.5.4 C	BA15D V240	~	~	● 2
40883	LD 4.5.4 C	BA15D V240	~	~	● 3
40884	LD 4.5.4 C	BA15D V240	~	~	● 4
40886	LD 4.5.4 C	BA15D V240	~	○	6
40891	LD 4.5.4 C	E14 V12	≡≡≡	~	● 1
40892	LD 4.5.4 C	E14 V12	≡≡≡	~	● 2
40893	LD 4.5.4 C	E14 V12	≡≡≡	~	● 3
40894	LD 4.5.4 C	E14 V12	≡≡≡	~	● 4
40896	LD 4.5.4 C	E14 V12	≡≡≡	○	6
40901	LD 4.5.4 C	E14 V24	≡≡≡	~	● 1
40902	LD 4.5.4 C	E14 V24	≡≡≡	~	● 2
40903	LD 4.5.4 C	E14 V24	≡≡≡	~	● 3

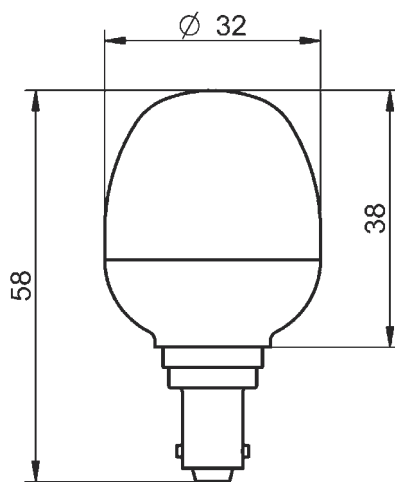
Codice Code	LD	Zoccolo Socket			
40904	LD 4.5.4 C	E14 V24	≡≡≡	~	● 4
40906	LD 4.5.4 C	E14 V24	≡≡≡	○	6
40911	LD 4.5.4 C	E14 V110	~	~	● 1
40912	LD 4.5.4 C	E14 V110	~	~	● 2
40913	LD 4.5.4 C	E14 V110	~	~	● 3
40914	LD 4.5.4 C	E14 V110	~	~	● 4
40916	LD 4.5.4 C	E14 V110	~	○	6
40921	LD 4.5.4 C	E14 V240	~	~	● 1
40922	LD 4.5.4 C	E14 V240	~	~	● 2
40923	LD 4.5.4 C	E14 V240	~	~	● 3
40924	LD 4.5.4 C	E14 V240	~	~	● 4
40926	LD 4.5.4 C	E14 V240	~	○	6

Lampade a LED frontali

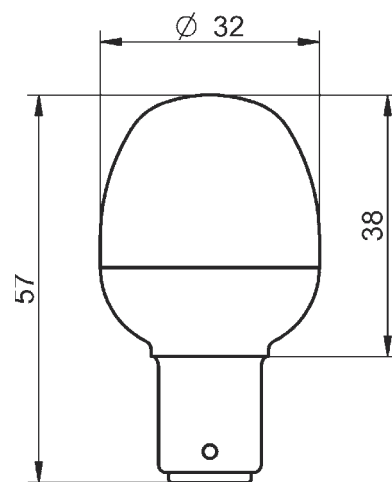
Frontal light LED bulbs



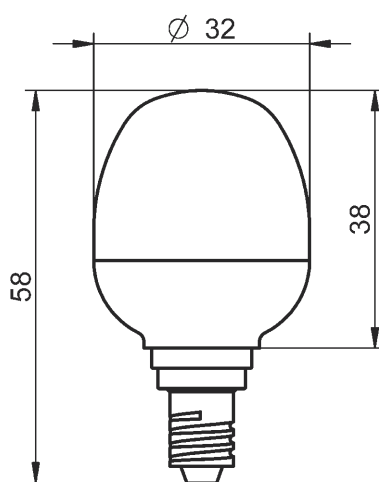
LD 3.5.4 SF



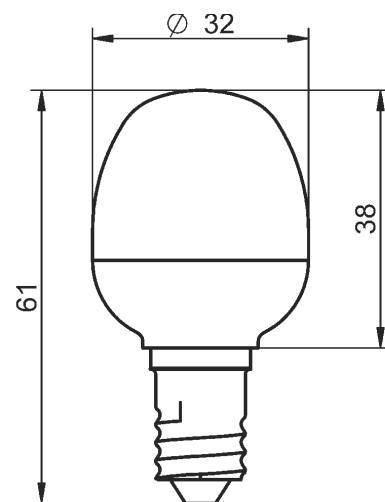
Ba 9s
gr. 19,0



Ba 15d
gr. 22,5



E10
gr. 19,0



E14
gr. 21,0

Codice Code	LD	Zoccolo Socket	V12	V24	V110	V240
41101	LD 3.5.4 SF	BA9S	V12	☐	☐	☐
41102	LD 3.5.4 SF	BA9S	V12	☐	☐	☐
41103	LD 3.5.4 SF	BA9S	V12	☐	☐	☐
41104	LD 3.5.4 SF	BA9S	V12	☐	☐	☐
41106	LD 3.5.4 SF	BA9S	V12	☐	☐	☐
41111	LD 3.5.4 SF	BA9S	V24	☐	☐	☐
41112	LD 3.5.4 SF	BA9S	V24	☐	☐	☐
41113	LD 3.5.4 SF	BA9S	V24	☐	☐	☐
41114	LD 3.5.4 SF	BA9S	V24	☐	☐	☐
41116	LD 3.5.4 SF	BA9S	V24	☐	☐	☐
41121	LD 3.5.4 SF	BA9S	V110	☐	☐	☐
41122	LD 3.5.4 SF	BA9S	V110	☐	☐	☐
41123	LD 3.5.4 SF	BA9S	V110	☐	☐	☐
41124	LD 3.5.4 SF	BA9S	V110	☐	☐	☐
41126	LD 3.5.4 SF	BA9S	V110	☐	☐	☐
41131	LD 3.5.4 SF	BA9S	V240	☐	☐	☐
41132	LD 3.5.4 SF	BA9S	V240	☐	☐	☐
41133	LD 3.5.4 SF	BA9S	V240	☐	☐	☐
41134	LD 3.5.4 SF	BA9S	V240	☐	☐	☐
41136	LD 3.5.4 SF	BA9S	V240	☐	☐	☐
40971	LD 3.5.4 SF	BA15D	V12	☐	☐	☐
40972	LD 3.5.4 SF	BA15D	V12	☐	☐	☐
40973	LD 3.5.4 SF	BA15D	V12	☐	☐	☐
40974	LD 3.5.4 SF	BA15D	V12	☐	☐	☐
40976	LD 3.5.4 SF	BA15D	V12	☐	☐	☐
40981	LD 3.5.4 SF	BA15D	V24	☐	☐	☐
40982	LD 3.5.4 SF	BA15D	V24	☐	☐	☐

Codice Code	LD	Zoccolo Socket	V12	V24	V110	V240
40983	LD 3.5.4 SF	BA15D	V24	☐	☐	☐
40984	LD 3.5.4 SF	BA15D	V24	☐	☐	☐
40986	LD 3.5.4 SF	BA15D	V24	☐	☐	☐
40991	LD 3.5.4 SF	BA15D	V110	☐	☐	☐
40992	LD 3.5.4 SF	BA15D	V110	☐	☐	☐
40993	LD 3.5.4 SF	BA15D	V110	☐	☐	☐
40994	LD 3.5.4 SF	BA15D	V110	☐	☐	☐
40996	LD 3.5.4 SF	BA15D	V110	☐	☐	☐
41011	LD 3.5.4 SF	BA15D	V240	☐	☐	☐
41012	LD 3.5.4 SF	BA15D	V240	☐	☐	☐
41013	LD 3.5.4 SF	BA15D	V240	☐	☐	☐
41014	LD 3.5.4 SF	BA15D	V240	☐	☐	☐
41016	LD 3.5.4 SF	BA15D	V240	☐	☐	☐
41061	LD 3.5.4 SF	E10	V12	☐	☐	☐
41062	LD 3.5.4 SF	E10	V12	☐	☐	☐
41063	LD 3.5.4 SF	E10	V12	☐	☐	☐
41064	LD 3.5.4 SF	E10	V12	☐	☐	☐
41066	LD 3.5.4 SF	E10	V12	☐	☐	☐
41071	LD 3.5.4 SF	E10	V24	☐	☐	☐
41072	LD 3.5.4 SF	E10	V24	☐	☐	☐
41073	LD 3.5.4 SF	E10	V24	☐	☐	☐
41074	LD 3.5.4 SF	E10	V24	☐	☐	☐
41076	LD 3.5.4 SF	E10	V24	☐	☐	☐
41081	LD 3.5.4 SF	E10	V110	☐	☐	☐
41082	LD 3.5.4 SF	E10	V110	☐	☐	☐
41083	LD 3.5.4 SF	E10	V110	☐	☐	☐
41084	LD 3.5.4 SF	E10	V110	☐	☐	☐

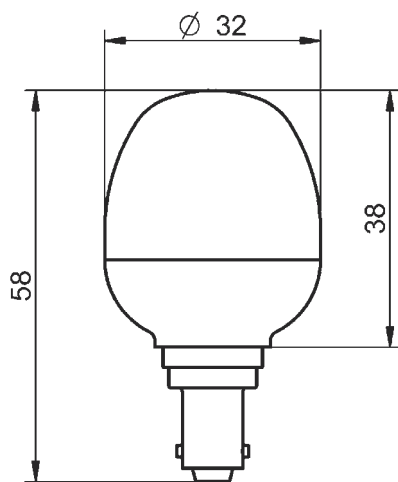
Codice Code	LD	Zoccolo Socket	V12	V24	V110	V240
41086	LD 3.5.4 SF	E10	V110	☐	☐	☐
41091	LD 3.5.4 SF	E10	V240	☐	☐	☐
41092	LD 3.5.4 SF	E10	V240	☐	☐	☐
41093	LD 3.5.4 SF	E10	V240	☐	☐	☐
41094	LD 3.5.4 SF	E10	V240	☐	☐	☐
41096	LD 3.5.4 SF	E10	V240	☐	☐	☐
41021	LD 3.5.4 SF	E14	V12	☐	☐	☐
41022	LD 3.5.4 SF	E14	V12	☐	☐	☐
41023	LD 3.5.4 SF	E14	V12	☐	☐	☐
41024	LD 3.5.4 SF	E14	V12	☐	☐	☐
41026	LD 3.5.4 SF	E14	V12	☐	☐	☐
41031	LD 3.5.4 SF	E14	V24	☐	☐	☐
41032	LD 3.5.4 SF	E14	V24	☐	☐	☐
41033	LD 3.5.4 SF	E14	V24	☐	☐	☐
41034	LD 3.5.4 SF	E14	V24	☐	☐	☐
41036	LD 3.5.4 SF	E14	V24	☐	☐	☐
41041	LD 3.5.4 SF	E14	V110	☐	☐	☐
41042	LD 3.5.4 SF	E14	V110	☐	☐	☐
41043	LD 3.5.4 SF	E14	V110	☐	☐	☐
41044	LD 3.5.4 SF	E14	V110	☐	☐	☐
41046	LD 3.5.4 SF	E14	V110	☐	☐	☐
41051	LD 3.5.4 SF	E14	V240	☐	☐	☐
41052	LD 3.5.4 SF	E14	V240	☐	☐	☐
41053	LD 3.5.4 SF	E14	V240	☐	☐	☐
41054	LD 3.5.4 SF	E14	V240	☐	☐	☐
41056	LD 3.5.4 SF	E14	V240	☐	☐	☐

Lampade a LED frontali

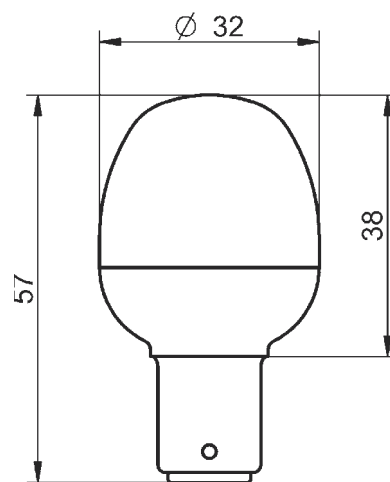
Frontal light LED bulbs



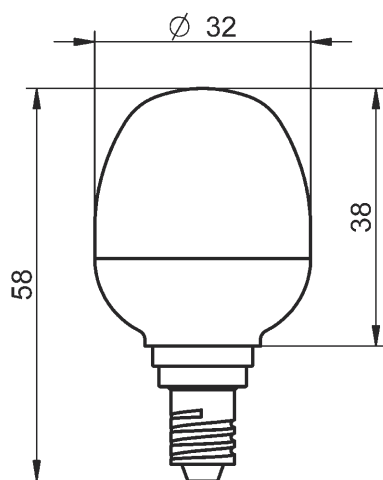
LD 4.5.4 SF



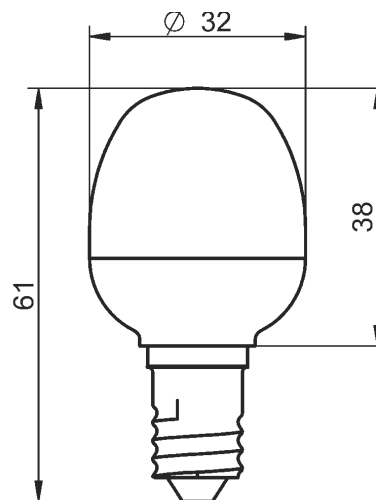
Ba 9s
gr. 20,5



Ba 15d
gr. 24,0



E10
gr. 20,5



E14
gr. 22,5

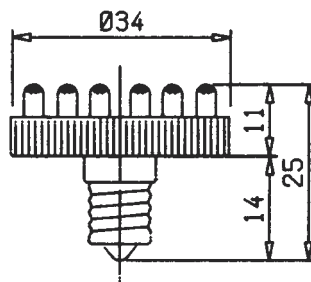
Codice Code	LD	Zoccolo Socket	V12	V24	V110	V240	Color
41721	LD 4.5.4 SF	BA9S	V12	~	~	~	1
41722	LD 4.5.4 SF	BA9S	V12	~	~	~	2
41723	LD 4.5.4 SF	BA9S	V12	~	~	~	3
41724	LD 4.5.4 SF	BA9S	V12	~	~	~	4
41726	LD 4.5.4 SF	BA9S	V12	~	~	~	6
41731	LD 4.5.4 SF	BA9S	V24	~	~	~	1
41732	LD 4.5.4 SF	BA9S	V24	~	~	~	2
41733	LD 4.5.4 SF	BA9S	V24	~	~	~	3
41734	LD 4.5.4 SF	BA9S	V24	~	~	~	4
41736	LD 4.5.4 SF	BA9S	V24	~	~	~	6
41741	LD 4.5.4 SF	BA9S	V110	~	~	~	1
41742	LD 4.5.4 SF	BA9S	V110	~	~	~	2
41743	LD 4.5.4 SF	BA9S	V110	~	~	~	3
41744	LD 4.5.4 SF	BA9S	V110	~	~	~	4
41746	LD 4.5.4 SF	BA9S	V110	~	~	~	6
41751	LD 4.5.4 SF	BA9S	V240	~	~	~	1
41752	LD 4.5.4 SF	BA9S	V240	~	~	~	2
41753	LD 4.5.4 SF	BA9S	V240	~	~	~	3
41754	LD 4.5.4 SF	BA9S	V240	~	~	~	4
41756	LD 4.5.4 SF	BA9S	V240	~	~	~	6
41601	LD 4.5.4 SF	BA15D	V12	~	~	~	1
41602	LD 4.5.4 SF	BA15D	V12	~	~	~	2
41603	LD 4.5.4 SF	BA15D	V12	~	~	~	3
41604	LD 4.5.4 SF	BA15D	V12	~	~	~	4
41606	LD 4.5.4 SF	BA15D	V12	~	~	~	6
41611	LD 4.5.4 SF	BA15D	V24	~	~	~	1
41612	LD 4.5.4 SF	BA15D	V24	~	~	~	2
41613	LD 4.5.4 SF	BA15D	V24	~	~	~	3
41614	LD 4.5.4 SF	BA15D	V24	~	~	~	4
41616	LD 4.5.4 SF	BA15D	V24	~	~	~	6
41621	LD 4.5.4 SF	BA15D	V110	~	~	~	1
41622	LD 4.5.4 SF	BA15D	V110	~	~	~	2
41623	LD 4.5.4 SF	BA15D	V110	~	~	~	3
41624	LD 4.5.4 SF	BA15D	V110	~	~	~	4
41626	LD 4.5.4 SF	BA15D	V110	~	~	~	6
41631	LD 4.5.4 SF	BA15D	V240	~	~	~	1
41632	LD 4.5.4 SF	BA15D	V240	~	~	~	2
41633	LD 4.5.4 SF	BA15D	V240	~	~	~	3
41634	LD 4.5.4 SF	BA15D	V240	~	~	~	4
41636	LD 4.5.4 SF	BA15D	V240	~	~	~	6
41681	LD 4.5.4 SF	E10	V12	~	~	~	1
41682	LD 4.5.4 SF	E10	V12	~	~	~	2
41683	LD 4.5.4 SF	E10	V12	~	~	~	3
41684	LD 4.5.4 SF	E10	V12	~	~	~	4
41686	LD 4.5.4 SF	E10	V12	~	~	~	6
41691	LD 4.5.4 SF	E10	V24	~	~	~	1
41692	LD 4.5.4 SF	E10	V24	~	~	~	2
41693	LD 4.5.4 SF	E10	V24	~	~	~	3
41694	LD 4.5.4 SF	E10	V24	~	~	~	4
41696	LD 4.5.4 SF	E10	V24	~	~	~	6
41701	LD 4.5.4 SF	E10	V110	~	~	~	1
41702	LD 4.5.4 SF	E10	V110	~	~	~	2
41703	LD 4.5.4 SF	E10	V110	~	~	~	3
41704	LD 4.5.4 SF	E10	V110	~	~	~	4
41706	LD 4.5.4 SF	E10	V110	~	~	~	6
41711	LD 4.5.4 SF	E10	V240	~	~	~	1
41712	LD 4.5.4 SF	E10	V240	~	~	~	2
41713	LD 4.5.4 SF	E10	V240	~	~	~	3
41714	LD 4.5.4 SF	E10	V240	~	~	~	4
41716	LD 4.5.4 SF	E10	V240	~	~	~	6
41641	LD 4.5.4 SF	E14	V12	~	~	~	1
41642	LD 4.5.4 SF	E14	V12	~	~	~	2
41643	LD 4.5.4 SF	E14	V12	~	~	~	3
41644	LD 4.5.4 SF	E14	V12	~	~	~	4
41646	LD 4.5.4 SF	E14	V12	~	~	~	6
41651	LD 4.5.4 SF	E14	V24	~	~	~	1
41652	LD 4.5.4 SF	E14	V24	~	~	~	2
41653	LD 4.5.4 SF	E14	V24	~	~	~	3
41654	LD 4.5.4 SF	E14	V24	~	~	~	4
41656	LD 4.5.4 SF	E14	V24	~	~	~	6
41661	LD 4.5.4 SF	E14	V110	~	~	~	1
41662	LD 4.5.4 SF	E14	V110	~	~	~	2
41663	LD 4.5.4 SF	E14	V110	~	~	~	3
41664	LD 4.5.4 SF	E14	V110	~	~	~	4
41666	LD 4.5.4 SF	E14	V110	~	~	~	6
41671	LD 4.5.4 SF	E14	V240	~	~	~	1
41672	LD 4.5.4 SF	E14	V240	~	~	~	2
41673	LD 4.5.4 SF	E14	V240	~	~	~	3
41674	LD 4.5.4 SF	E14	V240	~	~	~	4
41676	LD 4.5.4 SF	E14	V240	~	~	~	6

Lampade a LED frontali

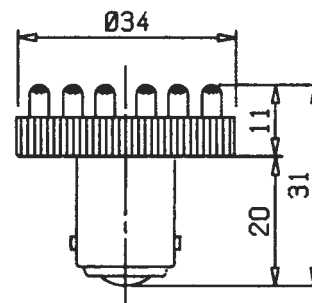
Frontal light LED bulbs



LD 143 F

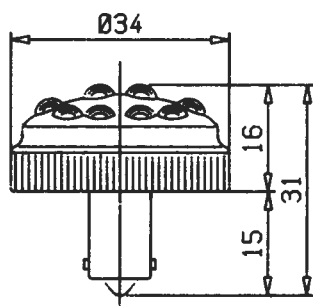


E10
gr. 19,0

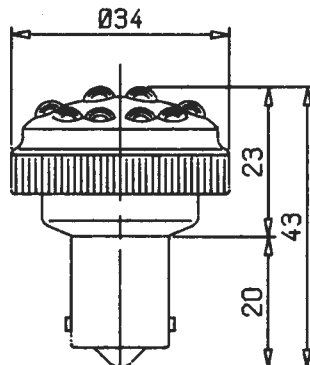


Ba 15d
gr. 19,0

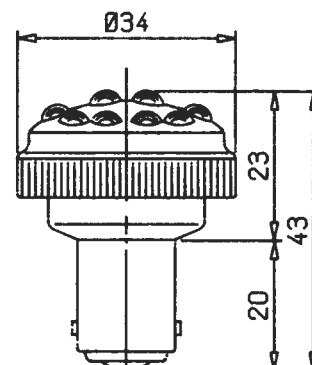
Codice Code	LD	Zoccolo Socket	Codice Code	LD	Zoccolo Socket	Codice Code	LD	Zoccolo Socket
37261	LD 143 F EXL	BA15D V12	37293	LD 143 F	BA15D V110	29916	LD 143 F	E10 V24
37262	LD 143 F	BA15D V12	37295	LD 143 F	BA15D V110	29918	LD 143 F EXL	E10 V24
37263	LD 143 F	BA15D V12	37296	LD 143 F	BA15D V110	29921	LD 143 F EXL	E10 V48
37265	LD 143 F	BA15D V12	37298	LD 143 F EXL	BA15D V110	29922	LD 143 F	E10 V48
37266	LD 143 F	BA15D V12	37301	LD 143 F EXL	BA15D V240	29923	LD 143 F	E10 V48
37268	LD 143 F EXL	BA15D V12	37302	LD 143 F	BA15D V240	29925	LD 143 F EXL	E10 V48
37271	LD 143 F EXL	BA15D V24	37303	LD 143 F	BA15D V240	29926	LD 143 F	E10 V48
37272	LD 143 F	BA15D V24	37305	LD 143 F	BA15D V240	29928	LD 143 F EXL	E10 V48
37273	LD 143 F	BA15D V24	37306	LD 143 F	BA15D V240	29931	LD 143 F EXL	E10 V110
37275	LD 143 F	BA15D V24	37308	LD 143 F EXL	BA15D V240	29932	LD 143 F	E10 V110
37276	LD 143 F	BA15D V24	29901	LD 143 F EXL	E10 V12	29933	LD 143 F	E10 V110
37278	LD 143 F EXL	BA15D V24	29902	LD 143 F	E10 V12	29935	LD 143 F EXL	E10 V110
37281	LD 143 F EXL	BA15D V48	29903	LD 143 F	E10 V12	29936	LD 143 F	E10 V110
37282	LD 143 F	BA15D V48	29905	LD 143 F	E10 V12	29938	LD 143 F EXL	E10 V110
37283	LD 143 F	BA15D V48	29906	LD 143 F	E10 V12	29941	LD 143 F EXL	E10 V240
37285	LD 143 F	BA15D V48	29908	LD 143 F EXL	E10 V12	29942	LD 143 F	E10 V240
37286	LD 143 F	BA15D V48	29911	LD 143 F EXL	E10 V24	29943	LD 143 F	E10 V240
37288	LD 143 F EXL	BA15D V48	29912	LD 143 F	E10 V24	29945	LD 143 F EXL	E10 V240
37291	LD 143 F EXL	BA15D V110	29913	LD 143 F	E10 V24	29946	LD 143 F	E10 V240
37292	LD 143 F	BA15D V110	29915	LD 143 F	E10 V24	29948	LD 143 F EXL	E10 V240



Ba 9s
gr. 13,7



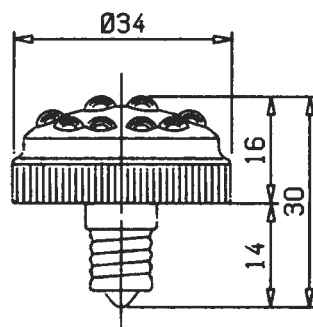
Ba 15s
gr. 19,2



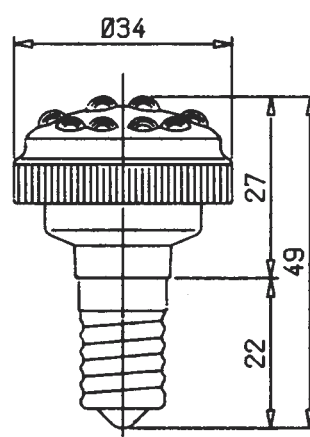
Ba 15d
gr. 19,2



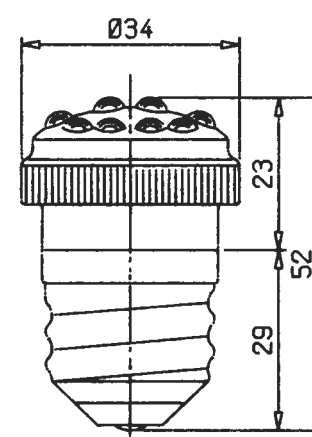
LD 145 F



E10
gr. 13,7



E14
gr. 19,2



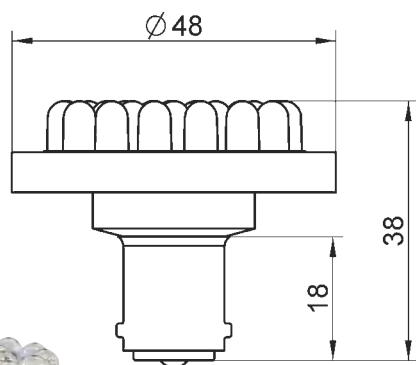
E27
gr. 40,3

Lampade a LED frontali

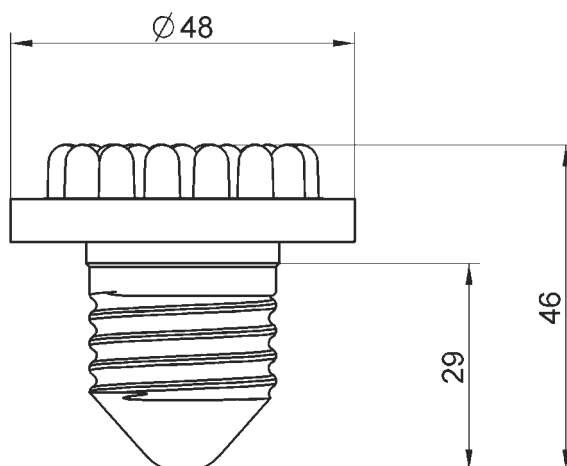
Frontal light LED bulbs



LD 295 F



Ba 15d
gr. 33,6



E27
gr. 42,0

Codice Code	LD	Zoccolo Socket
34461	LD 295 F EXL	BA15D V24
34462	LD 295 F EXL	BA15D V24
34463	LD 295 F EXL	BA15D V24
34465	LD 295 F EXL	BA15D V24
34466	LD 295 F EXL	BA15D V24
34468	LD 295 F EXL	BA15D V24
34471	LD 295 F EXL	BA15D V48
34472	LD 295 F EXL	BA15D V48
34473	LD 295 F EXL	BA15D V48
34475	LD 295 F EXL	BA15D V48
34476	LD 295 F EXL	BA15D V48
34478	LD 295 F EXL	BA15D V48
34481	LD 295 F EXL	BA15D V110
34482	LD 295 F EXL	BA15D V110
34483	LD 295 F EXL	BA15D V110

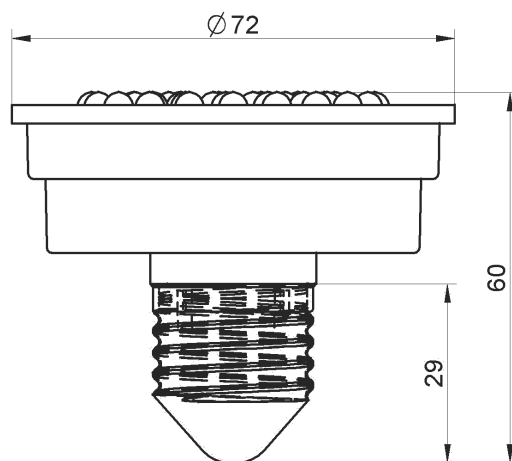
Codice Code	LD	Zoccolo Socket
34485	LD 295 F EXL	BA15D V110
34486	LD 295 F EXL	BA15D V110
34488	LD 295 F EXL	BA15D V110
34491	LD 295 F EXL	BA15D V240
34492	LD 295 F EXL	BA15D V240
34493	LD 295 F EXL	BA15D V240
34495	LD 295 F EXL	BA15D V240
34496	LD 295 F EXL	BA15D V240
34498	LD 295 F EXL	BA15D V240
35261	LD 295 F EXL	E27 V24
35263	LD 295 F EXL	E27 V24
35265	LD 295 F EXL	E27 V24
35266	LD 295 F EXL	E27 V24
35268	LD 295 F EXL	E27 V24
35271	LD 295 F EXL	E27 V48

Codice Code	LD	Zoccolo Socket
35273	LD 295 F EXL	E27 V48
35275	LD 295 F EXL	E27 V48
35276	LD 295 F EXL	E27 V48
35278	LD 295 F EXL	E27 V48
35281	LD 295 F EXL	E27 V110
35283	LD 295 F EXL	E27 V110
35285	LD 295 F EXL	E27 V110
35286	LD 295 F EXL	E27 V110
35288	LD 295 F EXL	E27 V110
35291	LD 295 F EXL	E27 V240
35293	LD 295 F EXL	E27 V240
35295	LD 295 F EXL	E27 V240
35296	LD 295 F EXL	E27 V240
35298	LD 295 F EXL	E27 V240

Linea lampade a Led . Led bulbs range



LD 495 F



E27
gr. 83,0

Codice Code	LD	Zoccolo Socket
35601	LD 495 FEFL	E27 V12
35602	LD 495 FEFL	E27 V12
35603	LD 495 FEFL	E27 V12
35605	LD 495 FEFL	E27 V12
35606	LD 495 FEFL	E27 V12
35608	LD 495 FEFL	E27 V12

Codice Code	LD	Zoccolo Socket
35611	LD 495 FEFL	E27 V24
35612	LD 495 FEFL	E27 V24
35613	LD 495 FEFL	E27 V24
35615	LD 495 FEFL	E27 V24
35616	LD 495 FEFL	E27 V24
35618	LD 495 FEFL	E27 V24

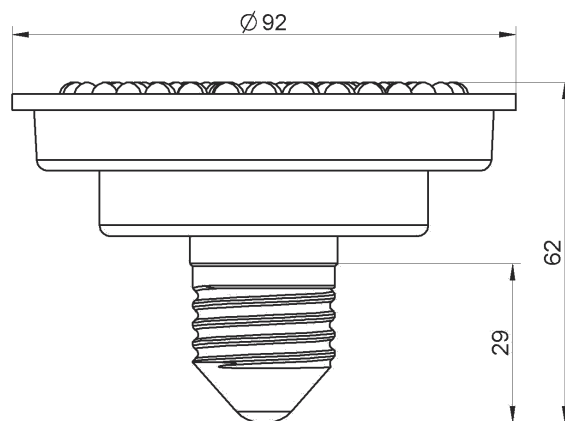
Codice Code	LD	Zoccolo Socket
35641	LD 495 FEFL	E27 V240
35642	LD 495 FEFL	E27 V240
35643	LD 495 FEFL	E27 V240
35645	LD 495 FEFL	E27 V240
35646	LD 495 FEFL	E27 V240
35648	LD 495 FEFL	E27 V240

Lampade a LED frontali

Frontal light LED bulbs



LD 1085 F

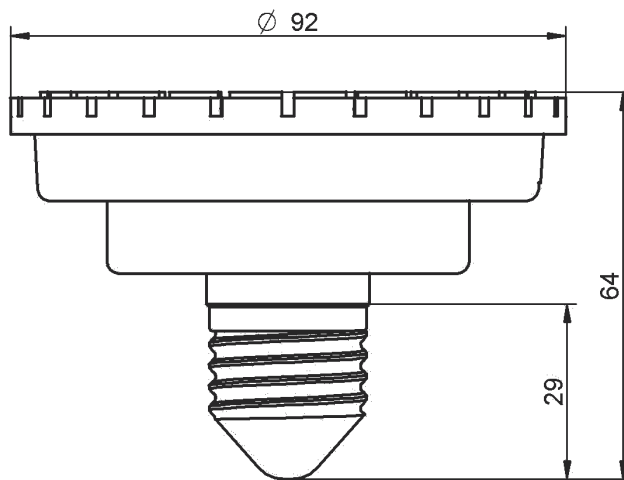


E27
gr. 184,0

Codice Code	LD	Zoccolo Socket						
35661	LD 1085 FXL	E27 V24	~	~	~	~	~	● 1
35662	LD 1085 FXL	E27 V24	~	~	~	~	~	● 2
35663	LD 1085 FXL	E27 V24	~	~	~	~	~	● 3
35665	LD 1085 FXL	E27 V24	~	~	~	~	~	● 5
35666	LD 1085 FXL	E27 V24	~	~	~	~	○ 6	
35668	LD 1085 FXL	E27 V24	~	~	~	~	● 8	
35691	LD 1085 FXL	E27 V240	~	~	~	~	● 1	
35692	LD 1085 FXL	E27 V240	~	~	~	~	● 2	
35693	LD 1085 FXL	E27 V240	~	~	~	~	● 3	
35695	LD 1085 FXL	E27 V240	~	~	~	~	● 5	
35696	LD 1085 FXL	E27 V240	~	~	~	~	○ 6	
35698	LD 1085 FXL	E27 V240	~	~	~	~	● 8	



LD 37Q F



E27
gr. 200

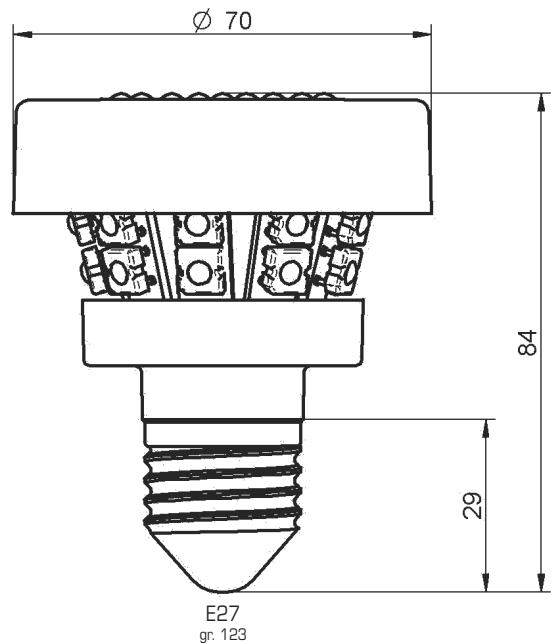
Codice Code	LD	Zoccolo Socket						
35032	LD 37Q F	E27 V240	~	~	~	~	~	● 2
35033	LD 37Q F	E27 V240	~	~	~	~	~	● 3
35035	LD 37Q F	E27 V240	~	~	~	~	~	● 5
35036	LD 37Q F	E27 V240	~	~	~	~	~	○ 6
35038	LD 37Q F	E27 V240	~	~	~	~	~	● 8

Lampade a LED frontali

Frontal light LED bulbs



LD 51Q F

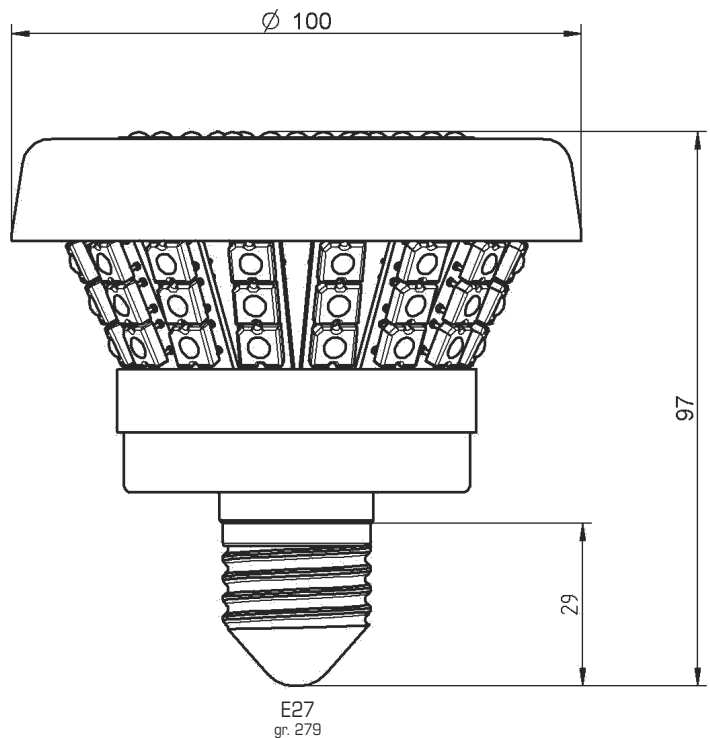


Codice Code	LD	Zoccolo Socket		
35042	LD 51Q F	E27 V240	~	● 2
35043	LD 51Q F	E27 V240	~	● 3
35048	LD 51Q F	E27 V240	~	● 8

Linea lampade a Led . Led bulbs range



LD 100Q F



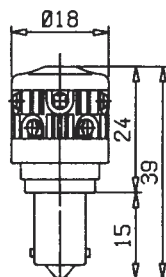
Codice Code	LD	Zoccolo Socket		
35052	LD 100Q F	E27 V240	~	● 2
35053	LD 100Q F	E27 V240	~	● 3
35058	LD 100Q F	E27 V240	~	● 8

Lampade a LED verticali

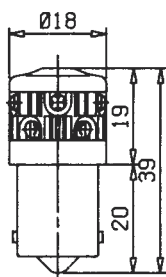
Vertical light LED bulbs



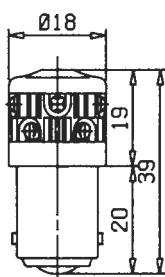
LD 103



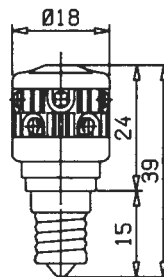
Ba 9s
gr. 7,3



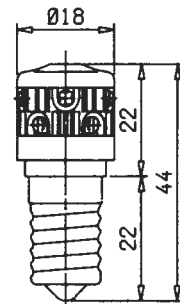
Ba 15s
gr. 9,0



Ba 15d
gr. 9,0



E10
gr. 7,3



E14
gr. 9,0

Codice Code	LD	Zoccolo Socket	Codice Code	LD	Zoccolo Socket	Codice Code	LD	Zoccolo Socket
28931	LD 103	EXL BA9S V12	28713	LD 103	BA15S V110	27866	LD 103	E10 V24
28932	LD 103	BA9S V12	28715	LD 103	BA15S V110	27868	LD 103	EXL E10 V24
28933	LD 103	BA9S V12	28716	LD 103	BA15S V110	28121	LD 103	EXL E10 V48
28935	LD 103	BA9S V12	28718	LD 103	EXL BA15S V110	28122	LD 103	EXL E10 V48
28936	LD 103	BA9S V12	28721	LD 103	EXL BA15S V240	28123	LD 103	E10 V48
28938	LD 103	EXL BA9S V12	28722	LD 103	BA15S V240	28125	LD 103	E10 V48
27851	LD 103	EXL BA9S V24	28723	LD 103	BA15S V240	28126	LD 103	E10 V48
27852	LD 103	BA9S V24	28725	LD 103	BA15S V240	28128	LD 103	EXL E10 V48
27853	LD 103	BA9S V24	28726	LD 103	BA15S V240	28131	LD 103	EXL E10 V110
27855	LD 103	BA9S V24	28728	LD 103	EXL BA15S V240	28132	LD 103	EXL E10 V110
27856	LD 103	BA9S V24	29491	LD 103	EXL BA15D V12	28133	LD 103	E10 V110
27858	LD 103	EXL BA9S V24	29492	LD 103	BA15D V12	28135	LD 103	E10 V110
28941	LD 103	EXL BA9S V48	29493	LD 103	BA15D V12	28136	LD 103	E10 V110
28942	LD 103	BA9S V48	29495	LD 103	BA15D V12	28138	LD 103	EXL E10 V110
28943	LD 103	BA9S V48	29496	LD 103	BA15D V12	28141	LD 103	EXL E10 V240
28945	LD 103	BA9S V48	29498	LD 103	EXL BA15D V12	28142	LD 103	EXL E10 V240
28946	LD 103	BA9S V48	27801	LD 103	EXL BA15D V24	28143	LD 103	E10 V240
28948	LD 103	EXL BA9S V48	27802	LD 103	BA15D V24	28145	LD 103	E10 V240
28951	LD 103	EXL BA9S V110	27803	LD 103	BA15D V24	28146	LD 103	E10 V240
28952	LD 103	BA9S V110	27805	LD 103	BA15D V24	28148	LD 103	EXL E10 V240
28953	LD 103	BA9S V110	27806	LD 103	BA15D V24	28781	LD 103	EXL E14 V12
28955	LD 103	BA9S V110	27808	LD 103	EXL BA15D V24	28782	LD 103	EXL E14 V12
28956	LD 103	BA9S V110	29501	LD 103	EXL BA15D V48	28783	LD 103	E14 V12
28958	LD 103	EXL BA9S V110	29502	LD 103	BA15D V48	28785	LD 103	E14 V12
28961	LD 103	EXL BA9S V240	29503	LD 103	BA15D V48	28786	LD 103	E14 V12
28962	LD 103	BA9S V240	29505	LD 103	BA15D V48	28788	LD 103	EXL E14 V12
28963	LD 103	BA9S V240	29506	LD 103	BA15D V48	28791	LD 103	EXL E14 V24
28965	LD 103	BA9S V240	29508	LD 103	EXL BA15D V48	28792	LD 103	EXL E14 V24
28966	LD 103	BA9S V240	29511	LD 103	EXL BA15D V110	28793	LD 103	E14 V24
28968	LD 103	EXL BA9S V240	29512	LD 103	BA15D V110	28795	LD 103	E14 V24
28681	LD 103	EXL BA15S V12	29513	LD 103	BA15D V110	28796	LD 103	E14 V24
28682	LD 103	BA15S V12	29515	LD 103	BA15D V110	28798	LD 103	EXL E14 V24
28683	LD 103	BA15S V12	29516	LD 103	BA15D V110	28801	LD 103	EXL E14 V48
28685	LD 103	BA15S V12	29518	LD 103	EXL BA15D V110	28802	LD 103	EXL E14 V48
28686	LD 103	BA15S V12	29521	LD 103	EXL BA15D V240	28803	LD 103	E14 V48
28688	LD 103	EXL BA15S V12	29522	LD 103	BA15D V240	28805	LD 103	E14 V48
28691	LD 103	EXL BA15S V24	29523	LD 103	BA15D V240	28806	LD 103	E14 V48
28692	LD 103	BA15S V24	29525	LD 103	BA15D V240	28808	LD 103	EXL E14 V48
28693	LD 103	BA15S V24	29526	LD 103	BA15D V240	28811	LD 103	EXL E14 V110
28695	LD 103	EXL BA15S V24	29528	LD 103	EXL BA15D V240	28812	LD 103	EXL E14 V110
28696	LD 103	BA15S V24	28101	LD 103	EXL E10 V12	28813	LD 103	E14 V110
28698	LD 103	EXL BA15S V24	28102	LD 103	E10 V12	28815	LD 103	E14 V110
28701	LD 103	EXL BA15S V48	28103	LD 103	E10 V12	28816	LD 103	E14 V110
28702	LD 103	BA15S V48	28105	LD 103	E10 V12	28818	LD 103	EXL E14 V110
28703	LD 103	BA15S V48	28106	LD 103	E10 V12	28821	LD 103	EXL E14 V240
28705	LD 103	BA15S V48	28108	LD 103	EXL E10 V12	28822	LD 103	EXL E14 V240
28706	LD 103	BA15S V48	27861	LD 103	EXL E10 V24	28823	LD 103	E14 V240
28708	LD 103	EXL BA15S V48	27862	LD 103	E10 V24	28825	LD 103	E14 V240
28711	LD 103	EXL BA15S V110	27863	LD 103	E10 V24	28826	LD 103	E14 V240
28712	LD 103	BA15S V110	27865	LD 103	E10 V24	28828	LD 103	EXL E14 V240

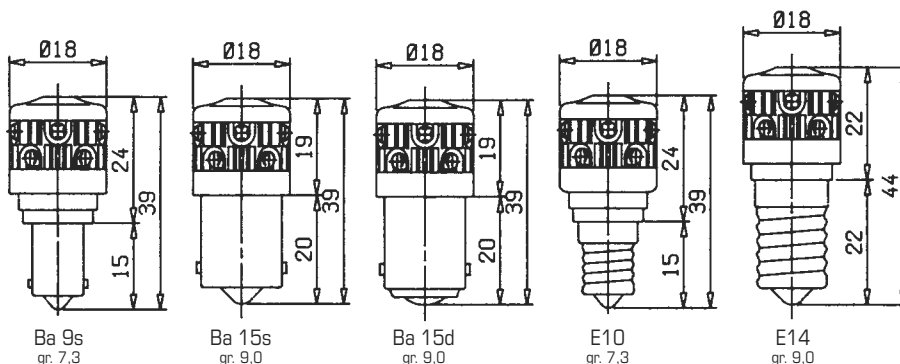
Linea lampade a Led . Led bulbs range

Lampade a LED verticali

Vertical light LED bulbs



LD 113



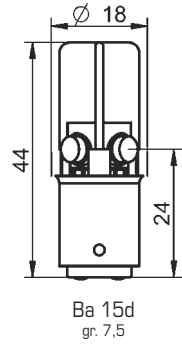
Codice Code	LD	Zoccolo Socket	Codice Code	LD	Zoccolo Socket	Codice Code	LD	Zoccolo Socket
28971	LD 113	EXL BA9S V12	28763	LD 113	BA15S V110	27876	LD 113	E10 V24
28972	LD 113	BA9S V12	28765	LD 113	BA15S V110	27878	LD 113	EXL E10 V24
28973	LD 113	BA9S V12	28766	LD 113	BA15S V110	28161	LD 113	EXL E10 V48
28975	LD 113	BA9S V12	28768	LD 113	EXL BA15S V110	28162	LD 113	E10 V48
28976	LD 113	BA9S V12	28771	LD 113	EXL BA15S V240	28163	LD 113	E10 V48
28978	LD 113	EXL BA9S V12	28772	LD 113	BA15S V240	28165	LD 113	E10 V48
27961	LD 113	EXL BA9S V24	28773	LD 113	BA15S V240	28166	LD 113	E10 V48
27962	LD 113	BA9S V24	28775	LD 113	BA15S V240	28168	LD 113	EXL E10 V48
27963	LD 113	BA9S V24	28776	LD 113	BA15S V240	28171	LD 113	EXL E10 V110
27965	LD 113	BA9S V24	28778	LD 113	EXL BA15S V240	28172	LD 113	E10 V110
27966	LD 113	BA9S V24	29531	LD 113	EXL BA15D V12	28173	LD 113	E10 V110
27968	LD 113	EXL BA9S V24	29532	LD 113	BA15D V12	28175	LD 113	E10 V110
28981	LD 113	EXL BA9S V48	29533	LD 113	BA15D V12	28176	LD 113	E10 V110
28982	LD 113	BA9S V48	29535	LD 113	BA15D V12	28178	LD 113	EXL E10 V110
28983	LD 113	BA9S V48	29536	LD 113	BA15D V12	28181	LD 113	EXL E10 V240
28985	LD 113	BA9S V48	29538	LD 113	EXL BA15D V12	28182	LD 113	E10 V240
28986	LD 113	BA9S V48	27971	LD 113	EXL BA15D V24	28183	LD 113	E10 V240
28988	LD 113	EXL BA9S V48	27972	LD 113	BA15D V24	28185	LD 113	E10 V240
28991	LD 113	EXL BA9S V110	27973	LD 113	BA15D V24	28186	LD 113	E10 V240
28992	LD 113	BA9S V110	27975	LD 113	BA15D V24	28188	LD 113	EXL E10 V240
28993	LD 113	BA9S V110	27976	LD 113	BA15D V24	28831	LD 113	EXL E14 V12
28995	LD 113	BA9S V110	27978	LD 113	EXL BA15D V24	28832	LD 113	E14 V12
28996	LD 113	BA9S V110	29541	LD 113	EXL BA15D V48	28833	LD 113	E14 V12
28998	LD 113	EXL BA9S V110	29542	LD 113	BA15D V48	28835	LD 113	E14 V12
29001	LD 113	EXL BA9S V240	29543	LD 113	BA15D V48	28836	LD 113	E14 V12
29002	LD 113	BA9S V240	29545	LD 113	BA15D V48	28838	LD 113	EXL E14 V12
29003	LD 113	BA9S V240	29546	LD 113	BA15D V48	28841	LD 113	EXL E14 V24
29005	LD 113	BA9S V240	29548	LD 113	EXL BA15D V48	28842	LD 113	E14 V24
29006	LD 113	BA9S V240	29551	LD 113	EXL BA15D V110	28843	LD 113	E14 V24
29008	LD 113	EXL BA9S V240	29552	LD 113	BA15D V110	28845	LD 113	E14 V24
28731	LD 113	EXL BA15S V12	29553	LD 113	BA15D V110	28846	LD 113	E14 V24
28732	LD 113	BA15S V12	29555	LD 113	BA15D V110	28848	LD 113	EXL E14 V24
28733	LD 113	BA15S V12	29556	LD 113	BA15D V110	28851	LD 113	EXL E14 V48
28735	LD 113	BA15S V12	29558	LD 113	EXL BA15D V110	28852	LD 113	E14 V48
28736	LD 113	BA15S V12	29561	LD 113	EXL BA15D V240	28853	LD 113	E14 V48
28738	LD 113	EXL BA15S V12	29562	LD 113	BA15D V240	28855	LD 113	E14 V48
28741	LD 113	EXL BA15S V24	29563	LD 113	BA15D V240	28856	LD 113	E14 V48
28742	LD 113	BA15S V24	29565	LD 113	BA15D V240	28858	LD 113	EXL E14 V48
28743	LD 113	BA15S V24	29566	LD 113	BA15D V240	28861	LD 113	EXL E14 V110
28745	LD 113	BA15S V24	29568	LD 113	EXL BA15D V240	28862	LD 113	E14 V110
28746	LD 113	BA15S V24	28151	LD 113	EXL E10 V12	28863	LD 113	E14 V110
28748	LD 113	EXL BA15S V24	28152	LD 113	E10 V12	28865	LD 113	E14 V110
28751	LD 113	EXL BA15S V48	28153	LD 113	E10 V12	28866	LD 113	E14 V110
28752	LD 113	BA15S V48	28155	LD 113	E10 V12	28868	LD 113	EXL E14 V110
28753	LD 113	BA15S V48	28156	LD 113	E10 V12	28871	LD 113	EXL E14 V240
28755	LD 113	BA15S V48	28158	LD 113	EXL E10 V12	28872	LD 113	E14 V240
28756	LD 113	BA15S V48	27871	LD 113	EXL E10 V24	28873	LD 113	E14 V240
28758	LD 113	EXL BA15S V48	27872	LD 113	E10 V24	28875	LD 113	E14 V240
28761	LD 113	EXL BA15S V110	27873	LD 113	E10 V24	28876	LD 113	E14 V240
28762	LD 113	BA15S V110	27875	LD 113	E10 V24	28878	LD 113	EXL E14 V240

Lampade a LED verticali

Vertical light LED bulbs



LD 4.5.4. WO



Ba 15d
gr. 7,5

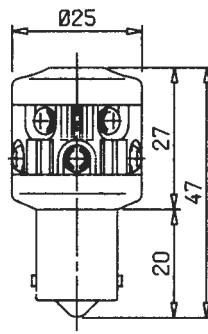
Codice Code	LD	Zoccolo Socket				
40931	LD 4.5.4 WO	BA15D V12	≡≡≡	~	● 1	
40932	LD 4.5.4 WO	BA15D V12	≡≡≡	~	● 2	
40933	LD 4.5.4 WO	BA15D V12	≡≡≡	~	● 3	
40934	LD 4.5.4 WO	BA15D V12	≡≡≡	~	● 4	
40936	LD 4.5.4 WO	BA15D V12	≡≡≡	~	○ 6	
40941	LD 4.5.4 WO	BA15D V24	≡≡≡	~	● 1	
40942	LD 4.5.4 WO	BA15D V24	≡≡≡	~	● 2	

Codice Code	LD	Zoccolo Socket				
40943	LD 4.5.4 WO	BA15D V24	≡≡≡	~	● 3	
40944	LD 4.5.4 WO	BA15D V24	≡≡≡	~	● 4	
40946	LD 4.5.4 WO	BA15D V24	≡≡≡	~	○ 6	
40951	LD 4.5.4 WO	BA15D V110	~	~	● 1	
40952	LD 4.5.4 WO	BA15D V110	~	~	● 2	
40953	LD 4.5.4 WO	BA15D V110	~	~	● 3	
40954	LD 4.5.4 WO	BA15D V110	~	~	● 4	

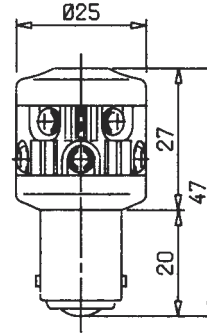
Codice Code	LD	Zoccolo Socket				
40956	LD 4.5.4 WO	BA15D V110	~	~	○ 6	
40961	LD 4.5.4 WO	BA15D V240	~	~	● 1	
40962	LD 4.5.4 WO	BA15D V240	~	~	● 2	
40963	LD 4.5.4 WO	BA15D V240	~	~	● 3	
40964	LD 4.5.4 WO	BA15D V240	~	~	● 4	
40966	LD 4.5.4 WO	BA15D V240	~	~	○ 6	



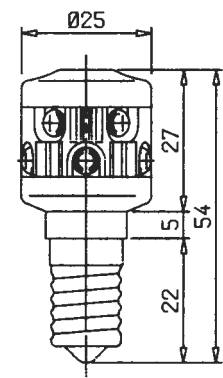
LD 105



Ba 15s
gr. 17,7



Ba 15d
gr. 17,7



E14
gr. 16,6

Codice Code	LD	Zoccolo Socket				
29161	LD 105 EXL	BA15S V12	≡≡≡	~	● 1	
29162	LD 105 EXL	BA15S V12	≡≡≡	~	● 2	
29163	LD 105 EXL	BA15S V12	≡≡≡	~	● 3	
29165	LD 105 EXL	BA15S V12	≡≡≡	~	● 5	
29166	LD 105 EXL	BA15S V12	≡≡≡	~	○ 6	
29168	LD 105 EXL	BA15S V12	≡≡≡	~	● 8	
27921	LD 105 EXL	BA15S V24	≡≡≡	~	● 1	
27922	LD 105 EXL	BA15S V24	≡≡≡	~	● 2	
27923	LD 105 EXL	BA15S V24	≡≡≡	~	● 3	
27925	LD 105 EXL	BA15S V24	≡≡≡	~	● 5	
27926	LD 105 EXL	BA15S V24	≡≡≡	~	○ 6	
27928	LD 105 EXL	BA15S V24	≡≡≡	~	● 8	
29171	LD 105 EXL	BA15S V48	≡≡≡	~	● 1	
29172	LD 105 EXL	BA15S V48	≡≡≡	~	● 2	
29173	LD 105 EXL	BA15S V48	≡≡≡	~	● 3	
29175	LD 105 EXL	BA15S V48	≡≡≡	~	● 5	
29176	LD 105 EXL	BA15S V48	≡≡≡	~	○ 6	
29178	LD 105 EXL	BA15S V48	≡≡≡	~	● 8	
29181	LD 105 EXL	BA15S V110	~	~	● 1	
29182	LD 105 EXL	BA15S V110	~	~	● 2	
29183	LD 105 EXL	BA15S V110	~	~	● 3	
29185	LD 105 EXL	BA15S V110	~	~	● 5	
29186	LD 105 EXL	BA15S V110	~	~	○ 6	
29188	LD 105 EXL	BA15S V110	~	~	● 8	
29191	LD 105 EXL	BA15S V240	~	~	● 1	
29192	LD 105 EXL	BA15S V240	~	~	● 2	
29193	LD 105 EXL	BA15S V240	~	~	● 3	
29195	LD 105 EXL	BA15S V240	~	~	● 5	
29196	LD 105 EXL	BA15S V240	~	~	○ 6	
29198	LD 105 EXL	BA15S V240	~	~	● 8	

Codice Code	LD	Zoccolo Socket				
29571	LD 105 EXL	BA15D V12	≡≡≡	~	● 1	
29572	LD 105 EXL	BA15D V12	≡≡≡	~	● 2	
29573	LD 105 EXL	BA15D V12	≡≡≡	~	● 3	
29575	LD 105 EXL	BA15D V12	≡≡≡	~	● 5	
29576	LD 105 EXL	BA15D V12	≡≡≡	~	○ 6	
29578	LD 105 EXL	BA15D V12	≡≡≡	~	● 8	
27881	LD 105 EXL	BA15D V24	≡≡≡	~	● 1	
27882	LD 105 EXL	BA15D V24	≡≡≡	~	● 2	
27883	LD 105 EXL	BA15D V24	≡≡≡	~	● 3	
27885	LD 105 EXL	BA15D V24	≡≡≡	~	● 5	
27886	LD 105 EXL	BA15D V24	≡≡≡	~	○ 6	
27888	LD 105 EXL	BA15D V24	≡≡≡	~	● 8	
29581	LD 105 EXL	BA15D V48	≡≡≡	~	● 1	
29582	LD 105 EXL	BA15D V48	≡≡≡	~	● 2	
29583	LD 105 EXL	BA15D V48	≡≡≡	~	● 3	
29585	LD 105 EXL	BA15D V48	≡≡≡	~	● 5	
29586	LD 105 EXL	BA15D V48	≡≡≡	~	○ 6	
29588	LD 105 EXL	BA15D V48	≡≡≡	~	● 8	
29591	LD 105 EXL	BA15D V110	~	~	● 1	
29592	LD 105 EXL	BA15D V110	~	~	● 2	
29593	LD 105 EXL	BA15D V110	~	~	● 3	
29595	LD 105 EXL	BA15D V110	~	~	● 5	
29596	LD 105 EXL	BA15D V110	~	~	○ 6	
29598	LD 105 EXL	BA15D V110	~	~	● 8	
29601	LD 105 EXL	BA15D V240	~	~	● 1	
29602	LD 105 EXL	BA15D V240	~	~	● 2	
29603	LD 105 EXL	BA15D V240	~	~	● 3	
29605	LD 105 EXL	BA15D V240	~	~	● 5	
29606	LD 105 EXL	BA15D V240	~	~	○ 6	
29608	LD 105 EXL	BA15D V240	~	~	● 8	

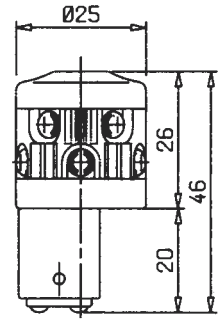
Codice Code	LD	Zoccolo Socket				
28331	LD 105 EXL	E14 V12	≡≡≡	~	● 1	
28332	LD 105 EXL	E14 V12	≡≡≡	~	● 2	
28333	LD 105 EXL	E14 V12	≡≡≡	~	● 3	
28335	LD 105 EXL	E14 V12	≡≡≡	~	● 5	
28336	LD 105 EXL	E14 V12	≡≡≡	~	○ 6	
28338	LD 105 EXL	E14 V12	≡≡≡	~	● 8	
28341	LD 105 EXL	E14 V24	≡≡≡	~	● 1	
28342	LD 105 EXL	E14 V24	≡≡≡	~	● 2	
28343	LD 105 EXL	E14 V24	≡≡≡	~	● 3	
28345	LD 105 EXL	E14 V24	≡≡≡	~	● 5	
28346	LD 105 EXL	E14 V24	≡≡≡	~	○ 6	
28348	LD 105 EXL	E14 V24	≡≡≡	~	● 8	
28351	LD 105 EXL	E14 V48	≡≡≡	~	● 1	
28352	LD 105 EXL	E14 V48	≡≡≡	~	● 2	
28353	LD 105 EXL	E14 V48	≡≡≡	~	● 3	
28355	LD 105 EXL	E14 V48	≡≡≡	~	● 5	
28356	LD 105 EXL	E14 V48	≡≡≡	~	○ 6	
28358	LD 105 EXL	E14 V48	≡≡≡	~	● 8	
28361	LD 105 EXL	E14 V110	~	~	● 1	
28362	LD 105 EXL	E14 V110	~	~	● 2	
28363	LD 105 EXL	E14 V110	~	~	● 3	
28365	LD 105 EXL	E14 V110	~	~	● 5	
28366	LD 105 EXL	E14 V110	~	~	○ 6	
28368	LD 105 EXL	E14 V110	~	~	● 8	
28371	LD 105 EXL	E14 V240	~	~	● 1	
28372	LD 105 EXL	E14 V240	~	~	● 2	
28373	LD 105 EXL	E14 V240	~	~	● 3	
28375	LD 105 EXL	E14 V240	~	~	● 5	
28376	LD 105 EXL	E14 V240	~	~	○ 6	
28378	LD 105 EXL	E14 V240	~	~	● 8	

Lampade a LED verticali

Vertical light LED bulbs



LD 105 ELLISSE



Ba 15d
gr. 16,2

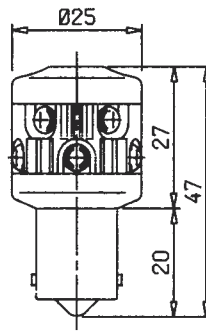
Codice Code	LD	Zoccolo Socket	Color
27901	LD 105 EXL BA15D ELL. V12	~ ~ ~ ~ ~	● 1
27902	LD 105 EXL BA15D ELL. V12	~ ~ ~ ~ ~	● 2
27903	LD 105 EXL BA15D ELL. V12	~ ~ ~ ~ ~	● 3
27905	LD 105 EXL BA15D ELL. V12	~ ~ ~ ~ ~	● 5
27906	LD 105 EXL BA15D ELL. V12	~ ~ ~ ~ ~	○ 6
27908	LD 105 EXL BA15D ELL. V12	~ ~ ~ ~ ~	● 8
27811	LD 105 EXL BA15D ELL. V24	~ ~ ~ ~ ~	● 1
27812	LD 105 EXL BA15D ELL. V24	~ ~ ~ ~ ~	● 2
27813	LD 105 EXL BA15D ELL. V24	~ ~ ~ ~ ~	● 3
27815	LD 105 EXL BA15D ELL. V24	~ ~ ~ ~ ~	● 5

Codice Code	LD	Zoccolo Socket	Color
27816	LD 105 EXL BA15D ELL. V24	~ ~ ~ ~ ~	○ 6
27818	LD 105 EXL BA15D ELL. V24	~ ~ ~ ~ ~	● 8
27821	LD 105 EXL BA15D ELL. V48	~ ~ ~ ~ ~	● 1
27822	LD 105 EXL BA15D ELL. V48	~ ~ ~ ~ ~	● 2
27823	LD 105 EXL BA15D ELL. V48	~ ~ ~ ~ ~	● 3
27825	LD 105 EXL BA15D ELL. V48	~ ~ ~ ~ ~	● 5
27826	LD 105 EXL BA15D ELL. V48	~ ~ ~ ~ ~	○ 6
27828	LD 105 EXL BA15D ELL. V48	~ ~ ~ ~ ~	● 8
27911	LD 105 EXL BA15D ELL. V110	~ ~ ~ ~ ~	● 1
27912	LD 105 EXL BA15D ELL. V110	~ ~ ~ ~ ~	● 2

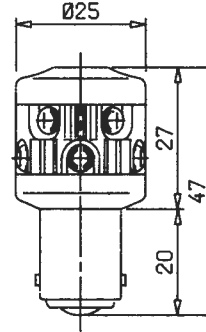
Codice Code	LD	Zoccolo Socket	Color
27913	LD 105 EXL BA15D ELL. V110	~ ~ ~ ~ ~	● 3
27915	LD 105 EXL BA15D ELL. V110	~ ~ ~ ~ ~	● 5
27916	LD 105 EXL BA15D ELL. V110	~ ~ ~ ~ ~	○ 6
27918	LD 105 EXL BA15D ELL. V110	~ ~ ~ ~ ~	● 8
29741	LD 105 EXL BA15D ELL. V240	~ ~ ~ ~ ~	● 1
29742	LD 105 EXL BA15D ELL. V240	~ ~ ~ ~ ~	● 2
29743	LD 105 EXL BA15D ELL. V240	~ ~ ~ ~ ~	● 3
29745	LD 105 EXL BA15D ELL. V240	~ ~ ~ ~ ~	● 5
29746	LD 105 EXL BA15D ELL. V240	~ ~ ~ ~ ~	○ 6
29748	LD 105 EXL BA15D ELL. V240	~ ~ ~ ~ ~	● 8



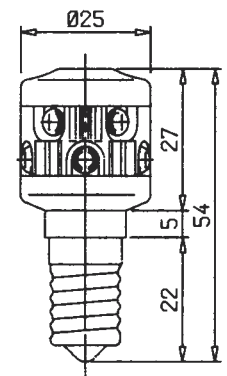
LD 115



Ba 15s
gr. 17,7



Ba 15d
gr. 17,7



E14
gr. 16,6

Codice Code	LD	Zoccolo Socket	Color
29201	LD 115 EXL BA15S V12	~ ~ ~ ~ ~	● 1
29202	LD 115 EXL BA15S V12	~ ~ ~ ~ ~	● 2
29203	LD 115 EXL BA15S V12	~ ~ ~ ~ ~	● 3
29205	LD 115 EXL BA15S V12	~ ~ ~ ~ ~	● 5
29206	LD 115 EXL BA15S V12	~ ~ ~ ~ ~	○ 6
29208	LD 115 EXL BA15S V12	~ ~ ~ ~ ~	● 8
27931	LD 115 EXL BA15S V24	~ ~ ~ ~ ~	● 1
27932	LD 115 EXL BA15S V24	~ ~ ~ ~ ~	● 2
27933	LD 115 EXL BA15S V24	~ ~ ~ ~ ~	● 3
27935	LD 115 EXL BA15S V24	~ ~ ~ ~ ~	● 5
27936	LD 115 EXL BA15S V24	~ ~ ~ ~ ~	○ 6
27938	LD 115 EXL BA15S V24	~ ~ ~ ~ ~	● 8
29211	LD 115 EXL BA15S V48	~ ~ ~ ~ ~	● 1
29212	LD 115 EXL BA15S V48	~ ~ ~ ~ ~	● 2
29213	LD 115 EXL BA15S V48	~ ~ ~ ~ ~	● 3
29215	LD 115 EXL BA15S V48	~ ~ ~ ~ ~	● 5
29216	LD 115 EXL BA15S V48	~ ~ ~ ~ ~	○ 6
29218	LD 115 EXL BA15S V48	~ ~ ~ ~ ~	● 8
29221	LD 115 EXL BA15S V110	~ ~ ~ ~ ~	● 1
29222	LD 115 EXL BA15S V110	~ ~ ~ ~ ~	● 2
29223	LD 115 EXL BA15S V110	~ ~ ~ ~ ~	● 3
29225	LD 115 EXL BA15S V110	~ ~ ~ ~ ~	● 5
29226	LD 115 EXL BA15S V110	~ ~ ~ ~ ~	○ 6
29228	LD 115 EXL BA15S V110	~ ~ ~ ~ ~	● 8
29231	LD 115 EXL BA15S V240	~ ~ ~ ~ ~	● 1
29232	LD 115 EXL BA15S V240	~ ~ ~ ~ ~	● 2
29233	LD 115 EXL BA15S V240	~ ~ ~ ~ ~	● 3
29235	LD 115 EXL BA15S V240	~ ~ ~ ~ ~	● 5
29236	LD 115 EXL BA15S V240	~ ~ ~ ~ ~	○ 6
29238	LD 115 EXL BA15S V240	~ ~ ~ ~ ~	● 8

Codice Code	LD	Zoccolo Socket	Color
29651	LD 115 EXL BA15D V12	~ ~ ~ ~ ~	● 1
29652	LD 115 EXL BA15D V12	~ ~ ~ ~ ~	● 2
29653	LD 115 EXL BA15D V12	~ ~ ~ ~ ~	● 3
29655	LD 115 EXL BA15D V12	~ ~ ~ ~ ~	● 5
29656	LD 115 EXL BA15D V12	~ ~ ~ ~ ~	○ 6
29658	LD 115 EXL BA15D V12	~ ~ ~ ~ ~	● 8
27891	LD 115 EXL BA15D V24	~ ~ ~ ~ ~	● 1
27892	LD 115 EXL BA15D V24	~ ~ ~ ~ ~	● 2
27893	LD 115 EXL BA15D V24	~ ~ ~ ~ ~	● 3
27895	LD 115 EXL BA15D V24	~ ~ ~ ~ ~	● 5
27896	LD 115 EXL BA15D V24	~ ~ ~ ~ ~	○ 6
27898	LD 115 EXL BA15D V24	~ ~ ~ ~ ~	● 8
29661	LD 115 EXL BA15D V48	~ ~ ~ ~ ~	● 1
29662	LD 115 EXL BA15D V48	~ ~ ~ ~ ~	● 2
29663	LD 115 EXL BA15D V48	~ ~ ~ ~ ~	● 3
29665	LD 115 EXL BA15D V48	~ ~ ~ ~ ~	● 5
29666	LD 115 EXL BA15D V48	~ ~ ~ ~ ~	○ 6
29668	LD 115 EXL BA15D V48	~ ~ ~ ~ ~	● 8
29671	LD 115 EXL BA15D V110	~ ~ ~ ~ ~	● 1
29672	LD 115 EXL BA15D V110	~ ~ ~ ~ ~	● 2
29673	LD 115 EXL BA15D V110	~ ~ ~ ~ ~	● 3
29675	LD 115 EXL BA15D V110	~ ~ ~ ~ ~	● 5
29676	LD 115 EXL BA15D V110	~ ~ ~ ~ ~	○ 6
29678	LD 115 EXL BA15D V110	~ ~ ~ ~ ~	● 8
29681	LD 115 EXL BA15D V240	~ ~ ~ ~ ~	● 1
29682	LD 115 EXL BA15D V240	~ ~ ~ ~ ~	● 2
29683	LD 115 EXL BA15D V240	~ ~ ~ ~ ~	● 3
29685	LD 115 EXL BA15D V240	~ ~ ~ ~ ~	● 5
29686	LD 115 EXL BA15D V240	~ ~ ~ ~ ~	○ 6
29688	LD 115 EXL BA15D V240	~ ~ ~ ~ ~	● 8

Codice Code	LD	Zoccolo Socket	Color
28381	LD 115 EXL E14 V12	~ ~ ~ ~ ~	● 1
28382	LD 115 EXL E14 V12	~ ~ ~ ~ ~	● 2
28383	LD 115 EXL E14 V12	~ ~ ~ ~ ~	● 3
28385	LD 115 EXL E14 V12	~ ~ ~ ~ ~	● 5
28386	LD 115 EXL E14 V12	~ ~ ~ ~ ~	○ 6
28388	LD 115 EXL E14 V12	~ ~ ~ ~ ~	● 8
28391	LD 115 EXL E14 V24	~ ~ ~ ~ ~	● 1
28392	LD 115 EXL E14 V24	~ ~ ~ ~ ~	● 2
28393	LD 115 EXL E14 V24	~ ~ ~ ~ ~	● 3
28395	LD 115 EXL E14 V24	~ ~ ~ ~ ~	● 5
28396	LD 115 EXL E14 V24	~ ~ ~ ~ ~	○ 6
28398	LD 115 EXL E14 V24	~ ~ ~ ~ ~	● 8
28401	LD 115 EXL E14 V48	~ ~ ~ ~ ~	● 1
28402	LD 115 EXL E14 V48	~ ~ ~ ~ ~	● 2
28403	LD 115 EXL E14 V48	~ ~ ~ ~ ~	● 3
28405	LD 115 EXL E14 V48	~ ~ ~ ~ ~	● 5
28406	LD 115 EXL E14 V48	~ ~ ~ ~ ~	○ 6
28408	LD 115 EXL E14 V48	~ ~ ~ ~ ~	● 8
28411	LD 115 EXL E14 V110	~ ~ ~ ~ ~	● 1
28412	LD 115 EXL E14 V110	~ ~ ~ ~ ~	● 2
28413	LD 115 EXL E14 V110	~ ~ ~ ~ ~	● 3
28415	LD 115 EXL E14 V110	~ ~ ~ ~ ~	● 5
28416	LD 115 EXL E14 V110	~ ~ ~ ~ ~	○ 6
28418	LD 115 EXL E14 V110	~ ~ ~ ~ ~	● 8
28421	LD 115 EXL E14 V240	~ ~ ~ ~ ~	● 1
28422	LD 115 EXL E14 V240	~ ~ ~ ~ ~	● 2
28423	LD 115 EXL E14 V240	~ ~ ~ ~ ~	● 3
28425	LD 115 EXL E14 V240	~ ~ ~ ~ ~	● 5
28426	LD 115 EXL E14 V240	~ ~ ~ ~ ~	○ 6
28428	LD 115 EXL E14 V240	~ ~ ~ ~ ~	● 8

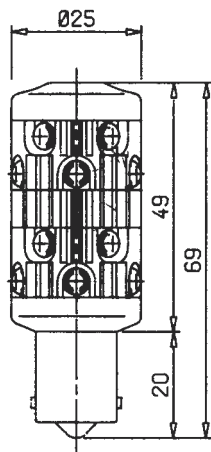
Linea lampade a Led . Led bulbs range

Lampade a LED verticali

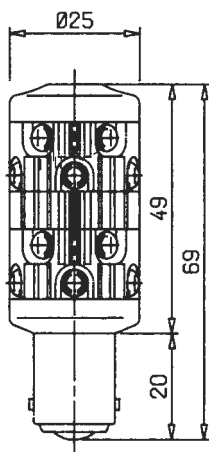
Vertical light LED bulbs



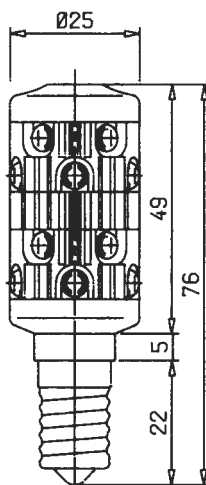
LD 205



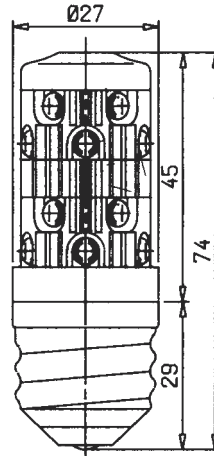
Ba 15s
gr. 23,3



Ba 15D
gr. 23,3



E14
gr. 23,3



E27
gr. 40,2

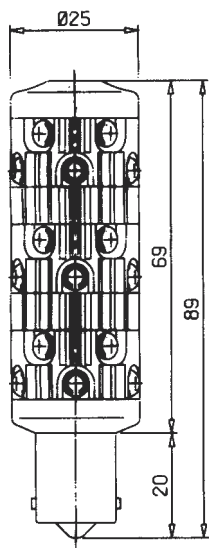
Codice Code	LD	Zoccolo Socket	Codice Code	LD	Zoccolo Socket	Codice Code	LD	Zoccolo Socket
29241	LD 205	EXL BA15S V12	27996	LD 205	EXL BA15D V24	28463	LD 205	EXL E14 V110
29242	LD 205	EXL BA15S V12	27998	LD 205	EXL BA15D V24	28465	LD 205	EXL E14 V110
29243	LD 205	EXL BA15S V12	29701	LD 205	EXL BA15D V48	28466	LD 205	EXL E14 V110
29245	LD 205	EXL BA15S V12	29702	LD 205	EXL BA15D V48	28468	LD 205	EXL E14 V110
29246	LD 205	EXL BA15S V12	29703	LD 205	EXL BA15D V48	28471	LD 205	EXL E14 V240
29248	LD 205	EXL BA15S V12	29705	LD 205	EXL BA15D V48	28472	LD 205	EXL E14 V240
29251	LD 205	EXL BA15S V24	29706	LD 205	EXL BA15D V48	28473	LD 205	EXL E14 V240
29252	LD 205	EXL BA15S V24	29708	LD 205	EXL BA15D V48	28475	LD 205	EXL E14 V240
29253	LD 205	EXL BA15S V24	29711	LD 205	EXL BA15D V110	28476	LD 205	EXL E14 V240
29255	LD 205	EXL BA15S V24	29712	LD 205	EXL BA15D V110	28478	LD 205	EXL E14 V240
29256	LD 205	EXL BA15S V24	29713	LD 205	EXL BA15D V110	37151	LD 205	EXL E27 V12
29258	LD 205	EXL BA15S V24	29715	LD 205	EXL BA15D V110	37152	LD 205	EXL E27 V12
29261	LD 205	EXL BA15S V48	29716	LD 205	EXL BA15D V110	37153	LD 205	EXL E27 V12
29262	LD 205	EXL BA15S V48	29718	LD 205	EXL BA15D V110	37155	LD 205	EXL E27 V12
29263	LD 205	EXL BA15S V48	29721	LD 205	EXL BA15D V240	37156	LD 205	EXL E27 V12
29265	LD 205	EXL BA15S V48	29722	LD 205	EXL BA15D V240	37158	LD 205	EXL E27 V12
29266	LD 205	EXL BA15S V48	29723	LD 205	EXL BA15D V240	37161	LD 205	EXL E27 V24
29268	LD 205	EXL BA15S V48	29725	LD 205	EXL BA15D V240	37162	LD 205	EXL E27 V24
29271	LD 205	EXL BA15S V110	29726	LD 205	EXL BA15D V240	37163	LD 205	EXL E27 V24
29272	LD 205	EXL BA15S V110	29728	LD 205	EXL BA15D V240	37165	LD 205	EXL E27 V24
29273	LD 205	EXL BA15S V110	28431	LD 205	EXL E14 V12	37166	LD 205	EXL E27 V24
29275	LD 205	EXL BA15S V110	28432	LD 205	EXL E14 V12	37168	LD 205	EXL E27 V24
29276	LD 205	EXL BA15S V110	28433	LD 205	EXL E14 V12	37171	LD 205	EXL E27 V48
29278	LD 205	EXL BA15S V110	28435	LD 205	EXL E14 V12	37172	LD 205	EXL E27 V48
29281	LD 205	EXL BA15S V240	28436	LD 205	EXL E14 V12	37173	LD 205	EXL E27 V48
29282	LD 205	EXL BA15S V240	28438	LD 205	EXL E14 V12	37175	LD 205	EXL E27 V48
29283	LD 205	EXL BA15S V240	28441	LD 205	EXL E14 V24	37176	LD 205	EXL E27 V48
29285	LD 205	EXL BA15S V240	28442	LD 205	EXL E14 V24	37178	LD 205	EXL E27 V48
29286	LD 205	EXL BA15S V240	28443	LD 205	EXL E14 V24	37181	LD 205	EXL E27 V110
29288	LD 205	EXL BA15S V240	28445	LD 205	EXL E14 V24	37182	LD 205	EXL E27 V110
29691	LD 205	EXL BA15D V12	28446	LD 205	EXL E14 V24	37183	LD 205	EXL E27 V110
29692	LD 205	EXL BA15D V12	28448	LD 205	EXL E14 V24	37185	LD 205	EXL E27 V110
29693	LD 205	EXL BA15D V12	28451	LD 205	EXL E14 V48	37186	LD 205	EXL E27 V110
29695	LD 205	EXL BA15D V12	28452	LD 205	EXL E14 V48	37188	LD 205	EXL E27 V110
29696	LD 205	EXL BA15D V12	28453	LD 205	EXL E14 V48	37191	LD 205	EXL E27 V240
29698	LD 205	EXL BA15D V12	28455	LD 205	EXL E14 V48	37192	LD 205	EXL E27 V240
27991	LD 205	EXL BA15D V24	28456	LD 205	EXL E14 V48	37193	LD 205	EXL E27 V240
27992	LD 205	EXL BA15D V24	28458	LD 205	EXL E14 V48	37195	LD 205	EXL E27 V240
27993	LD 205	EXL BA15D V24	28461	LD 205	EXL E14 V110	37196	LD 205	EXL E27 V240
27995	LD 205	EXL BA15D V24	28462	LD 205	EXL E14 V110	37198	LD 205	EXL E27 V240

Lampade a LED verticali

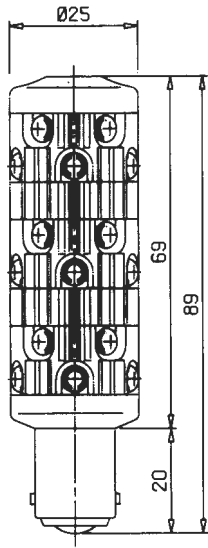
Vertical light LED bulbs



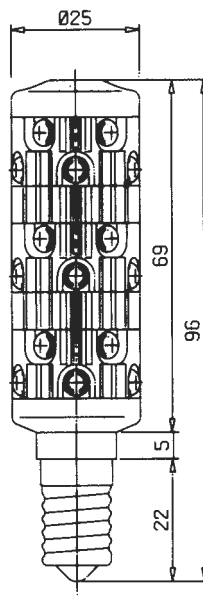
LD 305



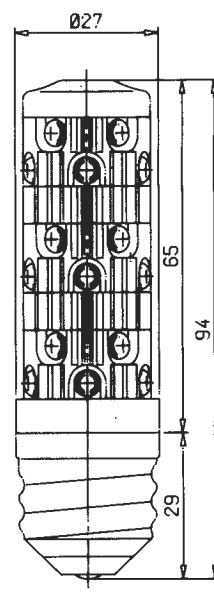
Ba 15s
gr. 30,4



Ba 15d
gr. 30,4



E14
gr. 30,0



E27
gr. 47,5

Codice Code	LD	Zoccolo Socket	Codice Code	LD	Zoccolo Socket	Codice Code	LD	Zoccolo Socket
34551	LD 305 EXL	BA15S V12	34516	LD 305 EXL	BA15D V24	34633	LD 305 EXL	E14 V110
34552	LD 305 EXL	BA15S V12	34518	LD 305 EXL	BA15D V24	34635	LD 305 EXL	E14 V110
34553	LD 305 EXL	BA15S V12	34521	LD 305 EXL	BA15D V48	34636	LD 305 EXL	E14 V110
34555	LD 305 EXL	BA15S V12	34522	LD 305 EXL	BA15D V48	34638	LD 305 EXL	E14 V110
34556	LD 305 EXL	BA15S V12	34523	LD 305 EXL	BA15D V48	34641	LD 305 EXL	E14 V240
34558	LD 305 EXL	BA15S V12	34525	LD 305 EXL	BA15D V48	34642	LD 305 EXL	E14 V240
34561	LD 305 EXL	BA15S V24	34526	LD 305 EXL	BA15D V48	34643	LD 305 EXL	E14 V240
34562	LD 305 EXL	BA15S V24	34528	LD 305 EXL	BA15D V48	34645	LD 305 EXL	E14 V240
34563	LD 305 EXL	BA15S V24	34531	LD 305 EXL	BA15D V110	34646	LD 305 EXL	E14 V240
34565	LD 305 EXL	BA15S V24	34532	LD 305 EXL	BA15D V110	34648	LD 305 EXL	E14 V240
34566	LD 305 EXL	BA15S V24	34533	LD 305 EXL	BA15D V110	37711	LD 305 EXL	E27 V12
34568	LD 305 EXL	BA15S V24	34535	LD 305 EXL	BA15D V110	37712	LD 305 EXL	E27 V12
34571	LD 305 EXL	BA15S V48	34536	LD 305 EXL	BA15D V110	37713	LD 305 EXL	E27 V12
34572	LD 305 EXL	BA15S V48	34538	LD 305 EXL	BA15D V110	37715	LD 305 EXL	E27 V12
34573	LD 305 EXL	BA15S V48	34541	LD 305 EXL	BA15D V240	37716	LD 305 EXL	E27 V12
34575	LD 305 EXL	BA15S V48	34542	LD 305 EXL	BA15D V240	37718	LD 305 EXL	E27 V12
34576	LD 305 EXL	BA15S V48	34543	LD 305 EXL	BA15D V240	37721	LD 305 EXL	E27 V24
34578	LD 305 EXL	BA15S V48	34545	LD 305 EXL	BA15D V240	37722	LD 305 EXL	E27 V24
34581	LD 305 EXL	BA15S V110	34546	LD 305 EXL	BA15D V240	37723	LD 305 EXL	E27 V24
34582	LD 305 EXL	BA15S V110	34548	LD 305 EXL	BA15D V240	37725	LD 305 EXL	E27 V24
34583	LD 305 EXL	BA15S V110	34601	LD 305 EXL	E14 V12	37726	LD 305 EXL	E27 V24
34585	LD 305 EXL	BA15S V110	34602	LD 305 EXL	E14 V12	37728	LD 305 EXL	E27 V24
34586	LD 305 EXL	BA15S V110	34603	LD 305 EXL	E14 V12	37731	LD 305 EXL	E27 V48
34588	LD 305 EXL	BA15S V110	34605	LD 305 EXL	E14 V12	37732	LD 305 EXL	E27 V48
34591	LD 305 EXL	BA15S V240	34606	LD 305 EXL	E14 V12	37733	LD 305 EXL	E27 V48
34592	LD 305 EXL	BA15S V240	34608	LD 305 EXL	E14 V12	37735	LD 305 EXL	E27 V48
34593	LD 305 EXL	BA15S V240	34611	LD 305 EXL	E14 V24	37736	LD 305 EXL	E27 V48
34595	LD 305 EXL	BA15S V240	34612	LD 305 EXL	E14 V24	37738	LD 305 EXL	E27 V48
34596	LD 305 EXL	BA15S V240	34613	LD 305 EXL	E14 V24	37741	LD 305 EXL	E27 V110
34598	LD 305 EXL	BA15S V240	34615	LD 305 EXL	E14 V24	37742	LD 305 EXL	E27 V110
34501	LD 305 EXL	BA15D V12	34616	LD 305 EXL	E14 V24	37743	LD 305 EXL	E27 V110
34502	LD 305 EXL	BA15D V12	34618	LD 305 EXL	E14 V24	37745	LD 305 EXL	E27 V110
34503	LD 305 EXL	BA15D V12	34621	LD 305 EXL	E14 V48	37746	LD 305 EXL	E27 V110
34505	LD 305 EXL	BA15D V12	34622	LD 305 EXL	E14 V48	37748	LD 305 EXL	E27 V110
34506	LD 305 EXL	BA15D V12	34623	LD 305 EXL	E14 V48	37751	LD 305 EXL	E27 V240
34508	LD 305 EXL	BA15D V12	34625	LD 305 EXL	E14 V48	37752	LD 305 EXL	E27 V240
34511	LD 305 EXL	BA15D V24	34626	LD 305 EXL	E14 V48	37753	LD 305 EXL	E27 V240
34512	LD 305 EXL	BA15D V24	34628	LD 305 EXL	E14 V48	37755	LD 305 EXL	E27 V240
34513	LD 305 EXL	BA15D V24	34631	LD 305 EXL	E14 V110	37756	LD 305 EXL	E27 V240
34515	LD 305 EXL	BA15D V24	34632	LD 305 EXL	E14 V110	37758	LD 305 EXL	E27 V240

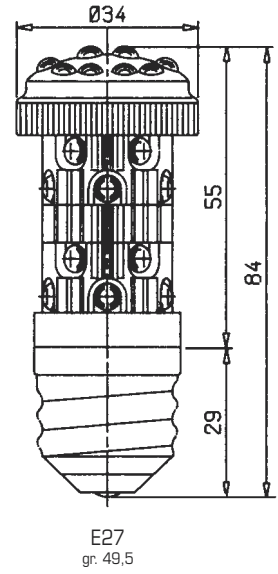
Lampade a LED verticali

Vertical light LED bulbs



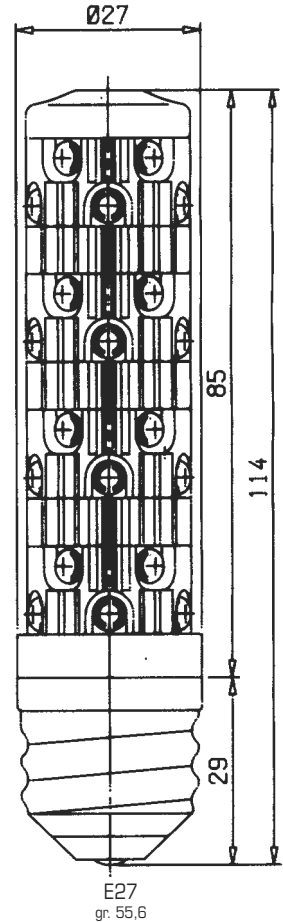
LD 345

Codice Code	LD	Zoccolo Socket				
37001	LD 345	EXL	E27	V12	~ ~ ~ ~ ~	● 1
37002	LD 345	EXL	E27	V12	~ ~ ~ ~ ~	● 2
37003	LD 345	EXL	E27	V12	~ ~ ~ ~ ~	● 3
37005	LD 345	EXL	E27	V12	~ ~ ~ ~ ~	● 5
37006	LD 345	EXL	E27	V12	~ ~ ~ ~ ~	○ 6
37008	LD 345	EXL	E27	V12	~ ~ ~ ~ ~	● 8
37011	LD 345	EXL	E27	V24	~ ~ ~ ~ ~	● 1
37012	LD 345	EXL	E27	V24	~ ~ ~ ~ ~	● 2
37013	LD 345	EXL	E27	V24	~ ~ ~ ~ ~	● 3
37015	LD 345	EXL	E27	V24	~ ~ ~ ~ ~	● 5
37016	LD 345	EXL	E27	V24	~ ~ ~ ~ ~	○ 6
37018	LD 345	EXL	E27	V24	~ ~ ~ ~ ~	● 8
37021	LD 345	EXL	E27	V48	~ ~ ~ ~ ~	● 1
37022	LD 345	EXL	E27	V48	~ ~ ~ ~ ~	● 2
37023	LD 345	EXL	E27	V48	~ ~ ~ ~ ~	● 3
37025	LD 345	EXL	E27	V48	~ ~ ~ ~ ~	● 5
37026	LD 345	EXL	E27	V48	~ ~ ~ ~ ~	○ 6
37028	LD 345	EXL	E27	V48	~ ~ ~ ~ ~	● 8
37031	LD 345	EXL	E27	V110	~ ~ ~ ~ ~	● 1
37032	LD 345	EXL	E27	V110	~ ~ ~ ~ ~	● 2
37033	LD 345	EXL	E27	V110	~ ~ ~ ~ ~	● 3
37035	LD 345	EXL	E27	V110	~ ~ ~ ~ ~	● 5
37036	LD 345	EXL	E27	V110	~ ~ ~ ~ ~	○ 6
37038	LD 345	EXL	E27	V110	~ ~ ~ ~ ~	● 8
37041	LD 345	EXL	E27	V240	~ ~ ~ ~ ~	● 1
37042	LD 345	EXL	E27	V240	~ ~ ~ ~ ~	● 2
37043	LD 345	EXL	E27	V240	~ ~ ~ ~ ~	● 3
37045	LD 345	EXL	E27	V240	~ ~ ~ ~ ~	● 5
37046	LD 345	EXL	E27	V240	~ ~ ~ ~ ~	○ 6
37048	LD 345	EXL	E27	V240	~ ~ ~ ~ ~	● 8



LD 405

Codice Code	LD	Zoccolo Socket				
34651	LD 405	EXL	E27	V12	~ ~ ~ ~ ~	● 1
34652	LD 405	EXL	E27	V12	~ ~ ~ ~ ~	● 2
34653	LD 405	EXL	E27	V12	~ ~ ~ ~ ~	● 3
34655	LD 405	EXL	E27	V12	~ ~ ~ ~ ~	● 5
34656	LD 405	EXL	E27	V12	~ ~ ~ ~ ~	○ 6
34658	LD 405	EXL	E27	V12	~ ~ ~ ~ ~	● 8
34661	LD 405	EXL	E27	V24	~ ~ ~ ~ ~	● 1
34662	LD 405	EXL	E27	V24	~ ~ ~ ~ ~	● 2
34663	LD 405	EXL	E27	V24	~ ~ ~ ~ ~	● 3
34665	LD 405	EXL	E27	V24	~ ~ ~ ~ ~	● 5
34666	LD 405	EXL	E27	V24	~ ~ ~ ~ ~	○ 6
34668	LD 405	EXL	E27	V24	~ ~ ~ ~ ~	● 8
34671	LD 405	EXL	E27	V48	~ ~ ~ ~ ~	● 1
34672	LD 405	EXL	E27	V48	~ ~ ~ ~ ~	● 2
34673	LD 405	EXL	E27	V48	~ ~ ~ ~ ~	● 3
34675	LD 405	EXL	E27	V48	~ ~ ~ ~ ~	● 5
34676	LD 405	EXL	E27	V48	~ ~ ~ ~ ~	○ 6
34678	LD 405	EXL	E27	V48	~ ~ ~ ~ ~	● 8
34681	LD 405	EXL	E27	V110	~ ~ ~ ~ ~	● 1
34682	LD 405	EXL	E27	V110	~ ~ ~ ~ ~	● 2
34683	LD 405	EXL	E27	V110	~ ~ ~ ~ ~	● 3
34685	LD 405	EXL	E27	V110	~ ~ ~ ~ ~	● 5
34686	LD 405	EXL	E27	V110	~ ~ ~ ~ ~	○ 6
34688	LD 405	EXL	E27	V110	~ ~ ~ ~ ~	● 8
34691	LD 405	EXL	E27	V240	~ ~ ~ ~ ~	● 1
34692	LD 405	EXL	E27	V240	~ ~ ~ ~ ~	● 2
34693	LD 405	EXL	E27	V240	~ ~ ~ ~ ~	● 3
34695	LD 405	EXL	E27	V240	~ ~ ~ ~ ~	● 5
34696	LD 405	EXL	E27	V240	~ ~ ~ ~ ~	○ 6
34698	LD 405	EXL	E27	V240	~ ~ ~ ~ ~	● 8



Linea lampade a Led . Led bulbs range

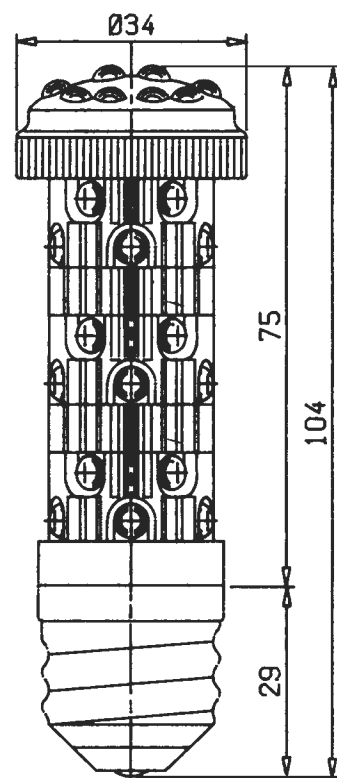
Lampade a LED verticali

Vertical light LED bulbs



LD 445

Codice Code	LD	Zoccolo Socket			
37051	LD 445	EXL E27 V12	~ ~ ~ ~ ~	~ ~ ~ ~ ~	● 1
37052	LD 445	EXL E27 V12	~ ~ ~ ~ ~	~ ~ ~ ~ ~	● 2
37053	LD 445	EXL E27 V12	~ ~ ~ ~ ~	~ ~ ~ ~ ~	● 3
37055	LD 445	EXL E27 V12	~ ~ ~ ~ ~	~ ~ ~ ~ ~	● 5
37056	LD 445	EXL E27 V12	~ ~ ~ ~ ~	~ ~ ~ ~ ~	○ 6
37058	LD 445	EXL E27 V12	~ ~ ~ ~ ~	~ ~ ~ ~ ~	● 8
37061	LD 445	EXL E27 V24	~ ~ ~ ~ ~	~ ~ ~ ~ ~	● 1
37062	LD 445	EXL E27 V24	~ ~ ~ ~ ~	~ ~ ~ ~ ~	● 2
37063	LD 445	EXL E27 V24	~ ~ ~ ~ ~	~ ~ ~ ~ ~	● 3
37065	LD 445	EXL E27 V24	~ ~ ~ ~ ~	~ ~ ~ ~ ~	● 5
37066	LD 445	EXL E27 V24	~ ~ ~ ~ ~	~ ~ ~ ~ ~	○ 6
37068	LD 445	EXL E27 V24	~ ~ ~ ~ ~	~ ~ ~ ~ ~	● 8
37071	LD 445	EXL E27 V48	~ ~ ~ ~ ~	~ ~ ~ ~ ~	● 1
37072	LD 445	EXL E27 V48	~ ~ ~ ~ ~	~ ~ ~ ~ ~	● 2
37073	LD 445	EXL E27 V48	~ ~ ~ ~ ~	~ ~ ~ ~ ~	● 3
37075	LD 445	EXL E27 V48	~ ~ ~ ~ ~	~ ~ ~ ~ ~	● 5
37076	LD 445	EXL E27 V48	~ ~ ~ ~ ~	~ ~ ~ ~ ~	○ 6
37078	LD 445	EXL E27 V48	~ ~ ~ ~ ~	~ ~ ~ ~ ~	● 8
37081	LD 445	EXL E27 V110	~ ~ ~ ~ ~	~ ~ ~ ~ ~	● 1
37082	LD 445	EXL E27 V110	~ ~ ~ ~ ~	~ ~ ~ ~ ~	● 2
37083	LD 445	EXL E27 V110	~ ~ ~ ~ ~	~ ~ ~ ~ ~	● 3
37085	LD 445	EXL E27 V110	~ ~ ~ ~ ~	~ ~ ~ ~ ~	● 5
37086	LD 445	EXL E27 V110	~ ~ ~ ~ ~	~ ~ ~ ~ ~	○ 6
37088	LD 445	EXL E27 V110	~ ~ ~ ~ ~	~ ~ ~ ~ ~	● 8
37091	LD 445	EXL E27 V240	~ ~ ~ ~ ~	~ ~ ~ ~ ~	● 1
37092	LD 445	EXL E27 V240	~ ~ ~ ~ ~	~ ~ ~ ~ ~	● 2
37093	LD 445	EXL E27 V240	~ ~ ~ ~ ~	~ ~ ~ ~ ~	● 3
37095	LD 445	EXL E27 V240	~ ~ ~ ~ ~	~ ~ ~ ~ ~	● 5
37096	LD 445	EXL E27 V240	~ ~ ~ ~ ~	~ ~ ~ ~ ~	○ 6
37098	LD 445	EXL E27 V240	~ ~ ~ ~ ~	~ ~ ~ ~ ~	● 8



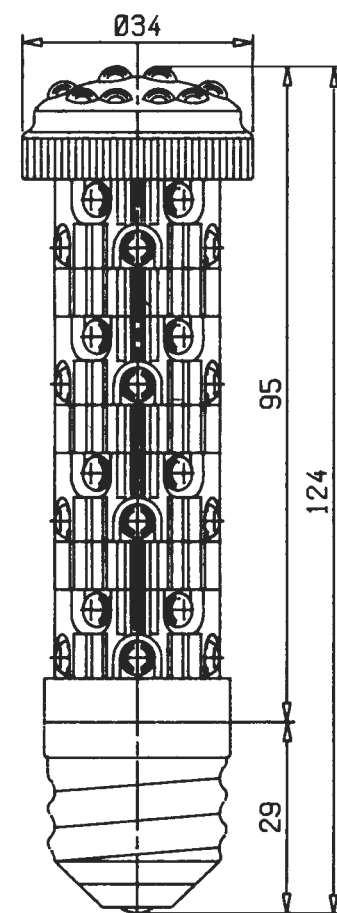
E27
gr. 54,7

Linea lampade a Led . Led bulbs range



LD 545

Codice Code	LD	Zoccolo Socket			
37101	LD 545	EXL E27 V12	~ ~ ~ ~ ~	~ ~ ~ ~ ~	● 1
37102	LD 545	EXL E27 V12	~ ~ ~ ~ ~	~ ~ ~ ~ ~	● 2
37103	LD 545	EXL E27 V12	~ ~ ~ ~ ~	~ ~ ~ ~ ~	● 3
37105	LD 545	EXL E27 V12	~ ~ ~ ~ ~	~ ~ ~ ~ ~	● 5
37106	LD 545	EXL E27 V12	~ ~ ~ ~ ~	~ ~ ~ ~ ~	○ 6
37108	LD 545	EXL E27 V12	~ ~ ~ ~ ~	~ ~ ~ ~ ~	● 8
37111	LD 545	EXL E27 V24	~ ~ ~ ~ ~	~ ~ ~ ~ ~	● 1
37112	LD 545	EXL E27 V24	~ ~ ~ ~ ~	~ ~ ~ ~ ~	● 2
37113	LD 545	EXL E27 V24	~ ~ ~ ~ ~	~ ~ ~ ~ ~	● 3
37115	LD 545	EXL E27 V24	~ ~ ~ ~ ~	~ ~ ~ ~ ~	● 5
37116	LD 545	EXL E27 V24	~ ~ ~ ~ ~	~ ~ ~ ~ ~	○ 6
37118	LD 545	EXL E27 V24	~ ~ ~ ~ ~	~ ~ ~ ~ ~	● 8
37121	LD 545	EXL E27 V48	~ ~ ~ ~ ~	~ ~ ~ ~ ~	● 1
37122	LD 545	EXL E27 V48	~ ~ ~ ~ ~	~ ~ ~ ~ ~	● 2
37123	LD 545	EXL E27 V48	~ ~ ~ ~ ~	~ ~ ~ ~ ~	● 3
37125	LD 545	EXL E27 V48	~ ~ ~ ~ ~	~ ~ ~ ~ ~	● 5
37126	LD 545	EXL E27 V48	~ ~ ~ ~ ~	~ ~ ~ ~ ~	○ 6
37128	LD 545	EXL E27 V48	~ ~ ~ ~ ~	~ ~ ~ ~ ~	● 8
37131	LD 545	EXL E27 V110	~ ~ ~ ~ ~	~ ~ ~ ~ ~	● 1
37132	LD 545	EXL E27 V110	~ ~ ~ ~ ~	~ ~ ~ ~ ~	● 2
37133	LD 545	EXL E27 V110	~ ~ ~ ~ ~	~ ~ ~ ~ ~	● 3
37135	LD 545	EXL E27 V110	~ ~ ~ ~ ~	~ ~ ~ ~ ~	● 5
37136	LD 545	EXL E27 V110	~ ~ ~ ~ ~	~ ~ ~ ~ ~	○ 6
37138	LD 545	EXL E27 V110	~ ~ ~ ~ ~	~ ~ ~ ~ ~	● 8
37141	LD 545	EXL E27 V240	~ ~ ~ ~ ~	~ ~ ~ ~ ~	● 1
37142	LD 545	EXL E27 V240	~ ~ ~ ~ ~	~ ~ ~ ~ ~	● 2
37143	LD 545	EXL E27 V240	~ ~ ~ ~ ~	~ ~ ~ ~ ~	● 3
37145	LD 545	EXL E27 V240	~ ~ ~ ~ ~	~ ~ ~ ~ ~	● 5
37146	LD 545	EXL E27 V240	~ ~ ~ ~ ~	~ ~ ~ ~ ~	○ 6
37148	LD 545	EXL E27 V240	~ ~ ~ ~ ~	~ ~ ~ ~ ~	● 8



E27
gr. 59,5

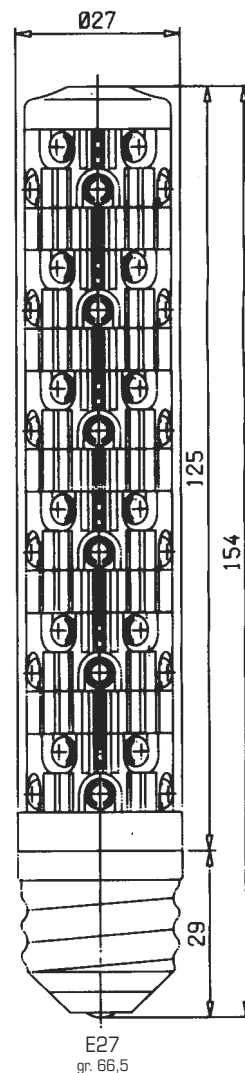
Lampade a LED verticali

Vertical light LED bulbs



LD 605

Codice Code	LD		Zoccolo Socket			
34701	LD 605	EXL	E27	V12	~ ~ ~	● 1
34702	LD 605	EXL	E27	V12	~ ~ ~	● 2
34703	LD 605	EXL	E27	V12	~ ~ ~	● 3
34705	LD 605	EXL	E27	V12	~ ~ ~	● 5
34706	LD 605	EXL	E27	V12	~ ~ ~	○ 6
34708	LD 605	EXL	E27	V12	~ ~ ~	● 8
34711	LD 605	EXL	E27	V24	~ ~ ~	● 1
34712	LD 605	EXL	E27	V24	~ ~ ~	● 2
34713	LD 605	EXL	E27	V24	~ ~ ~	● 3
34715	LD 605	EXL	E27	V24	~ ~ ~	● 5
34716	LD 605	EXL	E27	V24	~ ~ ~	○ 6
34718	LD 605	EXL	E27	V24	~ ~ ~	● 8
34721	LD 605	EXL	E27	V48	~ ~ ~	● 1
34722	LD 605	EXL	E27	V48	~ ~ ~	● 2
34723	LD 605	EXL	E27	V48	~ ~ ~	● 3
34725	LD 605	EXL	E27	V48	~ ~ ~	● 5
34726	LD 605	EXL	E27	V48	~ ~ ~	○ 6
34728	LD 605	EXL	E27	V48	~ ~ ~	● 8
34731	LD 605	EXL	E27	V110	~ ~ ~	● 1
34732	LD 605	EXL	E27	V110	~ ~ ~	● 2
34733	LD 605	EXL	E27	V110	~ ~ ~	● 3
34735	LD 605	EXL	E27	V110	~ ~ ~	● 5
34736	LD 605	EXL	E27	V110	~ ~ ~	○ 6
34738	LD 605	EXL	E27	V110	~ ~ ~	● 8
34741	LD 605	EXL	E27	V240	~ ~ ~	● 1
34742	LD 605	EXL	E27	V240	~ ~ ~	● 2
34743	LD 605	EXL	E27	V240	~ ~ ~	● 3
34745	LD 605	EXL	E27	V240	~ ~ ~	● 5
34746	LD 605	EXL	E27	V240	~ ~ ~	○ 6
34748	LD 605	EXL	E27	V240	~ ~ ~	● 8



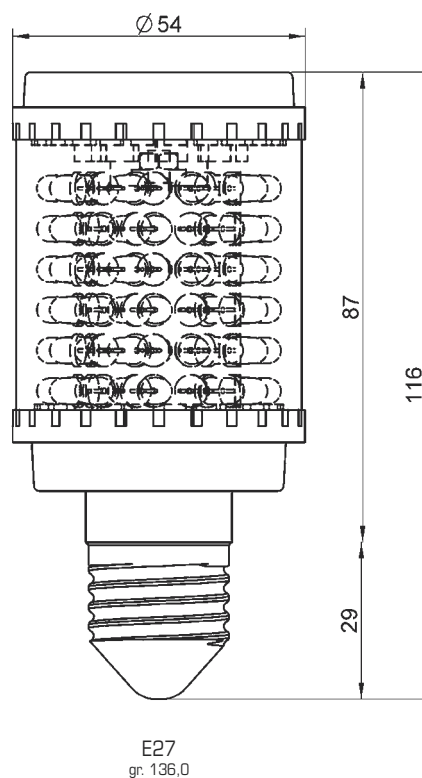
Lampade a LED aeroportuali

LED bulbs for airport warning signals



LD SO 545

Codice Code	LD		Zoccolo Socket		
35792	LD SO 545EXL	E27	V240	~ ~ ~	● 2
35793	LD SO 545EXL	E27	V240	~ ~ ~	● 3
35795	LD SO 545EXL	E27	V240	~ ~ ~	● 5
35798	LD SO 545EXL	E27	V240	~ ~ ~	● 8



Linea lampade a Led . Led bulbs range

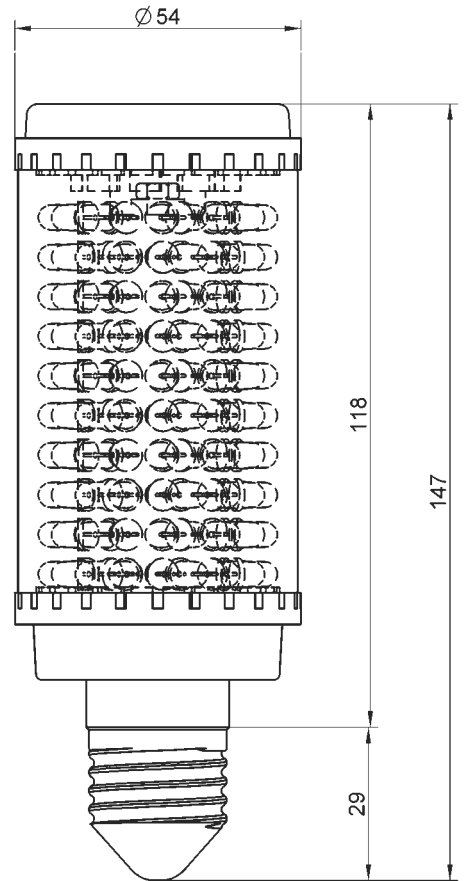
Lampade a LED aeroportuali

LED bulbs for airport warning signals



LD SO 905

Codice Code	LD	Zoccolo Socket		
35453	LD SO 905EXL	E27 V12		● 3
35463	LD SO 905EXL	E27 V24		● 3
35493	LD SO 905EXL	E27 V240		● 3

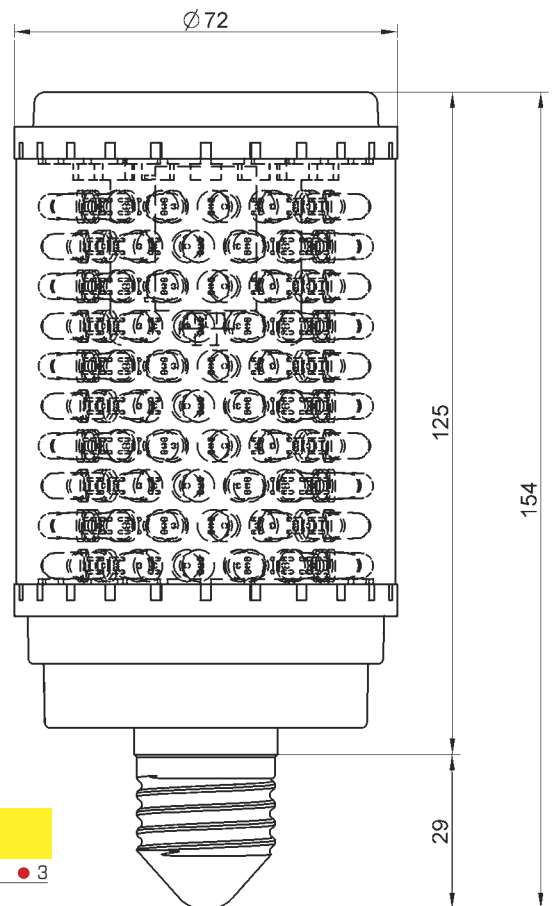


E27
gr. 185,0



LD SO 1505

Codice Code	LD	Zoccolo Socket		
35543	LD SO 1505 EXL	E27 V240		● 3



E27
gr. 390,0

Linea lampade a Led . Led bulbs range

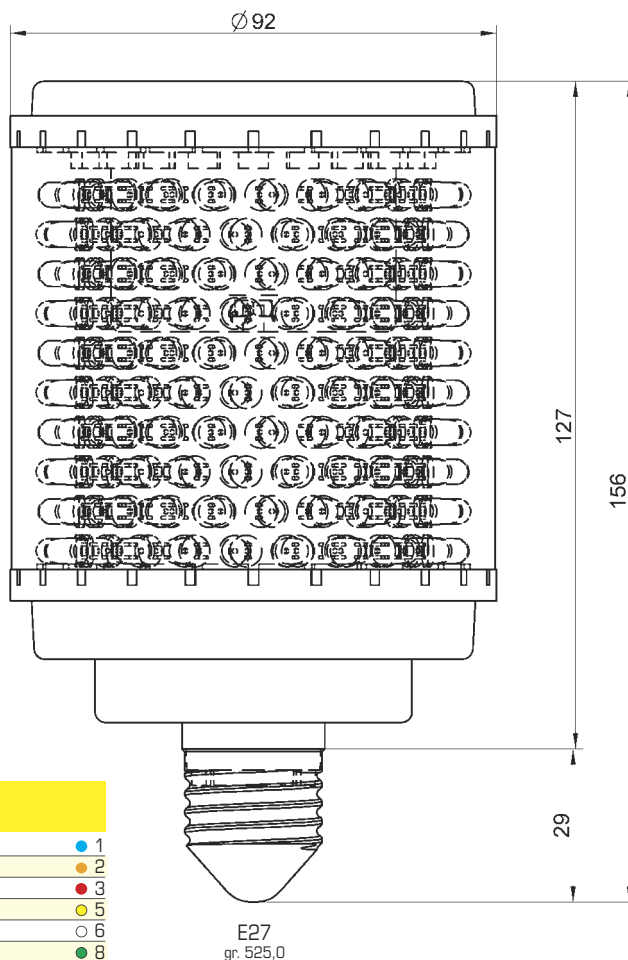
Lampade a LED aeroportuali

LED bulbs for airport warning signals



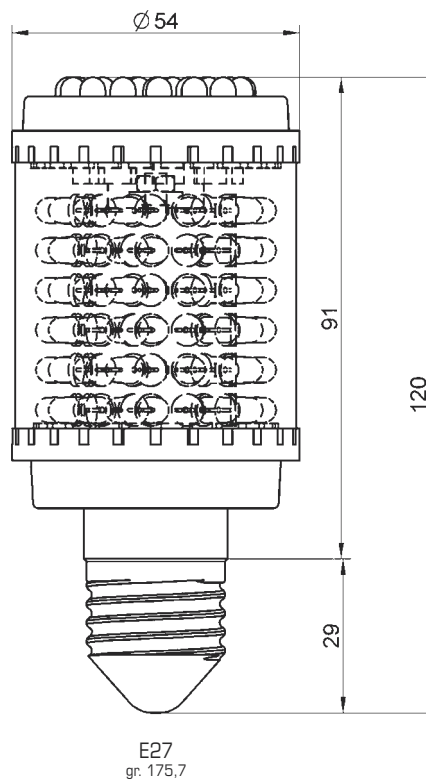
LD SO 2105

Codice Code	LD	Zoccolo Socket		
35591	LD SO 2105 EXL	E27 V240	●	1
35592	LD SO 2105 EXL	E27 V240	●	2
35593	LD SO 2105 EXL	E27 V240	●	3
35595	LD SO 2105 EXL	E27 V240	●	5
35596	LD SO 2105 EXL	E27 V240	○	6
35598	LD SO 2105 EXL	E27 V240	●	8



LD SA 835

Codice Code	LD	Zoccolo Socket		
35742	LD SA 835 EXL	E27 V240	●	2
35743	LD SA 835 EXL	E27 V240	●	3
35745	LD SA 835 EXL	E27 V240	●	5
35748	LD SA 835 EXL	E27 V240	●	8



Linea lampade a Led . Led bulbs range

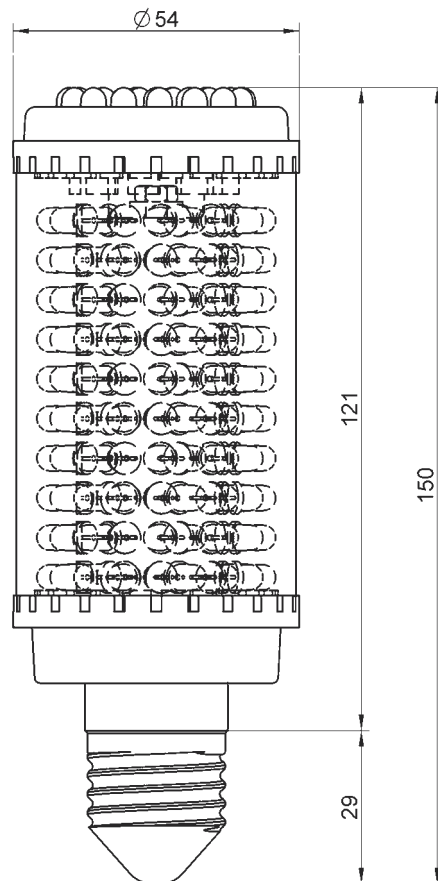
Lampade a LED per SOV (a norme ICAO - annex 14)

LED bulbs for obstruction warning signals (according to ICAO Norms - annex 14)



LD SA 1195

Codice Code	LD	Zoccolo Socket		
35303	LD SA 1195 EXL	E27 V12	●	3
35313	LD SA 1195 EXL	E27 V24	●	3
35343	LD SA 1195 EXL	E27 V240	●	3



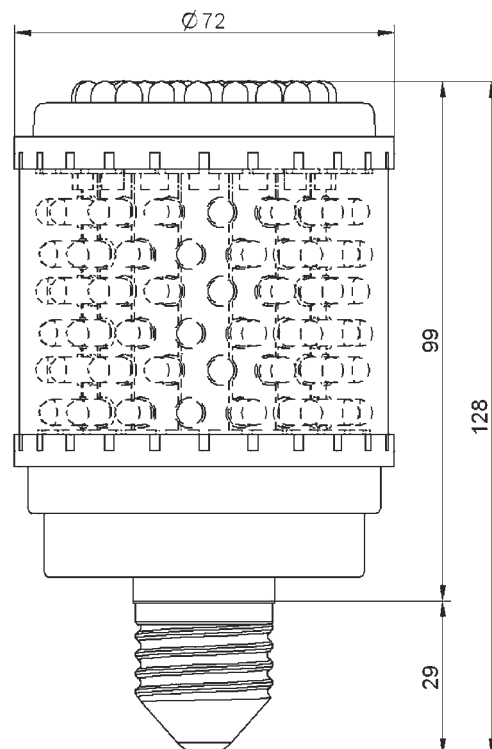
E27
gr. 224,0

Linea lampade a Led . Led bulbs range



LD SA 1395

Codice Code	LD	Zoccolo Socket		
34293	LD SA 1395 EXL	E27 V240	●	3



E27
gr. 398

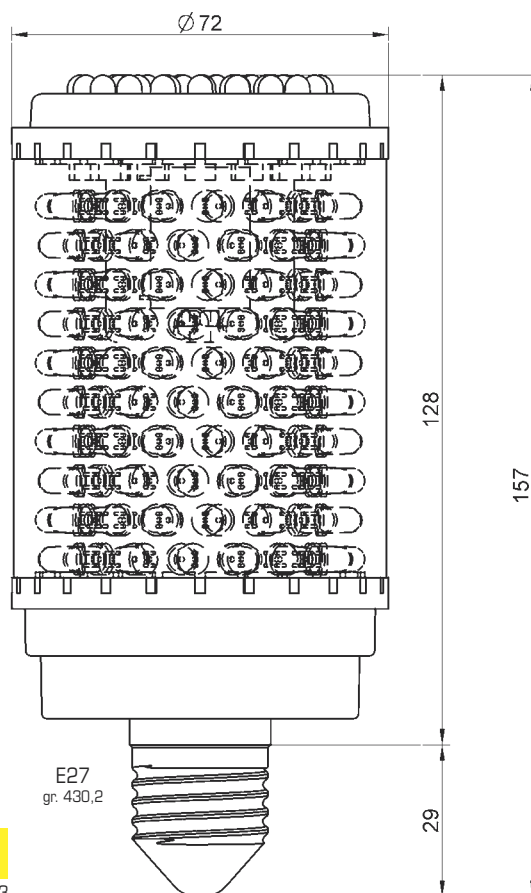
Lampade a LED per SOV (a norme ICAO - annex 14)

LED bulbs for obstruction warning signals (according to ICAO Norms - annex 14)



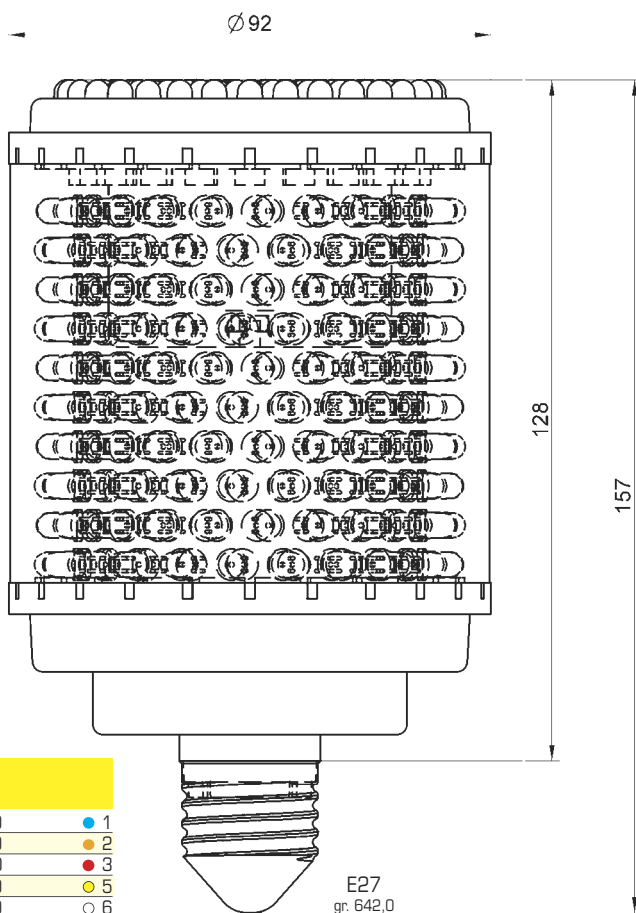
LD SA 1995

Codice Code	LD	Zoccolo Socket
35393	LD SA 1995 EXL	E27 V240



LD SA 3185

Codice Code	LD	Zoccolo Socket	Color
35441	LD SA 3185 EXL	E27 V240	Blue (1)
35442	LD SA 3185 EXL	E27 V240	Orange (2)
35443	LD SA 3185 EXL	E27 V240	Red (3)
35445	LD SA 3185 EXL	E27 V240	Yellow (5)
35446	LD SA 3185 EXL	E27 V240	White (6)
35448	LD SA 3185 EXL	E27 V240	Green (8)



Linea lampade a Led . Led bulbs range

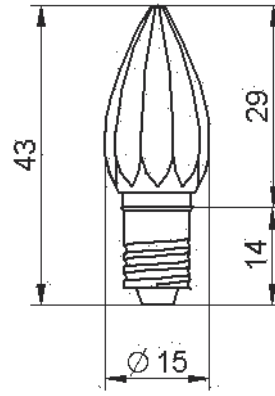
Lampade a LED votive

Votive LED bulbs

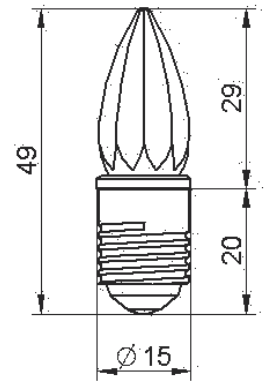


LDV 2.5

Codice Code	LD	Zoccolo Socket		
37965	LDV 2.5	E10 V12	●	5
37963	LDV 2.5 R	E10 V12	○	6
37966	LDV 2.5 G	E10 V12	○	6
37960	LDV 2.5 EXL	E10 V12	○	6
37975	LDV 2.5	E10 V24	●	5
37973	LDV 2.5 R	E10 V24	○	6
37976	LDV 2.5 G	E10 V24	○	6
37970	LDV 2.5 EXL	E10 V24	○	6
37985	LDV 2.5	E14 V12	●	5
37983	LDV 2.5 R	E14 V12	○	6
37986	LDV 2.5 G	E14 V12	○	6
37980	LDV 2.5 EXL	E14 V12	○	6
37995	LDV 2.5	E14 V24	●	5
37993	LDV 2.5 R	E14 V24	○	6
37996	LDV 2.5 G	E14 V24	○	6
37990	LDV 2.5 EXL	E14 V24	○	6



E10
gr. 12,0




E14
gr. 15,0

LAMPADE A LED SEMAFORICHE

LED LAMPS FOR TRAFFIC LIGHTS

Linea lampade a Led . Led bulbs range



FEU LED 300

FEU LED 200

LD	Colore Colour	Tensione Voltage	mA	LD	Colore Colour	Tensione Voltage	mA	LD	Colore Colour	Tensione Voltage	mA
LDE S	● 3	6	22	LD 015F	● 8	110	17	LD 044F	● 8	24	16
LDE S	● 3	12	17	LD 015F	● 8	240	18	LD 044F	● 8	48	17
LDE S	● 3	24	14	LD 015F	● 1	6	20	LD 044F	● 8	110	17
LDE S	● 3	48	15	LD 015F	● 1	12	20	LD 044F	● 8	240	18
LDE S	● 3	110	5	LD 015F	● 1	24	20	LD 044F	● 1	12	24
LDE S	● 3	240	4,5	LD 015F	● 1	48	17	LD 044F	● 1	24	17
LDE S	● 5	6	22	LD 015F	● 1	110	17	LD 044F	● 1	48	17
LDE S	● 5	12	17	LD 015F	● 1	240	18	LD 044F	● 1	110	17
LDE S	● 5	24	14	LD 024F	● 3	12	25	LD 044F	● 1	240	18
LDE S	● 5	48	15	LD 024F	● 3	24	18	LD 063 F	● 3	24	16
LDE S	● 5	110	5	LD 024F	● 3	48	18	LD 063 F	● 3	48	17
LDE S	● 5	240	4,5	LD 024F	● 3	110	15	LD 063 F	● 3	110	18
LDE S	● 2	6	22	LD 024F	● 3	240	16	LD 063 F	● 3	240	18
LDE S	● 2	12	17	LD 024F	● 5	12	25	LD 063 F	● 5	24	16
LDE S	● 2	24	14	LD 024F	● 5	24	18	LD 063 F	● 5	48	17
LDE S	● 2	48	15	LD 024F	● 5	48	18	LD 063 F	● 5	110	18
LDE S	● 2	110	5	LD 024F	● 5	110	15	LD 063 F	● 5	240	18
LDE S	● 2	240	4,5	LD 024F	● 5	240	16	LD 063 F	○ 6	24	16
LDE S	○ 6	6	17	LD 024F	○ 6	12	22	LD 063 F	○ 6	48	17
LDE S	○ 6	12	15	LD 024F	○ 6	24	14	LD 063 F	○ 6	110	18
LDE S	○ 6	24	14	LD 024F	○ 6	48	15	LD 063 F	○ 6	240	18
LDE S	○ 6	48	15	LD 024F	○ 6	110	15	LD 063 F	● 8	24	16
LDE S	○ 6	110	5	LD 024F	○ 6	240	16	LD 063 F	● 8	48	17
LDE S	○ 6	240	4,5	LD 024F	● 1	12	22	LD 063 F	● 8	110	18
LDE S	● 8	6	17	LD 024F	● 1	24	14	LD 063 F	● 8	240	18
LDE S	● 8	12	15	LD 024F	● 1	48	15	LD 063 F	● 1	24	16
LDE S	● 8	24	14	LD 024F	● 1	110	15	LD 063 F	● 1	48	17
LDE S	● 8	48	15	LD 024F	● 1	240	16	LD 063 F	● 1	110	18
LDE S	● 8	110	5	LD 034F	● 3	12	26	LD 063 F	● 1	240	18
LDE S	● 8	240	4,5	LD 034F	● 3	24	19	LD 3.5.4 C	● 3	12	50
LDE S	● 1	6	17	LD 034F	● 3	48	19	LD 3.5.4 C	● 3	24	40
LDE S	● 1	12	15	LD 034F	● 3	110	16	LD 3.5.4 C	● 3	110	45
LDE S	● 1	24	14	LD 034F	● 3	240	17	LD 3.5.4 C	● 3	240	50
LDE S	● 1	48	15	LD 034F	● 5	12	26	LD 3.5.4 C	● 2	12	50
LDE S	● 1	110	5	LD 034F	● 5	24	19	LD 3.5.4 C	● 2	24	40
LDE S	● 1	240	4,5	LD 034F	● 5	48	19	LD 3.5.4 C	● 2	110	45
LD 015F	● 3	6	20	LD 034F	● 5	110	16	LD 3.5.4 C	● 2	240	50
LD 015F	● 3	12	21	LD 034F	● 5	240	17	LD 3.5.4 C	○ 6	12	60
LD 015F	● 3	24	21	LD 034F	○ 6	12	23	LD 3.5.4 C	○ 6	24	40
LD 015F	● 3	48	21	LD 034F	○ 6	24	15	LD 3.5.4 C	○ 6	110	45
LD 015F	● 3	110	17	LD 034F	○ 6	48	16	LD 3.5.4 C	○ 6	240	50
LD 015F	● 3	240	18	LD 034F	○ 6	110	16	LD 3.5.4 C	● 4	12	55
LD 015F	● 5	6	20	LD 034F	○ 6	240	17	LD 3.5.4 C	● 4	24	40
LD 015F	● 5	12	21	LD 034F	● 1	12	23	LD 3.5.4 C	● 4	110	45
LD 015F	● 5	24	21	LD 034F	● 1	24	16	LD 3.5.4 C	● 4	240	50
LD 015F	● 5	48	21	LD 034F	● 1	48	16	LD 3.5.4 C	● 1	12	90
LD 015F	● 5	110	17	LD 034F	● 1	110	16	LD 3.5.4 C	● 1	24	55
LD 015F	● 5	240	18	LD 034F	● 1	240	17	LD 3.5.4 C	● 1	110	60
LD 015F	● 2	6	20	LD 044F	● 3	12	27	LD 3.5.4 C	● 1	240	70
LD 015F	● 2	12	21	LD 044F	● 3	24	20	LD 4.5.4 C	● 3	12	90
LD 015F	● 2	24	21	LD 044F	● 3	48	20	LD 4.5.4 C	● 3	24	45
LD 015F	● 2	48	21	LD 044F	● 3	110	17	LD 4.5.4 C	● 3	110	45
LD 015F	● 2	110	17	LD 044F	● 3	240	18	LD 4.5.4 C	● 3	240	50
LD 015F	● 2	240	18	LD 044F	● 5	12	27	LD 4.5.4 C	● 2	12	85
LD 015F	○ 6	6	24	LD 044F	● 5	24	20	LD 4.5.4 C	● 2	24	45
LD 015F	○ 6	12	24	LD 044F	● 5	48	20	LD 4.5.4 C	● 2	110	40
LD 015F	○ 6	24	20	LD 044F	● 5	110	17	LD 4.5.4 C	● 2	240	50
LD 015F	○ 6	48	17	LD 044F	● 5	240	18	LD 4.5.4 C	○ 6	12	90
LD 015F	○ 6	110	17	LD 044F	○ 6	12	24	LD 4.5.4 C	○ 6	24	50
LD 015F	○ 6	240	18	LD 044F	○ 6	24	17	LD 4.5.4 C	○ 6	110	45
LD 015F	● 8	6	20	LD 044F	○ 6	48	17	LD 4.5.4 C	○ 6	240	55
LD 015F	● 8	12	20	LD 044F	○ 6	110	17	LD 4.5.4 C	● 4	12	90
LD 015F	● 8	24	20	LD 044F	○ 6	240	18	LD 4.5.4 C	● 4	24	45
LD 015F	● 8	48	17	LD 044F	● 8	12	24	LD 4.5.4 C	● 4	110	45

LD	Colore Colour	Tensione Voltage	mA	LD	Colore Colour	Tensione Voltage	mA	LD	Colore Colour	Tensione Voltage	mA
LD 4.5.4 C	● 4	240	50	LD 143 F	○ 6	240	18	LD 295 F	● 1	240	35
LD 4.5.4 C	● 1	12	125	LD 143 F	● 8	12	81	LD 495 F	● 3	12	280
LD 4.5.4 C	● 1	24	65	LD 143 F	● 8	24	36	LD 495 F	● 3	24	230
LD 4.5.4 C	● 1	110	60	LD 143 F	● 8	48	21	LD 495 F	● 3	240	25
LD 4.5.4 C	● 1	240	70	LD 143 F	● 8	110	20	LD 495 F	● 5	12	280
LD 3.5.4 SF	● 3	12	50	LD 143 F	● 8	240	16	LD 495 F	● 5	24	230
LD 3.5.4 SF	● 3	24	40	LD 143 F	● 1	12	82	LD 495 F	● 5	240	25
LD 3.5.4 SF	● 3	110	45	LD 143 F	● 1	24	35	LD 495 F	● 2	12	280
LD 3.5.4 SF	● 3	240	50	LD 143 F	● 1	48	21	LD 495 F	● 2	24	230
LD 3.5.4 SF	● 2	12	50	LD 143 F	● 1	110	20	LD 495 F	● 2	240	25
LD 3.5.4 SF	● 2	24	40	LD 143 F	● 1	240	16	LD 495 F	○ 6	12	270
LD 3.5.4 SF	● 2	110	45	LD 145 F	● 3	12	80	LD 495 F	○ 6	24	190
LD 3.5.4 SF	● 2	240	50	LD 145 F	● 3	24	42	LD 495 F	○ 6	240	20
LD 3.5.4 SF	○ 6	12	60	LD 145 F	● 3	48	32	LD 495 F	● 8	12	270
LD 3.5.4 SF	○ 6	24	40	LD 145 F	● 3	110	18	LD 495 F	● 8	24	190
LD 3.5.4 SF	○ 6	110	45	LD 145 F	● 3	240	17	LD 495 F	● 8	240	20
LD 3.5.4 SF	○ 6	240	50	LD 145 F	● 5	12	80	LD 495 F	● 1	12	270
LD 3.5.4 SF	● 4	12	55	LD 145 F	● 5	24	40	LD 495 F	● 1	24	190
LD 3.5.4 SF	● 4	24	40	LD 145 F	● 5	48	32	LD 495 F	● 1	240	20
LD 3.5.4 SF	● 4	110	45	LD 145 F	● 5	110	18	LD 1085 F	● 3	24	380
LD 3.5.4 SF	● 4	240	50	LD 145 F	● 5	240	17	LD 1085 F	● 3	240	50
LD 3.5.4 SF	● 1	12	90	LD 145 F	● 2	12	80	LD 1085 F	● 5	24	380
LD 3.5.4 SF	● 1	24	55	LD 145 F	● 2	24	42	LD 1085 F	● 5	240	50
LD 3.5.4 SF	● 1	110	60	LD 145 F	● 2	48	32	LD 1085 F	● 2	24	380
LD 3.5.4 SF	● 1	240	70	LD 145 F	● 2	110	18	LD 1085 F	● 2	240	50
LD 4.5.4 SF	● 3	12	90	LD 145 F	● 2	240	17	LD 1085 F	○ 6	24	320
LD 4.5.4 SF	● 3	24	45	LD 145 F	○ 6	12	82	LD 1085 F	○ 6	240	35
LD 4.5.4 SF	● 3	110	45	LD 145 F	○ 6	24	35	LD 1085 F	● 8	24	320
LD 4.5.4 SF	● 3	240	50	LD 145 F	○ 6	48	21	LD 1085 F	● 8	240	35
LD 4.5.4 SF	● 2	12	85	LD 145 F	○ 6	110	20	LD 1085 F	● 1	24	320
LD 4.5.4 SF	● 2	24	45	LD 145 F	○ 6	240	16	LD 1085 F	● 1	240	35
LD 4.5.4 SF	● 2	110	40	LD 145 F	● 8	12	82	LD 37Q F	● 3	240	60
LD 4.5.4 SF	● 2	240	50	LD 145 F	● 8	24	35	LD 37Q F	● 2	240	55
LD 4.5.4 SF	○ 6	12	90	LD 145 F	● 8	48	21	LD 37Q F	● 8	240	60
LD 4.5.4 SF	○ 6	24	50	LD 145 F	● 8	110	20	LD 51Q F	● 3	240	45
LD 4.5.4 SF	○ 6	110	45	LD 145 F	● 8	240	16	LD 51Q F	● 2	240	45
LD 4.5.4 SF	○ 6	240	55	LD 145 F	● 1	12	82	LD 51Q F	● 8	240	40
LD 4.5.4 SF	● 4	12	90	LD 145 F	● 1	24	35	LD 100Q F	● 3	240	110
LD 4.5.4 SF	● 4	24	45	LD 145 F	● 1	48	21	LD 100Q F	● 2	240	105
LD 4.5.4 SF	● 4	110	45	LD 145 F	● 1	110	20	LD 100Q F	● 8	240	80
LD 4.5.4 SF	● 4	240	50	LD 145 F	● 1	240	16	LD 103	● 3	12	82
LD 4.5.4 SF	● 1	12	125	LD 295 F	● 3	24	85	LD 103	● 3	24	43
LD 4.5.4 SF	● 1	24	65	LD 295 F	● 3	48	65	LD 103	● 3	48	18
LD 4.5.4 SF	● 1	110	60	LD 295 F	● 3	110	40	LD 103	● 3	110	16
LD 4.5.4 SF	● 1	240	70	LD 295 F	● 3	240	35	LD 103	● 3	240	17
LD 143 F	● 3	12	80	LD 295 F	● 5	24	85	LD 103	● 5	12	82
LD 143 F	● 3	24	41	LD 295 F	● 5	48	65	LD 103	● 5	24	43
LD 143 F	● 3	48	32	LD 295 F	● 5	110	40	LD 103	● 5	48	18
LD 143 F	● 3	110	17	LD 295 F	● 5	240	35	LD 103	● 5	110	16
LD 143 F	● 3	240	16	LD 295 F	● 2	24	85	LD 103	● 5	240	17
LD 143 F	● 5	12	80	LD 295 F	● 2	48	65	LD 103	● 2	12	82
LD 143 F	● 5	24	41	LD 295 F	● 2	110	40	LD 103	● 2	24	43
LD 143 F	● 5	48	32	LD 295 F	● 2	240	35	LD 103	● 2	48	18
LD 143 F	● 5	110	17	LD 295 F	○ 6	24	85	LD 103	● 2	110	16
LD 143 F	● 5	240	16	LD 295 F	○ 6	48	65	LD 103	● 2	240	17
LD 143 F	● 2	12	80	LD 295 F	○ 6	110	40	LD 103	○ 6	12	84
LD 143 F	● 2	24	41	LD 295 F	○ 6	240	35	LD 103	○ 6	24	43
LD 143 F	● 2	48	32	LD 295 F	● 8	24	85	LD 103	○ 6	48	18
LD 143 F	● 2	110	17	LD 295 F	● 8	48	65	LD 103	○ 6	110	16
LD 143 F	● 2	240	16	LD 295 F	● 8	110	40	LD 103	○ 6	240	17
LD 143 F	○ 6	12	81	LD 295 F	● 8	240	35	LD 4.5.4 WO	● 3	12	90
LD 143 F	○ 6	24	34	LD 295 F	● 1	24	85	LD 4.5.4 WO	● 3	24	45
LD 143 F	○ 6	48	21	LD 295 F	● 1	48	65	LD 4.5.4 WO	● 3	110	45
LD 143 F	○ 6	110	20	LD 295 F	● 1	110	40	LD 4.5.4 WO	● 3	240	50

LD	Colore Colour	Tensione Voltage	mA	LD	Colore Colour	Tensione Voltage	mA	LD	Colore Colour	Tensione Voltage	mA
LD 4.5.4 WO	● 2	12	85	LD 205	○ 6	110	25	LD 345	● 8	48	70
LD 4.5.4 WO	● 2	24	45	LD 205	○ 6	240	22	LD 345	● 8	110	30
LD 4.5.4 WO	● 2	110	40	LD 205	● 8	12	143	LD 345	● 8	240	30
LD 4.5.4 WO	● 2	240	50	LD 205	● 8	24	75	LD 345	● 1	12	185
LD 4.5.4 WO	○ 6	12	90	LD 205	● 8	48	42	LD 345	● 1	24	115
LD 4.5.4 WO	○ 6	24	50	LD 205	● 8	110	25	LD 345	● 1	48	70
LD 4.5.4 WO	○ 6	110	45	LD 205	● 8	240	22	LD 345	● 1	110	30
LD 4.5.4 WO	○ 6	240	55	LD 205	● 1	12	143	LD 345	● 1	240	30
LD 4.5.4 WO	● 4	12	90	LD 205	● 1	24	75	LD 405	● 3	12	210
LD 4.5.4 WO	● 4	24	45	LD 205	● 1	48	42	LD 405	● 3	24	125
LD 4.5.4 WO	● 4	110	45	LD 205	● 1	110	25	LD 405	● 3	48	75
LD 4.5.4 WO	● 4	240	50	LD 205	● 1	240	22	LD 405	● 3	110	32
LD 4.5.4 WO	● 1	12	125	LD 305	● 3	12	180	LD 405	● 3	240	32
LD 4.5.4 WO	● 1	24	65	LD 305	● 3	24	110	LD 405	● 5	12	210
LD 4.5.4 WO	● 1	110	60	LD 305	● 3	48	65	LD 405	● 5	24	125
LD 4.5.4 WO	● 1	240	70	LD 305	● 3	110	30	LD 405	● 5	48	75
LD 105	● 3	12	81	LD 305	● 3	240	30	LD 405	● 5	110	32
LD 105	● 3	24	38	LD 305	● 5	12	180	LD 405	● 5	240	32
LD 105	● 3	48	18	LD 305	● 5	24	110	LD 405	● 2	12	210
LD 105	● 3	110	16	LD 305	● 5	48	65	LD 405	● 2	24	125
LD 105	● 3	240	17	LD 305	● 5	110	30	LD 405	● 2	48	75
LD 105	● 5	12	81	LD 305	● 5	240	30	LD 405	● 2	110	32
LD 105	● 5	24	38	LD 305	● 2	12	180	LD 405	● 2	240	32
LD 105	● 5	48	18	LD 305	● 2	24	110	LD 405	○ 6	12	210
LD 105	● 5	110	16	LD 305	● 2	48	65	LD 405	○ 6	24	125
LD 105	● 5	240	17	LD 305	● 2	110	30	LD 405	○ 6	48	75
LD 105	● 2	12	81	LD 305	● 2	240	30	LD 405	○ 6	110	32
LD 105	● 2	24	38	LD 305	○ 6	12	180	LD 405	○ 6	240	32
LD 105	● 2	48	18	LD 305	○ 6	24	110	LD 405	● 8	12	210
LD 105	● 2	110	16	LD 305	○ 6	48	65	LD 405	● 8	24	125
LD 105	● 2	240	17	LD 305	○ 6	110	30	LD 405	● 8	48	75
LD 105	○ 6	12	80	LD 305	○ 6	240	30	LD 405	● 8	110	32
LD 105	○ 6	24	40	LD 305	● 8	12	180	LD 405	● 8	240	32
LD 105	○ 6	48	20	LD 305	● 8	24	110	LD 405	● 1	12	210
LD 105	○ 6	110	16	LD 305	● 8	48	65	LD 405	● 1	24	125
LD 105	○ 6	240	17	LD 305	● 8	110	30	LD 405	● 1	48	75
LD 105	● 8	12	80	LD 305	● 8	240	30	LD 405	● 1	110	32
LD 105	● 8	24	40	LD 305	● 1	12	180	LD 405	● 1	240	32
LD 105	● 8	48	20	LD 305	● 1	24	110	LD 445	● 3	12	250
LD 105	● 8	110	16	LD 305	● 1	48	65	LD 445	● 3	24	150
LD 105	● 8	240	17	LD 305	● 1	110	30	LD 445	● 3	48	80
LD 105	● 1	12	80	LD 305	● 1	240	30	LD 445	● 3	110	35
LD 105	● 1	24	40	LD 345	● 3	12	185	LD 445	● 3	240	35
LD 105	● 1	48	20	LD 345	● 3	24	115	LD 445	● 5	12	250
LD 105	● 1	110	16	LD 345	● 3	48	70	LD 445	● 5	24	150
LD 105	● 1	240	17	LD 345	● 3	110	30	LD 445	● 5	48	80
LD 205	● 3	12	140	LD 345	● 3	240	30	LD 445	● 5	110	35
LD 205	● 3	24	74	LD 345	● 5	12	185	LD 445	● 5	240	35
LD 205	● 3	48	40	LD 345	● 5	24	115	LD 445	● 2	12	250
LD 205	● 3	110	24	LD 345	● 5	48	70	LD 445	● 2	24	150
LD 205	● 3	240	21	LD 345	● 5	110	30	LD 445	● 2	48	80
LD 205	● 5	12	140	LD 345	● 5	240	30	LD 445	● 2	110	35
LD 205	● 5	24	74	LD 345	● 2	12	185	LD 445	● 2	240	35
LD 205	● 5	48	40	LD 345	● 2	24	115	LD 445	○ 6	12	250
LD 205	● 5	110	24	LD 345	● 2	48	70	LD 445	○ 6	24	150
LD 205	● 5	240	21	LD 345	● 2	110	30	LD 445	○ 6	48	80
LD 205	● 2	12	140	LD 345	● 2	240	30	LD 445	○ 6	110	35
LD 205	● 2	24	74	LD 345	○ 6	12	185	LD 445	○ 6	240	35
LD 205	● 2	48	40	LD 345	○ 6	24	115	LD 445	● 8	12	250
LD 205	● 2	110	24	LD 345	○ 6	48	70	LD 445	● 8	24	150
LD 205	● 2	240	21	LD 345	○ 6	110	30	LD 445	● 8	48	80
LD 205	○ 6	12	143	LD 345	○ 6	240	30	LD 445	● 8	110	35
LD 205	○ 6	24	75	LD 345	● 8	12	185	LD 445	● 8	240	35
LD 205	○ 6	48	42	LD 345	● 8	24	115	LD 445	● 1	12	250

LD	Colore Colour	Tensione Voltage	mA	LD	Colore Colour	Tensione Voltage	mA	LD	Colore Colour	Tensione Voltage	mA
LD 445	● 1	24	150	LD 545	● 8	48	85	LD 605	○ 6	110	40
LD 445	● 1	48	80	LD 545	● 8	110	40	LD 605	○ 6	240	40
LD 445	● 1	110	35	LD 545	● 8	240	40	LD 605	● 8	12	310
LD 445	● 1	240	35	LD 545	● 1	12	300	LD 605	● 8	24	180
LD 545	● 3	12	300	LD 545	● 1	24	185	LD 605	● 8	48	85
LD 545	● 3	24	185	LD 545	● 1	48	85	LD 605	● 8	110	40
LD 545	● 3	48	85	LD 545	● 1	110	40	LD 605	● 8	240	40
LD 545	● 3	110	40	LD 545	● 1	240	40	LD 605	● 1	12	310
LD 545	● 3	240	40	LD 605	● 3	12	310	LD 605	● 1	24	180
LD 545	● 5	12	300	LD 605	● 3	24	180	LD 605	● 1	48	85
LD 545	● 5	24	185	LD 605	● 3	48	85	LD 605	● 1	110	40
LD 545	● 5	48	85	LD 605	● 3	110	40	LD 605	● 1	240	40
LD 545	● 5	110	40	LD 605	● 3	240	40	LD SO 545	● 3	240	25
LD 545	● 5	240	40	LD 605	● 5	12	310	LD SO 905	● 3	12	1500
LD 545	● 2	12	300	LD 605	● 5	24	180	LD SO 905	● 3	24	350
LD 545	● 2	24	185	LD 605	● 5	48	85	LD SO 905	● 3	240	20
LD 545	● 2	48	85	LD 605	● 5	110	40	LD SO 1505	● 3	240	55
LD 545	● 2	110	40	LD 605	● 5	240	40	LD SO 2105	● 3	240	75
LD 545	● 2	240	40	LD 605	● 2	12	310	LD SA 835	● 3	240	43
LD 545	○ 6	12	300	LD 605	● 2	24	180	LD SA 1195	● 3	12	2000
LD 545	○ 6	24	185	LD 605	● 2	48	85	LD SA 1195	● 3	24	430
LD 545	○ 6	48	85	LD 605	● 2	110	40	LD SA 1195	● 3	240	35
LD 545	○ 6	110	40	LD 605	● 2	240	40	LD SA 1395	● 3	240	80
LD 545	○ 6	240	40	LD 605	○ 6	12	310	LD SA 1995	● 3	240	75
LD 545	● 8	12	300	LD 605	○ 6	24	180	LD SA 3185	● 3	240	12
LD 545	● 8	24	185	LD 605	○ 6	48	85				

italian
quality



Made in Italy

Industria
Leader

SIRENA S.p.A.

Linea antideflagrante ATEX

Explosion-proof ATEX range



Linea antideflagrante Atex
Explosion-proof Atex range

Spia luminosa Atex
Atex warning light

286



EX 045 LD PAG SP

Linea luminosa Atex
Atex luminous range

286-299



EX 050 OVO
EX 050 LD 125 OVO
EX 050 OVO X



EX 070 MF
EX 070 LD 365 MN
EX 070 XF



EX 070 MAF
EX 070 LD 455 MX
EX 070 MXF



EX 080 BABY
EX 080 LD 365 BABY
EX 080 BABY X



EX 080 BABY R



EX 080 LA
EX 080 LD 455 LA
EX 080 LA X



EX 080 RA



EX 0100 STL
EX 0100 LD 865 STB
EX 0100 STF

Lampade Atex
Atex lamps

300-303



EX 070 LF 100 EX 080 LF 200



EX 050 LD EX 070 LD EX 080 LD

Linea acustica Atex
Atex acoustic range

304



ETS30/100DB ETS60/109DB



ETS60/114DB ETH12 MD ETH20 MD

Interruttori di emergenza Atex
Atex emergency switches

305



EX 025 PAG
EX 035 PAG PCS

Legend - Legende - Leyenda

voltaggio voltage tension Spannung voltaje
corrente current courant Strom corriente
 === DC
 ~ AC
frequenza frequency fréquence Frequenz frecuencia
energia energy énergie Energie energia
1F= monolampo single flash - simple éclat Einzelblitz - destello simple
2F= bilampo double flash - double éclat Doppelblitz - destello doble
lampi o giri per minuto Flash/min or r.p.m.
 flashes or rotations per minute Flash/min or r.p.m.
 éclats ou tours par minute Flash/min ou r.p.m.
 Blitze oder Umdrehungen pro Minute Flash/min oder r.p.m.
 destellos o rotaciones por minuto Flash/min o r.p.m.

grado IP: corpi solidi e acqua
 IP rating: solid bodies and water
 degré IP: corps solides et eau
 IP-Schutzart: feste Fremdkörper-Wasser
 grado de IP: cuerpos sólidos y agua

voltaggio V 12÷24-110-240 (±10%)
IP 66
temperatura di funzionamento operating temperature range température de fonctionnement Betriebstemperatur temperatura operativa
servizio continuo continuous operation service continu Dauerbetrieb servicio continuo
propagazione luce light diffusion diffusion de la lumière Lichtstrahlung propagación de la luz
colore della cupola dome colours couleurs du dôme Haubenfarben colores de la cúpula
 1 = blu - blue - bleu - Blau - azul
 2 = arancio - amber - orange - Gelb - ámbar
 3 = rosso - red - rouge - Rot - rojo
 4 = verde - green - vert - Grün - verde
 5 = giallo - yellow - jaune - Hellgelb - amarillo
 6 = neutro - clear - transparent - Farblos - claro

energia 50/60 Hz
J 2
2F
Flash/min 65±10
materiale cupola dome material matériel du dôme Haubenmaterial material de la cúpula
PC: policarbonato polycarbonate polycarbonate Polycarbonat policarbonato
tipo filettatura type of thread type de filetage Gewinde tipo de rosca

*** filetti, adattatori e pressacavi disponibili a richiesta**
 threads, adapters and pressure glands available on request
 filets, adaptateurs et presse-étoupe disponibles sur demande
 Gewinde, Passtücke und Kabeldurchführungen lieferbar auf Anfrage
 roscas, adaptadores y prensaestopas disponibles bajo demanda

Informazioni tecniche relative alle più importanti caratteristiche elettriche e prestazioni funzionali Technical information regarding the most important functional and electrical characteristics Informations techniques concernant les caractéristiques électriques et fonctionnelles les plus importantes Technische Informationen über die wichtigsten elektrischen und Funktionsmerkmale Informaciones técnicas sobre las características eléctricas y prestaciones funcionales más importantes

voltaggio corrente alternata alternating current voltage tension courant alternatif Spannung Wechselstrom voltaje corriente alterna
voltaggio corrente continua direct current voltage tension courant continu Spannung Gleichstrom voltaje corriente continua
omologazione approval homologation Genehmigung homologación
temperatura massima superficiale maximum surface temperature température maximale de surface Max. Oberflächentemperatur temperatura máxima de superficie

Tipi di sorgente luminosa:
 Type of luminous source:
 Type de source lumineuse:
 Lichtquellentyp:
 Tipo de fuente luminosa:

lampada a filamento filament bulb ampoule à filament Glühlampe lámpara incandescente
lampada alogena halogen bulb ampoule halogène Halogenlampe lámpara halógena
tubo a scarica allo xeno 1J xenon tube 1J tube au xénon 1J Xenon-Blitzröhre 1J tubo de descarga de xenón 1J
tubo a scarica allo xeno 2J xenon tube 2J tube au xénon 2J Xenon-Blitzröhre 2J tubo de descarga de xenón 2J
tubo a scarica allo xeno 6J xenon tube 6J tube au xénon 6J Xenon-Blitzröhre 6J tubo de descarga de xenón 6J
tubo a scarica allo xeno 15J xenon tube 15J tube au xénon 15J Xenon-Blitzröhre 15J tubo de descarga de xenón 15J

assorbimento di corrente current consumption consommation de courant Stromverbrauch consumo de corriente
candele di picco misurate con cupola neutra peak candelas with clear dome
 candelas de pic avec dôme incolore
 Spitzenwert-Candelas mit farbloser Haube
 candelas/pico con cúpula incolore

	V ===	12	24	48	-	-
BA 15s 45W	V ~	12	24	48	110	240
LR BA 15s 45W	A	3.8	1.9	0.9	0.36	0.17
E 14 40W	Cd (p)	540	405	270	225	225
LR E 14S 40W						

CESI 05 ATEX 043 T6

Tutti i prodotti sono imballati in casse di legno
 All products are packed in wooden boxes
 Tous les produits sont emballés dans des boîtes en bois
 Alle Produkte sind in Holzkasten verpackt
 Todos los productos son embalados en cajas de madera

CODIFICA: es. / CODIFICATION: ex. / CODIFICACION: ex. CODIERUNG: Beispiel / CODIFICACION: ej.

EX	070	XF	110	AC	1
Antideflagrante Explosion-proof Antidéflagrant Explosionsgeschützt Antideflagrante	Codice armatura Housing code Code enveloppe Kapselung Code Código carcasa	Descrizione Description Description Bezeichnung Descripción	Voltaggio Voltage Tension Spannung Voltaje	Corrente Current Courant Stromart Corriente	Colore Colour Couleur Farbe Color
L = luce lampeggiante flashing light lumière clignotante Blinklicht luz intermitente		lumière à éclats Blitzlicht luz de xenón		DA = corrente continua e alternata direct and alternating current courant continu et alternatif Gleichstrom und Wechselstrom corriente continua y alterna	
F = luce fissa continuous light lumière fixe Dauerlicht luz fija		D = corrente continua direct current courant continu Gleichstrom corriente continua		LD = LED integrati/lampada a LED LED integrated/LED bulb LED intégrées/Ampoule à LED Integrierte LED/LED Leuchtmittel LED'S integrados / Lámpara de LED'S	
X = luce xeno xenon flashing light		A = corrente alternata alternating current courant alternatif Wechselstrom corriente alterna			



I nostri prodotti antideflagranti sono omologati secondo la: **Direttiva 94/9/Ec "ATEX"**

La nuova direttiva Atex Appendice 4 e Appendice 7, prevede che i produttori di Apparecchiature elettriche che possono essere utilizzate in zone di pericolo di esplosione per la presenza di gas, vapori, nebbie o polveri infiammabili abbiano un sistema di qualità certificato secondo la norma ISO 9000, con Piani Qualità espressamente definiti per la progettazione, produzione, il controllo e assistenza di tali apparecchiature e che questo sia verificato costantemente da un organismo notificato. Sirena ha ottenuto il certificato dall'Istituto Masini, che è un organismo notificato n° 0068. Il certificato che attesta la conformità ai dettami della Direttiva ATEX è 0068/QPR-AT/031-2005.

CLASSIFICAZIONE DELLE AREE PERICOLOSE IN EUROPA PER PRESENZA DI GAS

In Europa viene seguita la norma EN 60079-10, in base a questa ogni luogo pericoloso per presenza di gas o vapori deve essere classificato secondo la suddivisione in una delle tre zone previste dalla normativa:

ZONA 0	È un'area nella quale una miscela di gas esplosiva è presente in maniera continuativa (es: interno di un serbatoio di benzina).
ZONA 1	È un'area nella quale una miscela di gas esplosiva può essere presente durante il normale funzionamento dell'impianto.
ZONA 2	È un'area nella quale una miscela di gas non è normalmente presente, e nel caso lo sia lo è solo per brevi periodi di tempo.

Ogni altra parte dell'impianto viene considerata **AREA SICURA**

CLASSIFICAZIONE DELLE AREE PERICOLOSE IN EUROPA PER PRESENZA DI POLVERI

In Europa viene seguita la norma EN 50281-1-1, in base a questa ogni luogo pericoloso per presenza di polveri deve essere classificato secondo la suddivisione in una delle tre zone previste dalla normativa:

ZONA 20	È un'area nella quale una polvere esplosiva è presente in maniera continuativa.
ZONA 21	È un'area in cui una polvere esplosiva può essere presente durante il normale funzionamento dell'impianto.
ZONA 22	È un'area nella quale una polvere esplosiva non è normalmente presente, e nel caso lo sia lo è solo per brevi periodi di tempo.

Ogni altra parte dell'impianto viene considerata **AREA SICURA**

Allo stato attuale in Italia i luoghi di pericolo in base alle sostanze presenti si dividono in:

CLASSE 0	Materiale esplosivo (Dinamite)
CLASSE 1	Gas o Vapori (Benzine)
CLASSE 2	Polveri infiammabili (Magnesio)

MODI DI PROTEZIONE

CRITERI DI BASE

Una volta individuato all'interno di un impianto le varie zone di pericolo è fondamentale operare la scelta sulle apparecchiature elettriche che possono venire installate in quella zona per scongiurare il pericolo di esplosione causato da scintille accidentali o da sovratemperature superficiali. Fondamentalmente i criteri su cui si basano i diversi tipi di protezione sono i seguenti:

A - La possibile esplosione viene contenuta all'interno di apposite custodie a prova di esplosione (Ex-d)

B - Viene aumentata l'affidabilità dei componenti elettrici che non scintillano in modo normale di utilizzo, e viene quindi ridotto a livelli molto bassi il rischio che l'apparecchiatura possa causare un'esplosione (Ex-e; Ex-n).

C - L'energia messa in gioco anche in caso di guasto dell'apparecchio è così bassa da evitare qualsiasi innesco dell'atmosfera esplosiva (Ex-i).

D - Viene impedito il contatto tra il componente elettrico che può essere causa di innesco e l'atmosfera esplosiva (Ex-m; Ex-o; Ex-q; Ex-p).

Classificazioni delle apparecchiature

Categoria di pericolo	EUROPA	Energia di innesco
Metano	Gruppo I (Miniere)	-
Acetilene	Gruppo IIC	> 20μ joules
Idrogeno	Gruppo IIC	> 20μ joules
Etilene	Gruppo IIB	> 60μ joules
Propano	Gruppo IIA	> 180μ joules
Polveri metalliche	In preparazione	Più difficilmente innescabili
Polveri di carbone		
Polveri di grano		
Fibre		

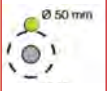

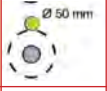












Normativa Comunitaria Europea

REGOLE GENERALI		EN 60079-0
Ex"o"	Immersione in olio	EN 50015
Ex"p"	Sovrapressione interna	EN 60079-2
Ex"q"	Costruzione sotto sabbia	EN 50017
Ex"d"	Custodie a prova di esplosione	EN 60079-1
Ex"e"	Sicurezza aumentata	EN 60079-7
Ex"i"	Sicurezza intrinseca	EN 60079-11
Ex"m"	Immersione in resina	EN 60079-18

Classificazione delle massime temperature superficiali

Massima temperatura superficiale (°C)	450	300	200	135	100	85
EUROPA	T1	T2	T3	T4	T5	T6

INDICE DI PROTEZIONE (EN 60529)

Prima cifra: protezione contro corpi solidi estranei			Seconda cifra: protezione contro l'acqua		
IP			IP		
0		Non protetto	0		Non protetto
1		Protetto contro corpi solidi estranei superiori a 50 mm (es. contatto involontario della mano)	1		Protetto contro la caduta verticale di gocce d'acqua (condensa)
2		Protetto contro corpi solidi estranei superiori a 12,5 mm (es. dito della mano)	2		Protetto contro la caduta verticale di gocce d'acqua con un'inclinazione fino a 15°
3		Protetto contro corpi solidi estranei superiori a 2,5 mm (es. utensili e viti)	3		Protetto contro la caduta verticale di pioggia con un'inclinazione fino a 60°
4		Protetto contro corpi solidi estranei superiori a 1 mm (es. utensili e cavi sottili)	4		Protetto contro gli spruzzi d'acqua da tutte le direzioni
5		Protetto contro la polvere (nessun deposito apprezzabile)	5		Protetto contro i getti d'acqua da tutte le direzioni
6		Totalmente protetto contro la polvere	6		Totalmente protetto contro i getti d'acqua potenti
			7		Protetto contro gli effetti dell'immersione
			8		Protetto contro gli effetti dell'immersione continua in condizioni specificate

Gruppi di custodie adatte per particolari gas o vapori infiammabili

GRUPPO	MESG (mm)	Gas o vapore
I		Metano (grisou)
IIA	0,9 < MESG	Acetato di amile Acetato di etile Acetato di metile Acetato di N-butile Acetato di N-propile Acetone Alcol amilico Alcol butilico Alcol etilico Ammoniaca Benzene Butano Cicloesano Cloroetilene Decano Eptano Esano Etanolo Etil-metil-chetone Gas di alto forno Iso-Butanolo Iso-Ottano Metano industriale Metanolo Monossido di carbonio Nitrato di etilene N-Butanolo Ossido di carbonio Pentano Propano Xilene
IIB	0,5 < MESG 0,9	Buta 1:3-diene Etere dietilico Etilene Gas di città Gas di forno a coke Ossido di etilene
IIC	< 0,5 MESG	Acetilene Idrogeno Nitrato di etile Solfuro di carbonio

Caratteristiche tecniche dei prodotti della nostra linea antideflagrante

Corpo in lega di Alluminio esente da rame

Cupola esterna in vetro borosilicato - cupola interna in Policarbonato

Griglia di protezione in acciaio INOX

Verniciatura poliesteri RAL 3020

Direttiva - Norme: 94/9/EC - EN 60079-0 - EN 60079-1

Installazione (secondo EN 60079-10 e EN 50281-1-1):
Zona 1 - Zona 2 - Zona 21 - Zona 22



Our explosion proof products are approved according to: **“ATEX” Directive 94/9/Ec**

The new ATEX directive, Appendices 4 & 7, states that manufacturers of electrical equipment to be used in explosive atmospheres where flammable gases, vapours, fumes or dusts are present, must have a certified quality system according to ISO 9000 with clearly defined quality plans for the design, production, inspection and assistance of such equipment that can be constantly verified by an advisory body. SIRENA has been awarded an ISO certificate by Istituto Masini, notified body no. 0068. The certificate that proves conformity to the ATEX Directive regulations is: 0068/QPR-AT/031-2005.

CLASSIFICATION OF THE HAZARDOUS AREAS IN EUROPE WHERE GAS IS PRESENT

In Europe the EN 60079-10 standard is applicable and all dangerous areas where gas or vapours are present must be classified according to one of the following categories:

ZONE 0	An area where the mixture of explosive gas is constantly present (e.g. the inside of a fuel tank).
ZONE 1	An area where the mixture of explosive gas can be present during the normal operation of the plant.
ZONE 2	An area where the mixture of explosive gas is not normally present, but if it is, only for brief periods of time.

All other areas of the site are considered **SAFE AREAS**

CLASSIFICATION OF THE HAZARDOUS AREAS IN EUROPE WHERE POWDER IS PRESENT

Europe follows the EN 50281-1-1 standard and all dangerous areas where powder is present must be classified according to one of the following categories:

ZONE 20	An area where the mixture of explosive powder is constantly present.
ZONE 21	An area where the mixture of explosive powder can be present during the normal operation of the plant.
ZONE 22	An area where the mixture of explosive powder is not normally present, but if it is, only for brief periods of time.

All other areas of the site are considered **SAFE AREAS**

At the moment, in Italy, the dangerous areas are divided according to the substances present:

CLASS 0	Explosive Materials (Dynamite)
CLASS 1	Gas or Vapours (Fuels)
CLASS 2	Inflammable Powders (Magnesium)

METHODS OF PROTECTION

BASIC PRINCIPLES

Once the various hazardous areas have been identified within a plant, it is essential to study the choice of electrical equipment to be installed in that zone to protect against the danger of explosions caused by accidental sparks or surface overheating. Primarily, the different types of protection are based on the following principles:

A - Potential explosions are contained within an appropriate explosion-proof housing (Ex-d).

B - An increase in the reliability of the electrical components that do not spark under normal use, and therefore the risk that they may cause an explosion is reduced to a very low level (Ex-e; Ex-n)

C - The energy at stake even in case of breakdown is low enough to avoid igniting the explosive atmosphere (Ex-i).

D - Contact is prevented between the electrical component that could act as a trigger and the explosive atmosphere (Ex-m; Ex-o; Ex-q; Ex-p).

Classification of the equipment

Danger category	EUROPE	Ignition energy
Methane	Group I (mines)	-
Ethyl Acetate	Group IIC	> 20μ joules
Hydrogen	Group IIC	> 20μ joules
Ethylene	Group IIB	> 60μ joules
Propane	Group IIA	> 180μ joules
Bushing metal powders	Standard should be issued	With harder ignition
Coal powder		
Grain powder		
Fibre		

European Community Rules

GENERAL RULES		EN 60079-0
Ex"o"	Oil immersed	EN 50015
Ex"p"	Inside pressure	EN 60079-2
Ex"q"	Construction under sand	EN 50017
Ex"d"	Explosion-proof housing	EN 60079-1
Ex"e"	Increased safety	EN 60079-7
Ex"i"	Intrinsic safety	EN 60079-11
Ex"m"	Encapsulation	EN 60079-18

Classification of maximum surface temperature

Max. surface temperature (°C)	450	300	200	135	100	85
EUROPE	T1	T2	T3	T4	T5	T6

DEGREE OF PROTECTION (EN 60529)

First digit: protection against accidental contact and penetration by solid foreign bodies		Second digit: protection against penetration of liquids	
IP		IP	
0	No particular protection	0	No particular protection
1	Protection against solid bodies over 50 mm and against contacts by large surfaces of the human body (e.g. the hands)	1	Protection against the vertical fall of drops of water (e.g. condensation)
2	Protection against solid bodies over 12.5 mm and against finger contact	2	Protection against the vertical fall of drops of water with a maximum incline of 15°
3	Protection against solid bodies over 2.5 mm (e.g. tools, wires)	3	Protection against the vertical fall of drops of water with a maximum incline of 60°
4	Protection against penetration of solid bodies with a diameter or thickness over 1 mm (e.g. wires)	4	Protection against splashes of water from all directions
5	Dust penetration is not fully excluded, but the quantity that penetrates causes no damaging effects	5	Protection against jets of water from all directions
6	No dust penetration is permitted	6	Protection against waves of water or powerful jets
		7	Protection against the effects of immersion
		8	Protection against the effects of prolonged immersion under pressure

Groups of enclosures suitable for a particular flammable gas or vapour

GROUP	MESG (mm)	Gas or vapour
I		Methane (Firedamp)
IIA	0,9 < MESG	Amyl acetate Ethyl acetate Methyl acetate N-Butyl acetate N-Propyl acetate Acetone Amyl alcohol Butyl alcohol Ethanol Ammonia Benzene Butane Ciclohexane Cloroethylene Decane Eptane Esane Ethanol Ethyl-methyl-ketone Blas furnace gas Iso-Butanol Iso-Octane Industrial Methane Methanol Carbon monoxide Ethyl nitrite N-Butanol Carbon monoxide Pentane Propane Xilene
IIB	0,5 < MESG 0,9	Buta 1:3-diene Diethyl ether Ethylene Town gas Coke oven gas Ethylene oxide
IIC	< 0,5 MESG	Acetylene Hydrogen Ethyl nitrate Carbon sulphide

Technical characteristics of our explosion-proof range of products

Copper-free aluminium alloy body

Borosilicate glass external dome - PC internal dome

Stainless steel INOX protective grid

RAL 3020 polyester painted

Directive - Norms: 94/9/EC - EN 60079-0 - EN 60079-1

Installation (according to EN 60079-10 and EN 50281-1-1):
Zone 1 - Zone 2 - Zone 21 - Zone 22



Nos produits antidéflagrants sont homologués selon la: **Directive 94/9/EC "ATEX"**

La nouvelle directive Atex Appendice 4 et Appendice 7, prévoit que les fabricants d'appareils électriques qui peuvent être employés dans des zones à risque d'explosion, vu la présence de gaz, vapeurs, brouillards ou poussières inflammables, disposent d'un système de qualité certifié selon la norme ISO 9000. Ce système prévoit des plans de qualité conçus notamment pour le projet, la production, le contrôle et l'assistance des dits appareils et il est vérifié en continuité par un organisme notifié. Sirena a obtenu le certificat de l'Institut Masini, l'organisme notifié n° 0068. Le certificat qui atteste la conformité selon la Directive Atex est 0068/QPR-AT/031-2005.

CLASSIFICATION DES ZONES DE DANGER EN EUROPE POUR LA PRESENCE DE GAZ

En Europe on suit la norme EN 60079-10, selon laquelle chaque zone dangereuse à cause de la présence de gaz ou vapeurs doit être classifiée selon la subdivision, dans les trois zones prévues par la norme:

ZONE 0	Il s'agit d'une zone dans laquelle un mélange de gaz explosif est toujours présent (ex. : intérieur d'un réservoir d'essence).
ZONE 1	Il s'agit d'une zone dans laquelle un mélange de gaz explosif peut être présent en conditions normales de service de l'installation.
ZONE 2	Il s'agit d'une zone dans laquelle un mélange de gaz n'est normalement pas présent, et au cas où il serait présent, seulement pour une brève période.

Chaque autre partie de l'installation est considérée **ZONE SURE**

CLASSIFICATION DES ZONES DE DANGER EN EUROPE POUR LA PRESENCE DE POUSSIÈRES

En Europe on suit la norme EN 50281-1-1, selon laquelle chaque zone dangereuse à cause de la présence de poussières, doit être classifiée selon la subdivision, dans les trois zones prévues par la norme:

ZONE 20	Il s'agit d'une zone dans laquelle la poussière explosive est toujours présente.
ZONE 21	Il s'agit d'une zone dans laquelle la poussière explosive peut être présente en conditions normales de service de l'installation.
ZONE 22	Il s'agit d'une zone dans laquelle la poussière explosive n'est normalement pas présente, et au cas où il serait présente, seulement pour une brève période.

Chaque autre partie de l'installation est considérée **ZONE SURE**

Actuellement en Italie les zones de danger à base des substances présentes se divisent en:

CLASSE 0	Matériau explosif (Dynamite)
CLASSE 1	Gaz ou Vapeurs (Essences)
CLASSE 2	Poussières Inflammables (Magnésium)

MODÈS DE PROTECTION

CRITÈRES DE BASE

Une fois déterminé les différentes zones de danger à l'intérieur d'une installation, il est essentiel d'effectuer le choix des appareils électriques qui peuvent être installés dans cette zone pour éviter le danger d'explosion causé par d'étincelles accidentelles ou par une augmentation excessive de la température de surface.

Les critères sur lesquels se basent les différents types de protection sont principalement les suivants:

A - L'explosion possible se trouve à l'intérieur d'enveloppes spéciales à l'épreuve d'explosion (Ex-d)

B - La fiabilité des composants électriques qui n'étincellent pas en condition normale d'emploi est augmentée et donc le risque que l'appareil puisse causer une explosion est réduit à des niveaux très bas (Ex-e ; Ex-n).

C - L'énergie mise en jeu, même en cas de panne de l'appareil, est tellement basse que toute inflammation de l'atmosphère (Ex-i) est empêchée.

D - Le contact entre le composant électrique qui peut être cause d'inflammation et l'atmosphère explosive, est empêché (Ex-m ; Ex-o ; Ex-q ; Ex-p).

Classification des appareillages

Catégorie de danger	EUROPE	Energie d'inflammation
Méthane	Groupe I (mines)	-
Acétylène	Groupe IIC	> 20μ joules
Hydrogène	Groupe IIC	> 20μ joules
Ethylène	Groupe IIB	> 60μ joules
Propane	Groupe IIA	> 180μ joules
Poussières métalliques	En préparation	Plus difficile à étouffer
Poussières de charbon		
Poussières de blé		
Fibres		

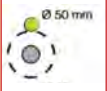

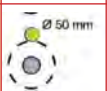



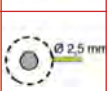






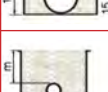


Normes Communauté Européenne

REGLES GENERALES		EN 60079-0
Ex"o"	Immersion dans l'huile	EN 50015
Ex"p"	Surpression interne	EN 60079-2
Ex"q"	Construction sous sable	EN 50017
Ex"d"	Enveloppes à preuve d'explosion	EN 60079-1
Ex"e"	Sécurité augmentée	EN 60079-7
Ex"i"	Sécurité intrinsèque	EN 60079-11
Ex"m"	Immersion dans la résine	EN 60079-18

Classification des températures maximales de surface

Température maximale de surface (° C)	450	300	200	135	100	85
EUROPE	T1	T2	T3	T4	T5	T6

INDICES DE PROTECTION (EN 60529)

1er chiffre: protection contre les corps solides			2e chiffre: protection contre les corps liquides		
IP			IP		
0		Pas de protection	0		Pas de protection
1		Protégé contre les corps solides supérieurs à 50 mm (ex.: contacts involontaires de la main)	1		Protégé contre les chutes verticales de gouttes d'eau (condensation)
2		Protégé contre les corps solides supérieurs à 12,5 mm (ex.: doigt de la main)	2		Protégé contre les chutes de gouttes d'eau jusqu'à 15° de la verticale
3		Protégé contre les corps solides supérieurs à 2,5 mm (outils, vis)	3		Protégé contre l'eau en pluie jusqu'à 60° de la verticale
4		Protégé contre les corps solides supérieurs à 1 mm (outils fins, petits fils)	4		Protégé contre les projections d'eau de toutes directions
5		Protégé contre les poussières (pas de dépôt nuisible)	5		Protégé contre les jets d'eau de toutes directions à la lance
6		Totalement protégé contre les poussières	6		Totalement protégé contre les projections d'eau assimilables aux paquets de mer
			7		Protégé contre les effets de l'immersion
			8		Protégé contre les effets de l'immersion prolongée dans des conditions spécifiées

Groupes d'enveloppes convenables pour gaz ou vapeurs inflammables particuliers

GRUPE	MESG (mm)	Gaz ou vapeur
I		Méthane (grisou)
IIA	0,9 < MESG	Acétate d'amyle Acétate d'éthyle Acétate de méthyle Acétate de n butyle Acétate de n propylée Acétone Alcool amylique Alcool butylique Alcool éthylique Ammoniaque Benzène Butane Cyclohexane Chloroéthylène Décane Heptane Hexane Ethanol Ethyl-méthyl-cétone Gaz haut de four Iso-butanol Iso-octane Méthane industriel Méthanol Monoxyde de carbone Nitrure d'éthylène N - butanol Oxyde de carbone Pentane Propane Xylène
IIB	0,5 < MESG 0,9	Buta 1:3-diène Ether diéthylénique Éthylène Gaz de ville Gaz de four à coke Oxyde d'éthylène
IIC	< 0,5 MESG	Acétylène Hydrogène Nitrite d'éthyle Sulfure de carbone

Caractéristiques techniques des produits de notre ligne antidéflagrante

Corps en alliage d'aluminium sans cuivre

Dôme externe en verre borosilicate - dôme interne en polycarbonate

Grille de protection en acier INOX

Vernissage polyester RAL 3020

Directive - Norme: 94/9/EC - EN 60079-0 - EN 60079-1

Installation (selon EN 60079-10 et EN 50281-1-1):
Zone 1 - Zone 2 - Zone 2'1 - Zone 22



Unsere explosionsgeschützten Signalgeräte sind nach der:

“ATEX” Richtlinie 94/9/EG zertifiziert

Die neue ATEX Richtlinie - Anhang 4 und 7 - sieht vor, dass die Hersteller von elektrischen Geräten, die in Explosionsgefahrenzonen installiert werden, wo die Existenz von brennbaren Gasen, Dämpfen, Nebeln und Stäuben möglich ist, ein nach der ISO 9000 zertifiziertes Qualitätssystem haben müssen. Dieses Qualitätssystem sieht Qualitätspläne vor, die eigens für die Planung, die Herstellung, die Kontrolle und den Kundendienst festgesetzt sind. Dies wird auch von einem Prüfinstitut regelmäßig überprüft. Sirena ist von Istituto Masini zertifiziert nach DIN ISO 9000 mit der Nr. 0068. Das Zertifikat, welches die Konformität mit der ATEX -Richtlinie belegt, ist die 0068/GPR-AT/031-2005.

KLASSIFIZIERUNG DER GEFAHRENZONEN IN EUROPA BEI DER EXISTENZ VON GASEN

In Europa wird die Norm EN 60079-10 befolgt und jede Gefahrenzone der Anlage muss somit bei der Existenz von Gasen oder Dämpfen, wie folgt klassifiziert werden.

Durch brennbare Gase explosionsgefährdete Bereiche:

ZONE 0	Bereiche, in denen gefährliche explosionsfähige Atmosphäre, die aus einem Gemisch von Luft und Gasen, Dämpfen oder Nebeln besteht, ständig, langfristig oder häufig existiert (z.B. in einem Kraftstoffbehälter).
ZONE 1	Bereiche, in denen die explosionsfähige Atmosphäre aus Gasen, Dämpfen und Nebeln gelegentlich und mit höherer Wahrscheinlichkeit existiert.
ZONE 2	Bereiche, in denen die explosionsfähige Atmosphäre durch Gase, Dämpfe oder Nebel selten und mit geringerer Wahrscheinlichkeit existieren.

Jeder andere Bereich der Anlage wird als **SICHERE ZONE** bezeichnet.

Derzeit werden in Italien die Gefahrenbereiche aufgrund der vorhandenen Stoffe in folgende Klassen eingeteilt:

KLASSE 0	Sprengstoffe (Dynamit)
KLASSE 1	Gase oder Dämpfe (Benzine)
KLASSE 2	Brennbare Stäube (Magnesium)

ZÜNDSCHUTZARTEN

GRUNDSÄTZE

Nach der Bestimmung der verschiedenen Gefahrenbereiche einer Anlage ist es wesentlich, die für diese Zonen richtigen elektrischen Geräten zu wählen, um eine Explosion zu vermeiden, die aufgrund von zufällig entstehenden Funken oder einer Überhitzung verursacht werden können.

Grundsätzlich basieren die verschiedenen Zündschutzarten auf folgenden Prinzipien:

A - Die mögliche Explosion wird in druckfesten Kapselungen eingeschränkt (Ex-d).

B - Verwendung von elektrischen Komponenten, die in normalem Betriebszustand nicht funken und somit die Explosionsgefahr wesentlich reduzieren (Ex-e; Ex-n).

C - Die Energie im Stromkreis ist so niedrig, dass auch im Falle eines Defekts der Anlage, jede Zündung der explosiven Atmosphäre vermieden wird (Ex-i).

D - Die Berührung zwischen den elektrischen Komponenten (mögliche Zündursache) und der explosiven Atmosphäre wird verhindert (Ex-m; Ex-o; Ex-q; Ex-p).

KLASSIFIZIERUNG DER GEFAHRENZONEN IN EUROPA BEI DER EXISTENZ VON STÄUBE

In Europa wird die Norm EN 50281-1-1 befolgt und jede Gefahrenzone der Anlage muss somit bei der Existenz von Stäuben, wie folgt klassifiziert werden.

Durch brennbare Stäube explosionsgefährdete Bereiche:

ZONE 20	Bereiche, in denen eine explosionsfähige Atmosphäre aus Staub/ Luftgemischen besteht, die ständig, langfristig oder häufig existiert.
ZONE 21	Bereiche, in denen die explosionsfähige Atmosphäre aus Staub/Luftgemischen gelegentlich und mit höherer Wahrscheinlichkeit existiert.
ZONE 22	Bereiche, in denen die explosionsfähige Atmosphäre aus Staub /Luftgemischen selten und mit geringerer Wahrscheinlichkeit existieren.

Jeder andere Bereich der Anlage wird als **SICHERE ZONE** bezeichnet.

Klassifizierung der Geräte

Typisches Gefahrgas	EUROPA	Zündenergie
Methan	Gruppe I (Bergwerke)	-
Acetylen	Gruppe IIC	> 20µ joules
Wasserstoff	Gruppe IIC	> 20µ joules
Äthylen	Gruppe IIB	> 60µ joules
Propan	Gruppe IIA	> 180µ joules
Metallpulver	In Vorbereitung	Schwerlich zündbar
Kohlenpulver		
Kornpulver		
Fasern		

EG Norm

ALLGEMEINE ANFORDERUNGEN		EN 60079-0
Ex"o"	Ölkapselung	EN 50015
Ex"p"	Überdruckkapselung	EN 60079-2
Ex"q"	Sandkapselung	EN 50017
Ex"d"	Explosionsgeschützte Kapselung	EN 60079-1
Ex"e"	Erhöhte Sicherheit	EN 60079-7
Ex"i"	Eigensicherheit	EN 60079-11
Ex"m"	Vergusskapselung	EN 60079-18

Klassifizierung der max. Oberflächentemperatur

Max. Oberflächentemperatur (°C)	450	300	200	135	100	85
EUROPA	T1	T2	T3	T4	T5	T6

SCHUTZARTEN (EN 60529)

Erste Ziffer: Schutz gegen feste Fremdkörper		Zweite Ziffer: Wasserschutz	
IP		IP	
0	Kein Schutz	0	Kein Schutz
1	Schutz gegen feste Fremdkörper 50 mm Durchmesser (z.B. Berührung mit Handrücken)	1	Schutz gegen senkrecht tropfendes Wasser
2	Schutz gegen feste Fremdkörper 12,5 mm Durchmesser (z.B. Berührung mit Fingern)	2	Schutz gegen schräg (15°) tropfendes Wasser
3	Schutz gegen feste Fremdkörper 2,5 mm Durchmesser (z.B. Berührung mit Werkzeugen)	3	Schutz gegen Sprühwasser schräg bis (60°)
4	Schutz gegen feste Fremdkörper 1 mm Durchmesser (z.B. Berührung mit einem Draht)	4	Schutz gegen Spritzwasser aus allen Richtungen
5	Staubgeschützt	5	Schutz gegen Strahlwasser
6	Staubdicht	6	Schutz gegen starkes Strahlwasser
		7	Schutz gegen zeitweiliges Untertauchen in Wasser
		8	Schutz gegen dauerndes Untertauchen in Wasser

Kapselungsgruppen geeignet für bestimmte Gase oder Zühdämpfe

GRUPPE	MESG (mm)	Gas oder Dampf
I		Methan (Grubengas)
IIA	0,9 < MESG	Amylazetat Äthylazetat Methylazetat N-Butylazetat N-Propylazetat Azeton Amylalkohol Butylalkohol Äthylalkohol Ammoniak Benzol Butan Zyklohexan Chloräthylen Decan Heptan Hexan Äthanol Äthyl-Methyl-Keton Hochofengas Iso-Butanol Iso-Oktan Industriemethan Methanol Kohlenmonoxyd Äthyl-Nitrid N-Butanol Kohlenoxyd Pentan Propan Xylol
IIB	0,5 < MESG 0,9	1:3 Butadien Äthyläther Äthylen Stadtgas Kokereigas Äthylenoxyd
IIC	< 0,5 MESG	Acetylen Wasserstoff Äthyl-Nitrat Schwefelkohlenstoff

Technische Eigenschaften unserer explosionsgeschützten Produkte

Gehäuse aus Alulegierung - Kupferfrei

Außenhaube aus Borsilikatglas - Innere Haube aus Polycarbonat

Schutzgitter aus rostfreiem Stahl

Polyesterlackierung RAL 3020

Richtlinie - Normen: 94/9/EC - EN 60079-0 - EN 60079-1

Installation (nach EN 60079-10 und EN 50281-1-1):
Zone 1 - Zone 2 - Zone 21 - Zone 22



Nuestros productos antideflagrantes están omologados según la:

Norma 94/9/Ec "ATEX"

La nueva norma Atex Apéndice 4 y Apéndice 7, preve que los fabricantes de aparatos eléctricos a instalarse en zonas a riesgo de explosión a causa de la presencia de gas, vapores, nieblas o polvos inflamables, tengan un sistema de calidad certificado según la norma ISO 9000. Este sistema preve unos planos de calidad concebidos expresamente para el proyecto, la producción, el control y la asistencia de estos aparatos verificados constantemente por un organismo notificado.

Sirena a conseguido el certificado del Instituto Masini, que es el organismo notificado nº 0068. El certificado que atesta la conformidad según la Norma Atex es 0068/QPR-AT/031-2005.

CLASIFICACIÓN DE LAS ZONAS DE PELIGRO EN EUROPA PARA LA PRESENCIA DE GAS

En Europa la norma EN 60079-10, notifica que cada lugar peligroso debido a la presencia de gas o vapores deba clasificarse según la subdivisión en las tres zonas previstas por la norma misma:

ZONA 0	Zona en la cual una mezcla de gas explosivo está siempre presente (ej.: interno de un tanque de gasolina).
ZONA 1	Zona en la cual una mezcla de gas explosivo puede estar presente en condiciones normales de funcionamiento de la instalación.
ZONA 2	Zona en la cual una mezcla de gas explosivo no está normalmente presente, y en caso de que lo sea, sólo durante un breve período.

Cualquiera otra parte de la instalación se considera ZONA SEGURA

Actualmente en Italia las zonas de peligro en base a las sustancias presentes se dividen en:

CLASE 0	Material explosivo (Dinamita)
CLASE 1	Gas o Vapores (Gasolina)
CLASE 2	Polvos Inflamables (Magnesio)

FORMAS DE PROTECCIÓN

CRITERIOS DE BASE

Una vez determinadas las distintas zonas de peligro en el interior de una instalación, es importante llevar a cabo la elección de los aparatos eléctricos que se pueden instalar en esta zona para evitar el peligro de explosión causado por unas chispas accidentales o por un aumento excesivo de la temperatura superficial.

Los criterios en relación a los cuales se basan los distintos tipos de protección son principalmente los siguientes:

A - La posible explosión es contenida en el interior de carcasas especiales a prueba de explosión (Ex-d).

B - La fiabilidad de los componentes eléctricos que no producen chispa en condición normal de empleo es aumentada y por lo tanto el riesgo de que el aparato pueda causar una explosión se reduce a niveles muy bajos (Ex-e ; Ex-n).

C - La energía desprendida en caso de avería del aparato es tan baja que evita cualquier inflamación de la atmósfera explosiva (Ex-i).

D - Se impide el contacto entre el componente eléctrico que puede ser causa de inflamación y la atmósfera explosiva (Ex-m ; Ex-o ; Ex-q ; Ex-p).

CLASIFICACIÓN DE LAS ZONAS DE PELIGRO EN EUROPA PARA LA PRESENCIA DE POLVOS

En Europa la norma EN 50281-1-1 notifica que cada lugar peligroso debido a la presencia de polvos deba clasificarse según la subdivisión en las tres zonas previstas por la norma misma:

ZONA 20	Zona en la cual un polvo explosivo está siempre presente.
ZONA 21	Zona en la cual un polvo explosivo puede estar presente en condiciones normales de funcionamiento de la instalación.
ZONA 22	Zona en la cual un polvo explosivo no está normalmente presente, y en caso de que lo sea, sólo durante un breve período.

Cualquiera otra parte de la instalación se considera ZONA SEGURA

Clasificación de los aparatos

Categoría de peligro	EUROPA	Energía de inflamación
Metano	Grupo I (Minas)	-
Acetileno	Grupo IIC	> 20μ joules
Hidrógeno	Grupo IIC	> 20μ joules
Etileno	Grupo IIB	> 60μ joules
Propano	Grupo IIA	> 180μ joules
Polvos metálicos	En preparación	Más difícil de inflamar
Polvos de carbón		
Polvos de trigo		
Fibras		

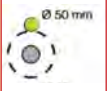

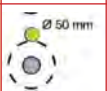



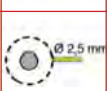






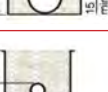


Normativa Comunidad Europea

REGLAS GENERALES		EN 60079-0
Ex"o"	Baño en aceite	EN 50015
Ex"p"	Sobrepresión interior	EN 60079-2
Ex"q"	Por relleno de arena	EN 50017
Ex"d"	A prueba de explosión	EN 60079-1
Ex"e"	Seguridad aumentada	EN 60079-7
Ex"i"	Seguridad intrínseca	EN 60079-11
Ex"m"	Encapsulado	EN 60079-18

Clasificación de las temperaturas máximas de superficie

Temperaturas máximas de superficie (° C)	450	300	200	135	100	85
EUROPA	T1	T2	T3	T4	T5	T6

ÍNDICES DE PROTECCIÓN (EN 60529)

1ª cifra: protección contra los cuerpos sólidos			2ª cifra: protección contra los cuerpos líquidos		
IP			IP		
0		Sin protección	0		Sin protección
1		Protegido contra cuerpos sólidos superiores a 50 mm (ej.: contactos involuntarios de la mano)	1		Protegido contra las caídas verticales de gotas de agua (condensación)
2		Protegido contra cuerpos sólidos superiores a 12,5 mm (ej.: dedos de la mano)	2		Protegido contra las caídas de agua hasta 15° de la vertical
3		Protegido contra cuerpos sólidos superiores a 2,5 mm (ej.: herramientas, cables)	3		Protegido contra el agua de lluvia hasta 60° de la vertical
4		Protegido contra cuerpos sólidos superiores a 1 mm (ej.: herramientas finas, pequeños cables)	4		Protegido contra las proyecciones de agua en todas direcciones
5		Protegido contra el polvo (sin sedimentos perjudiciales)	5		Protegido contra el lanzamiento de agua en todas direcciones
6		Totalmente protegidos contra el polvo	6		Protegido contra el lanzamiento de agua similar a los golpes de mar
			7		Protegido contra la inmersión
			8		Protegido contra los efectos prolongados de inmersión bajo presión

Grupos de carcassas adecuadas para gas o vapores inflamables particulares

GRUPO	MESG (mm)	Gas o vapor
I		Metano (grisú)
IIA	0,9 < MESG	Acetato de amilo Acetato de etilo Acetato de metilo Acetato de n butilo Acetato de n propilo Acetona Alcohol amílico Alcohol butílico Alcohol etílico Amoníaco Benceno Butano Ciclohexano Cloroetileno Decano Heptano Hexano Etanol Etil-Metil-cetona Gas de alto horno Iso-butanol Iso-Octano Metano industrial Metanol Monóxido de carbono Nitruro de etileno N - butanol Óxido de carbono Pentano Propano Xileno
IIB	0,5 < MESG 0,9	Buta 1:3-diene Éter dietílico Etileno Gas de ciudad Gas de horno de cok Óxido de etileno
IIC	< 0,5 MESG	Acetileno Hidrógeno Nitrado de etilo Sulfuro de carbono

Características técnicas de los productos de nuestra línea antideflagrante

Cuerpos en elección de aluminio sin cobre

Cúpula externa de vidrio boro silicato - cúpula interna de policarbonato

Rejilla de protección en acero INOX

Barnizado poliéster RAL 3020

Norma - Estándar: 94/9/EC - EN 60079-0 - EN 60079-1

Instalación (según EN 60079-10 y EN 50281-1-1):
Zona 1 - Zona 2 - Zona 2'1 - Zona 22



II 2 GD Ex d IIC Ex tD A21 - Spia luminosa antideflagrante II 2 GD Ex d IIC Ex tD A21 - Explosion-proof warning light

V 12-24-48-110-240 (±10%)			— — —			~ 50/60 Hz			
IP 66	°C -20 +40	On ∞	1	3	4	5	6	PC	1" ISO 7/1

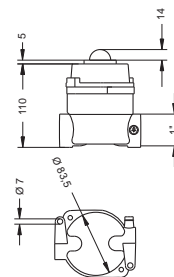
CESI 05 ATEX 062 T6

LD 044 F BA9s	V — — —	12	24	48	-	-
	V ~				110	240
	mA	27	20	20	17	18



EX 045 LD PAG SP

EX045LDPAGSP12DA1	● 97051	EX045LDPAGSP240A5	● 97095
EX045LDPAGSP12DA3	● 97053	EX045LDPAGSP240A6	○ 97096
EX045LDPAGSP12DA4	● 97054	EX045LDPAGSP24DA1	● 97061
EX045LDPAGSP12DA5	● 97055	EX045LDPAGSP24DA3	● 97063
EX045LDPAGSP12DA6	○ 97056	EX045LDPAGSP24DA4	● 97064
EX045LDPAGSP48DA1	● 97071	EX045LDPAGSP24DA5	● 97065
EX045LDPAGSP48DA3	● 97073	EX045LDPAGSP24DA6	○ 97066
EX045LDPAGSP48DA4	● 97074	EX045LDPAGSP110A1	● 97081
EX045LDPAGSP48DA5	● 97075	EX045LDPAGSP110A3	● 97083
EX045LDPAGSP48DA6	○ 97076	EX045LDPAGSP110A4	● 97084
EX045LDPAGSP240A1	● 97091	EX045LDPAGSP110A5	● 97085
EX045LDPAGSP240A3	● 97093	EX045LDPAGSP110A6	○ 97086
EX045LDPAGSP240A4	● 97094		



Kg. 0,61



II 2 GD Ex de IIC Ex tD A21 - Luci fisse antideflagranti II 2 GD Ex de IIC Ex tD A21 - Explosion-proof continuous light beacons

V 12-24-48-110-240 (±10%)			— — —			~ 50/60 Hz				
IP 66	°C -25 +50	On ∞	1	2	3	4	5	6	PC	M25x1.5*

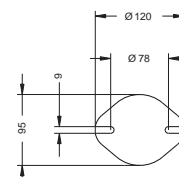
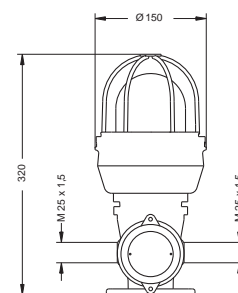
CESI 05 ATEX 043 T6

BA 15d 5W LR BA 15d 5W	V — — —	12	24	48	110	240
	V ~					
	mA	430	210	100	35	22
	Cd (p)	3.6	2.7	2.7	2.3	2.3



EX 050 OVO F **

EX0500VOF12DA1	● 95171	EX0500VOF48DA4	● 95194
EX0500VOF12DA2	● 95172	EX0500VOF48DA5	● 95195
EX0500VOF12DA3	● 95173	EX0500VOF48DA6	○ 95196
EX0500VOF12DA4	● 95174	EX0500VOF110DA1	● 95201
EX0500VOF12DA5	● 95175	EX0500VOF110DA2	● 95202
EX0500VOF12DA6	○ 95176	EX0500VOF110DA3	● 95203
EX0500VOF24DA1	● 95181	EX0500VOF110DA4	● 95204
EX0500VOF24DA2	● 95182	EX0500VOF110DA5	● 95205
EX0500VOF24DA3	● 95183	EX0500VOF110DA6	○ 95206
EX0500VOF24DA4	● 95184	EX0500VOF240DA1	● 95211
EX0500VOF24DA5	● 95185	EX0500VOF240DA2	● 95212
EX0500VOF24DA6	○ 95186	EX0500VOF240DA3	● 95213
EX0500VOF48DA1	● 95191	EX0500VOF240DA4	● 95214
EX0500VOF48DA2	● 95192	EX0500VOF240DA5	● 95215
EX0500VOF48DA3	● 95193	EX0500VOF240DA6	○ 95216



Kg. 2,58

**Disponibile versione a LED integrati (a richiesta)
LED integrated version available (on request)



II 2 GD Ex de IIC Ex tD A21 - Luci lampeggianti antideflagranti II 2 GD Ex de IIC Ex tD A21 - Explosion-proof flashing beacons

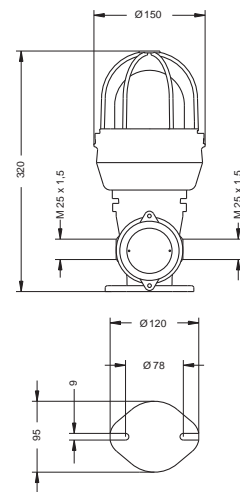
V	12-24-48-110-240 (±10%)			50/60 Hz	Flash/min	110±20				
IP	66	°C	-25 +50	On			1 2 3 4 5 6	PC		M25x1.5*



EX 050 OVO L

		CESI 05 ATEX 043				T6
	V	12	24	48	-	-
	V	-	24	48	110	240
	mA	430	210	100	35	22
	Cd (p)	3.6	2.7	2.7	2.3	2.3

EX0500VOL12D1	● 95101	EX0500VOL48D4	● 95134
EX0500VOL12D2	● 95102	EX0500VOL48D5	● 95135
EX0500VOL12D3	● 95103	EX0500VOL48D6	○ 95136
EX0500VOL12D4	● 95104	EX0500VOL48A1	● 95141
EX0500VOL12D5	● 95105	EX0500VOL48A2	● 95142
EX0500VOL12D6	○ 95106	EX0500VOL48A3	● 95143
EX0500VOL24D1	● 95111	EX0500VOL48A4	● 95144
EX0500VOL24D2	● 95112	EX0500VOL48A5	● 95145
EX0500VOL24D3	● 95113	EX0500VOL48A6	○ 95146
EX0500VOL24D4	● 95114	EX0500VOL110A1	● 95151
EX0500VOL24D5	● 95115	EX0500VOL110A2	● 95152
EX0500VOL24D6	○ 95116	EX0500VOL110A3	● 95153
EX0500VOL24A1	● 95121	EX0500VOL110A4	● 95154
EX0500VOL24A2	● 95122	EX0500VOL110A5	● 95155
EX0500VOL24A3	● 95123	EX0500VOL110A6	○ 95156
EX0500VOL24A4	● 95124	EX0500VOL240A1	● 95161
EX0500VOL24A5	● 95125	EX0500VOL240A2	● 95162
EX0500VOL24A6	○ 95126	EX0500VOL240A3	● 95163
EX0500VOL48D1	● 95131	EX0500VOL240A4	● 95164
EX0500VOL48D2	● 95132	EX0500VOL240A5	● 95165
EX0500VOL48D3	● 95133	EX0500VOL240A6	○ 95166



II 2 GD Ex de IIC Ex tD A21 - Luci lampeggianti a led integrati antideflagranti II 2 GD Ex de IIC Ex tD A21 - Explosion-proof led integrated flashing beacons

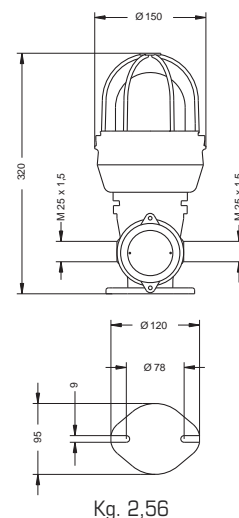
V	24-48-110-240 (±10%)			50/60 Hz	Flash/min	150±20				
IP	66	°C	-25 +50	On			1 2 3 4 5 6	PC		M25x1.5*



EX 050 LD 125 OVO

	CESI 05 ATEX 043		T6	
V	24	48	110	240
V	24	48	110	240
● ● ● mA	90	65	20	20
● ● ○ mA	80	65	20	20

EX050LD125OV024DA1	● 95221	EX050LD125OV0110A1	● 95241
EX050LD125OV024DA2	● 95222	EX050LD125OV0110A2	● 95242
EX050LD125OV024DA3	● 95223	EX050LD125OV0110A3	● 95243
EX050LD125OV024DA4	● 95224	EX050LD125OV0110A4	● 95244
EX050LD125OV024DA5	● 95225	EX050LD125OV0110A5	● 95245
EX050LD125OV024DA6	○ 95226	EX050LD125OV0110A6	○ 95246
EX050LD125OV048DA1	● 95231	EX050LD125OV0240A1	● 95251
EX050LD125OV048DA2	● 95232	EX050LD125OV0240A2	● 95252
EX050LD125OV048DA3	● 95233	EX050LD125OV0240A3	● 95253
EX050LD125OV048DA4	● 95234	EX050LD125OV0240A4	● 95254
EX050LD125OV048DA5	● 95235	EX050LD125OV0240A5	● 95255
EX050LD125OV048DA6	○ 95236	EX050LD125OV0240A6	○ 95256





II 2 GD Ex de IIC Ex tD A21 - Luci xeno antideflagranti

II 2 GD Ex de IIC Ex tD A21 - Explosion-proof xenon flashing beacons

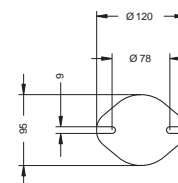
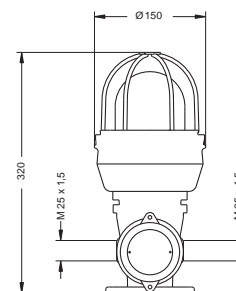
V 24-110-240 (±10%)		50/60 Hz	J ₂	2F	Flash/min 2x65±10
IP 66	°C -20 +40	On		1 2 3 4 5 6	PC M25x1.5*



EX 050 OVO X

		CESI 05 ATEX 043			T6
2F	V	-	-	-	-
	V	24	110	240	
	mA	360	50	65	
	Cd (p)	180	68	135	
XENON 2J LAX 2J		90	32	90	
		270	100	225	

EX0500VOX24DA1	● 95261	EX0500VOX110A4	● 95274
EX0500VOX24DA2	● 95262	EX0500VOX110A5	● 95275
EX0500VOX24DA3	● 95263	EX0500VOX110A6	○ 95276
EX0500VOX24DA4	● 95264	EX0500VOX240A1	● 95281
EX0500VOX24DA5	● 95265	EX0500VOX240A2	● 95282
EX0500VOX24DA6	○ 95266	EX0500VOX240A3	● 95283
EX0500VOX110A1	● 95271	EX0500VOX240A4	● 95284
EX0500VOX110A2	● 95272	EX0500VOX240A5	● 95285
EX0500VOX110A3	● 95273	EX0500VOX240A6	○ 95286



Kg. 2,58



II 2 GD Ex de IIC Ex tD A21 - Luci fisse antideflagranti

II 2 GD Ex de IIC Ex tD A21 - Explosion-proof continuous light beacons

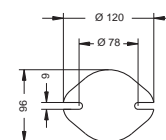
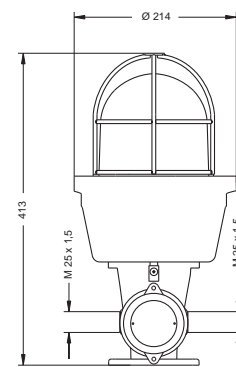
V 12-24-48-110-240 (±10%)		50/60 Hz	IP 66
°C -25 +50	On		1 2 3 4 5 6 PC M25x1.5*



EX 070 MF F **

		CESI 05 ATEX 043				T6
	V	12	24	48	110	240
	V	2.1	1.1	0.52	0.22	0.10
	A	2.1	1.1	0.52	0.22	0.10
BA 15d 25W LR BA 15d 25W	Cd (p)	135	180	240	27	40

EX070MFF12DA1	● 95361	EX070MFF48DA4	● 95384
EX070MFF12DA2	● 95362	EX070MFF48DA5	● 95385
EX070MFF12DA3	● 95363	EX070MFF48DA6	○ 95386
EX070MFF12DA4	● 95364	EX070MFF110DA1	● 95391
EX070MFF12DA5	● 95365	EX070MFF110DA2	● 95392
EX070MFF12DA6	○ 95366	EX070MFF110DA3	● 95393
EX070MFF24DA1	● 95371	EX070MFF110DA4	● 95394
EX070MFF24DA2	● 95372	EX070MFF110DA5	● 95395
EX070MFF24DA3	● 95373	EX070MFF110DA6	○ 95396
EX070MFF24DA4	● 95374	EX070MFF240DA1	● 95401
EX070MFF24DA5	● 95375	EX070MFF240DA2	● 95402
EX070MFF24DA6	○ 95376	EX070MFF240DA3	● 95403
EX070MFF48DA1	● 95381	EX070MFF240DA4	● 95404
EX070MFF48DA2	● 95382	EX070MFF240DA5	● 95405
EX070MFF48DA3	● 95383	EX070MFF240DA6	○ 95406



Kg. 4,63

**Disponibile versione a LED integrati (a richiesta)
LED integrated version available (on request)



II 2 GD Ex de IIC Ex tD A21 - Luci lampeggianti antideflagranti II 2 GD Ex de IIC Ex tD A21 - Explosion-proof flashing beacons

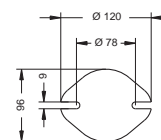
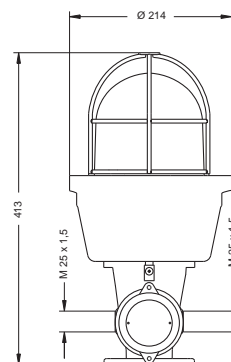
V 12-24-48-110-240 (±10%)		==	~ 50/60 Hz	Flash/min 110±20
IP 66	°C -25 +50	On ∞		1 2 3 4 5 6 PC
				M25x1.5*



EX 070 MF L

	CESI 05 ATEX 043				T6	
	V ==	24	48	-	-	-
	V ~	-	24	48	110	240
BA 15d 25W LR BA 15d 25W	A	2.2	1.1	0.52	0.22	0.10
	Cd (p)	135	180	240	27	40

EX070MFL12D1	● 95291	EX070MFL48D4	● 95324
EX070MFL12D2	● 95292	EX070MFL48D5	● 95325
EX070MFL12D3	● 95293	EX070MFL48D6	○ 95326
EX070MFL12D4	● 95294	EX070MFL48A1	● 95331
EX070MFL12D5	● 95295	EX070MFL48A2	● 95332
EX070MFL12D6	○ 95296	EX070MFL48A3	● 95333
EX070MFL24D1	● 95301	EX070MFL48A4	● 95334
EX070MFL24D2	● 95302	EX070MFL48A5	● 95335
EX070MFL24D3	● 95303	EX070MFL48A6	○ 95336
EX070MFL24D4	● 95304	EX070MFL110A1	● 95341
EX070MFL24D5	● 95305	EX070MFL110A2	● 95342
EX070MFL24D6	○ 95306	EX070MFL110A3	● 95343
EX070MFL24A1	● 95311	EX070MFL110A4	● 95344
EX070MFL24A2	● 95312	EX070MFL110A5	● 95345
EX070MFL24A3	● 95313	EX070MFL110A6	○ 95346
EX070MFL24A4	● 95314	EX070MFL240A1	● 95351
EX070MFL24A5	● 95315	EX070MFL240A2	● 95352
EX070MFL24A6	○ 95316	EX070MFL240A3	● 95353
EX070MFL48D1	● 95321	EX070MFL240A4	● 95354
EX070MFL48D2	● 95322	EX070MFL240A5	● 95355
EX070MFL48D3	● 95323	EX070MFL240A6	○ 95356



Kg. 4,63



II 2 GD Ex de IIC Ex tD A21 - Luci lampeggianti a led integrati antideflagranti II 2 GD Ex de IIC Ex tD A21 - Explosion-proof led integrated flashing beacons

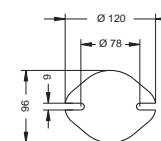
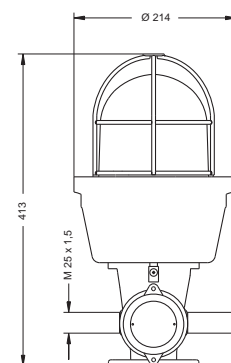
V 24-48-110-240 (±10%)		==	~ 50/60 Hz	Flash/min 150±20
IP 66	°C -25 +50	On ∞		1 2 3 4 5 6 PC
				M25x1.5*



EX 070 LD 365 MN

	CESI 05 ATEX 043		T6		
	V ==	24	48	110	240
● ● ●	mA	180	170	40	40
● ○	mA	170	180	40	40

EX070LD365MN24DA1	● 95411	EX070LD365MN110A1	● 95431
EX070LD365MN24DA2	● 95412	EX070LD365MN110A2	● 95432
EX070LD365MN24DA3	● 95413	EX070LD365MN110A3	● 95433
EX070LD365MN24DA4	● 95414	EX070LD365MN110A4	● 95434
EX070LD365MN24DA5	● 95415	EX070LD365MN110A5	● 95435
EX070LD365MN24DA6	○ 95416	EX070LD365MN110A6	○ 95436
EX070LD365MN48DA1	● 95421	EX070LD365MN240A1	● 95441
EX070LD365MN48DA2	● 95422	EX070LD365MN240A2	● 95442
EX070LD365MN48DA3	● 95423	EX070LD365MN240A3	● 95443
EX070LD365MN48DA4	● 95424	EX070LD365MN240A4	● 95444
EX070LD365MN48DA5	● 95425	EX070LD365MN240A5	● 95445
EX070LD365MN48DA6	○ 95426	EX070LD365MN240A6	○ 95446



Kg. 4,68



II 2 GD Ex de IIC Ex tD A21 - Luci xeno antideflagranti II 2 GD Ex de IIC Ex tD A21 - Explosion-proof xenon flashing beacons

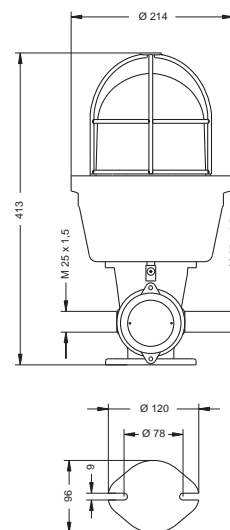
V 12÷24-110-240 (±10%)			50/60 Hz	J₂	1F	Flash/min 65±10
IP 66	°C -20 +40	On		1 2 3 4 5 6	PC	M25x1.5*



EX 070 XF

		CESI 05 ATEX 043		T6	
1F XENON 2J LRX 2J	V	12÷24		-	-
	V	12÷24		110	240
	mA	400	350	65	40
	Cd (p)	630	900	1170	1305

EX070XF12/24DA1	● 95451	EX070XF110A4	● 95464
EX070XF12/24DA2	● 95452	EX070XF110A5	● 95465
EX070XF12/24DA3	● 95453	EX070XF110A6	○ 95466
EX070XF12/24DA4	● 95454	EX070XF240A1	● 95471
EX070XF12/24DA5	● 95455	EX070XF240A2	● 95472
EX070XF12/24DA6	○ 95456	EX070XF240A3	● 95473
EX070XF110A1	● 95461	EX070XF240A4	● 95474
EX070XF110A2	● 95462	EX070XF240A5	● 95475
EX070XF110A3	● 95463	EX070XF240A6	○ 95476



Kg. 4,59



II 2 GD Ex de IIC Ex tD A21 - Luci fisse antideflagranti II 2 GD Ex de IIC Ex tD A21 - Explosion-proof continuous light beacons

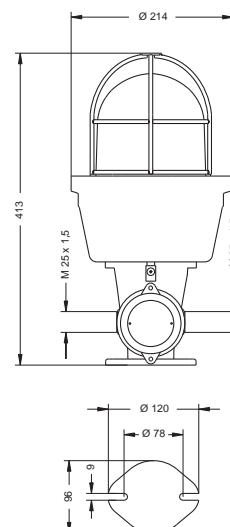
V 12-24-48-110-240 (±10%)			50/60 Hz
IP 66	°C -25 +50	On	



EX 070 MAF F**

		CESI 05 ATEX 043				T6	
 BA 15d 25W LR BA 15d 25W	V	12	24	48	110	240	
	V	12	24	48	110	240	
	A	2.1	1.1	0.52	0.22	0.10	
	Cd (p)	121	126	126	18	27	

EX070MAFF12DA1	● 95551	EX070MAFF48DA4	● 95574
EX070MAFF12DA2	● 95552	EX070MAFF48DA5	● 95575
EX070MAFF12DA3	● 95553	EX070MAFF48DA6	○ 95576
EX070MAFF12DA4	● 95554	EX070MAFF110DA1	● 95581
EX070MAFF12DA5	● 95555	EX070MAFF110DA2	● 95582
EX070MAFF12DA6	○ 95556	EX070MAFF110DA3	● 95583
EX070MAFF24DA1	● 95561	EX070MAFF110DA4	● 95584
EX070MAFF24DA2	● 95562	EX070MAFF110DA5	● 95585
EX070MAFF24DA3	● 95563	EX070MAFF110DA6	○ 95586
EX070MAFF24DA4	● 95564	EX070MAFF240DA1	● 95591
EX070MAFF24DA5	● 95565	EX070MAFF240DA2	● 95592
EX070MAFF24DA6	○ 95566	EX070MAFF240DA3	● 95593
EX070MAFF48DA1	● 95571	EX070MAFF240DA4	● 95594
EX070MAFF48DA2	● 95572	EX070MAFF240DA5	● 95595
EX070MAFF48DA3	● 95573	EX070MAFF240DA6	○ 95596



Kg. 4,68

**Disponibile versione a LED integrati (a richiesta)
LED integrated version available (on request)



II 2 GD Ex de IIC Ex tD A21 - Luci lampeggianti antideflagranti II 2 GD Ex de IIC Ex tD A21 - Explosion-proof flashing beacons

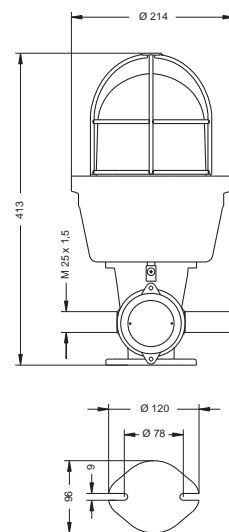
V 12-24-48-110-240 (±10%)		==	~ 50/60 Hz	Flash/min 110±20	
IP 66	°C -25 +50	On ∞		1 2 3 4 5 6	PC M25x1.5*



EX 070 MAF L

	CESI 05 ATEX 043				T6	
 BA 15d 25W LR BA 15d 25W	V ==	12	24	48	-	-
	V ~	-	24	48	110	240
	A	2.2	1.1	0.52	0.22	0.10
	Cd (p)	121	126	126	18	27

EX070MAFL12D1 ● 95481	EX070MAFL24A3 ● 95503	EX070MAFL48A5 ● 95525
EX070MAFL12D2 ● 95482	EX070MAFL24A4 ● 95504	EX070MAFL48A6 ○ 95526
EX070MAFL12D3 ● 95483	EX070MAFL24A5 ● 95505	EX070MAFL110A1 ● 95531
EX070MAFL12D4 ● 95484	EX070MAFL24A6 ○ 95506	EX070MAFL110A2 ● 95532
EX070MAFL12D5 ● 95485	EX070MAFL48D1 ● 95511	EX070MAFL110A3 ● 95533
EX070MAFL12D6 ○ 95486	EX070MAFL48D2 ● 95512	EX070MAFL110A4 ● 95534
EX070MAFL24D1 ● 95491	EX070MAFL48D3 ● 95513	EX070MAFL110A5 ● 95535
EX070MAFL24D2 ● 95492	EX070MAFL48D4 ● 95514	EX070MAFL110A6 ○ 95536
EX070MAFL24D3 ● 95493	EX070MAFL48D5 ● 95515	EX070MAFL240A1 ● 95541
EX070MAFL24D4 ● 95494	EX070MAFL48D6 ○ 95516	EX070MAFL240A2 ● 95542
EX070MAFL24D5 ● 95495	EX070MAFL48A1 ● 95521	EX070MAFL240A3 ● 95543
EX070MAFL24D6 ○ 95496	EX070MAFL48A2 ● 95522	EX070MAFL240A4 ● 95544
EX070MAFL24A1 ● 95501	EX070MAFL48A3 ● 95523	EX070MAFL240A5 ● 95545
EX070MAFL24A2 ● 95502	EX070MAFL48A4 ● 95524	EX070MAFL240A6 ○ 95546



Kg. 4,68



II 2 GD Ex de IIC Ex tD A21 - Luci lampeggianti a led integrati antideflagranti II 2 GD Ex de IIC Ex tD A21 - Explosion-proof led integrated flashing beacons

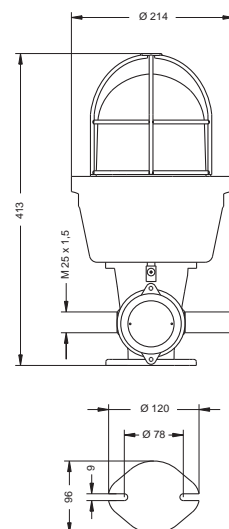
V 24-48-110-240 (±10%)		==	~ 50/60 Hz	Flash/min 150±20	
IP 66	°C -25 +50	On ∞		1 2 3 4 5 6	PC M25x1.5*

	CESI 05 ATEX 043		T6	
V ==	24	48	110	240
V ~	24	48	110	240
● ● ● mA	180	170	40	40
● ● ○ mA	170	170	40	40



EX 070 LD 455 MX

EX070LD455MX24DA1 ● 95601	EX070LD455MX110A1 ● 95621
EX070LD455MX24DA2 ● 95602	EX070LD455MX110A2 ● 95622
EX070LD455MX24DA3 ● 95603	EX070LD455MX110A3 ● 95623
EX070LD455MX24DA4 ● 95604	EX070LD455MX110A4 ● 95624
EX070LD455MX24DA5 ● 95605	EX070LD455MX110A5 ● 95625
EX070LD455MX24DA6 ○ 95606	EX070LD455MX110A6 ○ 95626
EX070LD455MX48DA1 ● 95611	EX070LD455MX240A1 ● 95631
EX070LD455MX48DA2 ● 95612	EX070LD455MX240A2 ● 95632
EX070LD455MX48DA3 ● 95613	EX070LD455MX240A3 ● 95633
EX070LD455MX48DA4 ● 95614	EX070LD455MX240A4 ● 95634
EX070LD455MX48DA5 ● 95615	EX070LD455MX240A5 ● 95635
EX070LD455MX48DA6 ○ 95616	EX070LD455MX240A6 ○ 95636



Kg. 4,73



II 2 GD Ex de IIC Ex tD A21 - Luci xeno antideflagranti II 2 GD Ex de IIC Ex tD A21 - Explosion-proof xenon flashing beacons

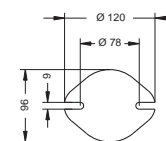
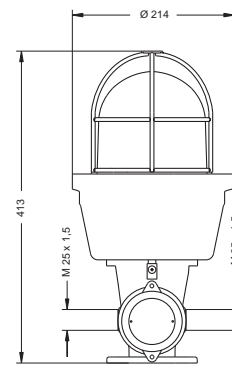
V 12÷24-110-240 (±10%)		50/60 Hz	J₆	1F	Flash/min 65±10
IP 66	°C -20 +40	On		1 2 3 4 5 6	PC M25x1.5*



EX 070 MXF

		CESI 05 ATEX 043		T6	
1F 	V	12÷24		-	-
	V	12÷24		110	240
	A	1	0.75	0.11	0.09
	Cd (p)	2700	3600	1800	4500

EX070MXF12/24DA1	● 95641	EX070MXF110A4	● 95654
EX070MXF12/24DA2	● 95642	EX070MXF110A5	● 95655
EX070MXF12/24DA3	● 95643	EX070MXF110A6	○ 95656
EX070MXF12/24DA4	● 95644	EX070MXF240A1	● 95661
EX070MXF12/24DA5	● 95645	EX070MXF240A2	● 95662
EX070MXF12/24DA6	○ 95646	EX070MXF240A3	● 95663
EX070MXF110A1	● 95651	EX070MXF240A4	● 95664
EX070MXF110A2	● 95652	EX070MXF240A5	● 95665
EX070MXF110A3	● 95653	EX070MXF240A6	○ 95666



Kg. 4,83



II 2 GD Ex de IIC Ex tD A21 - Luci xeno multitensione antideflagranti II 2 GD Ex de IIC Ex tD A21 - Multi-voltage xenon flashing beacons

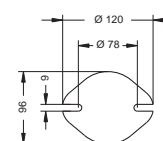
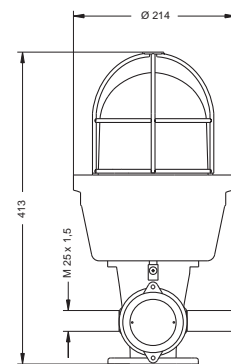
V 10÷100		J₁	1F	Flash/min 60÷130
IP 66	°C -20 +40	On	2	PC M25x1.5*



EX 070 MXF ELEV

		CESI 05 ATEX 043		T6	
1F 	V	10÷100			
	mA	50÷220			
	Cd (p)	1620			

EX070MXFELE10/100D2	● 95672
---------------------	---------



Kg. 4,83



II 2 GD Ex de IIC Ex tD A21 - Luci fisse antideflagranti

II 2 GD Ex de IIC Ex tD A21 - Explosion-proof continuous light beacons

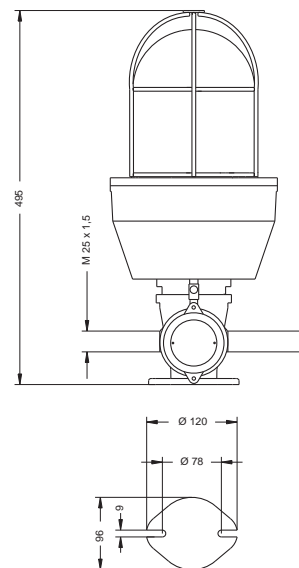
V 12-24-48-110-240 (±10%)			☰		~ 50/60 Hz	
IP 66	°C -25 +50	On ∞		1 2 3 4 5 6	PC	M25x1.5*



EX 080 BABY F**

	CESI 05 ATEX 043					T6
	V ☰	12	24	48	110	240
	V ~	-	24	48	110	240
	A	2.1	1.1	0.52	0.22	0.10
	Cd (p)	90	63	54	67	72

EX080BABYF12DA1	● 95811	EX080BABYF48DA4	● 95834
EX080BABYF12DA2	● 95812	EX080BABYF48DA5	● 95835
EX080BABYF12DA3	● 95813	EX080BABYF48DA6	○ 95836
EX080BABYF12DA4	● 95814	EX080BABYF110DA1	● 95841
EX080BABYF12DA5	● 95815	EX080BABYF110DA2	● 95842
EX080BABYF12DA6	○ 95816	EX080BABYF110DA3	● 95843
EX080BABYF24DA1	● 95821	EX080BABYF110DA4	● 95844
EX080BABYF24DA2	● 95822	EX080BABYF110DA5	● 95845
EX080BABYF24DA3	● 95823	EX080BABYF110DA6	○ 95846
EX080BABYF24DA4	● 95824	EX080BABYF240DA1	● 95851
EX080BABYF24DA5	● 95825	EX080BABYF240DA2	● 95852
EX080BABYF24DA6	○ 95826	EX080BABYF240DA3	● 95853
EX080BABYF48DA1	● 95831	EX080BABYF240DA4	● 95854
EX080BABYF48DA2	● 95832	EX080BABYF240DA5	● 95855
EX080BABYF48DA3	● 95833	EX080BABYF240DA6	○ 95856



Kg. 7,19

**Disponibile versione a LED integrati (a richiesta)
LED integrated version available (on request)



II 2 GD Ex de IIC Ex tD A21 - Luci lampeggianti antideflagranti

II 2 GD Ex de IIC Ex tD A21 - Explosion-proof flashing beacons

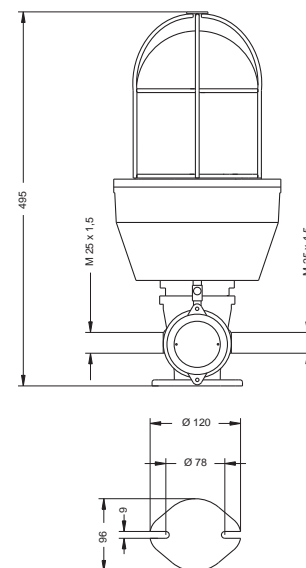
V 12-24-48-110-240 (±10%)			☰		~ 50/60 Hz		Flash/min 110±20
IP 66	°C -25 +50	On ∞		1 2 3 4 5 6	PC	M25x1.5*	



EX 080 BABY L

	CESI 05 ATEX 043					T6
	V ☰	12	24	48	-	-
	V ~	-	24	48	110	240
	A	2.2	1.1	0.52	0.22	0.10
	Cd (p)	90	63	54	67	72

EX080BABYL12D1	● 95741	EX080BABYL48D4	● 95774
EX080BABYL12D2	● 95742	EX080BABYL48D5	● 95775
EX080BABYL12D3	● 95743	EX080BABYL48D6	○ 95776
EX080BABYL12D4	● 95744	EX080BABYL48A1	● 95781
EX080BABYL12D5	● 95745	EX080BABYL48A2	● 95782
EX080BABYL12D6	○ 95746	EX080BABYL48A3	● 95783
EX080BABYL24D1	● 95751	EX080BABYL48A4	● 95784
EX080BABYL24D2	● 95752	EX080BABYL48A5	● 95785
EX080BABYL24D3	● 95753	EX080BABYL48A6	○ 95786
EX080BABYL24D4	● 95754	EX080BABYL110A1	● 95791
EX080BABYL24D5	● 95755	EX080BABYL110A2	● 95792
EX080BABYL24D6	○ 95756	EX080BABYL110A3	● 95793
EX080BABYL24A1	● 95761	EX080BABYL110A4	● 95794
EX080BABYL24A2	● 95762	EX080BABYL110A5	● 95795
EX080BABYL24A3	● 95763	EX080BABYL110A6	○ 95796
EX080BABYL24A4	● 95764	EX080BABYL240A1	● 95801
EX080BABYL24A5	● 95765	EX080BABYL240A2	● 95802
EX080BABYL24A6	○ 95766	EX080BABYL240A3	● 95803
EX080BABYL48D1	● 95771	EX080BABYL240A4	● 95804
EX080BABYL48D2	● 95772	EX080BABYL240A5	● 95805
EX080BABYL48D3	● 95773	EX080BABYL240A6	○ 95806



Kg. 7,19



II 2 GD Ex de IIC Ex tD A21 - Luci lampeggianti a led integrati antideflagranti

II 2 GD Ex de IIC Ex tD A21 - Explosion-proof led integrated flashing beacons

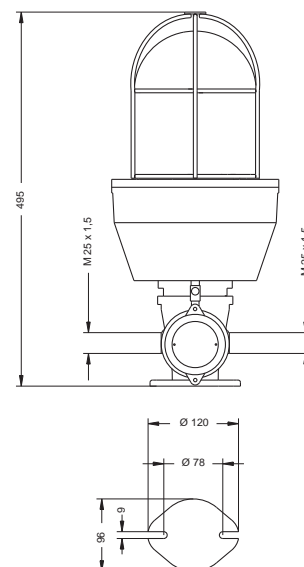
V 24-48-110-240 (±10%)		==	~ 50/60 Hz	Flash/min 150±20	
IP 66	°C -25 +50	On ∞		1 2 3 4 5 6	PC M25x1.5*



EX 080 LD 365 BABY

	CESI 05 ATEX 043		T6	
V ==	24	48	-	-
V ~			110	240
●●● mA	180	170	40	40
●●○ mA	170	180	40	40

EX080LD365BABY24DA1 ●	95861	EX080LD365BABY110A1 ●	95881
EX080LD365BABY24DA2 ●	95862	EX080LD365BABY110A2 ●	95882
EX080LD365BABY24DA3 ●	95863	EX080LD365BABY110A3 ●	95883
EX080LD365BABY24DA4 ●	95864	EX080LD365BABY110A4 ●	95884
EX080LD365BABY24DA5 ●	95865	EX080LD365BABY110A5 ●	95885
EX080LD365BABY24DA6 ○	95866	EX080LD365BABY110A6 ○	95886
EX080LD365BABY48DA1 ●	95871	EX080LD365BABY240A1 ●	95891
EX080LD365BABY48DA2 ●	95872	EX080LD365BABY240A2 ●	95892
EX080LD365BABY48DA3 ●	95873	EX080LD365BABY240A3 ●	95893
EX080LD365BABY48DA4 ●	95874	EX080LD365BABY240A4 ●	95894
EX080LD365BABY48DA5 ●	95875	EX080LD365BABY240A5 ●	95895
EX080LD365BABY48DA6 ○	95876	EX080LD365BABY240A6 ○	95896



Kg. 7,24



II 2 GD Ex de IIC Ex tD A21 - Luci xeno antideflagranti

II 2 GD Ex de IIC Ex tD A21 - Explosion-proof xenon flashing beacons

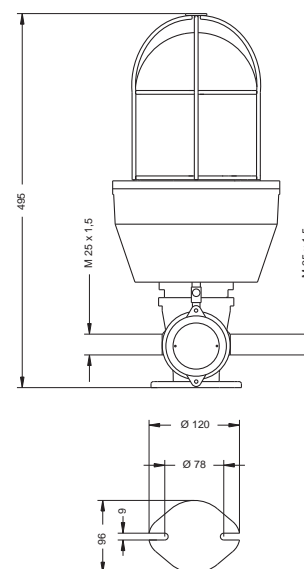
V 12÷24-110-240 (±10%)		==	~ 50/60 Hz	J 2	1F	IP 66
°C -20 +40	On ∞		1 2 3 4 5 6	PC	M25x1.5*	



EX 080 BABY X

	CESI 05 ATEX 043		T6	
1F	V ==	12 ÷ 24	-	-
	V ~		110	240
	mA	400 350	65	40
Xenon 2J LRX 2J	Cd (p)	800 950	1000	1200

EX080BABYX1224DA1 ●	97131	EX080BABYX110A4 ●	97144
EX080BABYX1224DA2 ●	97132	EX080BABYX110A5 ●	97145
EX080BABYX1224DA3 ●	97133	EX080BABYX110A6 ○	97146
EX080BABYX1224DA4 ●	97134	EX080BABYX240A1 ●	97151
EX080BABYX1224DA5 ●	97135	EX080BABYX240A2 ●	97162
EX080BABYX1224DA6 ○	97136	EX080BABYX240A3 ●	97163
EX080BABYX110A1 ●	97141	EX080BABYX240A4 ●	97164
EX080BABYX110A2 ●	97142	EX080BABYX240A5 ●	97165
EX080BABYX110A3 ●	97143	EX080BABYX240A6 ○	97166



Kg. 7,28



II 2 GD Ex de IIC Ex tD A21 - Luci rotanti antideflagranti

II 2 GD Ex de IIC Ex tD A21 - Explosion-proof rotating beacons

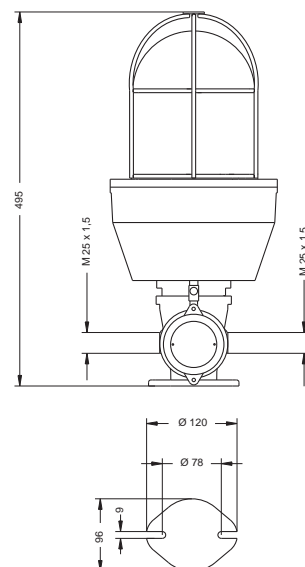
V 12-24-48-110-240 (±10%)		=		~ 50/60 Hz		r.p.m. 160±30						
IP 66	°C -25 +50	On ∞		1	2	3	4	5	6	PC		M25x1.5*



EX 080 BABY R

	CESI 05 ATEX 043			T6		
	V =	-	24	-	-	-
	V ~	12	24	48	110	240
	mA	820	500	280	140	73
	Cd (p)	270	315	252	100	108

EX080BABYR12A1	● 95691	EX080BABYR48A4	● 95714
EX080BABYR12A2	● 95692	EX080BABYR48A5	● 95715
EX080BABYR12A3	● 95693	EX080BABYR48A6	○ 95716
EX080BABYR12A4	● 95694	EX080BABYR110A1	● 95721
EX080BABYR12A5	● 95695	EX080BABYR110A2	● 95722
EX080BABYR12A6	○ 95696	EX080BABYR110A3	● 95723
EX080BABYR24DA1	● 95701	EX080BABYR110A4	● 95724
EX080BABYR24DA2	● 95702	EX080BABYR110A5	● 95725
EX080BABYR24DA3	● 95703	EX080BABYR110A6	○ 95726
EX080BABYR24DA4	● 95704	EX080BABYR240A1	● 95731
EX080BABYR24DA5	● 95705	EX080BABYR240A2	● 95732
EX080BABYR24DA6	○ 95706	EX080BABYR240A3	● 95733
EX080BABYR48A1	● 95711	EX080BABYR240A4	● 95734
EX080BABYR48A2	● 95712	EX080BABYR240A5	● 95735
EX080BABYR48A3	● 95713	EX080BABYR240A6	○ 95736



Kg. 7,41



II 2 GD Ex de IIC Ex tD A21 - Luci fisse antideflagranti

II 2 GD Ex de IIC Ex tD A21 - Explosion-proof continuous light beacons

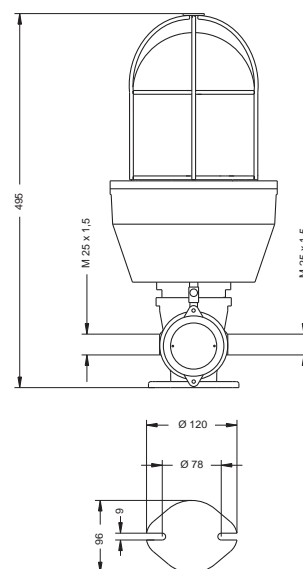
V 12-24-48-110-240 (±10%)		=		~ 50/60 Hz								
IP 66	°C -25 +50	On ∞		1	2	3	4	5	6	PC		M25x1.5*



EX 080 LA F**

	CESI 05 ATEX 043			T6		
	V =	12	24	48	110	240
	V ~	3.3	1.65	0.83	0.36	0.17
	A	720	900	720	67	135
	Cd (p)	720	900	720	67	135

EX080LAF12DA1	● 96171	EX080LAF48DA4	● 96194
EX080LAF12DA2	● 96172	EX080LAF48DA5	● 96195
EX080LAF12DA3	● 96173	EX080LAF48DA6	○ 96196
EX080LAF12DA4	● 96174	EX080LAF110DA1	● 96201
EX080LAF12DA5	● 96175	EX080LAF110DA2	● 96202
EX080LAF12DA6	○ 96176	EX080LAF110DA3	● 96203
EX080LAF24DA1	● 96181	EX080LAF110DA4	● 96204
EX080LAF24DA2	● 96182	EX080LAF110DA5	● 96205
EX080LAF24DA3	● 96183	EX080LAF110DA6	○ 96206
EX080LAF24DA4	● 96184	EX080LAF240DA1	● 96211
EX080LAF24DA5	● 96185	EX080LAF240DA2	● 96212
EX080LAF24DA6	○ 96186	EX080LAF240DA3	● 96213
EX080LAF48DA1	● 96191	EX080LAF240DA4	● 96214
EX080LAF48DA2	● 96192	EX080LAF240DA5	● 96215
EX080LAF48DA3	● 96193	EX080LAF240DA6	○ 96216



Kg. 7,36

**Disponibile versione a LED integrati (a richiesta)
LED integrated version available (on request)



II 2 GD Ex de IIC Ex tD A21 - Luci lampeggianti antideflagranti II 2 GD Ex de IIC Ex tD A21 - Explosion-proof flashing beacons

V 12-24-48-110-240 (±10%) H1: 12-24	50/60 Hz	Flash/min 110±20
IP 66	°C -25 +50	On
		1 2 3 4 5 6 PC

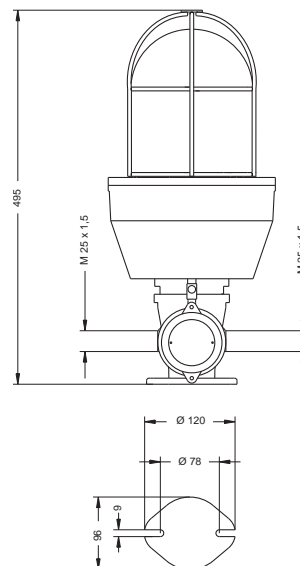
	CESI 05 ATEX 043					T6
	V	12	24	48	-	-
	V	-	24	48	110	240
	A	3.4	1.7	0.83	0.36	0.17
	Cd (p)	720	900	720	67	135

EX 080 LA L



EX 080 LA L
EX 080 LA L H

EX080LAL12D1	●	96061	EX080LAL48D4	●	96094
EX080LAL12D2	●	96062	EX080LAL48D5	●	96095
EX080LAL12D3	●	96063	EX080LAL48D6	○	96096
EX080LAL12D4	●	96064	EX080LAL48A1	●	96101
EX080LAL12D5	●	96065	EX080LAL48A2	●	96102
EX080LAL12D6	○	96066	EX080LAL48A3	●	96103
EX080LAL24D1	●	96071	EX080LAL48A4	●	96104
EX080LAL24D2	●	96072	EX080LAL48A5	●	96105
EX080LAL24D3	●	96073	EX080LAL48A6	○	96106
EX080LAL24D4	●	96074	EX080LAL110A1	●	96111
EX080LAL24D5	●	96075	EX080LAL110A2	●	96112
EX080LAL24D6	○	96076	EX080LAL110A3	●	96113
EX080LAL24A1	●	96081	EX080LAL110A4	●	96114
EX080LAL24A2	●	96082	EX080LAL110A5	●	96115
EX080LAL24A3	●	96083	EX080LAL110A6	○	96116
EX080LAL24A4	●	96084	EX080LAL240A1	●	96121
EX080LAL24A5	●	96085	EX080LAL240A2	●	96122
EX080LAL24A6	○	96086	EX080LAL240A3	●	96123
EX080LAL48D1	●	96091	EX080LAL240A4	●	96124
EX080LAL48D2	●	96092	EX080LAL240A5	●	96125
EX080LAL48D3	●	96093	EX080LAL240A6	○	96126



Kg. 7,36

	V	12	24
	V	12	24
	A	4.6	2.9
	Cd (p)	720	720

EX 080 LA L H

EX080LALH12D1	●	96131	EX080LALH12A1	●	96141	EX080LALH24D1	●	96151	EX080LALH24A1	●	96161
EX080LALH12D2	●	96132	EX080LALH12A2	●	96142	EX080LALH24D2	●	96152	EX080LALH24A2	●	96162
EX080LALH12D3	●	96133	EX080LALH12A3	●	96143	EX080LALH24D3	●	96153	EX080LALH24A3	●	96163
EX080LALH12D4	●	96134	EX080LALH12A4	●	96144	EX080LALH24D4	●	96154	EX080LALH24A4	●	96164
EX080LALH12D5	●	96135	EX080LALH12A5	●	96145	EX080LALH24D5	●	96155	EX080LALH24A5	●	96165
EX080LALH12D6	○	96136	EX080LALH12A6	●	96146	EX080LALH24D6	○	96156	EX080LALH24A6	○	96166



II 2 GD Ex de IIC Ex tD A21 - Luci lampeggianti a led integrati antideflagranti II 2 GD Ex de IIC Ex tD A21 - Explosion-proof led integrated flashing beacons

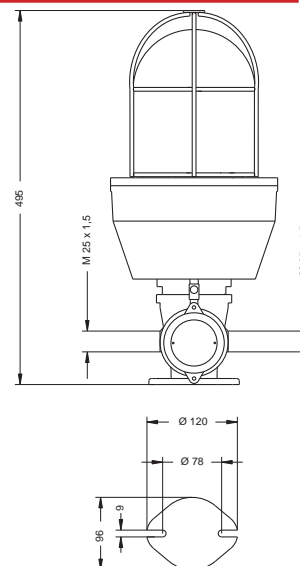
V 24-48-110-240 (±10%)	50/60 Hz	Flash/min 150±20
IP 66	°C -25 +50	On
		1 2 3 4 5 6 PC

	CESI 05 ATEX 043		T6	
V	24	48	110	240
V				
mA ●●	180	170	40	40
mA ●○	170	170	40	40



EX 080 LD 455 LA

EX080LD455LA24DA1	●	96221	EX080LD455LA110A1	●	96241
EX080LD455LA24DA2	●	96222	EX080LD455LA110A2	●	96242
EX080LD455LA24DA3	●	96223	EX080LD455LA110A3	●	96243
EX080LD455LA24DA4	●	96224	EX080LD455LA110A4	●	96244
EX080LD455LA24DA5	●	96225	EX080LD455LA110A5	●	96245
EX080LD455LA24DA6	○	96226	EX080LD455LA110A6	○	96246
EX080LD455LA48DA1	●	96231	EX080LD455LA240A1	●	96251
EX080LD455LA48DA2	●	96232	EX080LD455LA240A2	●	96252
EX080LD455LA48DA3	●	96233	EX080LD455LA240A3	●	96253
EX080LD455LA48DA4	●	96234	EX080LD455LA240A4	●	96254
EX080LD455LA48DA5	●	96235	EX080LD455LA240A5	●	96255
EX080LD455LA48DA6	○	96236	EX080LD455LA240A6	○	96256



Kg. 7,41



II 2 GD Ex de IIC Ex tD A21 - Luci xeno antideflagranti

II 2 GD Ex de IIC Ex tD A21 - Explosion-proof xenon flashing beacons

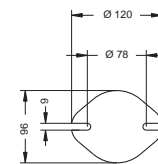
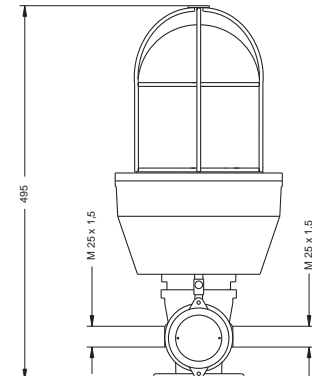
V	12÷24-110-240 (±10%)	==	~	50/60 Hz	J ₆	1F
IP	66	°C	-20 +40	On	∞	1 2 3 4 5 6 PC
						M25x1.5*



EX 080 LA X

		CESI 05 ATEX 043		T6	
1F	V ==	12 ÷ 24		-	-
	V ~	12 ÷ 24		110	240
	A	1.0	0.75	0.1	0.09
	Cd (p)	3100	3500	2600	3250
	Fl/min	65±10			

EX080LAX1224DA1	●	96341	EX080LAX110A4	●	96354
EX080LAX1224DA2	●	96342	EX080LAX110A5	●	96355
EX080LAX1224DA3	●	96343	EX080LAX110A6	○	96356
EX080LAX1224DA4	●	96344	EX080LAX240A1	●	96361
EX080LAX1224DA5	●	96345	EX080LAX240A2	●	96362
EX080LAX1224DA6	○	96346	EX080LAX240A3	●	96363
EX080LAX110A1	●	96351	EX080LAX240A4	●	96364
EX080LAX110A2	●	96352	EX080LAX240A5	●	96365
EX080LAX110A3	●	96353	EX080LAX240A6	○	96366



Kg. 7,36



II 2 GD Ex de IIC Ex tD A21 - Luci rotanti antideflagranti

II 2 GD Ex de IIC Ex tD A21 - Explosion-proof rotating beacons

V	12-24-48-110-240 (±10%) H1: 12-24	==	~	50/60 Hz	r.p.m.	160±30
IP	66	°C	-25 +50 H1: -20 +40	On	∞	1 2 3 4 5 6 PC
						M25x1.5*

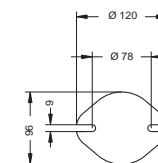
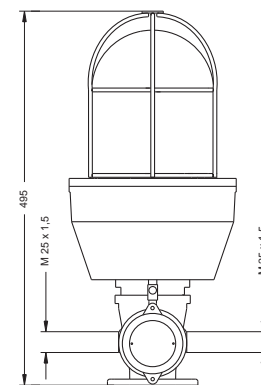
		CESI 05 ATEX 043		T6	
BA 15s 45W LR BA 15s 45W E 14 25W LR E 14T 25W	V ==	12	24	48	-
	V ~	12	24	-	48
	A	4	2.1	1	0.74
	Cd (p)	5900	5900	5900	540

EX 080 RA



EX 080 RA
EX 080 RA H

EX080RA12D1	●	95941	EX080RA24D5	●	95965	EX080RA48A3	●	95993
EX080RA12D2	●	95942	EX080RA24D6	○	95966	EX080RA48A4	●	95994
EX080RA12D3	●	95943	EX080RA24A1	●	95971	EX080RA48A5	●	95995
EX080RA12D4	●	95944	EX080RA24A2	●	95972	EX080RA48A6	○	95996
EX080RA12D5	●	95945	EX080RA24A3	●	95973	EX080RA110A1	●	96001
EX080RA12D6	○	95946	EX080RA24A4	●	95974	EX080RA110A2	○	96002
EX080RA12A1	●	95951	EX080RA24A5	●	95975	EX080RA110A3	○	96003
EX080RA12A2	●	95952	EX080RA24A6	○	95976	EX080RA110A4	●	96004
EX080RA12A3	●	95953	EX080RA48D1	●	95981	EX080RA110A5	○	96005
EX080RA12A4	●	95954	EX080RA48D2	●	95982	EX080RA110A6	○	96006
EX080RA12A5	●	95955	EX080RA48D3	●	95983	EX080RA240A1	●	96011
EX080RA12A6	○	95956	EX080RA48D4	●	95984	EX080RA240A2	○	96012
EX080RA24D1	●	95961	EX080RA48D5	●	95985	EX080RA240A3	○	96013
EX080RA24D2	●	95962	EX080RA48D6	○	95986	EX080RA240A4	●	96014
EX080RA24D3	●	95963	EX080RA48A1	●	95991	EX080RA240A5	○	96015
EX080RA24D4	●	95964	EX080RA48A2	●	95992	EX080RA240A6	○	96016



Kg. 7,42

		EX 080 RA H	
H1 12V 55W LR H 55W 12 H1 24V 70W LR H 70W 24	V ==	12	24
	V ~	12	24
	A	4.8	3.1
	Cd (p)	9000	9000

EX080RAH12D1	●	96021	EX080RAH12A3	●	96033	EX080RAH24D5	○	96045
EX080RAH12D2	●	96022	EX080RAH12A4	●	96034	EX080RAH24D6	○	96046
EX080RAH12D3	●	96023	EX080RAH12A5	●	96035	EX080RAH24A1	●	96051
EX080RAH12D4	●	96024	EX080RAH12A6	○	96036	EX080RAH24A2	○	96052
EX080RAH12D5	●	96025	EX080RAH24D1	●	96041	EX080RAH24A3	●	96053
EX080RAH12D6	○	96026	EX080RAH24D2	●	96042	EX080RAH24A4	●	96054
EX080RAH12A1	●	96031	EX080RAH24D3	●	96043	EX080RAH24A5	○	96055
EX080RAH12A2	●	96032	EX080RAH24D4	●	96044	EX080RAH24A6	○	96056



II 2 GD Ex de IIC Ex tD A21 - Luci fisse antideflagranti II 2 GD Ex de IIC Ex tD A21 - Explosion-proof continuous light beacons



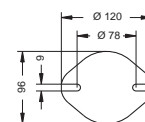
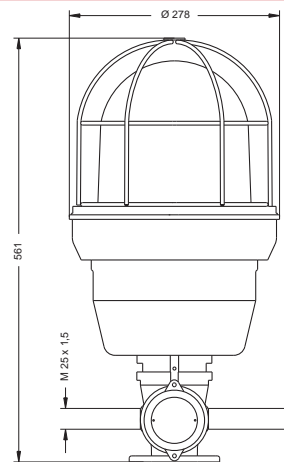
EX 0100 STL F**

V 240 (±10%)		— — —		~ 50/60 Hz	
IP 66	°C -25 +50	On ∞		1 2 3 4 5 6	PC M25x1.5*

CESI 05 ATEX 043		T4
	V — — —	240
	V ~	240
	A	0.45
	Cd (p)	630
E 27 100W LR E 27 100W		

Disponibile in tutte le altre tensioni: codici a richiesta
All other voltages available: part nos. on request

EX0100STLF240A1	• 96491
EX0100STLF240A2	• 96492
EX0100STLF240A3	• 96493
EX0100STLF240A4	• 96494
EX0100STLF240A5	• 96495
EX0100STLF240A6	○ 96496



Kg. 10,51

**Disponibile versione a LED integrati (a richiesta)
LED integrated version available (on request)



II 2 GD Ex de IIC Ex tD A21 - Luci lampeggianti antideflagranti II 2 GD Ex de IIC Ex tD A21 - Explosion-proof flashing beacons

V 12-24-48-110-240 (±10%) H1: 12-24		— — —		~ 50/60 Hz		Flash/min 110±20	
IP 66	°C -25 +50	On ∞		1 2 3 4 5 6	PC M25x1.5*		

CESI 05 ATEX 043		T6				
	V — — —	12	24	48	-	-
	V ~	12	24	48	110	240
	A	3.8	1.9	0.9	0.36	0.17
	Cd (p)	540	405	270	220	220
BA 15s 45W LR BA 15s 45W E14 40W LR E14S 40W						

EX 0100 STL L

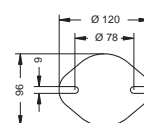
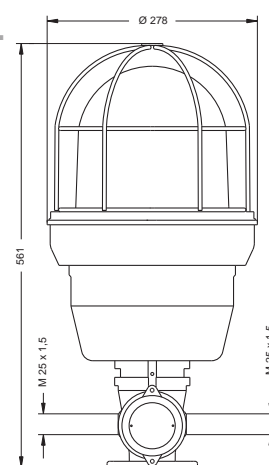


EX 0100 STL L
EX 0100 STL L H

EX0100STLL12D1	• 96371	EX0100STLL24D5	• 96395	EX0100STLL48A3	• 96423
EX0100STLL12D2	• 96372	EX0100STLL24D6	○ 96396	EX0100STLL48A4	• 96424
EX0100STLL12D3	• 96373	EX0100STLL24A1	• 96401	EX0100STLL48A5	• 96425
EX0100STLL12D4	• 96374	EX0100STLL24A2	• 96402	EX0100STLL48A6	○ 96426
EX0100STLL12D5	• 96375	EX0100STLL24A3	• 96403	EX0100STLL110A1	• 96431
EX0100STLL12D6	○ 96376	EX0100STLL24A4	• 96404	EX0100STLL110A2	• 96432
EX0100STLL12A1	• 96381	EX0100STLL24A5	• 96405	EX0100STLL110A3	• 96433
EX0100STLL12A2	• 96382	EX0100STLL24A6	○ 96406	EX0100STLL110A4	• 96434
EX0100STLL12A3	• 96383	EX0100STLL48D1	• 96411	EX0100STLL110A5	• 96435
EX0100STLL12A4	• 96384	EX0100STLL48D2	• 96412	EX0100STLL110A6	○ 96436
EX0100STLL12A5	• 96385	EX0100STLL48D3	• 96413	EX0100STLL240A1	• 96441
EX0100STLL12A6	○ 96386	EX0100STLL48D4	• 96414	EX0100STLL240A2	• 96442
EX0100STLL24D1	• 96391	EX0100STLL48D5	• 96415	EX0100STLL240A3	• 96443
EX0100STLL24D2	• 96392	EX0100STLL48D6	○ 96416	EX0100STLL240A4	• 96444
EX0100STLL24D3	• 96393	EX0100STLL48A1	• 96421	EX0100STLL240A5	• 96445
EX0100STLL24D4	• 96394	EX0100STLL48A2	• 96422	EX0100STLL240A6	○ 96446

EX 0100 STL L H			
	V — — —	12	24
	V ~	12	24
	A	4.6	2.9
	Cd (p)	990	990
H1 12V 55W LR H 55W 12 H1 24V 70W LR H 70W 24			

EX0100STLLH12D1	• 96451	EX0100STLLH12A3	• 96463	EX0100STLLH24D5	• 96475
EX0100STLLH12D2	• 96452	EX0100STLLH12A4	• 96464	EX0100STLLH24D6	○ 96476
EX0100STLLH12D3	• 96453	EX0100STLLH12A5	• 96465	EX0100STLLH24A1	• 96481
EX0100STLLH12D4	• 96454	EX0100STLLH12A6	○ 96466	EX0100STLLH24A2	• 96482
EX0100STLLH12D5	• 96455	EX0100STLLH24D1	• 96471	EX0100STLLH24A3	• 96483
EX0100STLLH12D6	• 96456	EX0100STLLH24D2	• 96472	EX0100STLLH24A4	• 96484
EX0100STLLH12A1	• 96461	EX0100STLLH24D3	• 96473	EX0100STLLH24A5	• 96485
EX0100STLLH12A2	• 96462	EX0100STLLH24D4	• 96474	EX0100STLLH24A6	○ 96486



Kg. 10,51



II 2 GD Ex de IIC Ex tD A21 - Luci lampeggianti a led integrati antideflagranti

II 2 GD Ex de IIC Ex tD A21 - Explosion-proof led integrated flashing beacons

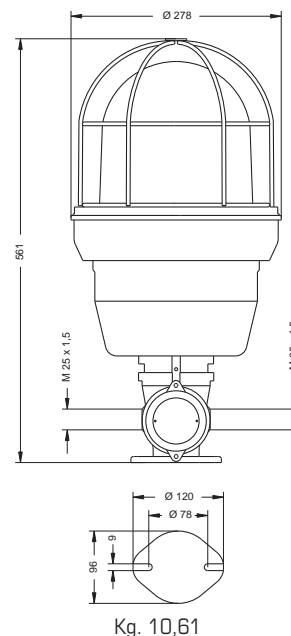
V 24-48-110-240 (±10%)				50/60 Hz	Flash/min 150±20	
IP 66	°C -25 +50	On ∞		1 2 3 4 5 6	PC	



EX 0100 LD 865 STB

	CESI 05 ATEX 043		T6	
V	24	48	-	-
V	-	-	110	240
mA	190	170	60	60
mA	450	180	60	60

EX0100LD865STB24DA1	● 96501	EX0100LD865STB110A1	● 96521
EX0100LD865STB24DA2	● 96502	EX0100LD865STB110A2	● 96522
EX0100LD865STB24DA3	● 96503	EX0100LD865STB110A3	● 96523
EX0100LD865STB24DA4	● 96504	EX0100LD865STB110A4	● 96524
EX0100LD865STB24DA5	● 96505	EX0100LD865STB110A5	● 96525
EX0100LD865STB24DA6	○ 96506	EX0100LD865STB110A6	○ 96526
EX0100LD865STB48DA1	● 96511	EX0100LD865STB240A1	● 96531
EX0100LD865STB48DA2	● 96512	EX0100LD865STB240A2	● 96532
EX0100LD865STB48DA3	● 96513	EX0100LD865STB240A3	● 96533
EX0100LD865STB48DA4	● 96514	EX0100LD865STB240A4	● 96534
EX0100LD865STB48DA5	● 96515	EX0100LD865STB240A5	● 96535
EX0100LD865STB48DA6	○ 96516	EX0100LD865STB240A6	○ 96536



II 2 GD Ex de IIC Ex tD A21 - Luci xeno antideflagranti

II 2 GD Ex de IIC Ex tD A21 - Explosion-proof xenon flashing beacons

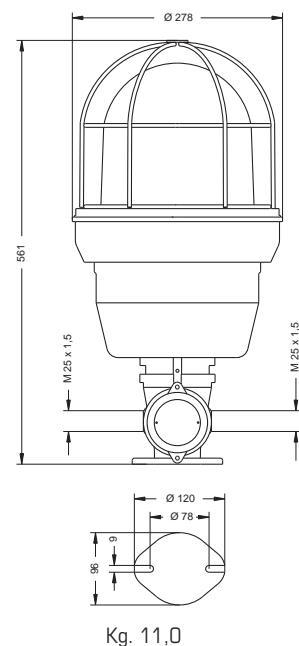
V 12÷24-110-240 (±10%)				50/60 Hz	J 15	1F	Flash/min 65±10
IP 66	°C -20 +40	On ∞		1 2 3 4 5 6	PC		



EX 0100 STF

	CESI 05 ATEX 043		T6	
1F	V	12÷24	-	-
	V	-	110	240
	A	2.5	1.2	0.13
	Cd (p)	19300	19800	4140
XENON 15J LRX 15J			16200	

EX0100STF12/24D1	● 96551	EX0100STF110A4	● 96564
EX0100STF12/24D2	● 96552	EX0100STF110A5	● 96565
EX0100STF12/24D3	● 96553	EX0100STF110A6	○ 96566
EX0100STF12/24D4	● 96554	EX0100STF240A1	● 96571
EX0100STF12/24D5	● 96555	EX0100STF240A2	● 96572
EX0100STF12/24D6	○ 96556	EX0100STF240A3	● 96573
EX0100STF110A1	● 96561	EX0100STF240A4	● 96574
EX0100STF110A2	● 96562	EX0100STF240A5	● 96575
EX0100STF110A3	● 96563	EX0100STF240A6	○ 96576





II 2 GD Ex de IIC Ex tD A21 - Lampade antideflagranti

II 2 GD Ex de IIC Ex tD A21 - Explosion-proof lamps

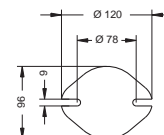
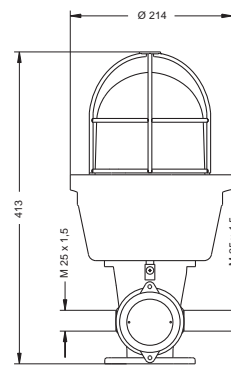
V 240 (±10%)		≡		~ 50/60 Hz
IP 66	°C -25 +50	On ∞		M25x1.5*



EX 070 LF 100

CESI 05 ATEX 043	T4
	V ~ 240
E 27 100W LR E 27 100W	A 0,45
	Cd (p) 90

EX070LF100240A6 ○ 95686



Kg. 4,38

Disponibile in tutte le altre tensioni: codici a richiesta
All other voltages available: part nos. on request

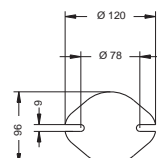
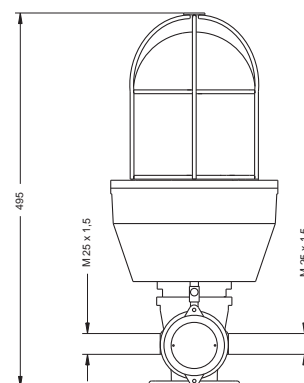
V 240 (±10%)		≡		~ 50/60 Hz
IP 66	°C -25 +50	On ∞		M25x1.5*



EX 080 LF 200

CESI 05 ATEX 043	T4
	V ~ 240
E 27 200W LR E 27 200W	A 0,9
	Cd (p) 180

EX080LF200240A6 ○ 96296



Kg. 6,77

Disponibile in tutte le altre tensioni: codici a richiesta
All other voltages available: part nos. on request



II 2 GD Ex de IIC Ex tD A21 - Lampade a led antideflagranti

II 2 GD Ex de IIC Ex tD A21 - Explosion-proof led lamps

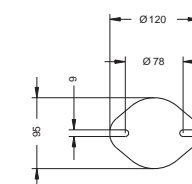
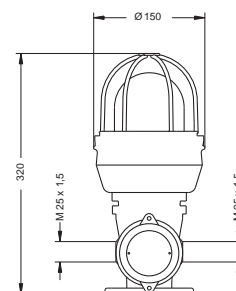
V 240 (±10%)	~ 50/60 Hz	IP 66
°C -25 +50	On ∞	M25x1.5*



EX 050 LD SO 545

CESI 05 ATEX 043 T6	
V ~	240
mA	25
Cd (p) •	22 (max) 7 (min)
W	6

EX050LDS0545240A3 • 96653



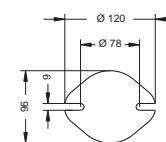
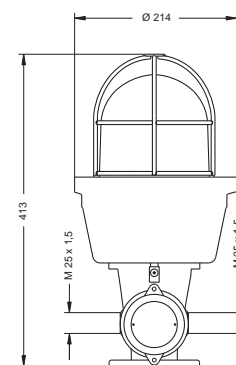
Kg. 2,55



EX 070 LD SO 905

CESI 05 ATEX 043 T6	
V ~	240
mA	22
Cd (p) •	> 10
W	5

EX070LDS0905240A3 • 96673



Kg. 4,52

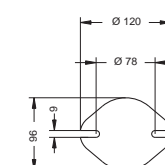
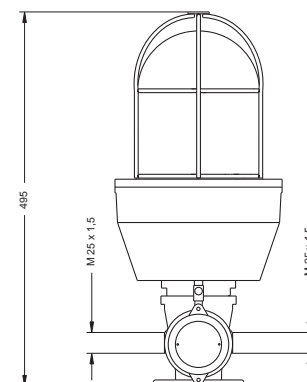
SECONDO ICAO ANNEX 14 CHAPTER 6 - LOW INTENSITY TYPE A
ACCORDING TO ICAO ANNEX 14 CHAPTER 6 - LOW INTENSITY TYPE A



EX 080 LD SO 1505

CESI 05 ATEX 043 T6	
V ~	240
mA	45
Cd (p) •	> 10
W	10

EX080LDS01505240A3 • 97013



Kg. 7,12

SECONDO ICAO ANNEX 14 CHAPTER 6 - LOW INTENSITY TYPE A
ACCORDING TO ICAO ANNEX 14 CHAPTER 6 - LOW INTENSITY TYPE A



II 2 GD Ex de IIC Ex tD A21 - Lampade a led antideflagranti

II 2 GD Ex de IIC Ex tD A21 - Explosion-proof led lamps

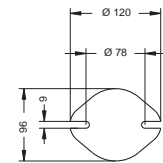
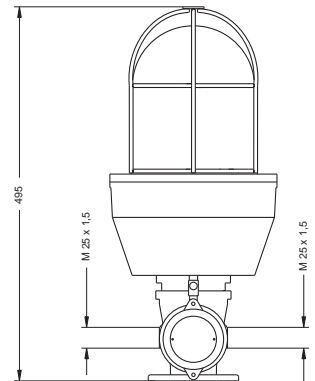
V 240 (±10%)		~ 50/60 Hz	IP 66
°C -25 +50	On ∞		M25x1.5*



EX 080 LD SO 2105

CESI 05 ATEX 043	T6
V ~	240
mA	78
Cd (p) •	> 32
W	15

EX080LDSO2105240A3 • 97033



Kg. 7,28

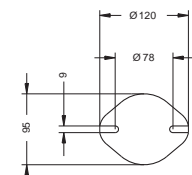
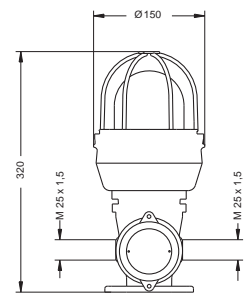
SECONDO ICAO ANNEX 14 CHAPTER 6 - LOW INTENSITY TYPE B
ACCORDING TO ICAO ANNEX 14 CHAPTER 6 - LOW INTENSITY TYPE B



EX 050 LD SA 835

CESI 05 ATEX 043	T6
V ~	240
mA	40
Cd (p) •	22 (max) 7 (min)
W	9

EX050LDSA835240A3 • 96643



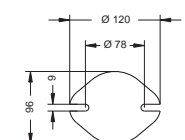
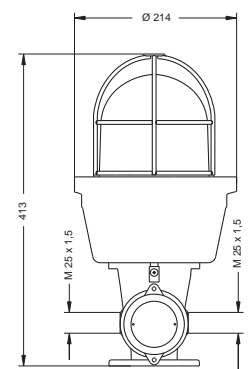
Kg. 2,59



EX 070 LD SA 1195

CESI 05 ATEX 043	T6
V ~	240
mA	35
Cd (p) •	> 10
W	7

EX070LDSA1195240A3 • 96663



Kg. 4,55

SECONDO ICAO ANNEX 14 CHAPTER 6 - LOW INTENSITY TYPE A
ACCORDING TO ICAO ANNEX 14 CHAPTER 6 - LOW INTENSITY TYPE A



II 2 GD Ex de IIC Ex tD A21 - Lampade a led antideflagranti

II 2 GD Ex de IIC Ex tD A21 - Explosion-proof led lamps

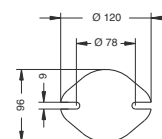
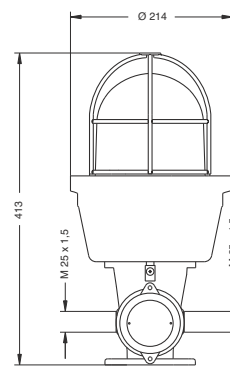
V 240 (±10%)		~ 50/60 Hz		IP 66	
°C -25 +50		On ∞		M25x1.5*	



EX 070 LD SA 1395

CESI 05 ATEX 043	T6
V ~	240
mA	85
Cd (p)	> 10
W	18.5

EX070LDSA1395240A3 • 96683



Kg. 4,76

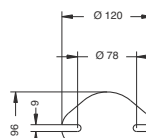
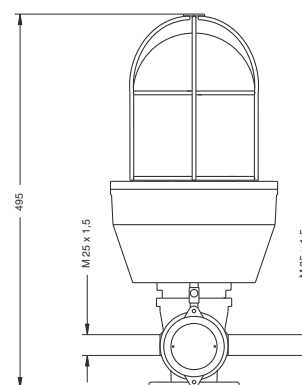
SECONDO ICAO ANNEX 14 CHAPTER 6 - LOW INTENSITY TYPE A
ACCORDING TO ICAO ANNEX 14 CHAPTER 6 - LOW INTENSITY TYPE A



EX 080 LD SA 1995

CESI 05 ATEX 043	T6
V ~	240
mA	70
Cd (p)	> 10
W	17

EX080LDSA1995240A3 • 97003



Kg. 7,18

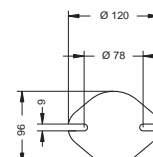
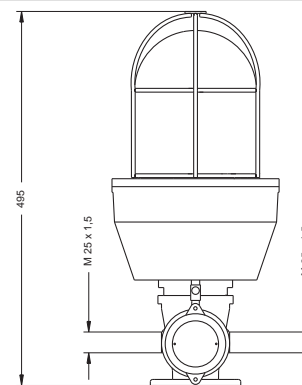
SECONDO ICAO ANNEX 14 CHAPTER 6 - LOW INTENSITY TYPE A
ACCORDING TO ICAO ANNEX 14 CHAPTER 6 - LOW INTENSITY TYPE A



EX 080 LD SA 3185

CESI 05 ATEX 043	T6
V ~	240
mA	130
Cd (p)	> 32
W	28.5

EX080LDSA3185240A3 • 97023



Kg. 7,38

SECONDO ICAO ANNEX 14 CHAPTER 6 - LOW INTENSITY TYPE B
ACCORDING TO ICAO ANNEX 14 CHAPTER 6 - LOW INTENSITY TYPE B



II 2 GD Ex d IIC Ex tD A21 - Sirene elettromeccaniche antideflagranti

II 2 GD Ex d IIC Ex tD A21 - Explosion-proof electric motor sirens

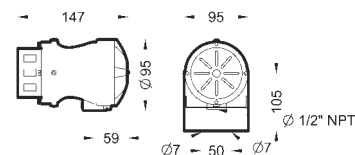
V 12-24-110-240 (±10%)		50/60 Hz	On: 1 min. Off: 10 min.
IP 65/66		°C -50 +50	Ø 1/2" NPT Ø 3/4" ISO 7/1**

IP 66



ETS30/100DB

	ISSeP 08 ATEX 004 X T6			
V	12	24	110	240
A	3	1.6	0.45	0.3
dB(A)1m	100	100	100	100
Hz	1500	1500	1600	1600



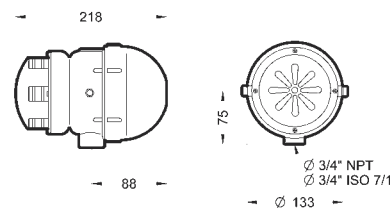
Kg. 1,45

ETS30100DB12DA	62234	ETS30100DB110DA	62236
ETS30100DB24DA	62235	ETS30100DB240DA	62237



ETS60/109DB**

	INERIS 02 ATEX 0001 T6			
V	12	24	110	240
A	15	8.5	2	1
dB(A)1m	109	109	109	109
Hz	1150	1250	1300	1300



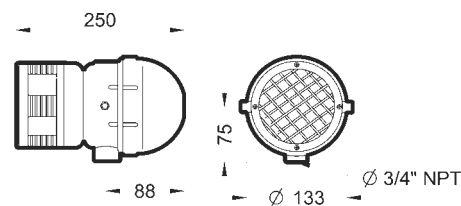
Kg. 3,20

ETS60109DB12DA	62233	ETS60109DB110DA	62232
ETS60109DB24DA	62231	ETS60109DB240DA	62230



ETS60/114DB**

	INERIS 02 ATEX 0001 T6			
V	12	24	110	240
A	12	6.3	2	1
dB(A)1m	114	114	114	114
Hz	650	650	650	650



Kg. 3,45

ETS60114DB12DA	62225	ETS60114DB110DA	62227
ETS60114DB24DA	62229	ETS60114DB240DA	62228



II 2 GD Ex d IIC Ex tD A21 - Sirene elettroniche antideflagranti

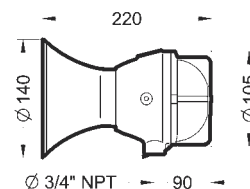
II 2 GD Ex d IIC Ex tD A21 - Explosion-proof electronic sirens

V 12/24-110-240 (±10%)		50/60 Hz	On ∞	IP 65
	°C -50 +50		Ø 3/4" ISO 7/1	



ETH12 MD

	INERIS 02 ATEX 0074 T6		
V	12÷24	-	-
V		110	240
mA	865	45	30
dB(A)1m	Min. 91 - Max. 109		



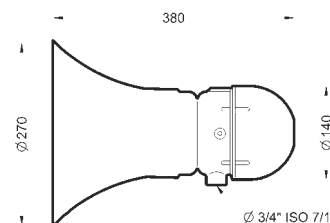
Kg. 1,40

ETH12MD1224DA	57994	ETH12MD240A	57996
ETH12MD110A	57997		



ETH20 MD

	ISSeP 01 ATEX 014 T6	
V	12÷24	-
V		240
mA	550	25
dB(A)1m	Min. 101 - Max. 112	



Kg. 3,35

ETH20MD1224DA	57998	ETH20MD240A	57995
---------------	-------	-------------	-------



II 2 GD Ex d IIC Ex tD A21 - Interruttori di emergenza antideflagranti

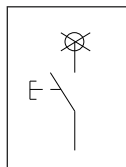
II 2 GD Ex d IIC Ex tD A21 - Explosion-proof emergency switches

IP 66	°C -20 +40	On ∞	1" ISO 7/1
--------------	-------------------	-------------	------------

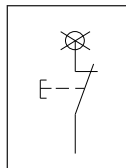
CESI 05 ATEX 062 T6



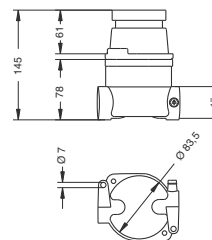
EX 025 PAG



10A - 240V



10A - 240V



Kg. 0,87

EX025PAG 96699

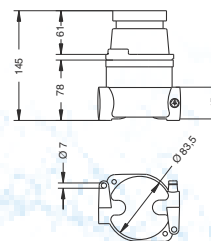
CESI 05 ATEX 062 T6



EX 035 PAG PCS

- Versione per utilizzo con linea SEO SEV PCS
- Version to be used with the SEO SEV PCS range

EX035PAGPCS 96700




Kg. 0,89



Ricambi Spare parts

**VETRO + GRIGLIA + GHIERA PER:
GLASS + GRID + RING FOR:**



VETRO per EX 025 PAG
e EX 035 PAG PCS
GLASS for EX 025 PAG
and EX 035 PAG PCS

LAMPADE BULBS



LR BA 9s

LRBA9S10W12	72761
LRBA9S10W24	72762
LRBA9S10W48	72763
LRBA9S10W110	72764
LRBA9S10W240	72766



LR BA 15s

LRBA15S45W12	71600
LRBA15S45W24	71601
LRBA15S45W48	71606



LR E 14

LRE14S40W110	71615
LRE14S40W240	71617



LR XENO 1J

LRX1J	70912
-------	-------



LR E14

LRE14T25W5048	71663
LRE14T25W110	71625
LRE14T25W240	71640



LR BA 15d

LRBA15D5W12	70941
LRBA15D5W24	70942
LRBA15D5W48	70943
LRBA15D5W130	70944
LRBA15D5W240	70945



LR BA 15d

LRBA15D5W12	70941
LRBA15D5W24	70942
LRBA15D5W48	70943
LRBA15D5W130	70944
LRBA15D5W240	70945



LR BA 15d

LRBA15D40W12	70956
LRBA15D40W24	70957
LRBA15D40W48	70958
LRBA15D40W130	70959
LRBA15D40W240	70960



LR E27

LR E27 100W240	27798
LR E27 200W240	97130



LR H1

LRH155W12	71602
LRH170W24	71603



LR XENO 2J

LRX2J	71634
-------	-------



LR XENO 16J

LRX15-20J	71638
-----------	-------



LR XENO 6J

LRX6J1F	71639
---------	-------

CUPOLE RICAMBIO DISPONIBILI A RICHIESTA
SPARE DOMES AVAILABLE ON REQUEST

italian
quality




Made in Italy

Industria
Leader

SIRENA S.p.A.

**Prodotti
per carrelli
elevatori**

**Products
for forklift
trucks**



Indice

Index

Prodotti per carrelli elevatori Products for forklift trucks

Luci xeno multitemensione Multi-voltage xenon flashing beacons

310-312



ELEBLITZ 10÷100V 1F FLASH ELEV 10÷100V 1F-2F



FLC 1200 10÷100V 1F FLT ELEV 10÷100V 1F MICROROT ISO B ELEV 10÷100V 1F



MINIFRESNEL ISO B ELEV 10÷100V 1F MINITRUCK 120 10÷100V 1F SFEROFLASH 10÷100V 1F



FLASH ELEV SL 10÷100V 1F-2F MICROROT ISO B ELEV SL 10÷100V 1F



MINIFRESNEL ISO B ELEV SL 10÷100V 1F

Avisatori acustici multitemensione Multi-voltage back-up alarms

313-314



RES 10÷100V RETRO ALLARM 10÷100V



SEN 10÷100V BACK-UP ALARM SLOW
BACK-UP ALARM FAST



BACK-UP ALARM V36L1 SVAR 10÷100V



www.om-mb.com



Prodotti per carrelli elevatori . Products for forklift trucks

Prodotti per carrelli elevatori

Products for forklift trucks

V 10÷100		V 20÷80		Flash/min. 1F: 60÷130	2F: 2x75±10	IP 54
°C -30 +40	On		2	PC	autoestinguente self-extinguishing	

Luce xeno multitensione - monolampo Multi-voltage xenon flashing beacon - single flash

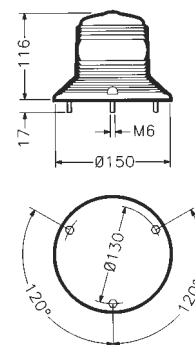


ELEBLITZ 10÷100V 1F
ELEBLITZ1F10100

①

1F	V	10 ÷ 24 ÷ 48 ÷ 80 ÷ 100				
	mA	270	190	110	75	60
	Cd(p)	650	950	830	870	970
	V	20 ÷ 48 ÷ 80				
	mA	240	280	240		
	Cd(p)	800	880	950		

ELEBLITZ1F10100D2 • 84561



Kg 0,36

Luce xeno multitensione - monolampo o bilampo Multi-voltage xenon flashing beacon - single or double flash

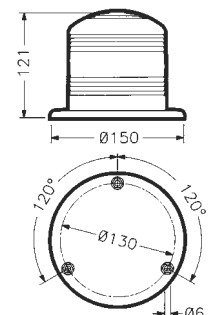


FLASH ELEV 10÷100V 1F-2F
FLELB1F10100

①

1F	V	10 ÷ 24 ÷ 48 ÷ 80 ÷ 100				
	mA	270	190	110	75	60
	Cd(p)	1000	1450	1500	1550	1600
	V	20 ÷ 48 ÷ 80				
	mA	240	280	240		
	Cd(p)	800	1050	1100		
2F	V	10 ÷ 100				
	mA	220 ÷ 50				
	Cd(p)	900 750				

FLELB1F10100D2 • 84524
FLELB2F10100D2 • 84583



Kg 0,45

Luce xeno multitensione - monolampo Multi-voltage xenon flashing beacon - single flash

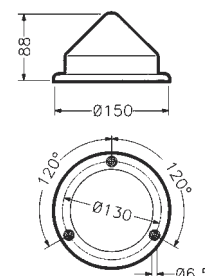


FLC 1200 10÷100V 1F
FLC12001F10100

①

1F	V	10 ÷ 24 ÷ 48 ÷ 80 ÷ 100				
	mA	270	190	110	75	60
	Cd(p)	950	1650	1650	1650	1700
	V	20 ÷ 48 ÷ 80				
	mA	240	280	240		
	Cd(p)	800	910	1000		

FLC12001F10100D2 • 84567



Kg 0,23

Luce xeno multitensione - monolampo Multi-voltage xenon flashing beacon - single flash

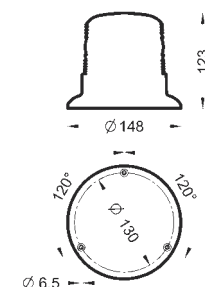


FLT ELEV 10÷100V 1F
FLTELEV1FL10100

①

1F	V	10 ÷ 24 ÷ 48 ÷ 80 ÷ 100				
	mA	270	190	110	75	60
	Cd(p)	1000	1450	1500	1550	1600
	V	20 ÷ 48 ÷ 80				
	mA	240	280	240		
	Cd(p)	1350	1400	1450		

FLTELEV1FL10100V • 84608



Kg 0,35

Prodotti per carrelli elevatori

Products for forklift trucks

V 10÷100		V 20÷80		Flash/min. 1F: 60÷130	IP 54
°C -30 +40		On		2 PC	autoestinguente self-extinguishing

Luce xeno multitemensione - monolampo Multi-voltage xenon flashing beacon - single flash

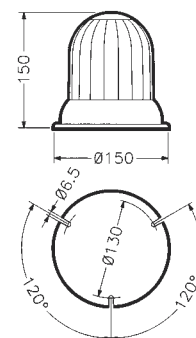


MICRODOT ISO B ELEV
10÷100V 1F
MRTISOBEL10100

ⓑ

1F	V	10 ÷ 24 ÷ 48 ÷ 80 ÷ 100				
	mA	270	190	110	75	60
	Cd(p)	550	920	940	940	960
	V	20 ÷ 48 ÷ 80				
	mA	240	280	240		
	Cd(p)	850	910	1000		

MRTISOBEL10100D2 ● 84547



Kg 0,42

Luce xeno multitemensione - monolampo Multi-voltage xenon flashing beacon - single flash

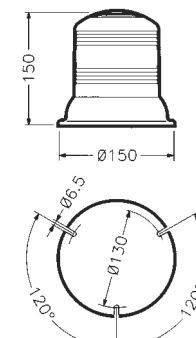


MINIFRESNEL ISO B ELEV
10÷100V 1F
MFRISOBEL1F10100

ⓑ

1F	V	10 ÷ 24 ÷ 48 ÷ 80 ÷ 100				
	mA	270	190	110	75	60
	Cd(p)	650	1130	1130	1130	1130
	V	20 ÷ 48 ÷ 80				
	mA	240	280	240		
	Cd(p)	800	1050	1100		

MFRISOBEL1F10100D2 ● 84582



Kg 0,43

Luce xeno multitemensione - monolampo Multi-voltage xenon flashing beacon - single flash

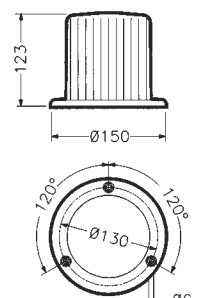


MINITRUCK 120
10÷100V 1F
MTRUCK1201F10100

ⓐ

1F	V	10 ÷ 24 ÷ 48 ÷ 80 ÷ 100				
	mA	270	190	110	75	60
	Cd(p)	650	850	950	970	970
	V	20 ÷ 48 ÷ 80				
	mA	240	280	240		
	Cd(p)	800	960	985		

MTRUCK1201F10100D2 ● 84628



Kg 0,38

Luce xeno multitemensione - monolampo Multi-voltage xenon flashing beacon - single flash

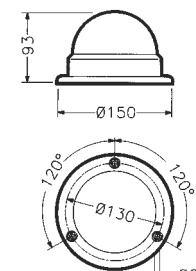


SFEROFLASH
10÷100V 1F
SFERO1F10100

ⓐ

1F	V	10 ÷ 24 ÷ 48 ÷ 80 ÷ 100				
	mA	270	190	110	75	60
	Cd(p)	850	1150	1300	1500	1500
	V	20 ÷ 48 ÷ 80				
	mA	240	280	240		
	Cd(p)	1300	1350	1400		

SFERO1F10100D2 ● 84546



Kg 0,26

Prodotti per carrelli elevatori

Products for forklift trucks

V 10÷100		V 20÷80		Flash/min. 1F: 60÷130	2F: 2x75±10	IP 20
SL:		°C -30 +40	On		2	PC

Luce xeno multitensione - monolampo o bilampo - con segnale acustico incorporato

Multi-voltage xenon flashing beacon - single or double flash - with built-in audible signal



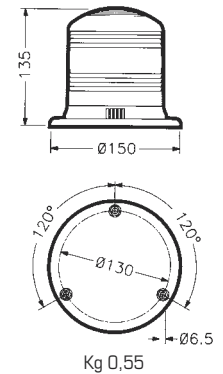
FLASH ELEV SL
10÷100V 1F-2F
FLELSL1F10100

①

1F	V	10 ÷ 100
	mA	220 ±50
	Cd(p)	1800
	dB(A)1m	75 ÷ 85
	Hz	2500 ± 100

2F	V	10 ÷ 100
	mA	220 ±50
	Cd(p)	900 750
	dB(A)1m	75 ÷ 85
	Hz	2500 ± 100

FLELSL1F10100D2 ● 84514
FLELSL2F10100D2 ● 84584



Luce xeno multitensione - monolampo - con segnale acustico incorporato

Multi-voltage xenon flashing beacon - single flash - with built-in audible signal

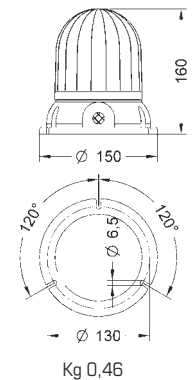


MICROROT ISO B ELEV SL
10÷100V 1F
MRTISOBELSL1F10100

⑧

1F	V	10 ÷ 100
	mA	220 ±50
	Cd(p)	1000
	dB(A)1m	75 ÷ 85
	Hz	2500 ± 100

MRTISOBELSL1F10100D2 ● 84575



Luce xeno multitensione - monolampo con segnale acustico incorporato

Multi-voltage xenon flashing beacon - single flash - with built-in audible signal

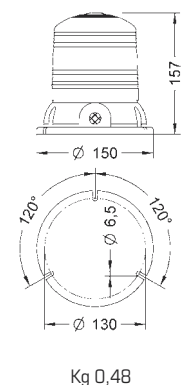


MINIFRESNEL ISO B ELEV SL
10÷100V 1F
MFRISOBELSL1F10100

⑧

1F	V	10 ÷ 100
	mA	220 ±50
	Cd(p)	1800
	dB(A)1m	75 ÷ 85
	Hz	2500 ± 100

MFRISOBELSL1F10100D2 ● 24841



Prodotti per carrelli elevatori

Products for forklift trucks

V 10÷100	===	On ∞	IP 54	🎵 ---	°C -30 +50	autoestinguente self-extinguishing
----------	-----	------	-------	-------	------------	---------------------------------------

Avvisatore acustico multitemperatura di retromarcia Multi-voltage back-up alarm

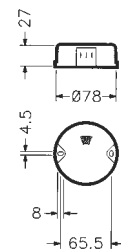


RES 10÷100V*
RES10100

16

V ===	10 ÷ 100
mA	24 ÷ 12
dB(A)1m	92
dB(A)1m	82
Hz	2500

RES10100 52342



Kg 0,17

Avvisatore acustico multitemperatura di retromarcia Multi-voltage back-up alarm

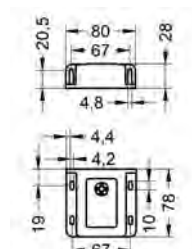


RETO ALLARM
10÷100V* 1F
RTA10100

16

V ===	10 ÷ 100
mA	24 ÷ 12
dB(A)1m	92
dB(A)1m	82
Hz	2500

RTA10100 52331



Kg 0,19

Avvisatore acustico multitemperatura di retromarcia Multi-voltage back-up alarm

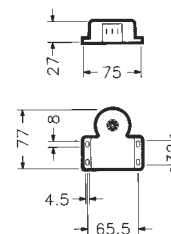


SEN 10÷100V*
SEN10100

16

V ===	10 ÷ 100
mA	24 ÷ 12
dB(A)1m	92
dB(A)1m	82
Hz	2500

SEN10100 52343



Kg 0,13

* I dati in dB sono relativi al prodotto alimentato con 24V CC

* The dB data refers to products supplied in 24V DC

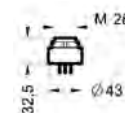
V 6÷28 12÷48	===	On ∞	IP 54 55	🎵 — ---	°C -30 +50
-----------------	-----	------	-------------	---------	------------



BACK-UP ALARM SLOW
BACK-UP ALARM FAST

SLOW		FAST	
V ===	6 ÷ 28	V ===	6 ÷ 28
mA	2,5 ÷ 40	mA	2,5 ÷ 25
dB(A)1m	85 ÷ 99	dB(A)1m	85 ÷ 99
Hz	2900	Hz	2900
🎵 ---	30 p/m	🎵 ---	160 p/m

BACK-UP ALARM SLOW PULSE 6÷28V 52346
BACK-UP ALARM FAST PULSE 6÷28V 52345



Kg 0,04

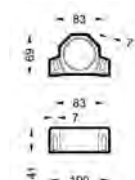
IP 55



BACK-UP ALARM V36L1

V36L1	
V ===	6 ÷ 28
mA	175 ÷ 215
dB(A)1m	93.5
Hz	1300(±100)
🎵 ---	80 p/m

BACK-UP ALARM V36L1 12÷48V BIS 52348



Kg 0,29

Prodotti per carrelli elevatori

Products for forklift trucks

V 10÷100	≡≡≡	On ∞	IP 55	🎵 ---	°C -30 +50	autoestinguente self-extinguishing
----------	-----	------	-------	-------	------------	---------------------------------------

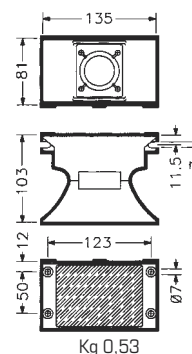
Avvisatore acustico multitemperatura di retromarcia con intensità suono autoregolabile in base alla rumorosità ambientale
Multi-voltage back-up alarm with self-adjustable sound intensity depending on ambient noise



SVAR 10÷100V
SVAR10100
 (16 21)

V ≡≡≡	10 ÷ 100
mA	480 ÷ 50
dB(A)1m	88 ▲ 110
Hz	2500 (±100)

SVAR10100 52335



Prodotti per carrelli elevatori . Products for forklift trucks



italian
quality



Made in Italy

Industria
Leader

SIRENA S.p.A.

**Linea
fari di
illuminazione**

**Light beam
signals**



Linea fari di illuminazione
Light beam signals

317-324



Linea fari di illuminazione. Light beam signals



Fari orientabili manualmente con luce alogena

Halogen swivel light beams - manual orientation

V 12-24 (±10%)



IP 65

°C -30 +50

On ∞

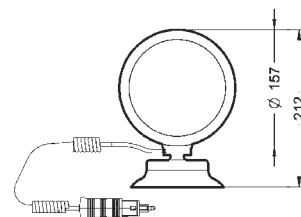
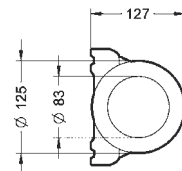


FO 195 H1 MV
FO195H1MVD
FO195H1MVP

55 56

FO195H1MVD12D 30003
FO195H1MVD24D 29988

	V	12	24
	A	4.6	2.9
	Cd (p)	195.000	
H1 12V 55W LR H 55W 12 H1 24V 70W LR H 70W 24			



FO195H1MVP12D 30004
FO195H1MVP24D 30005



Kg. 1,24

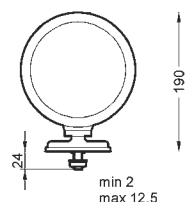
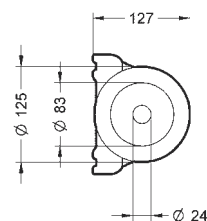


FO 195 H1 B
FO195H1BD
FO195H1BP

55 57

FO195H1BD12D 29976
FO195H1BD24D 29978

	V	12	24
	A	4.6	2.9
	Cd (p)	195.000	
H1 12V 55W LR H 55W 12 H1 24V 70W LR H 70W 24			



FO195H1BP12D 29977
FO195H1BP24D 29989



Kg. 0,97

Linea fari di illuminazione. Light beam signals

Fari orientabili manualmente con luce allo xeno

Swivel light beams with xenon light - manual orientation

V 12÷24 (±10%)	≡	IP 65	°C -30 +50	On ∞
----------------	---	-------	------------	------

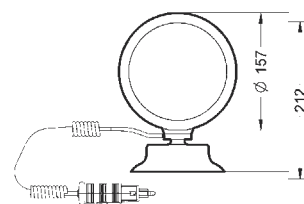
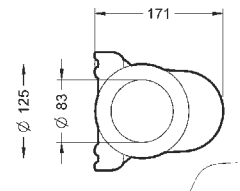


FO230HIDMVD12/24D 29985

FO 230 HID MV
FO230HIDMVD
FO230HIDMVP

55 56

	V ≡	12÷24	
	A	3.3	1.65
	Cd (p)	230.000	
HID 35W LR HID 35W			



FO230HIDMVP12/24D 30006



Kg. 1,77

Linea fari di illuminazione. Light beam signals

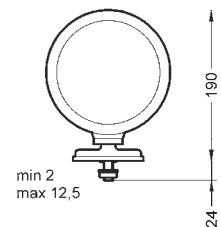
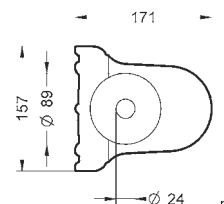


FO230HIDBD12/24D 29970

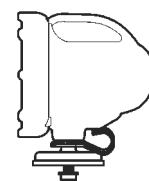
FO 230 HID B
FO230HIDBD
FO230HIDBP

55 57

	V ≡	12÷24	
	A	3.3	1.65
	Cd (p)	230.000	
HID 35W LR HID 35W			



FO230HIDBP12/24D 29987




Kg. 1,49


Fari di lavoro

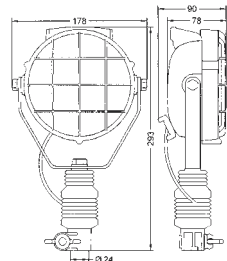
Work beams

V 12-24 (±10%)	≡	IP 44	°C -30 +50	On ∞
----------------	---	-------	------------	------



	V ≡	12	24	FDL M/D FDL A/D FDL P/D
	A	4.6	2.9	
	Cd (p)	4000	4000	
	∠	26°		
H3 12V 55W H3 24V 70W				

	V ≡	12	24	FDL M/P FDL A/P FDL P/P
	A	4.6	2.9	
	Cd (p)	4000	4000	
	∠	5°		
H3 12V 55W H3 24V 70W				




FDLADH12D	28019	FDLADH24D	28031
FDLAPH12D	28018	FDLAPH24D	28030


Kg. 0,9

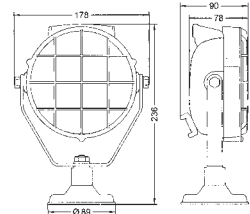
FARO DI LAVORO A
WORK BEAM A
FDLA/DH
FDLA/PH

13 18 25 27



	V ≡	12	24	FDL M/D FDL A/D FDL P/D
	A	4.6	2.9	
	Cd (p)	4000	4000	
	∠	26°		
H3 12V 55W H3 24V 70W				

	V ≡	12	24	FDL M/P FDL A/P FDL P/P
	A	4.6	2.9	
	Cd (p)	4000	4000	
	∠	5°		
H3 12V 55W H3 24V 70W				




FDLMDH12D	28028	FDLMDH24D	28029
FDLMPH12D	28027	FDLMPH24D	28026


Kg. 1,2

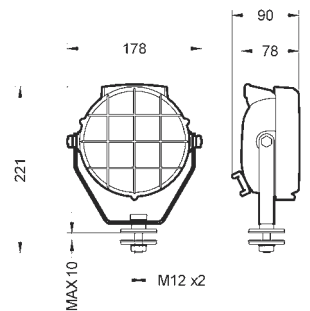
FARO DI LAVORO M
WORK BEAM M
FDLM/DH
FDLM/PH

13 18 25 26



	V ≡	12	24	FDL M/D FDL A/D FDL P/D
	A	4.6	2.9	
	Cd (p)	4000	4000	
	∠	26°		
H3 12V 55W H3 24V 70W				

	V ≡	12	24	FDL M/P FDL A/P FDL P/P
	A	4.6	2.9	
	Cd (p)	4000	4000	
	∠	5°		
H3 12V 55W H3 24V 70W				



FDLPDH12D	29982	FDLPDH24D	29983
FDLPPH12D	28048	FDLPPH24D	28044

Kg. 0,76

FARO DI LAVORO P
WORK BEAM P
FDLP/DH
FDL P/PH

13 18 25 40

Linea fari di illuminazione. Light beam signals

Fari di lavoro con sensore crepuscolare

Work beams with twilight sensor

V 20÷100	≡	IP 44	°C -30 +50	On ∞
----------	---	-------	------------	------

Faro di lavoro con sensore automatico crepuscolare + CSW 20÷100V

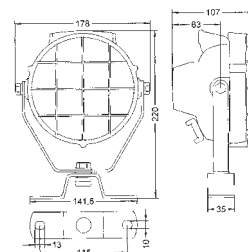
Work beam with twilight automatic sensor + CSW 20÷100V



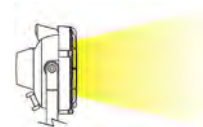
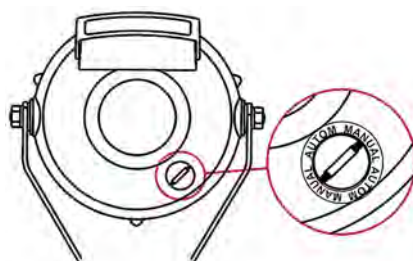
KIT FMA N
KITFMAN
⑬ ⑱ ⑲ ⑳ ㉑

 H3 12V 55W LR H3 55W 12	V ≡	20÷100
	A	3.2÷0.6
	V out	12V dc
	P out	max 60 W
	Cd (p)	4000

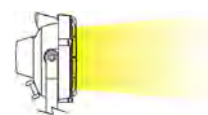
KITFMAND20100	28035
KITFMANP20100	28046



Kg. 1,4



FDL D = LUCE DIFFUSA
DIFFUSED LIGHT



FDL P = LUCE DI PROFONDITÀ
DEPTH LIGHT

Faro di lavoro con sensore automatico crepuscolare + CSW 20÷100V + base DIN A + spinotto R

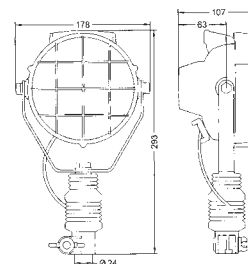
Work beam with twilight automatic sensor + CSW 20÷100V + DIN A base + adapter socket R



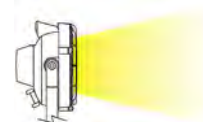
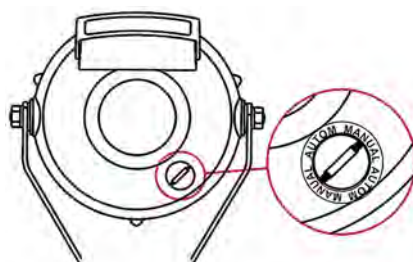
KIT FMA A
KITFMAA
⑬ ⑱ ⑲ ⑳ ㉑

 H3 12V 55W LR H3 55W 12	V ≡	20÷100
	A	3.2÷0.6
	V out	12V dc
	P out	max 60 W
	Cd (p)	4000

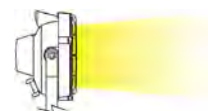
KITFMAAD20100	28036
KITFMAAP20100	28047



Kg. 1,5



FDL D = LUCE DIFFUSA
DIFFUSED LIGHT



FDL P = LUCE DI PROFONDITÀ
DEPTH LIGHT

Fari di lavoro con sensore crepuscolare

Work beams with twilight sensor

V 20÷100



IP 44

°C -30 +50

On ∞


Faro di lavoro con sensore automatico crepuscolare + CSW 20÷100V + 1 magnete + CSP SAC + CKM

Work beam with twilight automatic sensor + CSW 20÷100V + 1 magnet + CSP SAC + plug-in socket with cap (CKM)



KIT FMA M
KITFAM

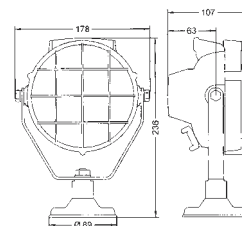
13 18 25 26

	V	20÷100
	A	3.2÷0.6
	V out	12V dc
	P out	max 60 W

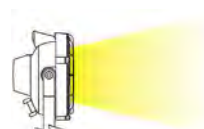
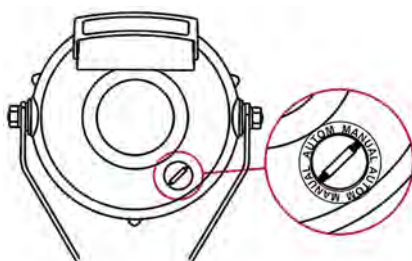
H3 12V 55W
LR H3 55W 12

Cd (p)
4000

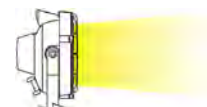
KITFMAMD20100 28037
KITFMAMP20100 28045



Kg. 1,7



FDL D = LUCE DIFFUSA
DIFFUSED LIGHT



FDL P = LUCE DI PROFONDITÀ
DEPTH LIGHT

V 20÷100



On ∞

IP 55

°C -30 +50

Convertitore di tensione DC-DC
Voltage converter DC-DC

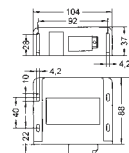


CONVERTITORE SWITCHING
CONVERTER SWITCHING
CSW20/100V

16

V	20÷100
A	3.2÷0.6
V out	12V dc
P out	max 60 W

CSW20100 84596



Kg. 0,45

Fari orientabili elettricamente

Swivel light beams - electrically powered

V 12-24 (±10%)



IP 55

°C -30 +50

On ∞

6

PC HT

Faro orientabile con comando a distanza via radio (FORC S) o via cavo (FOTC S) Swivel light beam operated at a distance by a radio (FORC S) or by a cable (FOTC S)

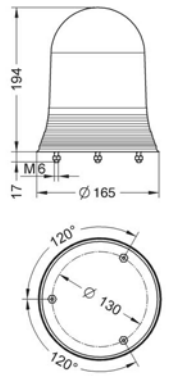


**FORC S B
FOTC S B**

13 65

	V ---	12	24
	A	4.6	2.9
	Cd (p)	120.000	

FORCSBDH55W12D	45000	FOTCSBDH55W12D	45008
FORCSBPH55W12D	45001	FOTCSBPH55W12D	45009
FORCSBDH70W24D	45002	FOTCSBDH70W24D	45010
FORCSBPH70W24D	45003	FOTCSBPH70W24D	45011



Kg. 1,10

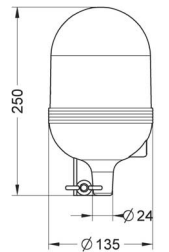


**FORC S A
FOTC S A**

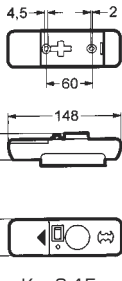
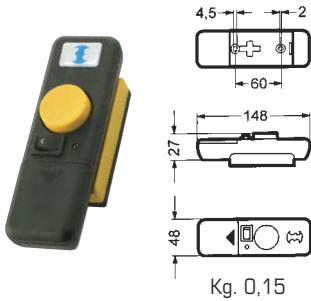
13

	V ---	12	24
	A	4.6	2.9
	Cd (p)	120.000	

FORCSADH55W12D	45012	FOTCSADH55W12D	45020
FORCSAPH55W12D	45013	FOTCSAPH55W12D	45021
FORCSADH70W24D	45014	FOTCSADH70W24D	45022
FORCSAPH70W24D	45015	FOTCSAPH70W24D	45023



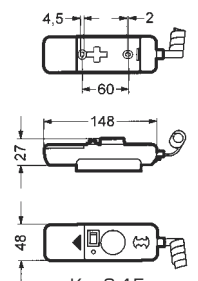
Kg. 0,95



Kg. 0,15

Radiocomando (FORC)
Remote control by radio (FORC)

Telecomando (FOTC)
Remote control by wire (FOTC)



Kg. 0,15

FORC S con griglia FORC S with grid

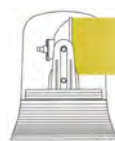


BDFORCSM


13 65 17

	V ---	12	24
	A	4.6	2.9
	Cd (p)	120.000	

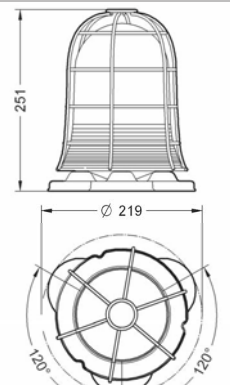
BDFORCSMDH55W12D	45032
BDFORCSMPH55W12D	45033
BDFORCSMDH70W24D	45034
BDFORCSMPH70W24D	45035



P = LUCE DI PROFONDITÀ
DEPTH LIGHT



D = LUCE DIFFUSA
DIFFUSED LIGHT

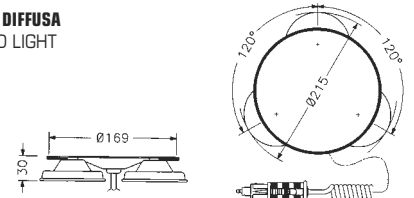


Kg. 2,90



B3M

B3M	83152
-----	-------



Kg. 1,15

Fari orientabili elettricamente

Swivel light beams - electrically powered

V 12-24 (±10%)		IP 67	°C -30 +50	On ∞	6	PC HT
----------------	--	-------	------------	------	---	-------

Faro radiocomandato per impiego marino

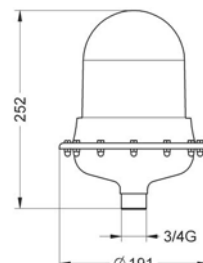
Radio controlled waterproof light beam for marine application



FORC INOX S
STFORCS
(10)

	V	12	24
	A	4.6	2.9
	Cd (p)	120.000	

- STFORCSDH55W12D 45040
- STFORCSPH55W12D 45041
- STFORCSDH70W24D 45042
- STFORCSPH70W24D 45043



Kg. 2,26

V 12-24 (±10%)		IP 55	°C -30 +50	On ∞	6	PC HT
----------------	--	-------	------------	------	---	-------

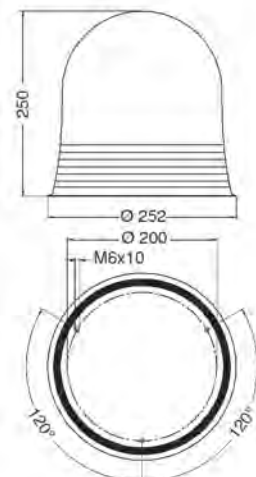


B2 FORC S B H1 100W
B2FORCSBH100W
(65) (66)

B2 FOTC S B H1 100W
B2FOTCSBH100W
(65) (66)

	V	12	24
	A	6.6	3.3
	Cd (p)	195.000	

- B2FORCSBDH100W12D 45048
- B2FORCSBPH100W12D 45049
- B2FORCSBDH100W24D 45050
- B2FORCSBPH100W24D 45051
- B2FOTCSBDH100W12D 45056
- B2FOTCSBPH100W12D 45057
- B2FOTCSBDH100W24D 45058
- B2FOTCSBPH100W24D 45059



Kg. 2,30

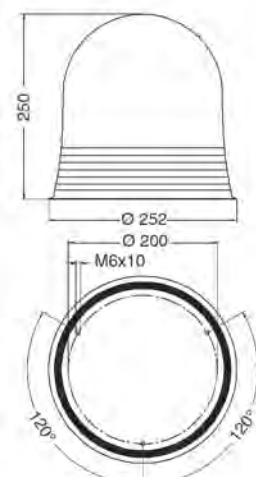


B2 FORC S B HID
B2FORCSBHID
(65) (66)

B2 FOTC S B HID
B2FOTCSBHID
(65) (66)

	V	12÷24	
	A	3.3	1.65
	Cd (p)	230.000	

- B2FORCSBDHID12D 45060
- B2FORCSBPHID12D 45061
- B2FORCSBDHID24D 45062
- B2FORCSBPHID24D 45063
- B2FOTCSBDHID12D 45068
- B2FOTCSBPHID12D 45069
- B2FOTCSBDHID24D 45070
- B2FOTCSBPHID24D 45071



Kg. 2,77

Linea fari di illuminazione. Light beam signals

Fari di ricerca portatili

Portable search beams

V 12 Tensione di ricarica Recharge voltage	IP 65	°C -30 +50
(Batt. Pb 12V 4500 mAh)	Tempo max. di ricarica Max. recharge time	240 min.

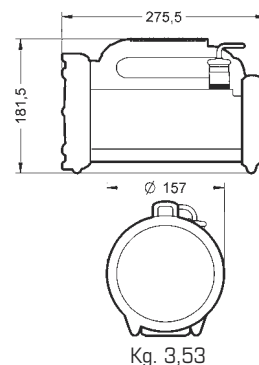
Faro di ricerca autoalimentato portatile con luce alogena e segnalatore posteriore a led Battery operated portable search beam with halogen light and rear led signalling indicator



BILIGHT
BILIGHT
52 53 54

	V 12
	Cd (p) 195.000
H1 12V 55W LR H 55W 12	On 30 min.
LED	V 12
	Cd (p) 65
	On 600 min.

BILIGHTDNERO12D 76144
BILIGHTPNERO12D 76145



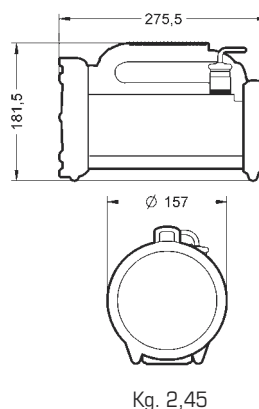
Faro di ricerca autoalimentato portatile con luce alogena Battery operated portable search beam with halogen light



FPH H1
FPHH1
52 53 54

	V 12
	Cd (p) 195.000
H1 12V 55W LR H 55W 12	On 30 min.

FPHH1DNERO12D 76165
FPHH1PNERO12D 76166



V 12 Tensione di ricarica Recharge voltage	IP 65	°C -30 +50
(Batt. Pb 12V 4500 mAh)	Tempo max. di ricarica Max. recharge time	240 min.

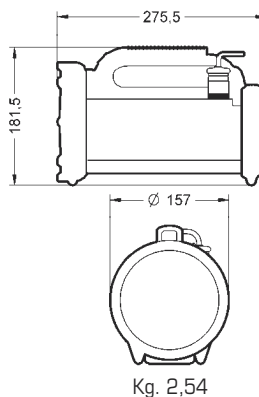
Faro di ricerca autoalimentato portatile con luce alogena e sirena Battery operated portable search beam with halogen light and siren



FPHS H1
FPSSH1
52 53 54

	V 12
	Cd (p) 195.000
H1 12V 55W LR H 55W 12	On 30 min.
	V 12
	dB(A)1m 107/110
	Hz 2650/2950

FPSSH1DROSSO12D 76152
FPSSH1PROSSO12D 76153

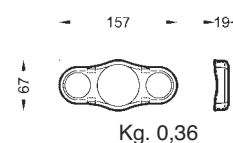


Cinghia per tracolla ad aggancio rapido con chiusura a strozzo in dotazione Quick clip on shoulder strap with blocking closure supplied



BM 3ND

BM3ND 72473




Kg. 0,36

Altri colori disponibili a richiesta. Other colours available on request.

Dispositivi luminosi di emergenza
Luminous warning devices

327-332



BMX AA

BOX C2



BOX V4



BOX P6



BOX P6 SPECIAL



BOX G10



TRX AA



PLX AA



CONI COLORATI
DIFFUSERS



MICRO PLX



ALIMENTATORE DA RETE
MAINS FEEDERS



Dispositivi luminosi di emergenza . Luminous warning devices

Dispositivi luminosi di emergenza

Luminous warning devices

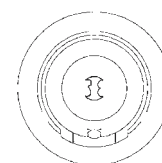
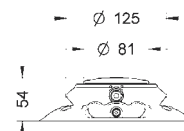
V 12÷24	Tensione di ricarica Recharge voltage		IP 66	°C -40 +55
(Batt. Ni-MH 6V 1600 mAh)	Tempo max. di ricarica Max. recharge time	180 min.		1 2 3 4 PC

Dispositivo a led autoalimentato per segnalazione emergenza stradale - luce lampeggiante e fissa
Battery operated led warning device for emergency road signalling - flashing and continuous light

Conforme - according
UNI EN 12352 M1/M3-T2-L1-L3-F1-F3-O2-C
(rosso-giallo 1) - (red-yellow 1)



BMX AA
BMXAA
 (58 59)



Kg. 0,89

V	12÷24
mA	600 300
LED	Cd (p) 30
LED	Cd (p) 25
LED	Cd (p) 30
LED	Cd (p) 50
On	12 h
On	8 h

= **LUCE LAMPEGGIANTE**
 FLASHING LIGHT

= **LUCE FISSA**
 CONTINUOUS LIGHT

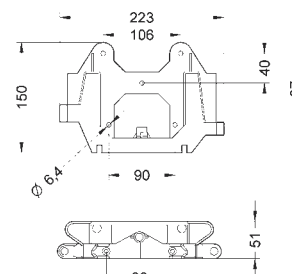
BMXAA12/24D1 74674 BMXAA12/24D3 74597
 BMXAA12/24D2 74670 BMXAA12/24D4 74673



74797

Modulo per ricarica BMX AA
BMX AA recharge modular support

(12)



Kg. 0,17



+



ADACONBMX 74807

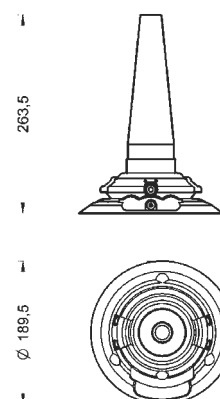
+



=



74801
 74808
 74793
 74794
 74795



Kg. 0,99

Cavi di ricarica disponibili a richiesta. Recharge cables available on request.

Dispositivi luminosi di emergenza

Luminous warning devices

Dispositivi luminosi di emergenza . Luminous warning devices



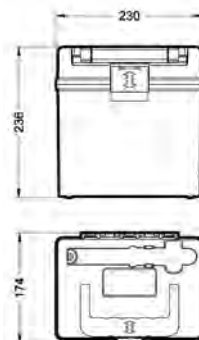
BOX C2

Contenuto del BOX C2:

- No. 2 BMX AA (colore a scelta)
- No. 2 adattatori per diffusore
- No. 2 diffusori colorati (colore a scelta)
- No. 1 torcia MICRO PLX
- No. 1 pastello stradale

Contents of the C2 BOX:

- No. 2 BMX AA (colour options)
- No. 2 adapters for diffuser
- No. 2 coloured diffusers (colour options)
- No. 1 MICRO PLX torch
- No. 1 road marker



Kg. 2,90



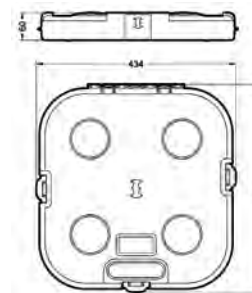
BOX V4

Contenuto del BOX V4:

- No. 4 BMX AA (colore a scelta)
- No. 1 torcia MICRO PLX
- No. 1 pastello stradale
- Opzione: blister con 4 coni + 4 adattatori (colore a scelta)

Contents of the V4 BOX:

- No. 4 BMX AA (colour options)
- No. 1 MICRO PLX torch
- No. 1 road marker
- Option: blister with 4 diffusers + 4 adapters (colour options)



Kg. 5,10



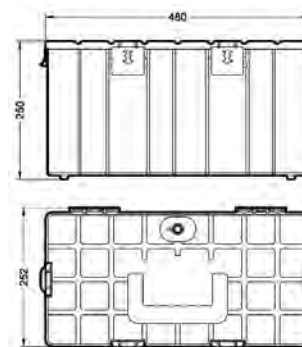
BOX P6

Contenuto del BOX P6:

- No. 6 BMX AA (colore a scelta)

Contents of the P6 BOX:

- No. 6 BMX AA (colour options)



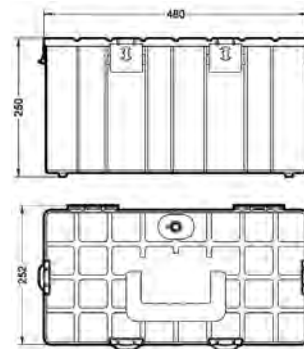
Kg. 8,70

Dispositivi luminosi di emergenza

Luminous warning devices



BOX P6 SPECIAL



Kg. 10,00

Contenuto del BOX P6 SPECIAL:

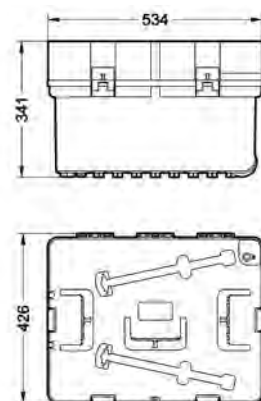
- No. 6 BMX AA (colore a scelta)
- No. 6 adattatori per diffusore (colore a scelta)
- No. 6 diffusori colorati (colore a scelta)
- No. 1 torcia PLX AA
- No. 1 torcia MICRO PLX
- No. 2 pastelli stradali
- No. 1 bottiglia disinfettante
- No. 1 bomboletta vernice spray
- No. 2 nastri segnaletici
- No. 1 paio guanti protettivi in pelle

Contents of the P6 special BOX:

- No. 6 BMX AA (colour options)
- No. 6 adapters for diffuser (colour options)
- No. 6 coloured diffusers (colour options)
- No. 1 PLX AA torch
- No. 1 MICRO PLX torch
- No. 2 road markers
- No. 1 bottle disinfectant
- No. 1 spray paint
- No. 2 packs two-colour tape
- No. 1 pair of leather protective gloves

Per configurazioni speciali.
For special configurations.

Esempio di configurazione
Configuration example



Kg. 20,10



BOX G10

Box trolley con maniglia estraibile per trasporto. Disponibile in varie configurazioni.
Trolley box with extendable handle for easy transport. Different configurations available.

Dispositivi luminosi di emergenza

Luminous warning devices



TRX AA
TRXAA
60 61

V 12÷24	Tensione di ricarica Recharge voltage	IP 66	°C -30 +50
(Batt. Ni-MH 6V 4000 mAh)	Tempo max. di ricarica Max. recharge time	240 min.	1 2 3 4 PC

Torcia elettronica a led autoalimentata per segnalazione emergenza stradale - luce lampeggiante e fissa
Battery operated electronic led torch for emergency road signalling - flashing and continuous light

V	12÷24
A	1.1 0.6
LED Cd (p)	25
LED Cd (p)	40
LED Cd (p)	35
LED Cd (p)	60
On	12 h
On	8 h

= **LUCE LAMPEGGIANTE**
FLASHING LIGHT

= **LUCE FISSA**
CONTINUOUS LIGHT

TRXAA12/24D1		74802
TRXAA12/24D2		74803
TRXAA12/24D3		74598
TRXAA12/24D4		74804



Kg. 2,9

Cavi di ricarica disponibili a richiesta. Recharge cables available on request.



Dispositivi luminosi di emergenza . Luminous warning devices

Dispositivi luminosi di emergenza

Luminous warning devices

V 12÷24	Tensione di ricarica Recharge voltage		IP 65	°C -40 +50
(Batt. Ni-MH 6V 1600 mAh)			Tempo max. di ricarica Max. recharge time	270 min.

Illuminatore a led autoalimentato

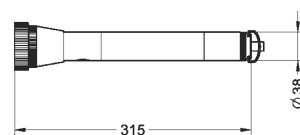
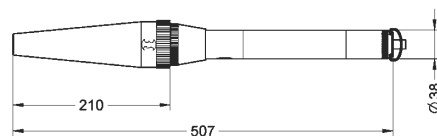
Battery operated led torch



PLX AA
PLXAA
62 63 64

V	12÷24
mA	500 250
Cd (p)	1000
On	3 h

PLXAA12/24D 74599



Kg. 0,60

Cavi di ricarica disponibili a richiesta. Recharge cables available on request.



Coni colorati a richiesta: Coloured signalling diffusers available on request:

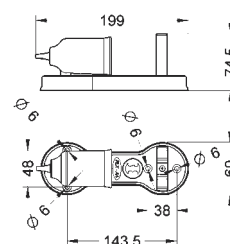
• 74793 • 74794 • 74795 • 74801 • 74808



74796

Modulo per ricarica PLX AA
PLX AA recharge modular support

11



Kg. 0,14

N° 2 batt. Alkaline Size AA 1.5V		IP 65	°C -40 +50	Autonomia Duration 12 h
----------------------------------	--	--------------	-------------------	-----------------------------------

Mini-illuminatore a led con normali batterie non ricaricabili

Led mini-torch with standard non-rechargeable batteries



MICRO PLX
MICROPLX

62

V	N° 2 Batt. Alkaline Size AA 1.5V
Cd (p)	40
On	12 h

MICROPLX 74595



Kg. 0,11

Dispositivi luminosi di emergenza

Luminous warning devices

Cavi di ricarica per BMX AA - TRX AA - PLX AA
Recharge cables for BMX AA - TRX AA - PLX AA



CS1V DIN

71268



CS1V SAC

71267



CS2V SAC

71263

AR V4 - AR G10 - AR 3 CRB - AR G10/3

AR V4 - AR G10 - AR 3 CRB - AR G10/3

Alimentatori da rete
Mains feeders

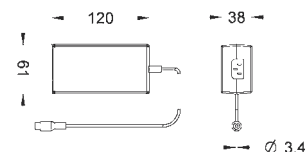


AR V4
ARV4

- Input: 100-240V ac 50Hz - 60Hz
- Output: 12V dc
- ARV4: I_{max} 5A

Per/For: 1 BOX V4

ARV4 74217



Kg. 0,30

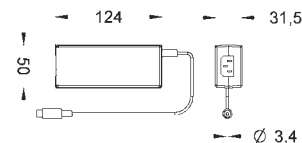


AR G10
ARG10

- Input: 100-240V ac 50Hz - 60Hz
- Output: 13,5V dc
- AR G10: I_{max} 5A

Per/For: 1 BOX G10

ARG10 74218



Kg. 0,27

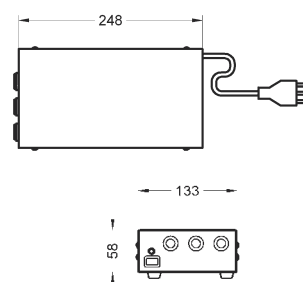


AR 3 CRB
AR3CRB

- Input: 230V ac 50Hz - 60Hz
- Output: 13,5V dc
- AR 3 CRB: I_{max} 11,2A

Per/For: 3 BOX V4 o/or: 3 BOX P6

AR3CRB 74491



Kg. 1,62

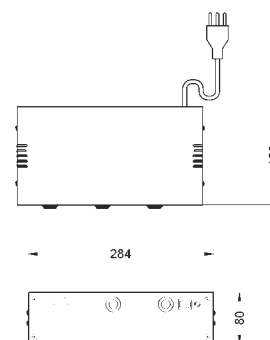


AR G10/3
ARG10/3

- Input: 230V ac 50Hz - 60Hz
- Output: 13,5V dc
- AR G10/3: I_{max} 22A

Per/For: 3 BOX G10

ARG10/3 74216



Kg. 2,41

italian
quality



Made in Italy

Industria
Leader

 **SIRENA** S.p.A.

**Linea
accessori
e ricambi**

**Spare parts
and
accessories**




Indice Index

Linea ricambi e accessori Spare parts and accessories

Ricambi - Cupole Spare parts - Domes

336-
338



CR STF CR RA / BD RA CR LR 932



CR PG/R-PG/R/TOR PG/L-PG/F-PG/X AT/A8 CR GF 931 CR FRL - FRX



CR CTL 1200 CR OVO / SLEM / SUPERVOLUX CR ML / SURL / MXL



CR SMFR 6.3/6.2 CR CBL 12 - SMFR 12.3/12.2 LD LX1

Ricambi - Lampade Spare parts - Bulbs

338-
340



LR BA 9s 10W



LR BA 15d 25W



LR BA 15d T 25W



LR H1



LR H3



LR XENO 1J




LR XENO 16J




LR HID

Accessori - Linea Luminosa Accessories - Luminous Range

341



BP ML / MXL BAP




BP AG RA / LA AG STF




SUP GR RA / LA

Accessori - Linea TWS - MINI TWS - BABY TWS - OVOLUX - BABY Accessories - TWS - MINI TWS - BABY TWS - OVOLUX - BABY range

342-
343



TWS BS TWS PR TWS BP1



TWS BP2 TWS KIT TWS BOX PG9



TWS AFF TWS KIT INOX L / 100 TWS KIT INOX L / 200

Accessori Luxor Luxor Accessories

344



PR



PF



BT



BMC



BC




Ricambi - Cupole

Spare parts - Domes



CR STF
STL-STL AG
STR AG ARA

CRSTF2-6J1	●	71337	CRSTF15-20J1	●	71386
CRSTF2-6J2	●	71336	CRSTF15-20J2	●	71385
CRSTF2-6J3	●	71338	CRSTF15-20J3	●	71388
CRSTF2-6J4	●	71345	CRSTF15-20J4	●	71389
CRSTF2-6J5	●	71335	CRSTF15-20J5	●	71383
CRSTF2-6J6	○	71339	CRSTF15-20J6	○	71387

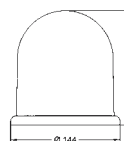


Kg. 0,42



CR PG/R-PG/R/TOR
PG/L-PG/F-PG/X
AT/A8

CRPGATA8PC1	●	71166
CRPGATA8PC2	●	71167
CRPGATA8PC3	●	71168
CRPGATA8PC4	●	71169
CRPGATA8PC5	●	71172
CRPGATA8PC6	○	71173

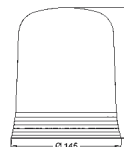


Kg. 0,22



CR AT/R5

CRATR51	●	71221
CRATR52	●	71222
CRATR53	●	71223
CRATR54	●	71224
CRATR55	●	71225
CRATR56	○	71226

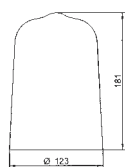


Kg. 0,25



CR RA / BD RA

CRAA1L	●	71306	CRAA6L	○	71307
CRAA2L	●	71305	CRAA2R	●	71259
CRAA3L	●	71308	CRAA3R	●	71374
CRAA4L	●	71309	CRAA5R	●	71373
CRAA5L	●	71331			



Kg. 0,22



CR GF 931

CRGF8.8GF931PMMA1	●	71154	CRGF8.8GF931PMMA4	●	71156
CRGF8.8GF931PMMA2	●	71150	CRGF8.8GF931PMMA5	●	71152
CRGF8.8GF931PMMA3	●	71155	CRGF8.8GF931PMMA6	○	71158

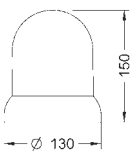


Kg. 0,16



CR LR 932

CRLR93LR932PMMA1	●	72584	CRLR93LR932PMMA4	●	72582
CRLR93LR932PMMA2	●	72580	CRLR93LR932PMMA5	●	72588
CRLR93LR932PMMA3	●	72586	CRLR93LR932PMMA6	○	72589

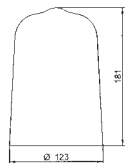


Kg. 0,13



CR LA / BD LA
LA XFR / RA

CRLA1	●	71301
CRLA2	●	71300
CRLA3	●	71303
CRLA4	●	71304
CRLA5	●	71330
CRLA6	○	71302



Kg. 0,22



CR FLASH ELEV

CRFLASHL2	●	71145
CRFLASHL6	○	71146

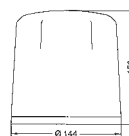


Kg. 0,20



CR AT/M7

CRMAGATM71	●	71132
CRMAGATM72	●	71131
CRMAGATM73	●	71133
CRMAGATM74	●	71134
CRMAGATM75	●	71187

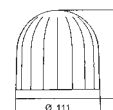


Kg. 0,23



CR BABYR
BABYL
BABYF
BABYX

CRBABY1	●	26991
CRBABY2	●	26992
CRBABY3	●	26993
CRBABY4	●	26994
CRBABY5	●	26995
CRBABY6	○	26996



Kg. 0,12

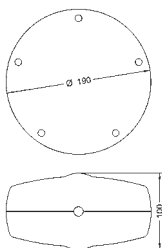
Ricambi - Cupole

Spare parts - Domes



CR FRL - FRX

CRFRL1	●	71326
CRFRL2	●	71325
CRFRL3	●	71328
CRFRL4	●	71329
CRFRL5	●	71293
CRFRL6	○	71327

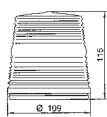


Kg. 0,54



CR MAF / MXF BDL

CRMAF1	●	71321
CRMAF2	●	71320
CRMAF3	●	71323
CRMAF4	●	71324
CRMAF5	●	71334
CRMAF6	○	71322

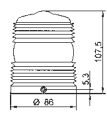


Kg. 0,21



CR MF / XF

CRMF1	●	71318
CRMF2	●	71315
CRMF3	●	71316
CRMF4	●	71319
CRMF5	●	71333
CRMF6	○	71317

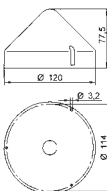


Kg. 0,14



CR CTL 1200

CRCTL12001	●	71090
CRCTL12002	●	71091
CRCTL12003	●	71092
CRCTL12004	●	71093
CRCTL12005	●	71094
CRCTL12006	○	71095

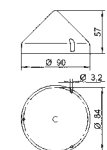


Kg. 0,06



CR CTL 900

CRCTL9001	●	71196
CRCTL9002	●	71197
CRCTL9003	●	71198
CRCTL9004	●	71199
CRCTL9005	●	71200
CRCTL9006	○	71201

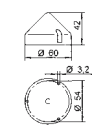


Kg. 0,052



CR CTL 600

CRCTL6001	●	71190
CRCTL6002	●	71191
CRCTL6003	●	71192
CRCTL6004	●	71193
CRCTL6005	●	71194
CRCTL6006	○	71195

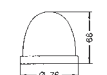


Kg. 0,018



CR OVO / SLEM / SUPERVOLUX

CROVO1	●	71115
CROVO2	●	71116
CROVO3	●	71117
CROVO4	●	71098
CROVO5	●	71099
CROVO6	○	71100



Kg. 0,04



CR ML / SIRL / MXL

CRML1	●	71311
CRML2	●	71310
CRML3	●	71313
CRML4	●	71314
CRML5	●	71332
CRML6	○	71312



Kg. 0,03



CR SMFR 12.3/12.2

CRSMFR12.32	●	69672
CRSMFR12.33	●	69673
CRSMFR12.34	●	69674



Kg. 0,098



CR SMFR 9.3/9.2

CRSMFR9.32	●	69662
CRSMFR9.33	●	69663
CRSMFR9.34	●	69664

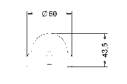


Kg. 0,044



CR SMFR 6.3/6.2

CRSMFR6.32	●	69652
CRSMFR6.33	●	69653
CRSMFR6.34	●	69654

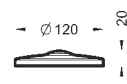


Kg. 0,018



CR CBL 12 - SMFR 12.3/12.2 LD

CRPIATTACBLSMFR121	●	69771
CRPIATTACBLSMFR122	●	69772
CRPIATTACBLSMFR123	●	69773
CRPIATTACBLSMFR124	●	69774
CRPIATTACBLSMFR125	●	69775
CRPIATTACBLSMFR126	○	69776



Kg. 0,05



CR CBL 9 - SMFR 9.3/9.2 LD

CRPIATTACBLSMFR91	●	69671
CRPIATTACBLSMFR92	●	69672
CRPIATTACBLSMFR93	●	69673
CRPIATTACBLSMFR94	●	69674
CRPIATTACBLSMFR95	●	69675
CRPIATTACBLSMFR96	○	69676

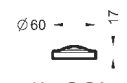


Kg. 0,03



CR CBL 6 - SMFR 6.3/6.2 LD

CRPIATTACBLSMFR61	●	69751
CRPIATTACBLSMFR62	●	69752
CRPIATTACBLSMFR63	●	69753
CRPIATTACBLSMFR64	●	69754
CRPIATTACBLSMFR65	●	69755
CRPIATTACBLSMFR66	○	69756



Kg. 0,01

Ricambi - Diffusori Luxor Spare parts - Diffusers Luxor



LX1

DP11	●	72700
DP12	●	72701
DP13	●	72702
DP14	●	72703
DP15	●	72704
DP16	○	72705

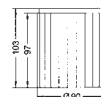


Kg. 0,03



LX3

DP31	●	72720
DP32	●	72721
DP33	●	72722
DP34	●	72723
DP35	●	72724
DP36	○	72725



Kg. 0,10



LX2

DP21	●	72710
DP22	●	72711
DP23	●	72712
DP24	●	72713
DP25	●	72714
DP26	○	72715

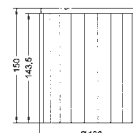


Kg. 0,05



LX4

DP41	●	72730
DP42	●	72731
DP43	●	72732
DP44	●	72733
DP45	●	72734
DP46	○	72735



Kg. 0,22

Ricambi - Lampade Spare parts - Bulbs



**LR BA 9s
4W**

LRBA9S4W12	72750
LRBA9S4W24	72751
LRBA9S4W48	72752
LRBA9S4W110	72753
LRBA9S4W240	72756

LUXOR 1



**LR BA 9s
10W**

LRBA9S10W12	72761
LRBA9S10W24	72762
LRBA9S10W48	72763
LRBA9S10W110	72764
LRBA9S10W240	72766

LUXOR 2
BABYROT



**LR BA 15s
45W**

LRBA15S45W12	71600
LRBA15S45W24	71601
LRBA15S45W48	71606

ROTALLARM
ROTALLARM STAGNO
PG/R/AGR
BLINDOLAMP
FAROLAMP
STROBOLAMP
LX4 201R - LX4 221R



**LR BA 15d
5W**

**Scatola 1x25 pz.
1x25 pc. box**

BA15D5W1X2512	70970
BA15D5W1X2524	70971
BA15D5W1X2548	70972
BA15D5W1X25130	70973
BA15D5W1X25240	70974

OVOLUX
CTL 600
MICROLAMP
SIRLAMP
SLEM
SMFR 6.3
SMFR 6.2
TWS

**Scatola singola
Single box**

LRBA15D5W12	70941
LRBA15D5W24	70942
LRBA15D5W48	70943
LRBA15D5W130	70944
LRBA15D5W240	70945

OVOLUX
CTL 600
MICROLAMP
SIRLAMP
SLEM
SMFR 6.3
SMFR 6.2
TWS

**Scatola 25 pz.
25 pc. box**

25PZBA15D5W12	27780
25PZBA15D5W24	27781
25PZBA15D5W48	27782
25PZBA15D5W130	27783
25PZBA15D5W240	27784

OVOLUX
CTL 600
MICROLAMP
SIRLAMP
SLEM
SMFR 6.3
SMFR 6.2
TWS

Ricambi - Lampade

Spare parts - Bulbs



**LR BA 15d
10W**

Scatola 1x25 pz.
1x25 pc. box

BA15D10W1X2512	70975
BA15D10W1X2524	70976
BA15D10W1X2548	70977
BA15D10W1X25130	70978
BA15D10W1X25240	70979

OVOLUX
CTL 900
SMFR 9.3
SMFR 9.2

Scatola singola
Single box

LRBA15D10W12	70946
LRBA15D10W24	70947
LRBA15D10W48	70948
LRBA15D10W130	70949
LRBA15D10W240	70950

OVOLUX
CTL 900
SMFR 9.3
SMFR 9.2

Scatola 25 pz.
25 pc. box

25PZBA15D10W12	27785
25PZBA15D10W24	27786
25PZBA15D10W48	27787
25PZBA15D10W130	27788
25PZBA15D10W240	27789

OVOLUX
CTL 900
SMFR 9.3
SMFR 9.2



**LR BA 15d
25W**

Scatola 1x12 pz.
1x12 pc. box

BA15D25W1X1212	70980
BA15D25W1X1224	70981
BA15D25W1X1248	70982
BA15D25W1X12130	70983
BA15D25W1X12240	70984

BABYLAMP
MAXIFLASH
MINIFLASH
CTL 1200
SMFR 12.3
SMFR 12.2

Scatola singola
Single box

LRBA15D25W12	70951
LRBA15D25W24	70952
LRBA15D25W48	70953
LRBA15D25W130	70954
LRBA15D25W240	70955

BABYLAMP
MAXIFLASH
MINIFLASH
CTL 1200
SMFR 12.3
SMFR 12.2

Scatola 12 pz.
12 pc. box

12PZBA15D25W12	72773
12PZBA15D25W24	72774
12PZBA15D25W48	72775
12PZBA15D25W130	72776
12PZBA15D25W240	72777

BABYLAMP
MAXIFLASH
MINIFLASH
CTL 1200
SMFR 12.3
SMFR 12.2



**LR BA 15d
40W**

Scatola 1x12 pz.
1x12 pc. box

BA15D40W1X1212	70985
BA15D40W1X1224	70986
BA15D40W1X1248	70987
BA15D40W1X12130	70988
BA15D40W1X12240	70989

LAMPALLARM FRESNEL
LAMPALLARM FRESNEL STAGNO
MAXIFLASH
PG/AGR

Scatola singola
Single box

LRBA15D40W12	70956
LRBA15D40W24	70957
LRBA15D40W48	70958
LRBA15D40W130	70959
LRBA15D40W240	70960

LAMPALLARM FRESNEL
LAMPALLARM FRESNEL STAGNO
MAXIFLASH
PG/AGR

Scatola 12 pz.
12 pc. box

12PZBA15D40W12	72745
12PZBA15D40W24	72746
12PZBA15D40W48	72747
12PZBA15D40W130	72748
12PZBA15D40W240	72749

LAMPALLARM FRESNEL
LAMPALLARM FRESNEL STAGNO
MAXIFLASH
PG/AGR



**LR BA 15d
T 25W**

LRBA15DT25W12	72767
LRBA15DT25W24	72768
LRBA15DT25W48	72769
LRBA15DT25W110	72770
LRBA15DT25W240	72772

LUXOR 3
GF 931
LR 932



**LR BA 15d
T 40W**

LRBA15DT40W12	72780
LRBA15DT40W24	72781
LRBA15DT40W48	72782
LRBA15DT40W110	72783
LRBA15DT40W240	72785

LUXOR 4



**LR E14S
40W**

LRE14S40W110	71615
LRE14S40W240	71617

BLINDOLAMP
FAROLAMP/STROBOLAMP



**LR E14T
25W**

LRE14T25W5048	71663
LRE14T25W110	71625
LRE14T25W240	71640

ROTALLARM
ROTALLARM STAGNO
PG/R/AGR



**LR E27
100W**

LRE27100W240	27798
--------------	-------

STR AG ARA



**LR H1
55W - 70W -
100W**

LRH155W12	71602
LRH170W24	71603

ROTALLARM H1
ROTALLARM STAGNO H1
AT/A8 H1
AT/R5 H1
AT/M7 H1
PG/R/AGR H1
PG/TOR/AGR H1
PG/AGR/L H1
MINIFLASH H1
MAXIFLASH H1
LAMPALLARM FRESNEL H1
LAMPALL. FRESNEL STAGNO
BLINDOLAMP H1
FAROLAMP H1
STROBOLAMP H1
FORC S
FOTC S
FO195 H1
BILIGHT
FPHS H1
FPH H1
LX4 201R
LX4 221R

LRH100W12	72794
LRH100W24	72795

B2 FORC S H1 100W
B2 FOTC S H1 100W

Ricambi - Lampade

Spare parts - Bulbs



LR H3
55W - 70W

LRH355W12	71598	KIT FMA
LRH370W24	71599	FARO LAVORO



LR H BA 9s
20W

LRHBA9S20W12	72786	BABYROT H 110V/240V
LRHBA9S20W24	72787	BABYROT H 24V



LR H BA 15d
75W

LRHBA15D75W240	27799	STR AG ARA H
----------------	-------	--------------



LR XENO 1J

LRX1J	70912	MICROXENOLAMP
		CTL X 900
		SIRLAMP
		SMFR 9.3X
		SMFR 9.2X



LR XENO 2J

LRX2J	71634	OVOLUX
		CTL X 1200
		XENOFLASH
		MAXIXENOFLASH
		PG/X/AGR
		STROBOFLASH
		FAROLAMP XENO
		LAMPALLARM XENOFRESNEL
		BABYFLASH
		LUXOR 2
		LUXOR 3
		TWS



LR XENO 6J

LRX6J1F	71639	CTL X 1200
LRX6J2F	71607	MAXIXENOFLASH
		PG/X/AGR
		STROBOFLASH
		FAROLAMP XENO
		LAMPALLARM XENOFRESNEL
		SMFR 12.3X
		SMFR 12.2X
		LUXOR 4



LR XENO 16J

LRX15-20J	71638	STROBO 1SEV AA
		STROBOFLASH 15-20J



LR HID

LRHID230	70939	FO 230 HID
		B2 FORC S HID
		B2 FOTC S HID

Accessori - LINEA TWS - MINI TWS - BABY TWS - OVOLUX - BABY

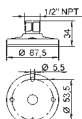
Accessories - TWS - MINI TWS - BABY TWS - OVOLUX - BABY RANGE

BASETTA con O-Ring e guarnizione di base
FOOT with O-Ring and base gasket



TWS BS
 18

TWSBS 27760



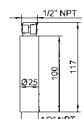
Kg. 0,03

PROLUNGA (h. 10 cm. - sovrapponibile) - con O-Ring e due guance a scatto amovibili (max. 2 pezzi)
EXTENSION STEM (h. 10 cm. - stackable) - with O-Ring and two removable snap-shut stoppers (max. 2 pcs.)



TWS PR
 18

TWSPR 27761



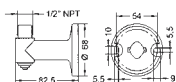
Kg. 0,03

BASE A PARETE 1 FILETTO - con O-Ring e guarnizione di base
1 THREAD WALL SUPPORT - with O-Ring and base gasket



TWS BP1
 18

TWSBP1 27762



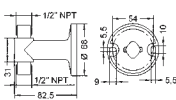
Kg. 0,04

BASE A PARETE 2 FILETTI - con O-Ring e guarnizione di base
2 THREAD WALL SUPPORT - with O-Ring and base gasket



TWS BP2
 18

TWSBP2 27763



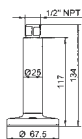
Kg. 0,05

1 PR + 1 BS - con O-Ring, guarnizione di base e due guance a scatto amovibili
1 PR + 1 BS - with O-Ring, base gasket and two removable snap-shut stoppers



TWS KIT
 18

TWSKIT 27764



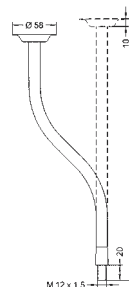
Kg. 0,06

PROLUNGA FLESSIBILE
FLEXIBLE STEM



N TWS PF2
 48

NTWSPF2 27696



Kg. 0,26

ADATTATORE FEMMINA - FEMMINA (OVOLUX)
FEMALE-FEMALE ADAPTER (OVOLUX)



TWS AFF
 18

TWSAFF 27697



Kg. 0,01

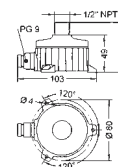
Adattatore necessario per montare gli accessori TWS.
 Basic adapter to mount the TWS accessories.

BOX DI GIUNZIONE
JUNCTION BOX



TWS BOX PG9
 18

TWSBOX 27777



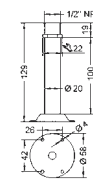
Kg. 0,1

PROLUNGA ACCIAIO INOX (h. 100 mm) con O-Ring
STAINLESS STEEL EXTENSION STEM (h. 100 mm) with O-Ring



TWS KIT INOX L / 100
 44

TWSKITINOXL100 27765



Kg. 0,14

Per ordinare l'opzione nera vedere codici su listino in vigore.
 Black option available on request.

Linea ricambi e accessori . Spare parts and accessories

Accessori - LINEA TWS - MINI TWS - BABY TWS - OVOLUX - BABY

Accessories - TWS - MINI TWS - BABY TWS - OVOLUX - BABY RANGE

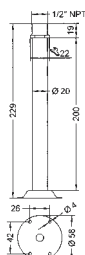
PROLUNGA ACCIAIO INOX (h. 200 mm) con O-Ring
STAINLESS STEEL EXTENSION STEM
 (h. 200 mm) with O-Ring



TWS KIT INOX L / 200

44

TWSKITINOXL200 27766



Kg. 0,18

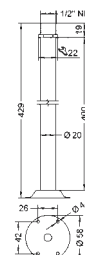
PROLUNGA ACCIAIO INOX (h. 400 mm) con O-Ring
STAINLESS STEEL EXTENSION STEM (h. 400 mm)
 with O-Ring



TWS KIT INOX L / 400

44

TWSKITINOXL400 27767



Kg. 0,28

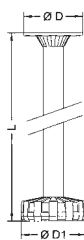


ESEMPI
APPLICATIVI
APPLICATION EXAMPLES

Accessori Luxor

Accessories Luxor

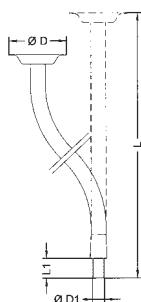

PROLUNGA RIGIDA RIGID EXTENSION



LUXOR 1	LUXOR 2	LUXOR 3	LUXOR 4
PR1 A	PR2 A	PR3 A	PR4 A
Ø D 38 mm Ø D1 50 mm L 180 mm Kg 0,10	Ø D 58 mm Ø D1 65 mm L 230 mm Kg 0,14	Ø D 81 mm Ø D1 90 mm L 235 mm Kg 0,23	
PR1 B	PR2 B	PR3 B	
Ø D 38 mm Ø D1 50 mm L 480 mm Kg 0,19	Ø D 58 mm Ø D1 65 mm L 630 mm Kg 0,33	Ø D 81 mm Ø D1 90 mm L 635 mm Kg 0,45	
			Ø D 127 mm Ø D1 136 mm L 450 mm Kg 0,57

PR1A	72670	PR4A	72673	PR3B	72676
PR2A	72671	PR1B	72674		
PR3A	72672	PR2B	72675		

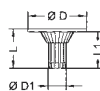
PROLUNGA FLESSIBILE FLEXIBLE EXTENSION



PF1	PF2	PF3
Ø D 38 mm Ø D1 M12x1,5 L1 20 mm L 260 mm Kg 0,19	Ø D 58 mm Ø D1 M12x1,5 L1 20 mm L 370 mm Kg 0,26	Ø D 81 mm Ø D1 M14x1,5 L1 20 mm L 470 mm Kg 0,61

PF1	72677	PF2	72678	PF3	72679
-----	-------	-----	-------	-----	-------

BASE PER TUBO BASE FOR TUBE



BT1	BT2	BT3	BT4
Ø D 38 mm Ø D1 14 mm L1 20 mm L 30 mm Kg 0,01	Ø D 58 mm Ø D1 18 mm L1 27 mm L 40 mm Kg 0,015	Ø D 81 mm Ø D1 23 mm L1 40 mm L 55 mm Kg 0,04	Ø D 127 mm Ø D1 33 mm L1 42 mm L 60 mm Kg 0,07

BT1	72680	BT3	72682	BT4	72683
BT2	72681				

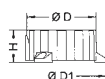
BASE MULTIPLA COMBINABILE MULTIPLE COMBINABLE BASE



BMC1	BMC2	BMC3
H1 21 mm H 32 mm R 21 mm L 70 mm Kg 0,05	H1 21 mm H 34 mm R 31 mm L 100 mm Kg 0,10	H1 21 mm H 36 mm R 43 mm L 158 mm Kg 0,16

BMC1	72684	BMC2	72685	BMC3	72686
------	-------	------	-------	------	-------

BOX DI GIUNZIONE JUNCTION BOX



BC1 - BC2

Ø D 70 mm Ø D1 90 mm H 32 mm Kg 0,035
--

BC1/BC2INC.	72689	BC1/BC2SEP.	72688
-------------	-------	-------------	-------



SIRENA s.p.a.

Direzione e Sede: Corso Moncenisio 5-10-12-14-16 - 10090 ROSTA (Torino) Italia
Tel. 011.95.68.555 - Int. +39.011.95.68.555 - Telegr. SIRENA 10090 ROSTA
Fax 011.95.67.928 - 011.95.68.595 - Fax Export +39.011.95.68.597 - E-mail: sirena.spa@sirena.it - www.sirena.it
R.E.A. 487901 - MECC. TO 027549 - Registro Imprese TO - C.F. 01047730013 - Partita IVA comunitaria: IT 01047730013
Capitale sociale € 5.000.000 di cui versato € 5.000.000

Printed in Italy by LITOGRAF - 04/2010 - Ref. 2100