











Reaction Beam Hydraulic 	SAW 	Stopmaster 	SAC 	D2 
Casting numbers on housing, bridge and carrier	Identification plate where actuator is bolted shows last three digits of ArM part number.	Identification plate shows build date and ArM part number.	Last four digits of cam shaft part number stamped on end of shaft. Last four digits of ArM part number on round identification plate - end of cam shaft. Volvo mounted on dirt shield.	Last 3 digits of ArM part number and customer part number on two separate plates on housing
Ford 0608 - 0815 Iveco 65E - 109E Volvo FL4,FL6,FLC Renault Midliner S120, 140,160,180 Mercedes 609-814D & Vario Nissan L60,L80	AWD TL MAN A, G Range MT,L2000,M2000 Volvo FL Mercedes 814, 817, 917, 1114, 1117, 1120,1314, 1317, 1320, 1520 DAF FA 1700	ERF EC10, EC6, ES6, EO6 Foden Haulmaster Iveco Eurotech, Eurotrakker Ford Cargo Volvo FL6 AWD Marshall TL17.18,MTM 40.30, TL17.27, TL 24.27	Volvo F, FL, FH & N Seddon 211,Strato Steyr ERF E, EC, ES	Renault Major
Optare MetroRider Solo StarRider AWD MiniBus Volvo FLC, B6 Mercedes 609D-814D, Vario612-814D Czepel Bus	Volvo B6		Dennis Javelin Volvo Olympian, B6, B7, B10B, B10M, B12	Dennis Javelin
		Grove Coles	Dennis Eagle, Elite, Phoenix, Fire Engines DF, DS, F, R, RS, SS, & Sabre	Timoney/Teledyne Crash Tender

Identification

Truck

PSV

Specialist/Trailer

D3	Lisa	Elsa	Duco	DX	Identification Truck PSV Specialist/Trailer
 <p>Build code and either customer number or ArM part number on bridge. Standard pad springs (one per pad) Single piston. Air chamber attached to lever with clevis pin.</p>	 <p>Customer part number on identification plate attached to coverplate -adjacent to lever. Long pad pins and short pad springs (two per pad) Single piston. Air chamber attached to lever with clevis pin.</p>	 <p>ELSA1 – Flat pad backplate. One piece frame. No visual wear indicator.Two pistons ELSA2 – Winged pad backplate. Two piece frame.Two pistons. Air chamber bolted direct to caliper</p>	 <p>One piece frame. Visual wear indicator fitted. Customer number or ArM part number on identification plate on housing by adjuster stem.</p>	 <p>Customer number and build code on identification plate on frame adjacent to lever.</p>	
<p>MAN F90, F2000 RVI Magnum Premium</p>	<p>RVI - Midliner M250 (C Lisa) Magnum Premium M140 EcoT (C-Lisa) Nissan</p>	<p>MAN - F2000 TGA ECX ERF Magnum RVI Premium</p>	<p>Volvo FH, FM Europa FL</p>		
<p>Dennis Ikarus Lance Bus Kassbohrer Setra S215 – S315 MAN FRH422 Mercedes 0403, 0404 Van Hool</p>	<p>Dennis Javelin Volvo B10, B10B</p>	<p>MAN City Bus 322,422 Lion range Van Hool Irisbus Volvo Solo City Bus</p>		<p>DX175: Autodromo DX225: Bredamenarini Irisbus Denoudsten</p>	
	<p>Dennis Sabre Elite</p>	<p>ROR TA,LM Axles (Elsa2) TM,LM Axles (Elsa195)</p>	<p>ROR LM, TA Axles</p>	<p>DX195: ROR TM, LM Axles Emergency One Fire Tender</p>	