

GEREP

**Stoßdämpfer
shock absorbers
amortisseur**

NKW

Brief Description

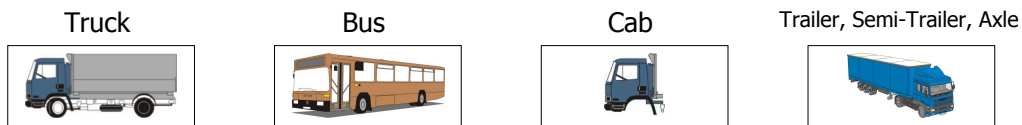
This catalogue list our GEREP-shock absorber part numbers equal to manufacturer numbers.

If you cannot find any OE number contact us.



GEREP Maschinenbau GmbH, Alter Postweg 10, 29556 Suderburg (Germany)



Phone: +49 5826 96730, Fax: +49 5826 967322,

E-Mail: info@gerep.com , Internet: <http://www.gerep.com>





mounting place (✕)

  = front


  = rear

 = steering damper

 = axle

 = cab

 = cab front

 = cab rear

type of mounting (†)

○ = eye

| = pin

▬ = slab

└ = yoke

∩ = shank

† = suspension strut

example: $\frac{|}{\circ}$ = top pin / bottom eye

chassis hints (i)

●○ = 1.axle

○○ = 2.axle

○○○ = trailing axle


②X = 2 shocks per wheel

④X = 4 shocks per wheel

! = alternative

 = lowered chassis


 = raised chassis

 = stabilizer

 = leaf spring

 = parabolic spring

 = trapezium spring

 = air suspension

 = damper with air spring bellow


 = fitting left

 = fitting right

 = for extremely bad roads

 = fitting cross

HD = damper uprated

 = chassis uprated



AEC

year of construction	model			Gerep number		information	original number
----------------------	-------	--	--	--------------	--	-------------	-----------------

Nkw / Bus

Mammoth Minor/Major uic Mandator/V8 Marshall Marshall Major Mercury Monarch-Artics Militant III Ranger 4M4L/5M4L Ranger MS2L/MS4R Regal MK VI Single Deck Reliance Single Deck tilting driver's cab					27.38.067	HD		
Routemaster Double Deck					27.33.207			

BARKAS

B 1000 Coffe (KM) 01.76 -

1.0								B3-200-150/50
1.3 (KM/1)								B3-200-90/30

BEDFORD

RASCAL Coffe 06.86 - 06.90

1.0								
-----	--	--	--	--	--	--	--	--

BREMACH

BRIO

35 45					27.21.379			80905
----------	--	--	--	--	-----------	--	--	-------

CITROËN

JUMPER Coffe (230L) 02.94 - 04.02

2.0 1.9 D, 50 kW 1.9 D, 51 kW 1.9 TD, 66 kW 1.9 TD, 68 kW 2.0 HDI 2.5 D 2.5 D 4X4 2.5 TD 2.5 TDi 2.5 TDi 4X4 2.8 HDi 2.8 HDi 4x4							load capacity [kg]: 1000 load capacity [kg]: 1400	5202.J3
							load capacity [kg]: 1800	5202.J5
							->08.1995 for champing vehicle load capacity [kg]: 1800	
							09.1995-> for champing vehicle load capacity [kg]: 1800	
							load capacity [kg]: 1000 load capacity [kg]: 1400	5206.C5 5206.Q0 5206.Q1
							for ambulance	5206.P9
							load capacity [kg]: 1800	5206.J2

JUMPER Coffe (244) 04.02 -

2.0 2.0 bivalent 2.0 HDi 2.2 HDi 2.8 HDi 2.8 HDi 4x4	04.02 - 02.03 - 04.02 - 04.02 - 04.02 - 04.02 -						not for load capacity [kg]: 1800	5202.J3
							not for load capacity [kg]: 1800	5206.C5 5206.Q0 5206.Q1



CITROËN

year of construction	model			Gerep number		information	original number
----------------------	-------	--	--	--------------	--	-------------	-----------------

JUMPER light carriage/chassis (230) 03.94 - 04.02

2.0	03.94 - 04.02		t			load capacity [kg]: 1000	5202.J3
1.9 TD, 66 kW	03.94 - 04.02					load capacity [kg]: 1400	
1.9 TD, 68 kW	03.94 - 04.02					load capacity [kg]: 1800	5202.J5
2.5 D	03.94 - 04.02				o		
2.5 D 4X4	03.00 - 04.02					09.1995-> for champing vehicle load capacity [kg]: 1800	
2.5 TD	03.94 - 04.02		o			load capacity [kg]: 1000	5206.C5
2.5 TDi	12.96 - 04.02					load capacity [kg]: 1400	5206.Q0 5206.Q1
2.5 TDi 4X4	03.00 - 04.02					for ambulance	5206.P9
2.8 HDi	09.00 - 04.02					load capacity [kg]: 1800	5206.J2

JUMPER light carriage/chassis (244) 04.02 -

2.0 HDi	04.02 -		t			not for load capacity [kg]: 1800	5202.J3
2.2 HDi	04.02 -					not for load capacity [kg]: 1800	5206.C5 5206.Q0 5206.Q1
2.8 HDi	04.02 -		o				

DAF

65 01.93 - 02.98

FA 65.180	03.93 - 02.98		o				086756 1283725
FA 65.210	03.93 - 02.98						
FA 65.240	05.96 - 02.98		o	27.41.450			1443695 1606742
FAV 65.180	03.93 - 02.98		o	27.41.450			1443695
FAV 65.210	03.93 - 02.98						

65 CF 02.98 - 12.00

FA 65 CF 180	02.98 - 12.00		o	27.41.450			1443695
FAV 65 CF 180	02.98 - 12.00						
FA 65 CF 210	02.98 - 12.00						
FAV 65 CF 210	02.98 - 12.00						
FA 65 CF 240	02.98 - 12.00						

75 07.92 - 02.98

FA 75, FAG 75, FT 75, FTG 75			o	27.41.232			1282623	
						27.41.450		
FA 75.240	07.92 - 02.98		t				086756	
FA 75.270	07.92 - 02.98							1283725
FA 75.300	07.92 - 02.98		o	27.41.450			1443695 1606742	
FAR 75.240,FAS 75.240	07.92 - 02.98		o	27.41.450			1443695	
FAG 75.240,FAN 75.240	07.92 - 02.98							1606742
FAV 75.240	07.92 - 02.98							
FT 75.240	07.92 - 02.98							
FAR 75.270,FAS 75.270	07.92 - 02.98							
FAG 75.270,FAN 75.270	07.92 - 02.98							
FAT 75.270	07.92 - 02.98							
FAV 75.270	07.92 - 02.98							
FT 75.270	07.92 - 02.98							
FAR 75.300,FAS 75.300	07.92 - 02.98							
FAG 75.300,FAN 75.300	07.92 - 02.98							
FT 75.300	07.92 - 02.98							



DAF

	year of construction	model			Gerep number		information	original number
75 CF <i>02.98 - 12.00</i>								
FTG 75					27.41.450			1443695
FA 75 CF 250	02.98 - 12.00							1606742
FAR 75 CF 250, FAS 75 CF 250	02.98 - 12.00							
FAG 75 CF 250, FAN 75 CF 250	02.98 - 12.00							
FAT 75 CF 250	02.98 - 12.00							
FT 75 CF 250	02.98 - 12.00							
FA 75 CF 290	02.98 - 12.00							
FAR 75 CF 290, FAS 75 CF 290	02.98 - 12.00							
FAG 75 CF 290, FAN 75 CF 290	02.98 - 12.00							
FAT 75 CF 290	02.98 - 12.00							
FT 75 CF 290	02.98 - 12.00							
FA 75 CF 320	02.98 - 12.00							
FAR 75 CF 320, FAS 75 CF 320	02.98 - 12.00							
FAG 75 CF 320, FAN 75 CF 320	02.98 - 12.00							
FAT 75 CF 320	02.98 - 12.00							
FT 75 CF 320	02.98 - 12.00							
85 <i>07.92 - 02.98</i>								
F 85.300	01.92 -				27.41.450			1443695
FAG 85.330, FAR 85.330, FAS 85.330	07.92 - 02.98							1606742
FT 85.330	07.92 - 02.98							
FTT 85.330	07.92 - 02.98							
FAG 85.360, FAR 85.360, FAS 85.360	07.92 - 02.98							
FT 85.360	07.92 - 02.98							
FTT 85.360	07.92 - 02.98							
FAG 85.400, FAR 85.400, FAS 85.400	03.95 - 02.98							
FT 85.400	03.95 - 02.98							
FTT 85.400	03.95 - 02.98							
FA 85, FAG 85, FT 85, FTG 85					27.41.232			1282623
					27.41.450			1443695
								1606742
FA 85.330	07.92 - 02.98							086756
FAD 85.330	07.92 - 02.98							1283725
FAT 85.330	07.92 - 02.98				27.41.450			1443695
FTG 85.330	07.92 - 02.98							1606742
FA 85.360	07.92 - 02.98							
FAT 85.360	07.92 - 02.98							
FAD 85.360	07.92 - 02.98							
FTG 85.360	07.92 - 02.98							
FA 85.400	03.95 - 02.98							
FAD 85.400	03.95 - 02.98							
FAT 85.400	03.95 - 02.98							
FTG 85.400	03.95 - 02.98							
85 CF <i>02.98 - 12.00</i>								
FA 85 CF 340	02.98 - 12.00				27.43.318		Axle load in tons [t]: 7,5	1427903
FA 85 CF 380	02.98 - 12.00						Axle load in tons [t]: 9	1618606
FA 85 CF 430	02.98 - 12.00							1382704
					27.41.450			1443695
								1606742



DAF

year of construction	model			Gerep number		information	original number
----------------------	-------	--	--	--------------	--	-------------	-----------------

85 CF 02.98 - 12.00

FAC 85 CF 340	02.98 - 12.00				27.41.450			1443695 1606742
FAD 85 CF 340	02.98 - 12.00							
FAG 85 CF 340,FAN 85 CF 340	02.98 - 12.00							
FAR 85 CF 340	02.98 - 12.00							
FAS 85 CF 340	02.98 - 12.00							
FAT 85 CF 340	02.98 - 12.00							
FTT 85 CF 340	02.98 - 12.00							
FAC 85 CF 380	02.98 - 12.00							
FAD 85 CF 380	02.98 - 12.00							
FAG 85 CF 380,FAN 85 CF 380	02.98 - 12.00							
FAR 85 CF 380	02.98 - 12.00							
FAS 85 CF 380	02.98 - 12.00							
FAT 85 CF 380	02.98 - 12.00							
FTT 85 CF 380	02.98 - 12.00							
FAC 85 CF 430	02.98 - 12.00							
FAD 85 CF 430	02.98 - 12.00							
FAG 85 CF 430,FAN 85 CF 430	02.98 - 12.00							
FAR 85 CF 430	02.98 - 12.00							
FAS 85 CF 430	02.98 - 12.00							
FAT 85 CF 430	02.98 - 12.00							
FTT 85 CF 430	02.98 - 12.00							
FT 85 CF 340	02.98 - 12.00				27.43.318		Axle load in tons [t]: 7,5	1427903 1618606
FT 85 CF 380	02.98 - 12.00							
FT 85 CF 430	02.98 - 12.00							
					27.41.450			1443695 1606742
FTD 85 CF 340	02.98 - 12.00						Axle load in tons [t]: 9	1382704
FTD 85 CF 380	02.98 - 12.00							
FTD 85 CF 430	02.98 - 12.00							
					27.41.450			1443695 1606742
FTG 85 CF 340	02.98 - 12.00						leading axle	1307056
FTG 85 CF 380	02.98 - 12.00							
FTG 85 CF 430	02.98 - 12.00							
					27.43.318		Axle load in tons [t]: 7,5	1427903 1618606
					27.41.450			1443695 1606742

95 09.87 - 01.98

FA 95, FAG 95, FT 95, FTG 95					27.41.232			1282623
FA 95.310	09.87 - 09.90				27.42.052			1283723 296305
FA 95.330	08.90 - 01.93							
FA 95.350	09.87 - 09.90							
FAT 95.350	09.87 - 09.90							
FA 95.360	08.90 - 01.98							
FAT 95.360	08.90 - 01.98							
FA 95.380	09.87 - 09.90							
FAT 95.380	09.87 - 09.90							
FA 95.400	08.90 - 01.98							
FAT 95.400	08.90 - 01.98							
FA 95.430	02.92 - 01.98							
FAT 95.430	02.92 - 01.98							
FAB 95.310					27.41.154			740021
FAD 95.310								
FTT 95.310								
FAB 95.330								
FAD 95.330								
FTT 95.330 ATI								
FAB 95.350								
FAB 95.360								
FAB 95.380								
FAB 95.400								
FAB 95.430								



DAF

	year of construction	model			Gerep number		information	original number
95	<i>09.87 - 01.98</i>							
FAC 95.310 FAC 95.330 FAC 95.350 FAC 95.360 FAC 95.380 FAC 95.400 FAC 95.430					27.41.152			1283732 222773
					27.41.152			1283732 222773
					27.43.158			1283729 379131
					27.42.059			1283730 379132
FAG 95.310 FAT 95.310 FAG 95.330 FAT 95.330					27.42.052			1283723 296305
					27.41.154			740021
FAR 95.310 FAK 95.360 FAK 95.400 FAK 95.430 FT 95.500	09.87 - 09.90 08.90 - 01.98 08.90 - 01.98 02.92 - 01.98 02.94 - 01.98				27.41.450			1443695 1606742
FAS 95.310 FTS 95.310 FTS 95.330 ATI					27.42.052			1283723 296305
					27.41.152			1283732 222773
					27.41.152			1283732 222773
					27.43.158			1283729 379131
					27.42.059			1283730 379132
FT 95.310 FT 95.330 FT 95.350 FT 95.360 FT 95.380 FT 95.400 FT 95.430	09.87 - 09.90 08.90 - 01.93 09.87 - 09.90 08.90 - 01.98 09.87 - 09.90 08.90 - 01.98 02.92 - 01.98				27.42.052			1283723 296305
					27.41.154			740021
					27.41.450			1443695 1606742
FTG 95.310 FTG 95.330					27.42.052			1283723 296305
					27.41.154			740021
FAR 95.330, FAS 95.330	08.90 - 01.93	FAS			27.42.052			1283723 296305
					27.41.152			1283732 222773
					27.41.152			1283732 222773
					27.43.158			1283729 379131
					27.42.059			1283730 379132
					27.41.450			1443695 1606742
FAD 95.350 FAD 95.360 FAD 95.380 FAD 95.400 FAD 95.430	09.87 - 09.90 08.90 - 01.98 09.87 - 09.90 08.90 - 01.98 02.92 - 01.98							086756 1283725
					27.41.154			740021
					27.41.450			1443695 1606742



DAF

	year of construction	model			Gerep number		information	original number
95	<i>09.87 - 01.98</i>							
FAG 95.350,FAR 95.350,FAS 95.350	09.87 - 09.90	FAG		$\frac{1}{0}$	27.42.052			1283723 296305
FAG 95.360,FAR 95.360,FAS 95.360	08.90 - 01.98 09.87 - 09.90			$\frac{0}{0}$	27.41.154			740021
FAG 95.380,FAR 95.380,FAS 95.380		FAR		$\frac{1}{0}$	27.42.052			1283723 296305
FAG 95.400,FAR 95.400,FAS 95.400	08.90 - 01.98	FAS		$\frac{1}{0}$	27.42.052			1283723 296305
FAG 95.430,FAR 95.430,FAS 95.430	02.92 - 01.98			$\frac{0}{0}$	27.41.152			1283732 222773
				$\frac{0}{0}$	27.41.152			1283732 222773
				$\frac{1}{1}$	27.43.158			1283729 379131
				$\frac{1}{0}$	27.42.059			1283730 379132
				$\frac{0}{0}$	27.41.450			1443695 1606742
FTG 95.350,FTS 95.350	09.87 - 09.90	FTG		$\frac{1}{0}$	27.42.052			1283723 296305
FTG 95.360,FTR 95.360,FTS 95.360	08.90 - 01.98			$\frac{0}{0}$	27.41.154			740021
FTG 95.380,FTS 95.380	09.87 - 09.90			$\frac{1}{0}$	27.42.052			1283723 296305
FTG 95.400,FTR 95.400,FTS 95.400	08.90 - 01.98 02.92 - 01.98	FTS		$\frac{0}{0}$	27.41.152			1283732 222773
				$\frac{0}{0}$	27.41.152			1283732 222773
				$\frac{1}{1}$	27.43.158			1283729 379131
				$\frac{1}{0}$	27.42.059			1283730 379132
				$\frac{0}{0}$	27.41.450			1443695 1606742
FTT 95.350	09.87 - 09.90			$\frac{0}{0}$	27.41.154			740021
FTT 95.360	08.90 - 01.98				27.41.450			1443695 1606742
FTT 95.430	02.92 - 01.98							
FTT 95.380	09.87 - 09.90			$\frac{1}{0}$	27.42.052			1283723 296305
FTT 95.400	08.90 - 01.98			$\frac{0}{0}$	27.41.154			740021
					27.41.450			1443695



DAF

	year of construction	model			Gerep number		information	original number
95 XF	<i>01.97 - 09.02</i>							
FA 95 XF 380	01.97 - 09.02				27.41.450			1443695
FAR 95 XF 380	01.97 - 09.02							1606742
FAS 95 XF 380	01.97 - 09.02							
FAT 95 XF 380	01.97 - 09.02							
FAC 95 XF 380	01.97 - 09.02							
FAD 95 XF 380	01.97 - 09.02							
FTG 95 XF 380	01.97 - 09.02							
FTR 95 XF 380	01.97 - 09.02							
FTS 95 XF 380	01.97 - 09.02							
FTT 95 XF 380	01.97 - 09.02							
FA 95 XF 430	01.97 - 09.02							
FAR 95 XF 430	01.97 - 09.02							
FAS 95 XF 430	01.97 - 09.02							
FAT 95 XF 430	01.97 - 09.02							
FAC 95 XF 430	01.97 - 09.02							
FAD 95 XF 430	01.97 - 09.02							
FTG 95 XF 430	01.97 - 09.02							
FTR 95 XF 430	01.97 - 09.02							
FTS 95 XF 430	01.97 - 09.02							
FTT 95 XF 430	01.97 - 09.02							
FA 95 XF 480	01.97 - 09.02							
FAR 95 XF 480	01.97 - 09.02							
FAS 95 XF 480	01.97 - 09.02							
FAT 95 XF 480	01.97 - 09.02							
FAC 95 XF 480	01.97 - 09.02							
FAD 95 XF 480	01.97 - 09.02							
FTG 95 XF 480	01.97 - 09.02							
FTR 95 XF 480	01.97 - 09.02							
FTS 95 XF 480	01.97 - 09.02							
FTT 95 XF 480	01.97 - 09.02							
FA 95 XF 530	01.97 - 09.02							
FAR 95 XF 530	01.97 - 09.02							
FAS 95 XF 530	01.97 - 09.02							
FTT 95 XF 530	01.97 - 09.02							
FT 95 XF 380	01.97 - 09.02				27.43.312		Axle load in tons [t]: 7,5	1398694
FT 95 XF 430	01.97 - 09.02							
FT 95 XF 480	01.97 - 09.02				27.41.450			1443695
FT 95 XF 530, 12580 ccm	02.01 - 09.02							1606742
FT 95 XF 530, 14000 ccm	01.97 - 09.02							
CF 65	<i>01.01 -</i>							
FA 65.180	01.01 -				27.41.450			1443695
FA 65.220	01.01 -							1606742
FA 65.250	01.01 -							
CF 75	<i>01.01 -</i>							
FA 75.250	01.01 -				27.41.450			1443695
FA 75.310	01.01 -							1606742
FA 75.360	01.01 -							
FAG 75.250, FAN 75.250	01.01 -							
FAG 75.310, FAN 75.310	01.01 -							
FAG 75.360, FAN 75.360	01.01 -							
FAR 75.250, FAS 75.250	01.01 -							
FAR 75.310, FAS 75.310	01.01 -							
FAR 75.360, FAS 75.360	01.01 -							
FAT 75.250	01.01 -							
FAT 75.310	01.01 -							
FAT 75.360	01.01 -							
FT 75.250	01.01 -							
FT 75.310	01.01 -							
FT 75.360	01.01 -							
CF 85	<i>01.01 -</i>							
FA 85.340	01.01 -				27.43.318		Axle load in tons [t]: 7,5	1427903
FA 85.380	01.01 -							1618606
FA 85.430	01.01 -						Axle load in tons [t]: 9	1382704
FA 85.480	01.01 -				27.41.450			1443695
								1606742



DAF

	year of construction	model			Gerep number		information	original number
CF 85		<i>01.01 -</i>						
FAD 85.340 FAG 85.340, FAN 85.340 FAR 85.340, FAS 85.340 FAT 85.340 FTT 85.340 FAD 85.380 FAG 85.380, FAN 85.380 FAR 85.380, FAS 85.380 FAT 85.380 FTT 85.380 FAD 85.430 FAG 85.430, FAN 85.430 FAR 85.430, FAS 85.430 FAT 85.430 FTT 85.430 FAD 85.480 FAG 85.480, FAN 85.480 FAR 85.480, FAS 85.480 FAT 85.480 FTT 85.480	01.01 - 01.01 - 01.01 - 01.01 - 01.01 - 01.01 - 01.01 - 01.01 - 01.01 - 01.01 - 01.01 - 01.01 - 01.01 - 01.01 - 01.01 - 01.01 - 01.01 - 01.01 - 01.01 - 01.01 -				27.41.450			1443695 1606742
FT 85.340 FT 85.380 FT 85.430 FT 85.480	01.01 - 01.01 - 01.01 - 01.01 -				27.43.318		Axle load in tons [t]: 7,5	1427903 1618606
					27.41.450			1443695 1606742
FTD 85.340 FTD 85.380 FTD 85.430 FTD 85.480	01.01 - 01.01 - 01.01 - 01.01 -						Axle load in tons [t]: 9	1382704
					27.41.450			1443695 1606742
FTG 85.340 FTG 85.380 FTG 85.480	01.01 - 01.01 - 01.01 -						leading axle	1307056
					27.43.318		Axle load in tons [t]: 7,5	1427903 1618606
					27.41.450			1443695 1606742
Cruiser 20/35								
TRACTOR UNITS 1615,1617,1623,1626 (4x2)	01.82 - 12.89				27.43.171			1090155
F 1600								
FA 1600 DF, light carriage/chassis	01.70 - 08.91				27.32.090			117562
FA 1600 DF, Tipper	01.70 - 08.91				27.43.271			0617739 617739
FA 1600 DT, light carriage/chassis	01.73 - 08.91							
FA 1600 DT, Tipper	01.73 - 08.91							
FAS 1600 FAT 1600 FTS 1600					27.42.017			0106764 106764
FT 1600 DT	01.73 - 08.91				27.32.090			117562
					27.43.271			0617739 617739
F 2000								
FA 2000 DH FA 2000 DHB FA 2005 FAS 2000 DH FAS 2000 DHB FAS 2005 FM 2000 DH FM 2000 DHB FM 2005	01.70 - 12.79 01.70 - 12.79 01.70 - 12.79 01.70 - 12.79 01.70 - 12.79 01.70 - 12.79				27.37.071			0170835 617738
FAT 2000 DH FAT 2000 DHB FAT 2005	01.70 - 12.79 01.70 - 12.79				27.37.071			0170835 617738
					27.42.017			0106764 106764
FTS 2000 FTS 2005					27.42.017			0106764 106764



DAF

year of construction

model



Gerrep number



information

original number

F 2100

FA 2100 DF,FA 2105 DF FA 2100 DH	07.78 - 09.86			○	27.41.106		0290230
	07.78 - 09.86			○	27.41.105	○○	0282309
FAS 2100 DHR,FAS 2103 DHR,FAS 2105 DHR,FAS 2103 DHTD	07.78 - 09.86			○	27.41.106	▣	0290230
				○	27.41.105	○○▣	0282309
FT 2100 DH,FT 2105 DH FT 2100 DHR	07.78 - 08.91 07.78 - 08.91			○	27.32.014		0652722
				○			652722
FT 2105 CKD				○	27.32.090	☾	655776
				○	27.43.271	☾	117562
				○			0617739
				○			617739

F 2200

FA 2200 DU FA 2205 DU FAS 2200 DU-445 (6x2) FAS 2205 DU FAT 2200 DU FM 2200 FM 2205 FT 2200 DU	01.71 - 11.80			○	27.37.071		0170835
	01.71 - 11.80			○			617738
FAT 2205 DU	01.71 - 11.80			○	27.37.071		0170835
				○	27.42.017		617738
				○	27.42.017		0106764
				○	27.42.017		106764
FTS 2205				○	27.42.017		0106764
				○	27.42.017		106764

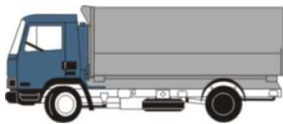






































F 2300

09.63 - 10.93

FA 2300 DHR FA 2300 DHU FA 2300 HT	07.78 - 12.81			○	27.41.106		0290230
	07.78 - 12.81			○	27.41.105	○○	290230
FAB 2305 DHT,FAG 2305 DHT,FAS 2300 DHU,FAS 2303 DHU,FAS 2305 FAS 2300 DHR,FAS 2305 DHR	07.78 - 09.86			○	27.41.106	▣	0290230
	07.78 - 12.81			○	27.41.105	○○▣	290230
FT 2300 DHU,FT 2305 DHU	07.78 - 12.83			○	27.32.090	☾	0282309
				○	27.43.271	☾	282309
FT 2300 HT	01.90 - 10.93			○	27.32.014		117562
				○	27.32.090	☾	0617739
				○			617739
				○	27.43.271	☾	0652722
				○			652722
				○			117562
				○			655776
				○			0617739
				○			617739

F 2500

FA 2500 DHS FT 2500 DHS	02.82 - 08.86 02.82 - 09.86			○	27.32.014	▣	0652722
				○	27.41.107	▣	652722
FA 2500 HS Truck Rigid 4x2	- 02.90			○	27.32.014		0677975
				○			677975
FT 2500 S				○	27.42.043		0652722
				○			652722
				○			655776
				○			083660

	DAF							information	original number
	year of construction	model			Gerep number				
F 2600		09.62 - 12.73							
FAS 2600 DKB FAS 2605 FAT 2605 DKB FTS 2600 FTS 2605	02.72 - 12.73				27.42.017				0106764 106764
F 2700		01.90 - 10.93							
FA 2700 HS	01.90 - 10.93				27.32.014				0652722 652722
									655776
F 2800		09.73 - 09.91							
FA 2800 DKA FA 2800 DKS FA 2800 DKSE FA 2800 DKT FA 2800 DKTD, 16 t FA 2800 DKTD, 17 t FA 2805 DKSE,FA 2800 DKV,FA 2800 DKXE	01.74 - 08.80 01.74 - 09.86 01.80 - 09.86 01.74 - 11.80 01.74 - 09.86 06.86 - 09.91 05.83 - 09.91				27.32.090				117562
					27.41.184				0296466
FA 2805 DKS FA 2805 DKTD FT 2800 DKA FT 2800 DKS FT 2800 DKSE,FT 2800DKXE,FT 2800 DKV FT 2800 DKT FT 2800 DKTD FTT 2800 DKA FTT 2800 DKS FTT 2800 DKT FTT 2800 DKTD	01.74 - 11.80 01.74 - 09.86 01.80 - 09.91 01.74 - 11.80 01.74 - 09.86 01.74 - 11.80 01.74 - 09.86 01.74 - 11.80 01.74 - 09.86 01.74 - 11.80 01.74 - 09.86				27.32.090				117562
FAS 2800 DKS FAS 2800 DKTD FAT 2805 DKS,FAT 2825 DKS FAT 2805 DKTD,FAT 2825 DKTD	06.86 - 09.91 06.86 - 09.91				27.32.090 27.42.017				117562 0106764 106764
FAS 2805 FTS 2800 DKA FTS 2800 DKS FTS 2800 DKT FTS 2800 DKTD FTS 2805	01.74 - 11.80 01.74 - 09.86 01.74 - 11.80 01.74 - 09.86				27.42.017				0106764 106764
FT 2805 DKS FT 2805 DKTD	06.86 - 09.91 06.86 - 09.91				27.52.002				505462
F 3000		06.81 - 09.91							
FA 3000					27.41.184				0296466
F 3300		06.81 - 09.91							
FTG 3300 DKX,FTS 3300 DKX FTG 3300 DKX,FTS 3303 DKX	06.81 - 09.86 06.85 - 09.91				27.32.118				271075
					27.41.106				0290230 290230
F 3600		06.85 - 09.91							
FA 3605 DKZ FA 3605 DKZE	06.85 - 09.91 06.85 - 09.91				27.41.184				0296466
Box-type truck / Tipper									
16.13-16.17	01.81 - 02.88				27.43.171		Axle load in tons [t]: 16,25		1090155
17.14,17.16,17.18	02.88 - 10.90				27.43.171		Axle load in tons [t]: 17		1090155
Landtrain 4x2									
Tractor/Rigid/Tipper 19.21,19.22,19.28,19.29	01.80 -				27.33.207				



DAF

	year of construction	model			Gerep number		information	original number
XF 95	09.02 -							
FA 95.380	09.02 -				27.41.450			1443695 1606742
FTG 95.380	09.02 -							
FA 95.430	09.02 -							
FA 95.480	09.02 -							
FA 95.530	09.02 -							
FT 95.380	09.02 -				27.43.312		Axle load in tons [t]: 7,5	1398694
FT 95.430	09.02 -							
FT 95.480	09.02 -				27.41.450			1443695 1606742
FT 95.530	09.02 -							

ENASA

1217 - 1437								
1217	01.84 -				27.31.206			
1223	01.84 -							
1228 T	01.84 -				27.33.100			
1231 T,R	01.84 -							
1236.38 T					27.33.100			
1338.38 R								

ERF

E 8 Serie								
E 8 4x2 Tractor					27.43.168			
E 8 6x2 Rigid,Drawbar								
E 8 8x4 Rigid,Tipper (NORDE BOGIE)								
E 8 8x4 Rigid,Tipper,Drawbar (ERF BOGIE)								

E 10 Serie								
E 10 4x2 Tractor					27.43.168			
E 10 6x2 Tractor								
E 10 6x4 Tractor								
E 10 6x4 Rigid,Tipper,Drawbar (NORDE BOGIE)								
E 10 8x4 Rigid,Tipper,Drawbar (NORDE BOGIE)								

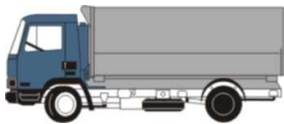





























E 12 Serie								
E 12 4x2 Tractor					27.43.168			
E 12 6x2 Tractor								
E 12 6x4 Tractor								
E 12 6x4 Rigid,Tipper,Drawbar (NORDE BOGIE)								
E 12 8x4 Rigid,Tipper,Drawbar (NORDE BOGIE)								

E 14 Serie								
E 14 4x2 Tractor					27.43.168			
E 14 6x2 Tractor								
E 14 6x4 Tractor								
E 14 6x4 Rigid,Tipper,Drawbar (NORDE BOGIE)								
E 14 8x4 Rigid,Tipper (NORDE BOGIE)								

FIAT

35-Serie								
35 NC					27.21.379			8558562 8561478

40 NC								
40 NC					27.21.379			8558562 8561478

		FIAT						information	original number
		year of construction	model			Gerep number			
60-Serie									
65 NC								8555803 8559478 8559985 8561470 8562478 8563236	
70-Serie									
70 NC 75 NC								8555803 8559478 8559985 8561470 8562478 8563236	
600-Serie									
619 N 683 N								4700841	
642 RN2, RN3								4700841	
682 T2, T3, T4							Chass. T011413->	4700841	
DUCATO Coffe (230L) 03.94 - 04.02									
2.0	03.94 - 04.02						load capacity [kg]: 1000	1317926080	
1.9 D, 50 kW	04.98 - 04.02						load capacity [kg]: 1400		
1.9 TD, 66 kW	04.98 - 04.02						load capacity [kg]: 1800	1317924080	
1.9 TD, 60 kW	03.94 - 04.02						->08.1995	1317535080	
1.9 D, 51 kW	03.94 - 04.02						for champing vehicle		
1.9 TD CAT	08.94 - 04.02						load capacity [kg]: 1800		
2.0 JTD	10.01 - 04.02						09.1995->	1318259080	
2.5 D	03.94 - 04.02						for champing vehicle		
2.5 TDI	03.94 - 04.02						load capacity [kg]: 1800		
2.5 TDI Maxi	03.94 - 04.02						load capacity [kg]: 1000	1303682080	
2.5 TDI 4x4	05.98 - 04.02						for ambulance	1312333080	
2.8 D	05.98 - 04.02						load capacity [kg]: 1400	1314562080	
2.8 D 4x4	08.98 - 04.02						load capacity [kg]: 1800	1303816080	
2.8 TDI	10.97 - 04.02								
2.8 TDI 4x4	06.99 - 04.02								
2.8 JTD	11.00 - 04.02								
2.8 JTD 4x4	11.00 - 04.02								
DUCATO Coffe (244) 04.02 -									
2.0	04.02 -						not for load capacity [kg]: 1800	1317926080	
2.0 JTD	04.02 -						not for load capacity [kg]: 1800	1303682080	
2.3 JTD	04.02 -								
2.8 JTD	04.02 -								
2.8 JTD 4x4	07.02 -								
DUCATO Coffe (280) 01.82 - 08.90									
1.8	01.82 - 10.88						->Chass. 0284193	4439223	
2.0, 55 kW	07.85 - 08.90						Chass. 0284194->	7569730	
2.0, 58 kW	01.82 - 08.90						not for load capacity [kg]: 1800		
2.0, 62 kW	03.89 - 08.90				27.31.128		load capacity [kg]: 1800	7562124	
1.9 D	01.88 - 08.90				27.21.085		not for load capacity [kg]: 1800	4439194	
1.9 TD	03.89 - 08.90								
2.4 D	01.82 - 08.90								
2.5 D	01.82 - 08.90								
2.5 D 4x4	03.89 - 08.90								
DUCATO Coffe (290) 03.89 - 03.94									
1.9 D	07.90 - 03.94						not for load capacity [kg]: 1800	7569730	
1.9 TD	03.89 - 03.94								
2.5 D 4x4	07.90 - 03.94				27.31.128		load capacity [kg]: 1800	7562124	
2.5 TD	07.90 - 03.94				27.21.085		not for load capacity [kg]: 1800	4439194	
2.5 TD 4x4	07.90 - 03.94								



FIAT

	year of construction	model			Gerep number		information	original number
DUCATO Panorama (280) 07.82 - 08.90								
1.8	07.82 - 12.88						->Chass. 0284193	4439223
2.0, 55 kW	01.86 - 08.90						Chass. 0284194->	7569730
2.0, 58 kW	07.82 - 05.85							
2.0, 62 kW	09.88 - 08.90				27.21.085			4439194
1.9 D	02.87 - 08.90							
1.9 TD	03.89 - 08.90							
2.4 D	07.82 - 12.85							
2.5 D	01.86 - 08.90							
2.5 D 4x4	01.87 - 08.90							
2.5 TD	01.87 - 08.90							
2.5 TD 4x4	01.86 - 08.90							
DUCATO Panorama (290) 01.90 - 03.94								
1.8	- 12.94							7569730
2.0	07.90 - 03.94							
1.9 D	07.90 - 03.94				27.21.085			4439194
1.9 TD	07.90 - 03.94							
2.5 D	07.90 - 03.94							
2.5 D 4x4	07.90 - 03.94							
2.5 TD	08.90 - 03.94							
2.5 TD 4x4	01.91 - 03.94							
DUCATO light carriage/chassis (230) 03.94 - 04.02								
2.0	06.98 - 04.02						load capacity [kg]: 1000	1317926080
2.0 4x4	06.98 - 04.02						load capacity [kg]: 1400	1317924080
1.9 D, 50 kW	04.98 - 04.02						load capacity [kg]: 1800	
1.9 TD, 66 kW	04.98 - 04.02						->08.1995	1317535080
1.9 D, 51 kW	03.94 - 04.02						for champing vehicle	
1.9 TD CAT	08.94 - 04.02						load capacity [kg]: 1800	
1.9 TD, 60 kW	03.94 - 04.02							
2.5 D	03.94 - 04.02						09.1995->	1318259080
2.5 D 4x4	03.94 - 04.02						for champing vehicle	
2.5 TDI, 80 kW	03.94 - 04.02						load capacity [kg]: 1800	
2.5 TDI, 85 kW	03.94 - 04.02						load capacity [kg]: 1000	1303682080
2.5 TDI 4x4	06.98 - 04.02						for ambulance	1312333080
2.8 D	02.98 - 04.02						load capacity [kg]: 1400	1314562080
2.8 TDI	12.98 - 04.02						load capacity [kg]: 1800	1303816080
2.8 JTD	11.00 - 04.02							
DUCATO light carriage/chassis (244) 04.02 -								
2.0 JTD	04.02 -						not for load capacity [kg]: 1800	1317926080
2.3 JTD	04.02 -							
2.8 JTD	04.02 -						not for load capacity [kg]: 1800	1303682080
2.8 JTD 4x4	10.02 -							
DUCATO light carriage/chassis (280) 07.82 - 08.90								
2.0, 55 kW	07.85 - 08.90						->Chass. 0284193	4439223
2.0, 62 kW	08.88 - 08.90						Chass. 0284194->	7569730
1.9 D	01.88 - 08.90							
1.9 TD	03.89 - 08.90				27.21.085		->Chass. 0284193	4439194
2.5 D	07.82 - 08.90							
2.5 D 4x4	03.89 - 08.90							
2.5 TD	01.86 - 08.90							
DUCATO light carriage/chassis (290) 03.89 - 03.94								
2.0	07.90 - 03.94							7569730
1.9 TD	03.89 - 03.94							
2.5 D	07.90 - 03.94							
2.5 D 4x4	07.90 - 03.94							
2.5 TD	07.90 - 03.94							
2.5 TD 4x4	07.90 - 03.94							
TALENTO Coffe (290) 03.89 - 03.94								
2.0 (290U4)	03.89 - 03.94							7569730
1.9 D (290UK)	03.89 - 03.94				27.21.085			4439194
TALENTO light carriage/chassis (290) 03.89 - 03.94								
2.0 (290UA4)	03.89 - 03.94							7569730
1.9 D (290UAK, 290UTK)	03.89 - 03.94							



FORD

year of construction	model			Gerep number		information	original number
----------------------	-------	--	--	--------------	--	-------------	-----------------





















































TRANSIT CONNECT

1.8 TDCi	09.02 -			t		←	load capacity [kg]: 550	4419216 4436440 4436443 4495300
						←	load capacity [kg]: 750 load capacity [kg]: 825	4419217 4419218 4436442 4495299
						→	load capacity [kg]: 550	4408460 4436437 4436439 4495298
						→	load capacity [kg]: 750 load capacity [kg]: 825	4408461 4408462 4436438 4495297
				o			load capacity [kg]: 550	4410222 4436450 4436608 4539467 4539850
							load capacity [kg]: 750 load capacity [kg]: 825	4410220 4410221 4436449 4495303 4539853
1.8 16V	09.02 -			t		←	load capacity [kg]: 550 load capacity [kg]: 625	4419216 4436440 4436443 4495300
						→	load capacity [kg]: 550 load capacity [kg]: 625	4408460 4436437 4436439 4495298
				o			load capacity [kg]: 550 load capacity [kg]: 625	4410222 4436450 4436608 4539467 4539850
1.8 Di	09.02 -			t		←	load capacity [kg]: 550	4419216 4436440 4436443 4495300
						←	load capacity [kg]: 750	4419217 4419218 4436442 4495299
						→	load capacity [kg]: 550	4408460 4436437 4436439 4495298
						→	load capacity [kg]: 750	4408461 4408462 4436438 4495297
				o			load capacity [kg]: 550	4410222 4436450 4436608 4539467 4539850
							load capacity [kg]: 750	4410220 4410221 4436449 4495303 4539853



FORD

	year of construction	model			Gerep number		information	original number
TRANSIT Coffe (72E, 71E) 11.65 - 09.78								
1.5 (72E1A) 1.7 FT 100	01.71 - 05.73	100L,130,150, 175,190			27.21.152			1 502 194
	04.71 - 03.78	75, 115, 100, 125			27.21.003			5 001 820
								1 476 577 1 476 578 1 499 291 1 502 211 6 059 133
TRANSIT Coffe (81E) 11.65 - 07.73								
1.7 1300 Feuerw. (810000) 1.7 1300 (81E4SA)	11.65 - 05.73	100L,130,150, 175,190			27.21.152			1 502 194
	03.67 - 07.73	75, 115, 100, 125			27.21.003			5 001 820
								1 476 577 1 476 578 1 499 291 1 502 211 6 059 133
TRANSIT Coffe (E_ _) 05.91 - 06.94								
2.0 2.0 i (EAL, EAS) 2.5 DI (EAL, EAS), 51 kW 2.5 DI (EAS, EAL) 2.5 DI (EAL, EAS), 63 kW 2.5 TD (EAS, EAL) 2.9 V6 2.0 2.0 i (EAL, EAS) 2.5 DI (EAL, EAS), 51 kW 2.5 DI (EAS, EAL) 2.5 DI (EAL, EAS), 63 kW 2.5 TD (EAS, EAL) 2.9 V6	09.91 - 06.94	100L,130,150 ,190L						5 025 618
	09.91 - 06.94							5 025 617
	05.91 - 06.94	80,100,115, 120,190						5 025 620
	10.92 - 06.94							5 029 871
	05.91 - 06.94							6 700 775
	09.91 - 08.94							7 355 381
	09.91 - 06.94							5 029 866
	09.91 - 06.94							5 029 867
	05.91 - 06.94	100L,130,150, 190L						5 025 618
	05.91 - 06.94	80,100,115, 120,190						5 025 617
10.92 - 06.94							5 025 620	
05.91 - 06.94							5 029 871	
05.91 - 06.94							6 700 775	
09.91 - 08.94							7 355 381	
09.91 - 08.94							5 029 866	
09.91 - 08.94							5 029 867	
2.0 (EAL, EAS) 2.5 DI (EAL, EAS), 51 kW 2.5 TD (EAS) 2.5 DI (EAL, EAS), 56 kW 2.5 TD (EAL, EAS) 2.5 TDI (EAL, EAS) 2.5 DI (EAL, EAS), 85 kW	06.94 - 03.00	100L,120L, 130,150						5 025 618
	06.94 - 03.00	150L,150S						
	10.98 - 03.00							
	06.94 - 03.00	80,100,115, 115L,120						5 025 617
	06.94 - 03.00							5 025 620
	06.94 - 03.00	190,EF						5 029 871
05.99 - 03.00							6 700 775	
							7 355 381	
							5 029 866	
							5 029 867	
TRANSIT Coffe (FA_Y) 01.00 -								
2.3 16V (FAAY, FABY, FACY)	04.01 -							1C15-18045-CF
								1C15-18045-CG
							country construction: Finland	2C11-18080-AA
							country construction: Norway	YC15-18080-SA
							liquid gas (LPG)	2C11-18080-AA
								YC15-18080-SA
2.0 DI (FAEY, FAFY, FAGY), 55 kW 2.0 DI (FAEY, FAFY, FAGY), 63 kW 2.0 DI (FAEY, FAFY, FAGY), 74 kW 2.0 TDCi	08.00 -							1C15-18045-CF
	08.00 -							1C15-18045-CG
	08.00 -							
	08.02 -							

		FORD						
		year of construction	model			Gerep number		information
TRANSIT Coffe (FA_Y)		<i>01.00 -</i>						
2.4 DI (FAAY, FABY, FACY, FADY), 55 kW	01.00 -							1C15-18045-CF 1C15-18045-CG
2.4 DI (FAAY, FABY, FACY, FADY), 66 kW	01.00 -							1C15-18080-GA YC15-18080-FG
2.4 DI (FAAY, FABY, FACY, FADY), 88 kW	01.00 -						country construction: Finland	2C11-18080-AA
2.4 TDE	07.01 -						country construction: Norway	YC15-18080-SA
TRANSIT Coffe (T_ _)		<i>09.85 - 09.92</i>						
1.6 (TAS)	09.85 - 09.92	100L,130,150					07.1991->	5 025 618
2.0 (TAL, TAS, TGL, TWS)	09.85 - 09.92	,150L						
2.5 D (TAL, TAS, TGL, TWS), 50 kW	01.86 - 09.91	150S,190L						
2.5 D (TAL, TAS, TGL, TWS), 52 kW	10.88 - 09.91	100L,130,150,175,190			27.12.009		->06.1991	5 014 340
1.6 (TAS)	09.85 - 09.92	80,100,115,120					->06.1991	
2.0 (TAL, TAS, TGL, TWS)	09.85 - 09.92							
2.5 D (TAL, TAS, TGL, TWS), 50 kW	01.86 - 09.91						->06.1991	5 016 021
2.5 D (TAL, TAS, TGL, TWS), 52 kW	10.88 - 09.91	80,100,115,120,190					07.1991->	5 025 617 5 025 620 5 029 871 6 700 775 7 355 381
							07.1991->	5 029 866 5 029 867
		100L,130,150,150L,190L					07.1991->	5 025 618
		100L,130,150,175,190			27.12.009		->06.1991	5 014 340
							->06.1991	5 016 024
		80,100,115,120					->06.1991	
							->06.1991	5 016 021
		80,100,115,120,190					07.1991->	5 025 617 5 025 620 5 029 871 6 700 775 7 355 381
							07.1991->	5 029 866 5 029 867
TRANSIT Coffe (V_ _)		<i>01.77 - 10.86</i>						
1.6 (WS)	11.77 - 10.86	100L,130,150,175,190			27.12.009		11.1985->	5 014 340
2.0 (VVL)	11.77 - 10.86				27.21.152		->10.1985	1 502 194
2.0 (VHL, VVS)	11.77 - 10.86						11.1985->	5 016 024
2.4 D (VVS)	11.77 - 10.86							
2.5 D (VVL)	10.83 - 10.86	75,100,115,125			27.21.003		->10.1985	5 001 820
		80,100,115,120					11.1985->	
							11.1985->	5 016 021
							->10.1985	1 476 577 1 476 578 1 499 291 1 502 211 6 059 133
2.0 (VVS)	11.77 - 07.82	100L,130,150,175,190			27.21.152			1 502 194
		75, 115, 100, 125			27.21.003			5 001 820
								1 476 577 1 476 578 1 499 291 1 502 211 6 059 133



FORD

year of construction	model			Gerep number		information	original number
----------------------	-------	--	--	--------------	--	-------------	-----------------

TRANSIT light carriage/chassis (74E) 12.68 - 09.78

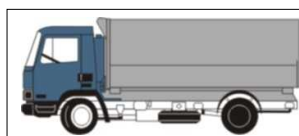
1.5 1.7 FT 100	01.71 - 05.73	100L,130,150, 175,190			27.21.152		1 502 194
	04.71 - 03.78	75, 115, 100, 125			27.21.003		5 001 820
							1 476 577 1 476 578 1 499 291 1 502 211 6 059 133

TRANSIT light carriage/chassis (E_ _) 09.91 - 08.94

2.0 (EME/L/S, ENE/L/S)	09.91 - 08.94	100L,130,150 ,190L					5 025 618
2.5 DI (EML/S, ENL/S)	09.91 - 08.94						5 025 617
2.5 DI (EME/L/S, ENE/L/S)	09.91 - 08.94	80,100,115, 120,190					5 025 620
2.5 TD (EME/L/S, ENE/L/S)	11.92 - 08.94						5 029 871
2.5 TD (EME/L/S, ENE/L)	09.91 - 08.94						5 029 871
2.9 V6	09.91 - 08.94						6 700 775
2.0 (EME/L/S, ENE/L/S)	09.91 - 08.94						7 355 381
2.5 DI (EML/S, ENL/S)	09.91 - 08.94						5 029 866
2.5 DI (EME/L/S, ENE/L/S)	09.91 - 08.94						5 029 867
2.5 TD (EME/L/S, ENE/L/S)	11.92 - 08.94	100L,130,150, 190L					5 025 618
2.5 TD (EME/L/S, ENE/L)	09.91 - 08.94						5 025 617
2.9 V6	09.91 - 08.94	80,100,115, 120,190					5 025 620
							5 029 871
							6 700 775
							7 355 381
							5 029 866
							5 029 867
2.0 (EME/L/S, ENE/L/S)	08.94 - 03.00	100L,120L, 130,150					5 025 618
2.5 DI (EML/S, ENL/S)	08.94 - 03.00						
2.5 TD (EME/L/S, ENE/L/S), 55 kW	10.98 -	150L,150S					
2.5 DI (EME/L/S, ENE/L/S)	08.94 - 03.00	80,100,115,1 15L,120					5 025 617
2.5 TD (EME/L/S, ENE/L/S), 63 kW	08.94 - 03.00	190,EF					5 025 620
2.5 TD (EME/L/S, ENE/L/S), 74 kW	08.94 - 03.00						5 029 871
2.5 TD (EME/L/S, ENE/L/S), 74 kW	08.94 - 03.00						6 700 775
2.5 TD (EME/L/S, ENE/L/S), 74 kW	08.94 - 03.00						7 355 381
2.5 DI (EML, ENE/L)	05.99 - 03.00						5 029 866
							5 029 867

TRANSIT light carriage/chassis (FM_Y, FN_Y) 01.00 -

2.3 16V (F_AY, F_BY, F_CY, F_DY)	04.01 -						1C15-18045-CF
							1C15-18045-CG
							1C15-18080-GA
							YC15-18080-FG
					country construction: Finland	2C11-18080-AA	
					country construction: Norway	YC15-18080-SA	
					liquid gas (LPG)	2C11-18080-AA	
						YC15-18080-SA	
2.0 DI (F_EY, F_FY), 55 kW	08.00 -						1C15-18045-CF
2.0 DI (F_EY, F_FY), 63 kW	08.00 -						1C15-18045-CG
2.0 DI (F_EY, F_FY), 74 kW	08.00 -						
2.0 TDCi (F_EY, F_FY)	08.02 -						
2.4 DI (F_AY, F_BY, F_CY, F_DY), 55 kW	01.00 -						1C15-18045-CF
2.4 DI (F_AY, F_BY, F_CY, F_DY), 55 kW	01.00 -						1C15-18045-CG
2.4 DI (F_AY, F_BY, F_CY, F_DY), 66 kW	01.00 -						1C15-18080-GA
2.4 DI (F_AY, F_BY, F_CY, F_DY), 66 kW	01.00 -						YC15-18080-FG
2.4 DI (F_AY, F_BY, F_CY, F_DY), 88 kW	01.00 -						
2.4 DI (F_AY, F_BY, F_CY, F_DY), 88 kW	01.00 -						country construction: Finland
2.4 TDE	07.01 -						country construction: Norway
							2C11-18080-AA
							YC15-18080-SA



FORD

	year of construction	model			Gerep number		information	original number
TRANSIT light carriage/chassis (T_ _) 11.85 - 09.92								
2.0 (TTE, TTL, TTS) 2.0 (TUL) KAT 2.5 DI (TTE, TTL, TTS, TUL) 2.0 (TTE, TTL, TTS) 2.0 (TUL) KAT 2.5 DI (TTE, TTL, TTS, TUL)	01.86 - 09.92	100L,130,150					07.1991->	5 025 618
	11.85 - 09.92	,150L						
	09.88 - 09.92	150S,190L						
	01.86 - 09.92	100L,130,150			27.12.009		->06.1991	5 014 340
	11.85 - 09.92	,175,190						
	09.88 - 09.92						->06.1991	5 016 024
		80,100,115,120					->06.1991	
							->06.1991	5 016 021
		80,100,115,120,190					07.1991->	5 025 617 5 025 620 5 029 871 6 700 775 7 355 381
							07.1991->	5 029 866 5 029 867
		100L,130,150,150L					07.1991->	5 025 618
		150S,190L						
		100L,130,150,175,190			27.12.009		->06.1991	5 014 340
							->06.1991	5 016 024
	80,100,115,120					->06.1991		
						->06.1991	5 016 021	
	80,100,115,120,190					07.1991->	5 025 617 5 025 620 5 029 871 6 700 775 7 355 381	
						07.1991->	5 029 866 5 029 867	
2.5 D (TTL, TTS, TUL, TUS, TTE) KAT 2.5 D (TTL, TTS, TUL, TUS, TTE) KAT	01.86 - 01.89	100L,130,150			27.12.009		->06.1991	5 014 340
		,175,190						
	01.86 - 01.89						->06.1991	5 016 024
		80,100,115,120					->06.1991	
							->06.1991	5 016 021
		100L,130,150,175,190			27.12.009		->06.1991	5 014 340
							->06.1991	5 016 024
		80,100,115,120					->06.1991	
						->06.1991	5 016 021	
TRANSIT light carriage/chassis (V_ _) 11.77 - 10.86								
1.6 (VCS, VDS) 2.0 (VGL, VSL, VTL, VCS, VDS) 2.5 D (VGL, VSL, VTL, VCS, VDS)	11.77 - 10.86	100L,130,150,			27.12.009		11.1985->	5 014 340
	11.77 - 10.86	175,190			27.21.152		->10.1985	1 502 194
							11.1985->	5 016 024
	10.83 - 10.86	75,100,115,125			27.21.003		->10.1985	5 001 820
		80,100,115,120					11.1985->	
							11.1985->	5 016 021
							->10.1985	1 476 577 1 476 578 1 499 291 1 502 211 6 059 133
2.0 (VGL, VSL, VTL)	11.77 - 07.82	100L,130,150,175,190			27.21.152			1 502 194
		75, 115, 100, 125			27.21.003			5 001 820
								1 476 577 1 476 578 1 499 291 1 502 211 6 059 133



FORD

year of construction	model			Gerep number		information	original number
----------------------	-------	--	--	--------------	--	-------------	-----------------

TRANSIT light carriage/chassis (V_ _) 11.77 - 10.86

2.4 D (VGL, VSL, VTL, VCS, VDS)	11.77 - 09.85	100L,130,150,175,190			27.12.009	11.1985->	5 014 340
					27.21.152		->10.1985
		75,100,115,125			27.21.003	->10.1985	5 001 820

HANOMAG HENSCHEL

F 20

F 20					27.11.009		603 320 03 30
					27.11.029		603 320 00 31 603 320 01 31

F 25

F 25					27.11.009		603 320 03 30
					27.11.029		603 320 00 31 603 320 01 31

F 30

F 30					27.11.009		603 320 03 30
					27.11.029		603 320 00 31 603 320 01 31

F 35

F 35					27.11.009		603 320 03 30
					27.11.029		603 320 00 31 603 320 01 31

F 40

F 40 KA					27.21.008		001 326 78 00
					27.21.008		001 326 78 00

F 46

F 46 KA					27.21.008		001 326 78 00
					27.21.008		001 326 78 00

IFA





W 50

W 50 L	01.65 -				27.36.034		
					27.36.034		
W 50 LA	01.78 -						
















ISUZU

ELF (150, 250, 350)















TL 10 (Elf 250)	01.70 - 12.79						
TL 20 (Elf 250)	01.70 - 12.79						
TL 30 (Elf 250)	01.70 - 12.79						
TL 40 (Elf 250)	01.70 - 12.79						
TL 50 (Elf 250)	01.70 - 12.79						
KA 20, 40, 50	01.68 - 08.72						
KA 41, 51	09.72 -						

	IVECO						information	original number
	year of construction	model			Gerep number			
















60...

60 E ./H					27.36.047			9840 8702 9841 1158 9945 1728
60 E ./K 65 E ./K					27.36.354			9842 6865 9945 1736
								9842 6866 9945 1738
60 E On Road 65 E					27.36.047			9840 8702 9841 1158 9945 1728
					27.36.296			9840 8701 9841 1159 9945 1732


















70...

75 E					27.36.047			9840 8702 9841 1158 9945 1728
					27.36.296			9840 8701 9841 1159 9945 1732
75 E ./K					27.36.354			9842 6865 9945 1736
								9842 6866 9945 1738
75-13 AWM	01.88 -				27.21.007			0248 7687 0251 2474 4206 6089

180...

180-24 180-26								4697041
180 E ./FP 4x2 On-Road								9841 4531 9947 4622
180 E ./P 4x2 On-Road					27.37.047			4121 8445 9843 0150 9947 4644
								9841 4531 9947 4622
180 E 4x2 On-Road					27.37.047			4121 8445 9843 0150 9947 4644
								4100 5022 4121 8444 9947 4657

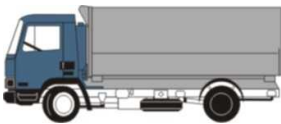


























































190...

190 E ./FP 4x2 On-Road								9841 4531 9947 4622
190 E ./H 4x2 Off-Road 190 E 4x2 On-Road					27.37.047			4121 8445 9843 0150 9947 4644
								4100 5022 4121 8444 9947 4657
190 E ./P 4x2 On-Road					27.37.047			4121 8445 9843 0150 9947 4644
								9841 4531 9947 4622
190-24 TRU 190-30 T, TR, TRU 190-33 190-33 T, TR 190-36 TR, TRU	01.88 - 12.88							4697041
190-26 T, TR, TRU 190-30 3i 190-35 T, TR 190-38 T, TR, TRU							Chass. T112162->	4697041



IVECO

	year of construction	model			Gerep number		information	original number
190...								
190-30 PT 190-33 TR 190-38 TRU	- 12.84 01.85 -				27.31.437			4744675
190-42 190-48	01.85 - 01.85 -				27.31.437			4697041 4744675
220...								
220-30 220-35 220-36 TRU 220-38	01.87 - 12.87 01.87 - 12.87 01.87 - 12.87 01.87 - 12.87				27.31.437			4744675
240...								
240-26 TRU 240-36 TRU 240-48	01.88 - - 12.87							4697041
240 E ./FP 6x2 On-Road 240 E ./FS 6x2 On-Road 240 E ./FT 6x2 On-Road								9841 4531 9947 4622
240 E ./P 6x2 On-Road 240 E ./PS 6x2 On-Road					27.37.047			4121 8445 9843 0150 9947 4644
								9841 4531 9947 4622
240 E ./PT 6x2 On-Road					27.37.047			4121 8445 9843 0150 9947 4644
								9841 4531 9947 4622
240 E ./TN 6x2 On-Road 240 E 6x2 On-Road					27.37.047			4121 8445 9843 0150 9947 4644
242/15 242/18	01.73 - 01.73 -				27.21.006			5880975
260...								
260 E ./FP 6x4 On-Road								9841 4531 9947 4622
260 E ./H 6x4 On-Road 260 E 6x4 On-Road					27.37.047			4121 8445 9843 0150 9947 4644
								4100 5022 4121 8444 9947 4657
260 E ./P 6x4 On-Road					27.37.047			4121 8445 9843 0150 9947 4644
								9841 4531 9947 4622
330...								
330 E ./H 6x4 Off-Road					27.37.047			4121 8445 9843 0150 9947 4644
								4100 5022 4121 8444 9947 4657
340...								
340 E .H 8x4 Off-Road 340 E 8x4 On-Road					27.37.047			4121 8445 9843 0150 9947 4644

	IVECO							
	year of construction	model			Gerep number		information	original number
380...								
380 E ./H 6x4 Off-Road					27.37.047			4121 8445 9843 0150 9947 4644
								4100 5022 4121 8444 9947 4657
400...								
400 E .HT 4x2 Off-Road					27.37.023			4121 8439 9841 4529 9947 4655
							27.48.057	
400 E .T 4x2 On-Road					27.37.023			4121 8439 9841 4529 9947 4655
								4100 5022 4121 8444 9947 4657
					27.48.057			9841 4530 9846 6168 9947 4631
400 E .T/FP 4x2 On-Road 400 E .TX/FP 6x2c On-Road					27.31.421			9848 8107 9947 4639
400 E .T/P 4x2 On-Road 400 E .TX/P 6x2c On-Road					27.37.023			4121 8439 9841 4529 9947 4655
							27.31.421	
410...								
410 E .H 8x4 Off-Road					27.37.047			4121 8445 9843 0150 9947 4644
								4121 8445 9843 0150 9947 4644
					27.37.047			4121 8445 9843 0150 9947 4644
440...								
440 E .HT 6x4 Off-Road 440 E .TZ 6x4 On-Road 440 E TY/TN 6x2 On-Road					27.37.023			4121 8439 9841 4529 9947 4655
								4100 5022 4121 8444 9947 4657
440 E .T 4x2 On-Road					27.48.057			9841 4530 9846 6168 9947 4631
440 E .T/FP 4x2 On-Road 440 E .TY/FP 6x2 On-Road 440 E .TY/FS 6x2 On-Road					27.31.421			9848 8107 9947 4639
440 E .T/P 4x2 On-Road 440 E .TY/P 6x2 On-Road 440 E .TY/PS 6x2 On-Road					27.37.023			4121 8439 9841 4529 9947 4655
							27.31.421	
440 E .TY/FT 6x2 On-Road 440 E .TZ/FP 6x4 On-Road					27.31.421			9848 8107 9947 4639
								








































IVECO

year of construction	model			Gerep number		information	original number
440...							
440 E .TY/PT 6x2 On-Road 440 E .TZ/P 6x4 On-Road				27.37.023			4121 8439 9841 4529 9947 4655
				27.31.421			9848 8107 9947 4639
				27.31.421			9848 8107 9947 4639
560...							
560 E .HT 6x4 Off-Road				27.37.023			4121 8439 9841 4529 9947 4655
							4100 5022 4121 8444 9947 4657
720...							
720 E .HT 6x6 Off-Road				27.37.023			4121 8439 9841 4529 9947 4655
							4100 5022 4121 8444 9947 4657
Cityclass							
Cityclass							500309669
Daily 30...							
30-8, 55-60 kW	01.92 - 08.98			27.21.335			9382 6662
30-8, 62 kW	09.98 -						
30-8, 60 kW	01.96 - 08.98			27.21.461			4835 372
30-8 V	09.98 -						
30-8 V,30-8 C, 55-60 kW	01.89 - 08.98						
30-8 V,30-8 C, 60 kW	01.96 - 08.98						
30-8 V,30-8 C, 62 kW	09.98 -						
35-8, 55-60 kW	01.89 - 08.98						
35-8, 62 kW	09.98 -						
35-8 K	09.98 -						
35-8 V,35-8 C, 55-60 kW	01.91 - 08.98						
35-8 V,35-8 C, 62 kW	09.98 -						
35-10, 2499 ccm	01.89 - 12.96						
35-10, 2798 ccm	01.96 -						
35-10 K	01.97 -						
35-10 V,35-10 C, 76-80 kW	01.89 - 08.98						
35-10 V,35-10 C, 76 kW	01.96 -						
35-12 V,35-12 C	01.90 - 04.96						
35-12, 85 kW	01.90 - 04.96			27.21.217			9841 5332
				27.21.335			9382 6662
				27.21.461			4835 372
35-12 K	09.96 - 08.98			27.36.352			4121 8443 9841 4527 9947 4645
				27.21.335			9382 6662
				27.37.023			4121 8439 9841 4529 9947 4655
				27.32.131			4103 3038 4121 4818
							9841 4531 9947 4622
				27.36.402			4121 8432 9849 8740 9947 4638
				27.31.429			4101 6574
					4103 3039 4121 4700		
					4103 3239		
				27.21.461		4835 372	



IVECO

	year of construction	model			Gerep number		information	original number			
Daily 30...											
35 C 9 35 C 11 35 C 13 35 C 15					27.21.457			500369632 504043883			
								500389839 504043879			
					27.21.454			500369633 500398555 504043880 504043884			
								500389839 504043879			
35 S 9 35 S 11 35 S 13 35 S 15								500389839 504043879			
											500378190 504043882
											500389841 504043881
Daily 40...											
40 C 13					27.21.457			500369632 504043883			
											500369633 500398555 504043880 504043884
A 45 Minibus 49-12 K 49-12, 85 kW 49-12, 90 kW	05.96 - 06.90 - 04.96 05.96 -				27.21.217			9841 5332			
Daily 50...											
50-8 50-9 50-10 55-8 55-10	- 12.83 01.78 - 12.83 01.78 - 12.83 - 12.83 01.78 - 12.83							4726933 4750776 4829308			
50 C 11, light carriage/chassis 50 C 11, Coffe/Combi 50 C 13, light carriage/chassis 50 C 13, Coffe/Combi 50 C 15	05.99 - 05.99 - 05.99 - 05.99 -								27.21.457		
59-12, 85 kW 59-12, 90 kW	05.91 - 04.96 05.96 -				27.21.217			9841 5332			
											9844 5872 9844 5873
											9841 5333
59-12 K, 85 kW 59-12 K, 90 kW 59-12 V, 85 kW 59-12 V, 90 kW	05.91 - 04.96 05.96 - 05.91 - 04.96 05.96 -				27.21.376			9844 5872 9844 5873			
Daily 60...											
60.8 60.10 65.10								4726933 4750776 4829308			
65 C 11 65 C 13 65 C 15	11.01 -										500377620 500377633 500377634
EuroCargo 01.91 -											
60 E 10 60 E 12 65 E 10	01.91 - 08.96 01.91 - 12.96 01.91 - 12.96				27.36.047			9840 8702 9841 1158 9945 1728			
									27.36.296		9840 8701 9841 1159 9945 1732


















IVECO

	year of construction	model			Gerep number		information	original number
EuroCargo								
<i>01.91 -</i>								
60 E 14 65 E 12 75 E 12 75 E 14	01.91 - 12.96 01.91 - 01.91 - 01.91 -				27.36.047			9840 8702 9841 1158 9945 1728
								9846 4210 9945 1744
					27.36.296			9840 8701 9841 1159 9945 1732
60 E 14 K 65 E 10 K 65 E 12 K 65 E 14 K 75 E 12 K 75 E 14 K 75 E 15 K	01.91 - 12.96 01.91 - 12.96 01.91 - 01.91 - 01.97 - 01.97 - 01.91 - 09.00				27.36.354			9842 6865 9945 1736
65 E 14 75 E 13 tector 75 E 15,80 E 15 75 E 15 tector 75 E 17 tector 75 E 18 tector	01.91 - 09.00 - 01.91 - 09.00 09.00 - 09.00 - 09.00 -							9846 4210 9945 1744
80 E 15 K, 7,49 t 80 E 15 K, 8 t 80 E 18 K, 7,49 t 80 E 18 K, 8 t 100 E 15 K 100 E 18 K	01.91 - 01.91 - 01.91 - 01.91 - 01.91 - 01.91 -				27.36.048			9840 8700 9841 1160 9945 1729
					27.37.093			9841 5098 9945 1739
					27.36.296			9840 8701 9841 1159 9945 1732
80 E 15 80 E 18, 8 t 80 E 18, 7,49 t 100 E 15	01.91 - 01.91 - 01.91 - 01.91 -				27.36.048			9840 8700 9841 1160 9945 1729
								9846 4211 9945 1745
					27.36.296			9840 8701 9841 1159 9945 1732
80 E 21, 8 t 80 E 21, 7,49 t 100 E 17 tector 100 E 18 tector 100 E 21 100 E 21 tector 180 E 21 T	01.91 - 01.91 - 09.00 - 09.00 - 01.91 - 09.00 - 01.91 -							9846 4211 9945 1745
100 E 18	01.91 -				27.36.048			9840 8700 9841 1160 9945 1729
								9846 4211 9945 1745
								9849 9500 9947 3798
					27.36.296			9840 8701 9841 1159 9945 1732
120 E 15 130 E 15	01.91 - 01.94 -				27.37.094			9844 7153 9946 5084
					27.37.091			0485 9825 9840 8706 9841 5096 9946 5078
					27.37.092			9840 8707 9841 1167 9946 5079
					27.32.138			9843 6446 9946 5087






































IVECO

	year of construction	model			Gerep number		information	original number
EuroCargo		<i>01.91 -</i>						
120 E 15 K 120 E 18 K 130 E 18 K	01.92 - 01.92 - 01.92 -			$\frac{1}{0}$	27.37.091			0485 9825 9840 8706 9841 5096 9946 5078
				$\frac{1}{0}$	27.37.092			9840 8707 9841 1167 9946 5079
120 E 18 120 E 23 130 E 23 130 E 28 tector	01.92 - 01.92 - 01.92 - 09.00 -			$\frac{1}{0}$	27.37.094			9844 7153 9946 5084
					27.37.091			0485 9825 9840 8706 9841 5096 9946 5078
				$\frac{1}{1}$				9841 6656 9946 5089 9948 4511
				$\frac{1}{0}$	27.37.092			9840 8707 9841 1167 9946 5079
					27.32.138			9843 6446 9946 5087
120 E 21 120 E 24 tector 130 E 21 130 E 28	09.00 -			$\frac{1}{0}$	27.37.092			9840 8707 9841 1167 9946 5079
130 E 15 K	01.94 -			$\frac{1}{0}$	27.37.091			0485 9825 9840 8706 9841 5096 9946 5078
130 E 18	01.92 -			$\frac{1}{0}$	27.37.094			9844 7153 9946 5084
					27.37.091			0485 9825 9840 8706 9841 5096 9946 5078
				$\frac{1}{0}$				9844 7155 9946 5080
					27.37.092			9840 8707 9841 1167 9946 5079
130 E 18 tector 130 E 24 tector	09.00 - 09.00 -			$\frac{1}{0}$	27.37.094			9844 7153 9946 5084
					27.37.091			0485 9825 9840 8706 9841 5096 9946 5078
								9844 5861 9946 5083
				$\frac{1}{1}$				9841 6656 9946 5089 9948 4511
				$\frac{1}{0}$				9844 7155 9946 5080
					27.37.092			9840 8707 9841 1167 9946 5079
					27.32.138			9843 6446 9946 5087
130 E 21				$\frac{1}{1}$				9841 6656 9946 5089 9948 4511
130 E 18 K tector 130 E 24 K tector	09.00 - 09.00 -			$\frac{1}{0}$	27.37.094			9844 7153 9946 5084

















































IVECO








































	year of construction	model			Gerep number		information	original number
EuroCargo								
<i>01.91 -</i>								
130 E 21 tector				$\frac{1}{\circ}$	27.37.094			9844 7153 9946 5084
					27.37.091			0485 9825 9840 8706 9841 5096 9946 5078
				$\frac{1}{\circ}$	27.32.138			9843 6446 9946 5087
150 E 15 150 E 18	01.92 - 12.96 01.92 -			$\frac{1}{\circ}$	27.32.137			9844 3387 9947 3799
					27.37.094			9844 7153 9946 5084
					27.37.091			0485 9825 9840 8706 9841 5096 9946 5078
								9844 5861 9946 5083
								9844 7155 9946 5080
								9843 6446 9946 5087
				$\frac{1}{\circ}$				9848 8520 9944 9219
					27.42.137			
150 E 15 K 150 E 18 K	01.92 - 12.96 01.92 -			$\frac{1}{\circ}$	27.32.137			9844 3387 9947 3799
					27.37.091			0485 9825 9840 8706 9841 5096 9946 5078
								9844 5861 9946 5083
								9844 7155 9946 5080
150 E 18 tector 150 E 23 150 E 24 tector 150 E 27 R 150 E 28 tector	09.00 - 01.92 - 09.00 - 01.92 - 09.00 -			$\frac{1}{\circ}$	27.32.137			9844 3387 9947 3799
					27.37.094			9844 7153 9946 5084
					27.37.091			0485 9825 9840 8706 9841 5096 9946 5078
								9844 5861 9946 5083
								9841 6656 9946 5089 9948 4511
								9844 7155 9946 5080
				$\frac{1}{\circ}$	27.32.138			9843 6446 9946 5087
150 E 18 K tector 150 E 21	09.00 -			$\frac{1}{\circ}$	27.32.137			9844 3387 9947 3799
150 E 21H				$\frac{1}{\circ}$	27.42.137			9848 8520 9944 9219
150 E 21 tector				$\frac{1}{\circ}$	27.37.091			0485 9825 9840 8706 9841 5096 9946 5078
								9844 7155 9946 5080
170 E 15				$\frac{1}{\circ}$	27.32.139			9848 0455 9947 3748
								9849 9500 9947 3798
				$\frac{1}{\circ}$				9844 7155 9946 5080

	IVECO							
	year of construction	model			Gerrep number		information	original number
EuroCargo		01.91 -						
170 E 18,180 E 18 170 E 23,180 E 23	01.94 - 01.94 -			$\frac{1}{0}$	27.32.139			9848 0455 9947 3748 9849 9500 9947 3798
				$\frac{1}{0}$	27.32.138			9844 7155 9946 5080
					27.47.029			9843 6446 9946 5087
				$\frac{1}{0}$	27.42.137			9943 1723 9948 5542
				$\frac{1}{1}$				9848 8520 9944 9219
								9843 6447 9947 3797
170 E 18 K,180 E 18 K	01.94 -			$\frac{1}{0}$	27.32.139			9848 0455 9947 3748 9849 9500 9947 3798
				$\frac{1}{0}$				9844 7155 9946 5080
				$\frac{1}{0}$	27.42.137			9848 8520 9944 9219
170 E 23 K,180 E 23 K	01.94 -			$\frac{1}{0}$	27.32.139			9848 0455 9947 3748 9849 9500 9947 3798
				$\frac{1}{0}$	27.42.137			9848 8520 9944 9219
170 E 25				$\frac{1}{0}$				9844 7155 9946 5080
170 E 27,180 E 27	01.94 -			$\frac{1}{0}$	27.32.139			9848 0455 9947 3748 9849 9500 9947 3798
				$\frac{1}{0}$	27.47.029			9943 1723 9948 5542
					27.42.137			9848 8520 9944 9219
				$\frac{1}{1}$				9843 6447 9947 3797
180 E 21 tector 180 E 24 tector 180 E 28 tector	09.00 - 09.00 - 09.00 -			$\frac{1}{0}$	27.32.139			9848 0455 9947 3748
				$\frac{1}{0}$	27.47.029			9943 1723 9948 5542
					27.42.137			9848 8520 9944 9219
				$\frac{1}{1}$				9843 6447 9947 3797
260 E 23 KE 260 E 27 KE 260 E 28 KE				$\frac{1}{0}$	27.32.139			9848 0455 9947 3748
EuroFire		05.91 -						
130 E 24 130 E 24 tector	05.91 -			$\frac{1}{0}$	27.37.091			0485 9825 9840 8706 9841 5096 9946 5078
				$\frac{1}{0}$	27.37.092			9840 8707 9841 1167 9946 5079
150 E 24 150 E 27 150 E 28	12.91 -			$\frac{1}{0}$	27.37.091			0485 9825 9840 8706 9841 5096 9946 5078
				$\frac{1}{0}$				9844 7155 9946 5080



IVECO

	year of construction	model			Gerep number		information	original number
EuroStar		<i>01.93 - 02.02</i>						
LD 190 E 38 P	01.93 - 02.02				27.36.352			4121 8443 9841 4527 9947 4645
					27.37.047			4121 8445 9843 0150 9947 4644
LD 190 E 39 P	11.99 - 02.02				27.32.131			4103 3038 4121 4818
LD 190 E 43	11.99 - 02.02							
LD 440 E 39 T	11.99 - 02.02				27.31.429			4103 3039 4121 4700
LD 440 E 43 TP								
LD 440 E 43 TX/P	11.99 - 02.02							
LD 440 E 48	39083.08							
LD 190 E 42	01.93 - 02.02				27.36.352			4121 8443 9841 4527 9947 4645
					27.48.077			9843 0151 9947 4620
LD 190 E 47	01.93 - 02.02				27.36.352			4121 8443 9841 4527 9947 4645
					27.31.429			4103 3039 4121 4700
					27.48.077			9843 0151 9947 4620
LD 190 E 52	01.93 - 02.02				27.48.077			9843 0151 9947 4620
LD 240 E 38	01.93 - 02.02				27.36.352			4121 8443 9841 4527 9947 4645
LD 240 E 42	01.93 - 02.02							
LD 240 E 47 P	01.93 - 02.02							
					27.32.131			4103 3038 4121 4818
					27.36.402			4121 8432 9849 8740 9947 4638
								4101 6574
					27.31.429			4103 3039 4121 4700
								4103 3239
LD 240 E 52 P	01.93 - 02.02				27.36.352			4121 8443 9841 4527 9947 4645
					27.31.429			4101 6574 4103 3039 4121 4700
								4103 3239
LD 260 E 39 P	11.99 - 02.02				27.32.131			4103 3038 4121 4818
LD 260 E 43	01.93 - 02.02				27.31.429			4103 3039 4121 4700 4103 3239
LD 260 E 47	01.93 - 02.02				27.36.352			4121 8443 9841 4527 9947 4645
					27.32.131			4103 3038 4121 4818
					27.36.402			4121 8432 9849 8740 9947 4638
LD 260 E 52	01.93 - 02.02				27.36.352			4121 8443 9841 4527 9947 4645
					27.36.402			4121 8432 9849 8740 9947 4638
380					27.31.421			9848 8107 9947 4639

	IVECO							
	year of construction	model			Gerep number		information	original number
EuroStar	<i>01.93 - 02.02</i>							
LD 400 E 38 TXP,LD 440 E 38 TXP	01.93 - 02.02							0818 8933 4121 8441 9947 4652
LD 400 E 42 TXP,LD 440 E 42 TXP	01.93 - 02.02				27.31.429			4103 3039 4121 4700
LD 400 E 47	01.93 -							4121 8437 9847 5501 9947 4649
LD 400 E 52	01.93 -				27.31.429			4103 3039 4121 4700
					27.48.077			9843 0151 9947 4620
LD 440 E 38 T LD 440 E 38 TZ	01.93 - 02.02 01.93 - 02.02							4121 8437 9847 5501 9947 4649
					27.32.131			4103 3038 4121 4818
					27.31.429			4103 3039 4121 4700
					27.31.421			9848 8107 9947 4639
LD 440 E 42 T LD 440 E 42 TZ	01.93 - 02.02 01.93 - 02.02							4121 8437 9847 5501 9947 4649
					27.32.131			4103 3038 4121 4818
					27.36.402			4121 8432 9849 8740 9947 4638
					27.31.429			4103 3039 4121 4700
LD 440 E 47 T	01.93 - 02.02							4121 8437 9847 5501 9947 4649
					27.32.131			4103 3038 4121 4818
					27.31.429			4103 3039 4121 4700
LD 440 E 47 TZ	01.93 - 02.02							4121 8437 9847 5501 9947 4649
					27.32.131			4103 3038 4121 4818
LD 440 E 52 T LD 440 E 52 TZ	01.93 - 02.02 01.93 - 02.02				27.36.352			4121 8443 9841 4527 9947 4645
								4121 8437 9847 5501 9947 4649
					27.37.023			4121 8439 9841 4529 9947 4655
					27.32.131			4103 3038 4121 4818
								9841 4531 9947 4622
					27.36.402			4121 8432 9849 8740 9947 4638
					27.31.429			4103 3039 4121 4700
					27.48.077			9843 0151 9947 4620



IVECO

year of construction

model



Gerep number



information

original number

EuroStar Cursor

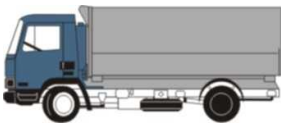









































260 E 48				$\frac{1}{\circ}$	27.32.131			4103 3038 4121 4818
				$\frac{\circ}{\circ}$	27.31.429			4103 3039 4121 4700
440 E 39				$\frac{\circ}{\circ}$	27.31.429			4103 3039 4121 4700
440 E 46				$\frac{1}{\circ}$	27.32.131			4103 3038 4121 4818
				$\frac{\circ}{\circ}$	27.31.429			4103 3039 4121 4700

EuroTech MH *09.98 -*

190 E 24	09.98 -			$\frac{1}{\top}$	27.33.338			4100 8880 9947 4625 9948 4634	
					27.48.077			9843 0151 9947 4620	
				$\frac{1}{\circ}$	27.42.137			9848 8520 9944 9219	
190 E 24 K 190 E 27 190 E 27 K	09.98 - 09.98 - 09.98 -			$\frac{1}{\circ}$	27.42.137			9848 8520 9944 9219	
190 E 31 190 E 35	09.98 - 09.98 -			$\frac{1}{\circ}$	27.32.131			4103 3038 4121 4818	
					$\frac{\circ}{\circ}$	27.31.429			4103 3039 4121 4700
				$\frac{1}{\top}$	27.33.338			4100 8880 9947 4625 9948 4634	
					27.48.077			9843 0151 9947 4620	
190 E 31 K	09.98 -			$\frac{\circ}{\circ}$	27.31.429			4103 3039 4121 4700	
260 E 24 Y/P 260 E 31 Y/P 260 E 35 Y/P	11.99 - 11.99 - 11.99 -			$\frac{1}{\circ}$	27.32.131			4103 3038 4121 4818	
					$\frac{\circ}{\circ}$	27.31.429			4103 3039 4121 4700
								4103 3239	
400 E 31 TP, 440 E 31 TP 400 E 35 TP, 440 E 35 TP	09.98 - 09.98 -			$\frac{1}{\circ}$	27.32.131			4103 3038 4121 4818	
					$\frac{\circ}{\circ}$	27.31.429			4103 3039 4121 4700

EuroTech MP *01.92 -*

180 E 34	01.92 - 12.93			$\frac{\circ}{\circ}$	27.36.352			4121 8443 9841 4527 9947 4645
				$\frac{1}{\circ}$	27.37.023			4121 8439 9841 4529 9947 4655
					$\frac{\circ}{\circ}$			9841 4531 9947 4622
				$\frac{1}{\top}$	27.48.077			9843 0151 9947 4620
				$\frac{1}{\circ}$	27.42.137			9848 8520 9944 9219
				$\frac{1}{\top}$				9843 6447 9947 3797
180 E 38 180 E 42	01.92 - 12.93 01.92 - 12.93			$\frac{1}{\top}$	27.48.077			9843 0151 9947 4620

	IVECO							
	year of construction	model			Gerep number		information	original number
EuroTech MP	01.92 -							
190 E 34	01.93 -				27.36.352			4121 8443 9841 4527 9947 4645
					27.37.023			4121 8439 9841 4529 9947 4655
					27.36.353			4100 6921 4121 8440 9947 4646
								9841 4531 9947 4622
					27.48.077			9843 0151 9947 4620
190 E 38 190 E 42	01.93 - 01.93 -				27.36.352			4121 8443 9841 4527 9947 4645
					27.37.023			4121 8439 9841 4529 9947 4655
								9841 4531 9947 4622
					27.31.429			4103 3039 4121 4700
					27.33.338			4100 8880 9947 4625 9948 4634
					27.48.077			9843 0151 9947 4620
190 E 39 440 E 39 TP 440 E 39 TX/P 440 E 43 TP	11.99 - 11.99 - 11.99 - 11.99 -				27.32.131			4103 3038 4121 4818
					27.31.429			4103 3039 4121 4700
190 E 43 /P	01.01 -				27.32.131			4103 3038 4121 4818
					27.31.429			4103 3039 4121 4700
					27.33.338			4100 8880 9947 4625 9948 4634
					27.48.077			9843 0151 9947 4620
240 E 25					27.32.131			4103 3038 4121 4818
					27.36.402			4121 8432 9849 8740 9947 4638
								4101 6574
240 E 26								0818 8933 4121 8441 9947 4652
					27.32.131			4103 3038 4121 4818
								4103 3239
240 E 30 PS	01.97 -							4101 6574
240 E 34	09.95 - 12.96				27.36.352			4121 8443 9841 4527 9947 4645
					27.36.402			4121 8432 9849 8740 9947 4638
								4101 6574
								4103 3239



IVECO

year of construction

model



Gerrep number














































information

original number

EuroTech MP

01.92 -

240 E 38 240 E 42	01.92 - 01.92 -			o	27.36.352			4121 8443 9841 4527 9947 4645			
				i	27.37.023			4121 8439 9841 4529 9947 4655			
					27.32.131			4103 3038 4121 4818			
							o				9841 4531 9947 4622
								27.36.402			4121 8432 9849 8740 9947 4638
											4101 6574
								27.31.429			4103 3039 4121 4700
260 E 38 P	01.94 -			o	27.36.352			4121 8443 9841 4527 9947 4645			
				i	27.37.023			4121 8439 9841 4529 9947 4655			
					o				9841 4531 9947 4622		
260 E 39 260 E 43	11.99 - 11.99 -			i	27.32.131			4103 3038 4121 4818			
						o	27.31.429			4103 3039 4121 4700	
260 E 42	01.94 -			i	27.37.023			4121 8439 9841 4529 9947 4655			
						o				9841 4531 9947 4622	
							27.36.402			4121 8432 9849 8740 9947 4638	
400 E 34 T, 440 E 34 T 400 E 38 T, 440 E 38 T	01.92 - 01.92 -			o	27.36.352			4121 8443 9841 4527 9947 4645			
								4121 8437 9847 5501 9947 4649			
								0818 8933 4121 8441 9947 4652			
				i	27.32.131			4103 3038 4121 4818			
					27.37.023	☾		4121 8439 9841 4529 9947 4655			
							o	27.31.429			4103 3039 4121 4700
							i				9843 6447 9947 3797
							o			->Chass. 4164789	9841 4531 9947 4622
								27.31.421		Chass. 4164790->	9848 8107 9947 4639
							i	27.48.057	☾		9841 4530 9846 6168 9947 4631

	IVECO							
	year of construction	model			Gerep number		information	original number
EuroTech MP	01.92 -							
400 E 38 TXP	11.93 - 12.96							4121 8437 9847 5501 9947 4649
					27.32.131			0818 8933 4121 8441 9947 4652
					27.31.429			4103 3038 4121 4818
					27.31.429			4103 3039 4121 4700
440 E 38 TZ 440 E 42 TZ	01.93 - 01.93 -				27.36.352			4121 8443 9841 4527 9947 4645
					27.32.131			4121 8437 9847 5501 9947 4649
					27.37.023			4103 3038 4121 4818
					27.36.402			4121 8439 9841 4529 9947 4655
					27.36.402			4121 8432 9849 8740 9947 4638
					27.31.429			4101 6574
					27.31.429			4103 3039 4121 4700
							->Chass. 4164789	9841 4531 9947 4622
					27.31.421		Chass. 4164790->	9848 8107 9947 4639
					27.48.057			9841 4530 9846 6168 9947 4631
400 E 42 T, 440 E 42 T	01.92 -				27.36.352			4121 8443 9841 4527 9947 4645
								4121 8437 9847 5501 9947 4649
								0818 8933 4121 8441 9947 4652
					27.32.131			4103 3038 4121 4818
					27.37.023			4121 8439 9841 4529 9947 4655
					27.31.429			4103 3039 4121 4700
								4100 8881 9948 4635
								9843 6447 9947 3797
							->Chass. 4164789	9841 4531 9947 4622
					27.31.421		Chass. 4164790->	9848 8107 9947 4639
					27.48.057			9841 4530 9846 6168 9947 4631



IVECO

	year of construction	model			Gerep number		information	original number
EuroTech MT		<i>01.92 - 08.98</i>						
180 E 24	01.92 - 12.96			$\frac{1}{\circ}$	27.32.137			9844 3387
180 E 27	01.92 - 12.96							9947 3799
180 E 30 R	01.92 - 12.96			$\frac{1}{\circ}$	27.47.029			9943 1723
190 E 27	01.97 - 08.98				27.42.137			9948 5542
				$\frac{1}{\text{T}}$				9848 8520
								9944 9219
				$\frac{1}{\text{T}}$				9843 6447
								9947 3797
180 E 24 K	01.93 - 12.96			$\frac{1}{\circ}$	27.32.137			9844 3387
180 E 27 K	01.92 - 12.96							9947 3799
190 E 24 K	01.97 - 08.98			$\frac{1}{\circ}$	27.47.029			9943 1723
190 E 27 K	01.97 - 08.98				27.42.137			9948 5542
190 E 30 K	01.97 - 08.98							9848 8520
								9944 9219
180 E 34 R	01.92 - 12.93			$\frac{\circ}{\circ}$	27.36.352			4121 8443
								9841 4527
								9947 4645
				$\frac{1}{\circ}$	27.32.137			9844 3387
								9947 3799
				$\frac{1}{\circ}$	27.47.029			9943 1723
								9948 5542
				$\frac{1}{\text{T}}$	27.48.077			9843 0151
								9947 4620
				$\frac{1}{\circ}$	27.42.137			9848 8520
								9944 9219
				$\frac{1}{\text{T}}$				9843 6447
								9947 3797
190 E 24	01.97 - 08.98			$\frac{1}{\circ}$	27.32.137			9844 3387
					27.32.131			9947 3799
								4103 3038
								4121 4818
				$\frac{\circ}{\circ}$	27.31.429			4103 3039
								4121 4700
				$\frac{1}{\circ}$	27.47.029			9943 1723
								9948 5542
				$\frac{1}{\text{T}}$	27.33.338			4100 8880
								9947 4625
								9948 4634
				$\frac{1}{\circ}$	27.42.137			9848 8520
								9944 9219
				$\frac{1}{\text{T}}$				9843 6447
								9947 3797
190 E 30	01.97 - 08.98			$\frac{1}{\circ}$	27.32.137			9844 3387
								9947 3799
				$\frac{1}{\circ}$	27.47.029			9943 1723
								9948 5542
				$\frac{1}{\text{T}}$	27.48.077			9843 0151
								9947 4620
				$\frac{1}{\circ}$	27.42.137			9848 8520
								9944 9219
				$\frac{1}{\text{T}}$				9843 6447
								9947 3797
325 E 27 T				$\frac{1}{\circ}$	27.47.029			9943 1723
								9948 5542
400 E 30 T	01.92 - 08.98			$\frac{1}{\circ}$	27.47.029			9943 1723
								9948 5542
				$\frac{1}{\text{T}}$				9843 6447
								9947 3797














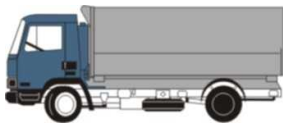





































IVECO

	year of construction	model			Gerep number		information	original number											
EuroTech MT		<i>01.92 - 08.98</i>																	
400 E 34 T	01.92 - 08.98			○ ○	27.36.352			4121 8443 9841 4527 9947 4645											
								4121 8437 9847 5501 9947 4649											
								0818 8933 4121 8441 9947 4652											
								4103 3038 4121 4818											
							○ ○	27.32.131		4121 8439 9841 4529 9947 4655									
								27.37.023											
							○ ○	27.47.029		9943 1723 9948 5542									
							┌ └	27.48.057		Chass. 4164790-> 9841 4530 9846 6168 9947 4631									
EuroTrakker		<i>01.93 -</i>																	
MP 180 E 24 Cursor MP 180 E 25 MP 180 E 27 Cursor MP 190 E 27 Cursor MP 440 E 44 Cursor				○ ○	27.36.402			4121 8432 9849 8740 9947 4638											
					27.31.429			4103 3039 4121 4700											
					27.48.077			9843 0151 9947 4620											
MP 190 E 25 MP 260 E 34 W MP 260 E 34 H MP 260 E 37 H MP 260 E 37 W MP 260 E 42 H MP 260 E 42 W MP 330 E 34 MP 380 E 31 MP 380 E 37 H MP 380 E 37 W MP 380 E 42 H MP 380 E 42 W MP 720 E 31	01.93 - 01.93 - 01.93 - 01.93 - 01.93 - 01.93 - 01.92 - 01.92 - 01.94 - 01.93 - 01.93 - 01.93 -			○ ○				4121 8442 9841 4526 9947 4647											
								MP 190 E 30 H MP 190 E 30 W MP 190 E 31 W Cursor, light carriage/chassis	01.93 - 01.93 - 09.99 -			○ ○	27.36.402			4121 8432 9849 8740 9947 4638			
																27.31.429			4103 3039 4121 4700
																27.33.338			4100 8880 9947 4625 9948 4634
																27.48.077			9843 0151 9947 4620
																27.33.338			4100 8880 9947 4625 9948 4634
								MP 190 E 31 H Cursor, Tipper MP 190 E 31 W Cursor, Tipper MP 400 E 38 Cursor	09.99 - 09.99 -			○ ○	27.36.402			4121 8432 9849 8740 9947 4638			
																27.31.429			4103 3039 4121 4700
																27.33.338			4100 8880 9947 4625 9948 4634
																27.48.077			9843 0151 9947 4620



IVECO

	year of construction	model			Gerep number		information	original number		
EuroTrakker										
<i>01.93 -</i>										
MP 190 E 31 H Cursor, light carriage/chassis	09.99 -			$\frac{1}{0}$				4121 8442 9841 4526 9947 4647		
						$\frac{0}{0}$	27.36.402		4121 8432 9849 8740 9947 4638	
							27.31.429		4103 3039 4121 4700	
MP 190 E 34 H MP 190 E 34 W MP 190 E 37 H MP 190 E 37 W MP 190 E 42 H MP 190 E 42 W	01.93 - 01.93 - 01.93 - 01.93 - 01.95 - 01.95 -			$\frac{1}{0}$				4121 8442 9841 4526 9947 4647		
						$\frac{0}{0}$	27.31.429		4103 3039 4121 4700	
							$\frac{1}{1}$	27.33.338		4100 8880 9947 4625 9948 4634
								27.48.077		9843 0151 9947 4620
MP 190 E 35 H Cursor MP 190 E 35 W Cursor	09.99 - 09.99 -			$\frac{1}{0}$				4121 8442 9841 4526 9947 4647		
						$\frac{1}{1}$	27.33.338		4100 8880 9947 4625 9948 4634	
							27.48.077		9843 0151 9947 4620	
MP 190 E 38 W Cursor MP 190 E 44 W Cursor	01.01 - 09.00 -			$\frac{1}{1}$	27.33.338			4100 8880 9947 4625 9948 4634		
					27.48.077		9843 0151 9947 4620			
MP 260 E 30 H MP 260 E 31 H Cursor MP 260 E 31 HB Cursor MP 260 E 35 H Cursor MP 260 E 38 W Cursor MP 260 E 44 H Cursor MP 260 E 47 MP 260 E 48 Cursor MP 330 E 37 MP 340 E 44 HB Cursor MP 380 E 35 Cursor MP 380 E 38 H Cursor MP 380 E 38 W Cursor, Tipper MP 380 E 38 W Cursor, light carriage/chassis MP 380 E 44 H Cursor MP 380 E 44 W Cursor MP 380 E 47 MP 380 E 48 Cursor MP 410 E 42 H MP 410 E 48 Cursor MP 440 E 34 HT MP 440 E 37 HT MP 440 E 42 HT MP 720 E 38 Cursor MP 720 E 44 Cursor MP 720 E 47 HT MP 720 E 48 Cursor	01.93 - 09.99 - 01.01 - 01.00 - 01.01 - 01.00 - 01.93 - 01.01 - 01.01 - 01.01 - 01.01 - 01.01 - 01.01 - 01.94 - 01.94 - 01.93 - 01.97 - 09.98 -			$\frac{0}{0}$	27.36.402		4121 8432 9849 8740 9947 4638			

	IVECO							
	year of construction	model			Gerep number		information	original number
EuroTrakker		<i>01.93 -</i>						
MP 340 E 34 H	01.94 -				27.37.083			4103 2334
MP 340 E 35 H Cursor, Tipper	09.99 -							4121 8447
MP 340 E 35 H Cursor, light carriage/chassis	09.99 -				27.36.402			4121 8432
MP 340 E 35 HB Cursor	01.01 -							9849 8740
MP 340 E 37 H	01.94 -							9947 4638
MP 340 E 38 H Cursor	01.01 -							
MP 340 E 38 HB Cursor	01.01 -							
MP 340 E 42 H	01.95 -							
MP 410 E 35 Cursor								
MP 410 E 37 H	01.94 -							
MP 410 E 38 H Cursor, light carriage/chassis	01.01 -							
MP 410 E 42 W	01.97 -							
MP 410 E 44 H Cursor	01.01 -							
MP 410 E 48 Cursor								
MP 340 E 44 H Cursor	01.01 -				27.37.083			4103 2334
MP 410 E 38 H Cursor, Tipper	01.01 -							4121 8447
MP 400 E 31					27.33.338			4100 8880
								9947 4625
								9948 4634
MP 400 E 37 HT	01.93 -							4121 8442
MP 400 E 37 WT	01.97 -							9841 4526
MP 400 E 42 HT	01.95 -							9947 4647
MP 400 E 42 WT	01.97 -				27.33.338			4100 8880
								9947 4625
								9948 4634
MP 400 E 44 Cursor					27.36.402			4121 8432
								9849 8740
								9947 4638
					27.33.338			4100 8880
								9947 4625
								9948 4634
MP 720 E 37 HT	01.94 -				27.37.023			4121 8439
MP 720 E 37 WT	01.97 -							9841 4529
MP 720 E 42 HT	01.94 -							9947 4655
MP 720 E 42 WT	01.97 -							4121 8442
								9841 4526
								9947 4647
					27.36.402			4121 8432
								9849 8740
								9947 4638
MK		<i>01.83 - 12.91</i>						
80-13 AW, 7,49 t	01.83 - 12.91							4220 7511
80-13 AW, 8 t	01.83 - 12.89							
80-16 A, 7,49 t	01.83 - 12.91							
80-16 A, 8 t	01.83 - 12.91							
80-16 AW, 7,49 t	01.86 - 12.89							
80-16 AW, 8 t	01.86 - 12.89							
P/PA		<i>12.79 - 12.93</i>						
160-23 AH	04.84 - 05.89				27.21.124		02.1986->	4189 1059
160-23 AHW	04.84 - 05.89							4208 6964
					27.38.033		02.1986->	0249 2627
								4203 4888
								4206 6184
160-30 AH, light carriage/chassis	06.86 - 05.89				27.21.124			4189 1059
160-30 AH, Tipper	06.86 - 05.89							4208 6964
160-30 AHW	06.86 - 05.89				27.38.033			0249 2627
								4203 4888
								4206 6184
260-32 AHW, 22 t	01.83 - 12.85				27.21.007			0248 7687
260-32 AHW, 26 t	01.83 - 12.85							0251 2474
								4206 6089
300-30 AH	04.87 - 05.89				27.21.007			0248 7687
300-30 AHB	04.87 - 05.89							0251 2474
								4206 6089



IVECO





year of construction	model			Gerep number		information	original number
----------------------	-------	--	--	--------------	--	-------------	-----------------











P/PA-bonnet type vehicle 12.79 - 12.93

190-25 ANT, 16 t	07.83 - 06.86				27.21.007		0248 7687	
190-25 ANT, 17 t	07.86 - 12.87						0251 2474	
190-25 AN, 16 t	07.83 - 12.86						4206 6089	
190-25 AN, 17 t	01.86 - 09.90						27.38.033	0249 2627
190-25 AN, 19 t	07.83 - 12.87							4203 4888
190-25 ANW, 16 t	07.83 - 12.86							4206 6184
190-25 ANW, 17 t	01.86 - 09.90							
190-25 ANW, 19 t	07.83 - 12.87							
190-30 NT, 17 t	04.87 - 12.90							
190-30 NT, 18 t	01.91 - 12.93	4208 6964						
190-30 N, 17 t	04.87 - 12.90	27.21.007	0248 7687					
190-30 N, 18 t	01.91 - 12.93		0251 2474					
			4206 6089					
		27.38.033	0249 2627					
			4203 4888					
			4206 6184					
330-30 N, 24 t	10.87 - 12.90				27.21.007		0248 7687	
330-30 N, 25 t	01.91 - 12.92						0251 2474	
330-30 N, 26 t	10.87 - 12.90							
330-30 N, 33 t	10.87 - 12.92						4206 6089	



















Stralis 02.02 -





190S27 AD					27.32.131		4103 3038			
190S31 AD									27.31.429	4121 4818
									27.48.077	4103 3039
							4121 4700			
							9843 0151			
							9947 4620			
190S40 AT					27.31.429		4103 3039			
190S40 AD							4121 4700			
190S31 AT					27.32.131		4103 3038			
190S35 AD							4121 4818			
190S40 AS					27.31.429		4103 3039			
190S43 AD							4121 4700			
190S43 AS										
190S43 AT										
260S31 AD										
260S35 AD,										
Truck and Trailer										
260S35 AT										
AS 440S44										
AD 260S31	02.02 -						4103 3239			
260S35 AD,	02.02 -									
light carriage/chassis										
AS 260S40/ (PS, FP-CM, FS-CM, FP-GV)	02.02 -				27.32.131		4103 3038			
AS 260S43/ (PS, FP-CM, FS-CM, FP-GV)	02.02 -						4121 4818			
AS 260S48/ (PS, FP-CM, FS-CM, FP-GV)	02.02 -						27.31.429	4103 3039		
AS 260S54/PS	02.02 -							4121 4700		
AS 260S44	02.02 -				27.31.429		4103 3239			
							4103 3039			
							4121 4700			
							4103 3239			
AS 440S31	02.02 -				27.31.428		4122 5418			
AS 440S35 AD					27.32.131		4103 3038			
AS 440S35 AT							4121 4818			
					27.31.428		4122 5418			
AS 440S40 (T/P, T/FP-LT)	02.02 -				27.32.131		4103 3038			
AS 440S40 TX/P	02.02 -						4121 4818			
AS 440S43 (T/P, T/FP-LT)	02.02 -				27.31.429		4103 3039			
AS 440S43 TX/P	02.02 -						4121 4700			
AS 440S48 (T/P, T/FP-LT)	02.02 -									
AS 440S48 TX/P	02.02 -						27.31.428	4122 5418		
AS 440S54 T/P	02.02 -									













	IVECO						
	year of construction	model			Gerep number		information

Zeta		01.79 - 12.92						
50-9 60-9 60-11 70 F10 75 F10 79-10, 7,49 t 79-10, 8 t 79 F13 79-14, 99 kW, 7,49 t 79-14, 99 kW, 8,1 t 79-14, 101 kW, 7,49 t 79-14, 101 kW, 8,1 t 80 F10 90.13 100 F13	01.87 - 03.91 10.83 - 01.87 - 03.91 10.83 - 10.83 - 01.83 - 01.87 01.83 - 01.87 10.83 - 01.83 - 11.85 01.83 - 11.85 12.85 - 03.91 12.85 - 03.91 10.83 - 10.83 -							4726933 4750776 4829308
65-10	11.79 - 01.87						10.1983->	4726933 4750776 4829308
79-12, 7,49 t 79-12, 8,1 t	01.87 - 03.91 01.87 - 03.91						02.1988->	4726933 4750776 4829308
95-14, 99 kW 95-14, 101 kW	07.83 - 10.85 11.85 - 03.91						->Chass. T354982	4726933 4750776 4829308
109-14, 99 kW 109-14, 101-102 kW	06.83 - 12.85 11.85 - 03.91						->Chass. T357932	4726933 4750776 4829308

MAGIRUS-DEUTZ

80...								
80 E 80 E ./T					27.36.048			
					27.36.296			
80 E ./H					27.36.047			
					27.36.296			
80 E ./K					27.37.093			
								

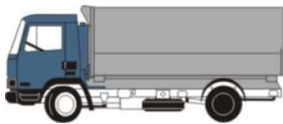









































90...								
90 D 6,0 FL,FV,FK 90 D 7,5 FL,FV,FK 90 M 7,9 FL, FV, FK	- 02.82							
90 M 5.3 FL 90 M 5.7 FL 90 M 6,0 FL,FK,FV 90 M 6,6 FL,FV,FK 90 M 7,5 FL,FV,FK	- 02.82 - 02.82 - 02.82							

100...								
100 E					27.36.048			
					27.36.296			
100 E ./K					27.37.093			
								



MAGIRUS-DEUTZ

	year of construction	model			Gerep number		information	original number
130 - 190								
130 D 15 K 130 D 16 L, FL 135 D 15 AK 160 D 15 K, FAK 160 D 16 F, FL 170 D 15 K, AK, FAK 4x4 170 D 16 FL, FAK 4x4 170 D 19 FK, FAK, K 170 D 19 S, L, F, FL 170 D 22 FL 6x4					27.21.007			0248 7687 0251 2474
					27.38.078			0253 7820 0447 3606 0447 3706
130 D 16 FLL 160 D 13 L 160 D 16 FLL 170 D 13 FS 170 D 15 FS 170 D 17 F 170 D 21 AK/1 6x6 170 D 24 L, K, B					27.21.007			0248 7687 0251 2474
160-23 AH, AHW 160-30 AH, AHW	02.86 - 02.86 -				27.21.124			41891059 4208 6964
					27.38.033			0249 2627 4203 4888
176 D 15 F 176 D 16 FA					27.38.079			0248 5637 0251 3875
190-20 N 190-25 AN,ANT 190-25 ANW,ANWT	01.80 -				27.21.007			0248 7687 0251 2474
					27.38.033			0249 2627 4203 4888
190-30 N, NT					27.21.124			41891059 4208 6964
					27.21.007	HD		0248 7687 0251 2474
					27.38.033			0249 2627 4203 4888
D 22 FL 6x2x2					27.51.002	oo		0251 3609 0251 4864 0446 9764
E 113,120					27.48.010			0250 6814
200 - 260								
200-32 AHT, AHTM 200-32 AHW, AHWM 220 32 AHTM 232 D 15 FLL 232 D 15 FS, FSC 232 D 16 FS, FSC 232 D 19 FS, FSC 232 D 22 AK 6x6 232 D 22 FAK 6x6 232 D 22 FB 6x4 232 D 22 FK 6x4 232 D 22 FS 6x4 232 D 24 L, K 232 D 26 AK 6x4 232 D 26 FK 6x4 232 D 26 K 6x4 232 D 30 FK 8x4x4 256 D 19 S, FS 260 PAC 26 6x4, 6x6 260-26 N, NW 260-32 AHW, AHWM	- 12.85 - 12.85				27.21.007			0248 7687 0251 2474

		MAGIRUS-DEUTZ						original number
		year of construction	model			Gerep number		
200 - 260								
210 D 16 AK 232 D 15 FAK 4x4 232 D 15 FL, FK 4x4 232 D 16 AK, FAK 4x4 232 D 16 FL, FK, K 4x4 232 D 19 FK, AK, FAK 232 D 19 S, L, K, FL 232 D 22 FL 6x4					27.21.007			0248 7687 0251 2474
					27.38.078			0253 7820 0447 3606 0447 3706
232 D 19 AK, FK 232 D 19 F, FA 232 D 22 F 6x4					27.38.079			0248 5637 0251 3875
240-30 240-36 240-38	01.85 - 01.87 - 01.85 -				27.51.002			0251 3609 0251 4864 0446 9764
256 M 19 AK, AS 256 M 19 L, K, S 260-32 AHM	01.80 - 01.80 - - 10.85				27.21.007			0248 7687 0251 2474
					27.38.033			0249 2627 4203 4888
E 230					27.48.010			0250 6814
250...								
256 M 19 FS, FSL							Chass. 493000409->	
					27.31.437			
290...								
290 M 19 FL, FS							Chass. 493000409->	
300...								
300-25 AH, AHB 300-30 AH, AHB					27.21.007			0248 7687 0251 2474
310 D 15 FLL 310 D 15 FS, FSC 310 D 16 FLL 310 D 16 FS, FSC 310 D 16 FSL 310 D 19 FS, FSC 310 D 22 AK, FAK 6x6 310 D 22 FLL, FSL 6x4 310 D 22 FS, FK 6x4 310 D 26 FK 6x4 320 D 20 FAT 320 D 22 FS 320 D 26 F/FT 320 D 26 FA 320 M 26 FAK 330-35 H, HT 330-30 N 340 D 16 FLL 340 D 22 FLL, FSL 6x4	- 12.85 - 12.85 - 10.85 - 10.85 - 10.85 - 10.85 01.80 -				27.21.007			0248 7687 0251 2474
310 D 16 AK, FAK 4x4 310 D 16 S, FL, FK 4x4 310 D 19 FK, AK, FAK 310 D 19 S, L, K, FL 310 D 22 FL 6x4 340 D 16 FL 340 D 22 FL 6x4					27.21.007			0248 7687 0251 2474
					27.38.078			0253 7820 0447 3606 0447 3706
320 D 26 FT, F	- 10.85				27.21.007			0248 7687 0251 2474
					27.38.033			0249 2627 4203 4888
320...								
320 M 19 FL, FSL 320 M 22 FSL							Chass. 493000409->	
					27.31.437			



MAGIRUS-DEUTZ

year of construction

model



Gerep number



information

original number

360...

360 E 8x2 On-Road					27.37.047			
					27.37.047			

MAN

8 ...

8.135 FR				o	27.36.104			81.43701.6211 81.43701.6503
----------	--	--	--	---	-----------	--	--	--------------------------------

9 ...

9.135 F	09.79 -				27.23.007			81.43701.6354 81.43701.6392 81.43701.6410
					27.36.076			

10 ...

10.186 F,FK				o	27.41.003			81.43701.6097 81.43701.6346
-------------	--	--	--	---	-----------	--	--	--------------------------------

11 ...

11.168 U				o				81.43701.6112 81.43701.6535
----------	--	--	--	---	--	--	--	--------------------------------

13 ...

13.168 F		232		o	27.36.104			81.43701.6211 81.43701.6503
								81.43701.6112 81.43701.6535
13.168 H 13.192 F-SKD 13.192 H				o	27.36.104			81.43701.6211 81.43701.6503
13.192 F		232		o	27.36.104			81.43701.6112 81.43701.6535
								81.43701.6211 81.43701.6503
13.215 F,FK,FS 13.230 F,FK,FS 13.250 F,FK,FS 13.256 F,FK,FS 13.304 F,FK,FS				o	27.41.003			81.43701.6097 81.43701.6346

14 ...





14.168 F 14.192 F		232		o				81.43701.6112 81.43701.6535
14.170 F/FL 14.192 F/FL		495			27.38.016			81.43701.6391 81.43701.6631
					27.45.012			
14.304 DFR-SKD				o	27.36.104			81.43701.6211 81.43701.6503

15 ...





















































15.168 F 15.168 H,HA 15.192 H,HA 15.200 F 15.200 H 15.240 F 15.240 H,HA				o	27.36.104			81.43701.6211 81.43701.6503
15.186 F,FK				o	27.41.003			81.43701.6097 81.43701.6346

16 ...

16.168 F 16.192 F		255		o				81.43701.6112 81.43701.6535
----------------------	--	-----	--	---	--	--	--	--------------------------------

	MAN						
	year of construction	model			Gerep number		information

16 ...

16.168 F-FKO, FL-FKO 16.192 F-FKO, FL-FKO		543			27.41.003		->02.1985 Axle load in tons [t]: 7,5	81.43701.6097 81.43701.6346
					27.37.041		02.1985-> Axle load in tons [t]: 6,5	81.43701.6442 81.43701.6491
					27.41.040		Axle load in tons [t]: 6,5	81.43701.6347 81.43701.6348
						27.45.001		81.43701.6177
	27.45.014		81.43701.6359 81.43701.6419					
16.168 FKO 16.192 FKO		174			27.41.003			81.43701.6097 81.43701.6346
16.168 H,HA 16.192 H 16.200 H 16.240 H MAT-VEX 16.240 H,HR 16.256 H 16.320 H					27.36.104			81.43701.6211 81.43701.6503
16.170 F,FL 16.192 F,FL	02.84 - 08.89 02.84 - 08.89	498			27.38.016			81.43701.6391 81.43701.6631
						27.45.012		81.43701.6658
16.186 FK		410			27.41.003			81.43701.6097 81.43701.6346
16.186 FN 16.215 FN 16.216 F,FK 16.230 FN,FNS 16.256 F,FK,FS 16.280 F 16.281 FL,FLS 16.304 FN,FNS,FVS 16.320 F,FL 16.320 FS 16.321 FL,FLS					27.41.003			81.43701.6097 81.43701.6346
16.192 FS	01.84 -				27.38.016			81.43701.6391 81.43701.6631
16200 16256 16.320 ,FA								81.43701.6112 81.43701.6535
16.220 FA 16.240 FA		520			27.41.040		->02.1985	81.43701.6347 81.43701.6348
					27.37.041		03.1985->	81.43701.6442 81.43701.6491
16.256 UL 16.320 UL					27.45.004			81.43701.6178
					27.45.005			81.43701.6418
						27.45.001		81.43701.6177
						27.45.004		81.43701.6178
				27.45.005			81.43701.6418	
16.280 FA		431			27.36.045			81.43701.6255 81.43701.6426
16.280 U								81.43701.6272 81.43701.6454
16.281 FA 16.291 FA 16.321 FA 16.331 FA 16.361 FA		505			27.41.040		->02.1985	81.43701.6347 81.43701.6348
					27.37.041		03.1985->	81.43701.6442 81.43701.6491
16.281 FLLS 16.321 FLLS	- 02.85 - 02.85	504			27.41.003		Axle load in tons [t]: 6,5	81.43701.6097 81.43701.6346
					27.41.040		Axle load in tons [t]: 7,5	81.43701.6347 81.43701.6348
						27.45.001		81.43701.6177



MAN





year of construction	model			Gerep number		information	original number
----------------------	-------	--	--	--------------	--	-------------	-----------------

16 ...




16.291 F,FS,FL		503, 504			27.41.003		->02.1985 Axle load in tons [t]: 6,5	81.43701.6097 81.43701.6346
					27.41.040		->02.1985 Axle load in tons [t]: 7,5	81.43701.6347 81.43701.6348
					27.37.041		03.1985->	81.43701.6442 81.43701.6491
16.291 FL,FLL 16.331 FL,FLL 16.361 FL,FLL	03.85 - 03.85 - 03.85 -	504			27.45.004			81.43701.6178
					27.37.041			81.43701.6442 81.43701.6491
16.291 FLLS 16.331 FLLS 16.361 FLLS	03.85 - 03.85 - 03.85 -	504			27.45.004			81.43701.6178
					27.45.001			81.43701.6177
16.291 FLS 16.331 FLS		504			27.41.003		->02.1985 Axle load in tons [t]: 6,5	81.43701.6097 81.43701.6346
					27.37.041		03.1985->	81.43701.6442 81.43701.6491
					27.41.040		->02.1985 Axle load in tons [t]: 7,5	81.43701.6347 81.43701.6348
					27.45.001		->02.1985	81.43701.6177
16.291 UL 16.321 UL 16.331 UL 16.361 UL		924			27.45.004			81.43701.6178
					27.45.005			81.43701.6418
					27.45.001			81.43701.6177
16.321 U 16.331 U 16.361 U		923						81.43701.6272 81.43701.6454
16.331 F,FL,FS	03.85 -	503,,/504			27.41.003		->02.1985 Axle load in tons [t]: 6,5	81.43701.6097 81.43701.6346
					27.41.040		->02.1985 Axle load in tons [t]: 7,5	81.43701.6347 81.43701.6348
					27.37.041		03.1985->	81.43701.6442 81.43701.6491
16.332 U 16.362 U		401			27.37.041			81.43701.6442 81.43701.6491
					27.48.002			81.43701.6492 81.43701.6493
16.361 F,FS,FL	03.85 -	503,504			27.41.003		->02.1985 Axle load in tons [t]: 6,5	81.43701.6097 81.43701.6346
					27.41.040		->02.1985 Axle load in tons [t]: 7,5	81.43701.6347 81.43701.6348
					27.37.041		03.1985->	81.43701.6442 81.43701.6491
16.361 FLS		504			27.41.003		->02.1985 Axle load in tons [t]: 6,5	81.43701.6097 81.43701.6346
					27.41.040		->02.1985 Axle load in tons [t]: 7,5	81.43701.6347 81.43701.6348
					27.37.041		03.1985->	81.43701.6442 81.43701.6491
					27.45.001		->02.1985	81.43701.6177

17 ...











































17.170 F,FL 17.192 F,FL	02.84 - 08.89 02.84 - 08.89	498			27.38.016			81.43701.6391 81.43701.6631
					27.45.012			81.43701.6658
17.220 F,FL 17.240 F,FL		527			27.41.040		->10.1985	81.43701.6347 81.43701.6348
					27.37.041		11.1985->	81.43701.6442 81.43701.6491
					27.41.003		->10.1985	81.43701.6097 81.43701.6346
					27.45.001			81.43701.6177
17.220 FA		520			27.37.041		03.1985->	81.43701.6442 81.43701.6491
					27.41.040		->02.1985	81.43701.6347 81.43701.6348

	MAN						
	year of construction	model			Gerep number		information

17 ...

17.240 FA		520			27.41.040		->02.1985	81.43701.6347 81.43701.6348
					27.37.041		03.1985->	81.43701.6442 81.43701.6491

19 ...

19.168 H,HA 19.192 H,HA 19.200 H 19.240 H,HR 19.256 H 19.320 H					27.36.104			81.43701.6211 81.43701.6503
19.200 F 19.215 DF,DFA 19.230 DF,DFA 19.240 F 19.304 DF,DFA 19.320 F,FA,FR								81.43701.6112 81.43701.6535
19.215 F 19.232 F 19.256 F 19.280 F 19.304 F 19.320 F					27.41.003			81.43701.6097 81.43701.6346
19.240 FA		520			27.41.040		->02.1985	81.43701.6347 81.43701.6348
					27.37.041		03.1985->	81.43701.6442 81.43701.6491
19.280 FA		431			27.36.045			81.43701.6255 81.43701.6426
19.280 FS					27.36.045		Axle load in tons [t]: 7	81.43701.6255 81.43701.6426
19.280 U 19.320 U		902						81.43701.6272 81.43701.6454
19.281 F,FS 19.321 F,FS		503			27.41.040			81.43701.6347 81.43701.6348
19.281 FA 19.291 FA 19.321 FA 19.331 FA 19.361 FA		505			27.41.040		->02.1985	81.43701.6347 81.43701.6348
					27.37.041		03.1985->	81.43701.6442 81.43701.6491
19.281 FL,FLS		503			27.41.040			81.43701.6347 81.43701.6348
					27.41.003			81.43701.6097 81.43701.6346
19.281 FLLS 19.321 FLLS	- 02.85 - 02.85	504			27.41.003		Axle load in tons [t]: 6,5	81.43701.6097 81.43701.6346
					27.41.040		Axle load in tons [t]: 7,5	81.43701.6347 81.43701.6348
					27.45.001			81.43701.6177
19.291 F 19.321 FK	- 02.85 - 02.85	503,504			27.41.003		Axle load in tons [t]: 6,5	81.43701.6097 81.43701.6346
					27.41.040		Axle load in tons [t]: 7,5	81.43701.6347 81.43701.6348
19.291 FLLS	03.85 -	504			27.45.004			81.43701.6178
					27.45.001			81.43701.6177
19.291 FLS		504			27.41.003		->02.1985 Axle load in tons [t]: 6,5	81.43701.6097 81.43701.6346
					27.37.041		03.1985->	81.43701.6442 81.43701.6491
					27.41.040		->02.1985 Axle load in tons [t]: 7,5	81.43701.6347 81.43701.6348
					27.45.001		->02.1985	81.43701.6177



MAN

year of construction	model			Gerep number		information	original number
----------------------	-------	--	--	--------------	--	-------------	-----------------

19 ...





19.291 FS,FL		503,504			27.41.003		->02.1985 Axle load in tons [t]: 6,5	81.43701.6097 81.43701.6346
					27.41.040		->02.1985 Axle load in tons [t]: 7,5	81.43701.6347 81.43701.6348
					27.37.041		03.1985->	81.43701.6442 81.43701.6491
19.291 UL 19.321 UL 19.331 UL 19.361 UL		924			27.45.004			81.43701.6178
					27.45.005			81.43701.6418
					27.45.001			81.43701.6177
19.320 FK					27.36.045		81.43701.6255 81.43701.6426	
19.321 FL,FLS		503			27.41.040			81.43701.6347 81.43701.6348
					27.41.003		Axle load in tons [t]: 6,5	81.43701.6097 81.43701.6346
19.321 U 19.331 U 19.361 U		923						81.43701.6272 81.43701.6454
19.331 F,FS,FL 19.361 F,FS,FL		503,504			27.41.003		->02.1985 Axle load in tons [t]: 6,5	81.43701.6097 81.43701.6346
					27.41.040		->02.1985 Axle load in tons [t]: 7,5	81.43701.6347 81.43701.6348
					27.37.041		03.1985->	81.43701.6442 81.43701.6491
19.331 FK	01.84 -				27.37.041			81.43701.6442 81.43701.6491
19.331 FLS 19.361 FLS		504			27.41.003		->02.1985 Axle load in tons [t]: 6,5	81.43701.6097 81.43701.6346
					27.41.040		->02.1985 Axle load in tons [t]: 7,5	81.43701.6347 81.43701.6348
					27.37.041		03.1985->	81.43701.6442 81.43701.6491
					27.45.001		->02.1985	81.43701.6177
19.332 U 19.362 U		401			27.37.041			81.43701.6442 81.43701.6491
					27.41.155			81.43701.6564 81.43701.6584 81.43701.6620
19.362 FL					27.43.182		special designed model	81.43701.6633
					27.41.246		special designed model	81.43701.6634
19.410 FLS					27.37.067			81.43701.6902

20 ...
























































































20.192 DH					27.36.104			81.43701.6211 81.43701.6503
20.280 FVLS 20.281 FVLS 20.321 FVLS		514, 922			27.45.001			81.43701.6177
					27.45.004		crossmember	81.43701.6178
20.320 FVLS		922			27.45.001			81.43701.6177
					27.45.004		crossmember	81.43701.6178
20.320 FVS					27.41.003			81.43701.6097 81.43701.6346

22 ...

22.192 DH 22.240 DFT-MIL					27.36.104			81.43701.6211 81.43701.6503
22.192 FNL 22.304 FN,FNS					27.41.003			81.43701.6097 81.43701.6346

	MAN						
	year of construction	model			Gerep number		information

22 ...

22.220 FNL		522			27.41.040		->06.1985	81.43701.6347 81.43701.6348	
					27.37.041		07.1985->	81.43701.6442 81.43701.6491	
					27.45.014		->08.1987	81.43701.6359 81.43701.6419	
					27.45.004		->08.1987	81.43701.6178	
22.240 FNL		522			27.41.040		->06.1985	81.43701.6347 81.43701.6348	
					27.37.041		07.1985->	81.43701.6442 81.43701.6491	
					27.45.014		->08.1987	81.43701.6359 81.43701.6419	
					27.45.004		->08.1987	81.43701.6178	
22.256 FNL 22.256 UNL					27.45.004			81.43701.6178	
					27.45.005			81.43701.6418	
					27.45.001			81.43701.6177	
					27.45.004			81.43701.6178	
					27.45.005			81.43701.6418	
22.280 FNL		429			27.36.045			81.43701.6255 81.43701.6426	
						27.45.001			81.43701.6177
					27.45.004			81.43701.6178	
					27.45.004			81.43701.6178	
					27.45.005			81.43701.6418	
						27.45.001			81.43701.6177
						27.45.004			81.43701.6178
				27.45.005			81.43701.6418		
22.280 FVLS		922			27.45.001			81.43701.6177	
					27.45.004		crossmember	81.43701.6178	
22.281 FNL 22.291 FNL 22.321 FNL 22.331 FNL 22.361 FNL		506			27.41.003		->02.1985 Axle load in tons [t]: 6,5	81.43701.6097 81.43701.6346	
						27.45.004		03.1985->	81.43701.6178
					27.45.005		03.1985->	81.43701.6418	
					27.41.040		->02.1985 Axle load in tons [t]: 7,5	81.43701.6347 81.43701.6348	
						27.37.041		03.1985-> Axle load in tons [t]: 6,5 Axle load in tons [t]: 7,5	81.43701.6442 81.43701.6491
						27.45.004			81.43701.6178
				27.45.014		03.1985->	81.43701.6359 81.43701.6419		
	27.45.001			81.43701.6177					
22.281 FVLS 22.321 FVLS		514			27.45.001			81.43701.6177	
					27.45.004		crossmember	81.43701.6178	
22.320 FNL					27.45.004			81.43701.6178	
								81.43701.6112 81.43701.6535	
					27.45.005			81.43701.6418	
						27.45.001			81.43701.6177
					27.45.004			81.43701.6178	
				27.45.005			81.43701.6418		
			22.321 UNL 22.361 UNL		925			27.45.004	
	27.45.005							81.43701.6418	
								81.43701.6272 81.43701.6454	
						27.45.004			81.43701.6178
		27.45.001						81.43701.6177	
	27.45.014			81.43701.6359 81.43701.6419					



MAN

year of construction	model			Gerep number		information	original number
----------------------	-------	--	--	--------------	--	-------------	-----------------

22 ...





22.332 UNL 22.362 UNL	405			27.37.041			81.43701.6442 81.43701.6491
							81.43701.6568 81.43701.6605
				27.41.155			81.43701.6564 81.43701.6584 81.43701.6620
				27.41.155			81.43701.6564 81.43701.6584 81.43701.6620
22.332 UNLL 22.362 UNLL	406			27.48.020			81.43701.6597 81.43701.6612
							81.43701.6568 81.43701.6605
				27.41.155			81.43701.6564 81.43701.6584 81.43701.6620

24 ...
















24.220 FNL	522			27.41.040		->05.1988	81.43701.6347 81.43701.6348
							81.43701.6442 81.43701.6491
				27.45.014		->05.1988	81.43701.6359 81.43701.6419
				27.45.004			07.1985 - 05.1988 81.43701.6178
24.240 FNL	522			27.41.040		->06.1985	81.43701.6347 81.43701.6348
							81.43701.6442 81.43701.6491
				27.45.014		->08.1987	81.43701.6359 81.43701.6419
24.291 FNL 24.331 FNL 24.361 FNL	506			27.41.003		Axle load in tons [t]: 6,5	81.43701.6097 81.43701.6346
				27.41.040		Axle load in tons [t]: 7,5	81.43701.6347 81.43701.6348
				27.45.004			81.43701.6178
				27.45.001			81.43701.6177
24.332 UNL 24.362 UNL	405			27.37.041			81.43701.6442 81.43701.6491
							81.43701.6568 81.43701.6605
				27.41.155			81.43701.6564 81.43701.6584 81.43701.6620
				27.41.155			81.43701.6564 81.43701.6584 81.43701.6620
24.332 UNLL 24.362 UNLL	406			27.48.020			81.43701.6597 81.43701.6612
							81.43701.6568 81.43701.6605
				27.41.155			81.43701.6564 81.43701.6584 81.43701.6620

25 ...



































25.220 FNL 25.240 FNL	522			27.41.040		->06.1985	81.43701.6347 81.43701.6348
							81.43701.6442 81.43701.6491
				27.45.014		->08.1987	81.43701.6359 81.43701.6419
				27.45.004			->08.1987 81.43701.6178

	MAN						
	year of construction	model			Gerep number		information

25 ...

25.291 FNL 25.331 FNL 25.361 FNL		506			27.41.003		Axle load in tons [t]: 6,5	81.43701.6097 81.43701.6346
					27.41.040		Axle load in tons [t]: 7,5	81.43701.6347 81.43701.6348
					27.45.004			81.43701.6178
					27.45.001			81.43701.6177
					27.37.041			81.43701.6442 81.43701.6491
25.332 UNL 25.362 UNL		405			27.37.041			81.43701.6442 81.43701.6491
								81.43701.6568 81.43701.6605
					27.41.155			81.43701.6564 81.43701.6584 81.43701.6620
					27.41.155			81.43701.6564 81.43701.6584 81.43701.6620
25.332 UNLL 25.362 UNLL		406			27.48.020			81.43701.6597 81.43701.6612
								81.43701.6568 81.43701.6605
					27.41.155			81.43701.6564 81.43701.6584 81.43701.6620

26 ...

26.220 FNL 26.240 FNL		522			27.41.040		->06.1985	81.43701.6347 81.43701.6348		
							27.37.041		07.1985->	81.43701.6442 81.43701.6491
							27.45.014		->08.1987	81.43701.6359 81.43701.6419
							27.45.004		->08.1987	81.43701.6178
26.240 DF 26.320 DF		275					81.43701.6112 81.43701.6535			
26.240 DFA 26.320 DFA		247					81.43701.6112 81.43701.6535			
26.240 DH		276			27.36.104			81.43701.6211 81.43701.6503		
							27.36.045			81.43701.6255 81.43701.6426
26.240 DHA		277			27.36.104			81.43701.6211 81.43701.6503		
							27.36.045			81.43701.6255 81.43701.6426
26.240 H 26.256 DH 26.320 DH					27.36.104			81.43701.6211 81.43701.6503		
26.256 DF		274						81.43701.6112 81.43701.6535		
26.258 DF 26.320 DFU								81.43701.6112 81.43701.6535		
26.281 DF 26.291 DF 26.321 DF 26.331 DF 26.361 DF		509			27.41.040		->01.1985	81.43701.6347 81.43701.6348		
							27.37.041		02.1985->	81.43701.6442 81.43701.6491
26.281 DFA 26.321 DFA		510			27.41.040			81.43701.6347 81.43701.6348		
26.281 DFK 26.321 DFK 26.361 DFK		509			27.41.040			81.43701.6347 81.43701.6348		
26.291 6x4 DFL 26.331 6x4 DFL 26.361 6x4 DFL		516			27.41.003		->02.1985	81.43701.6097 81.43701.6346		
							27.45.004		03.1985->	81.43701.6178
							27.37.041		03.1985->	81.43701.6442 81.43701.6491



MAN

year of construction	model			Gerep number		information	original number
----------------------	-------	--	--	--------------	--	-------------	-----------------

26 ...





26.291 FNL 26.331 FNL 26.361 FNL	506			27.41.003		Axle load in tons [t]: 6,5	81.43701.6097 81.43701.6346
				27.41.040		Axle load in tons [t]: 7,5	81.43701.6347 81.43701.6348
				27.45.004			81.43701.6178
				27.45.001			81.43701.6177
26.332 UNL 26.362 UNL	405			27.37.041			81.43701.6442 81.43701.6491
		27.41.155					81.43701.6564 81.43701.6584 81.43701.6620
		27.41.155				81.43701.6564 81.43701.6584 81.43701.6620	

30 ...





30.240 DF 30.240 DH,DHR 30.256 DH 30.280 DH 30.320 DH				27.36.104			81.43701.6211 81.43701.6503			
				30.240 DF,-VFR	263					81.43701.6112 81.43701.6535
								30.256 DF	274	
				30.281 VF 30.321 VF	512			27.36.045		
30.291 VFA 30.331 VFA 30.361 VFA	513			27.41.003			81.43701.6097 81.43701.6346			
				27.41.003			81.43701.6097 81.43701.6346			

32 ...


32.240 DF	275						81.43701.6112 81.43701.6535
32.240 DFH				27.36.104			81.43701.6211 81.43701.6503
32.240 DH,DHR	276			27.36.104			81.43701.6211 81.43701.6503
					27.36.045		
32.240 DHA	277			27.36.104			81.43701.6211 81.43701.6503
					27.36.045		
32.262 DF 32.292 DF 32.332 DF 32.362 DF 32.462 DF				27.37.041			81.43701.6442 81.43701.6491
32.281 DF 32.291 DF 32.321 DF 32.331 DF 32.361 DF	509			27.41.040		->01.1985	81.43701.6347 81.43701.6348
					27.37.041		02.1985->
32.281 DFA 32.321 DFA	510			27.41.040			81.43701.6347 81.43701.6348
32.281 DFK 32.321 DFK	509			27.41.040			81.43701.6347 81.43701.6348
32.320 DF,DFA							81.43701.6112 81.43701.6535

	MAN						
	year of construction	model			Gerep number		information


33 ...

33.262 DF 33.292 DF 33.332 DF 33.362 DF 33.462 DF				$\frac{1}{\circ}$	27.37.041			81.43701.6442 81.43701.6491
33.280 8x4		447		$\frac{\circ}{\circ}$	27.36.045	⊗X		81.43701.6255 81.43701.6426
33.281 DF 33.291 DF 33.321 DF 33.331 DF 33.361 DF		509		$\frac{\circ}{\circ}$	27.41.040		->01.1985	81.43701.6347 81.43701.6348
				$\frac{1}{\circ}$	27.37.041		02.1985->	81.43701.6442 81.43701.6491
33.291 VFA 33.331 VFA 33.361 VFA		513		$\frac{\circ}{\circ}$	27.41.003	●○		81.43701.6097 81.43701.6346
					27.41.003	○●		81.43701.6097 81.43701.6346


34 ...

34.281 DF 34.291 DF 34.321 DF 34.331 DF 34.361 DF		509		$\frac{\circ}{\circ}$	27.41.040		->01.1985	81.43701.6347 81.43701.6348
				$\frac{1}{\circ}$	27.37.041		02.1985->	81.43701.6442 81.43701.6491


36 ...

36.291 VFA 36.331 VFA 36.361 VFA		513 NL		$\frac{\circ}{\circ}$	27.36.045	●○		81.43701.6255 81.43701.6426
					27.36.045	○●		81.43701.6255 81.43701.6426




38 ...

38.262 DF 38.292 DF 38.332 DF 38.362 DF 38.462 DF				$\frac{1}{\circ}$	27.37.041			81.43701.6442 81.43701.6491
---	--	--	---	-------------------	-----------	--	--	--------------------------------



40 ...

40.462 DF				$\frac{1}{\circ}$	27.37.041			81.43701.6442 81.43701.6491
-----------	--	--	---	-------------------	-----------	--	--	--------------------------------

41 ...

41.291 VFA		513		$\frac{\circ}{\circ}$	27.41.003	●○		81.43701.6097 81.43701.6346
					27.41.003	○●		81.43701.6097 81.43701.6346
41.331 VFA 41.361 VFA		513		$\frac{\circ}{\circ}$	27.41.003	●○		81.43701.6097 81.43701.6346
41.462 DF 41.502 DF				$\frac{1}{\circ}$	27.37.041			81.43701.6442 81.43701.6491

48 ...

48.291 VFA 48.331 VFA 48.361 VFA		513		$\frac{\circ}{\circ}$	27.36.045	●○		81.43701.6255 81.43701.6426
					27.36.045	○●		81.43701.6255 81.43701.6426
48.462 DF				$\frac{1}{\circ}$	27.37.041			81.43701.6442 81.43701.6491



MAN

	year of construction	model			Gerep number		information	original number
F 90	<i>06.86 - 12.97</i>							
19.242 FK 19.262 FK 19.272 FK 19.292 FK 19.322 FK 19.332 FK 19.342 FK 19.362 FK 19.372 FK, 272 kW 19.372 FK, 249 kW 19.402 FK 19.422 FK 19.462 FK	01.88 - 02.89 01.88 - 02.90 02.90 - 05.95 07.86 - 02.90 02.90 - 05.95 07.86 - 02.90 05.94 - 05.95 07.86 - 02.90 02.90 - 05.95 05.90 - 04.95 05.94 - 05.95 02.90 - 05.95 05.87 - 02.90	F01			27.37.041			81.43701.6442 81.43701.6491
					27.41.155			81.43701.6564 81.43701.6584 81.43701.6620
19.462 F, 19.462 FL 19.502 F,19.502 FL,19.502 FLL 19.502 FS,19.502 FLS,19.502 FLLS	02.90 - 06.96 02.90 - 06.96	F21			27.37.041			81.43701.6442 81.43701.6491
					27.48.002		->07.1990	81.43701.6492 81.43701.6493
		F22			27.37.041			81.43701.6442 81.43701.6491
					27.41.155		->02.1991	81.43701.6564 81.43701.6584 81.43701.6620
					27.41.316		02.1991->	81.43701.6710 81.43701.6827
					27.41.246	HD		81.43701.6634
19.462 F,19.462 FL 19.462 FS,19.462 FLS	05.87 - 02.90 05.87 - 02.90	F01			27.37.041			81.43701.6442 81.43701.6491
					27.48.002			81.43701.6492 81.43701.6493
		F02			27.48.020			81.43701.6597 81.43701.6612
					27.41.155			81.43701.6564 81.43701.6584 81.43701.6620
22.242 FNL, 22.242 FVL 22.272 FNL, 22.272 FVL 22.302 FNL, 22.302 FVL 22.322 FNL, 22.322 FVL 22.372 FNL, 22.372 FVL 22.422 FNL, 22.422 FVL 24.272 FNLS,24.272 FVLS 24.292 FNLS,24.292 FVLS 24.322 FNLS,24.322 FVLS 24.332 FNLS,24.332 FVLS 24.362 FNLS,24.362 FVLS 24.372 FNLS,24.372 FVLS 25.302 FNLS,25.302 FVLS 25.322 FNLS,25.322 FVLS 25.372 FNLS,25.372 FVLS 25.422 FNLS,25.422 FVLS 26.242 FNL, 26.242 FVL	02.90 - 05.95 10.86 - 02.90 02.90 - 05.95 10.86 - 02.90 10.86 - 02.90 02.90 - 05.95 09.90 - 12.91 09.90 - 12.92 09.90 - 10.93 09.90 - 12.92	F05			27.37.041			81.43701.6442 81.43701.6491
					27.41.155			81.43701.6564 81.43701.6584 81.43701.6620
					27.41.246	HD		81.43701.6634
								81.43701.6568 81.43701.6605
		F07			27.37.041			81.43701.6442 81.43701.6491
								81.43701.6751
					27.48.020			81.43701.6597 81.43701.6612
					27.41.155			81.43701.6564 81.43701.6584 81.43701.6620



MAN

	year of construction	model			Gerep number		information	original number		
F 90	<i>06.86 - 12.97</i>									
22.242 6x4 DFL		F16			27.37.041			81.43701.6442		
22.262 6x4 DFL							81.43701.6491			
22.272 6x4 DFL							81.43701.6751			
22.292 6x4 DFL										
22.302 6x4 DFL										
22.332 6x4 DFL										
22.362 6x4 DFL										
22.372 6x4 DFL										
22.422 6x4 DFL										
24.242 6x4 DFL										
25.242 6x4 DFL										
25.262 6x4 DFL										
25.292 6x4 DFL										
25.332 6x4 DFL										
25.362 6x4 DFL										
26.242 6x4 DFL										
26.262 6x4 DFL										
26.292 6x4 DFL										
26.302 6x4 DFL										
26.332 6x4 DFL										
					27.41.155		->04.1991	81.43701.6564 81.43701.6584 81.43701.6620		
							05.1991->	81.43701.6721 81.43701.6722		



MAN

year of construction	model			Gerep number		information	original number
----------------------	-------	--	--	--------------	--	-------------	-----------------

F 90

06.86 - 12.97

22.262 FNL, 22.262 FNLL, 22.262 FVL 22.292 FNL, 22.292 FNLL, 22.292 FVL 22.332 FNL, 22.332 FNLL, 22.332 FVL 22.362 FNL, 22.362 FNLL, 22.362 FVL 24.242 FNL, 24.242 FNLL, 24.242 FVL 24.262 FNL, 24.262 FNLL, 24.262 FVL 24.272 FNL, 24.272 FNLL, 24.272 FVL 24.292 FNL, 24.292 FNLL, 24.292 FVL 24.302 FNL, 24.302 FNLL, 24.302 FVL 24.322 FNL, 24.322 FNLL, 24.322 FVL 24.332 FNL, 24.332 FNLL, 24.332 FVL 24.362 FNL, 24.362 FNLL, 24.362 FVL 24.372 FNL, 24.372 FNLL, 24.372 FVL 24.422 FNL, 24.422 FNLL, 24.422 FVL 25.242 FNL, 25.242 FNLL, 25.242 FVL 25.262 FNL, 25.262 FNLL, 25.262 FVL 25.272 FNL, 25.272 FNLL, 25.272 FVL 25.292 FNL, 25.292 FNLL, 25.292 FVL 25.332 FNL, 25.332 FNLL, 25.332 FVL 25.362 FNL, 25.362 FNLL, 25.362 FVL 26.262 FNL, 26.262 FNLL, 26.262 FVL 26.292 FNL, 26.292 FNLL, 26.292 FVL 26.332 FNL, 26.332 FNLL, 26.332 FVL 26.362 FNL, 26.362 FNLL, 26.362 FVL	01.88 - 02.90	F05		$\frac{1}{\circ}$	27.37.041			81.43701.6442 81.43701.6491			
						$\frac{\circ}{\circ}$	27.41.155			81.43701.6564 81.43701.6584 81.43701.6620	
							27.41.246			81.43701.6634	
		01.88 - 02.90	F06		$\frac{1}{\vdash}$	27.48.020			81.43701.6597 81.43701.6612		
						27.43.182			81.43701.6633		
							$\frac{\circ}{\circ}$	27.41.155			81.43701.6564 81.43701.6584 81.43701.6620
											81.43701.6568 81.43701.6605
		02.90 - 05.95	F07		$\frac{1}{\circ}$	27.37.041			81.43701.6442 81.43701.6491		
									81.43701.6751		
	$\frac{1}{\vdash}$					27.48.020			81.43701.6597 81.43701.6612		
						$\frac{\circ}{\circ}$	27.41.155			81.43701.6564 81.43701.6584 81.43701.6620	
02.90 - 05.95											
	02.90 - 05.95					09.90 - 10.93					



MAN





	year of construction	model			Gerep number		information	original number
F 90								
<i>06.86 - 12.97</i>								
22.262 DF		F08 F13 F16			27.37.041			81.43701.6442
22.292 DF		F29 F30						81.43701.6491
22.332 DF		F25			27.37.041			81.43701.6442
22.362 DF								81.43701.6491
24.262 DF	01.88 - 02.90							81.43701.6751
24.262 DFK	01.88 - 02.90							
24.292 DF	04.87 - 02.90							81.43701.6568
24.292 DFK	04.87 - 02.90							81.43701.6605
24.332 DF	04.87 - 02.90				27.41.155			81.43701.6564
24.332 DFK	04.87 - 02.90							81.43701.6584
24.362 DF	04.87 - 02.90							81.43701.6620
24.362 DFK	04.87 - 02.90				27.41.246	HD		81.43701.6634
25.262 DF								
25.292 DF								
25.332 DF								
25.362 DF								
26.262 DF								
26.292 DF								
26.332 DF								
26.362 DF								
26.402 DF,26.402 DFL	05.94 - 06.96							
26.402 DFS	05.94 - 12.95							
26.402 DFK,26.402 DFLK	05.94 - 06.96							
26.462 DF	02.89 - 02.90							
26.462 DFA	08.89 - 02.90							
26.462 DFS	02.89 - 02.90							
26.462 DFAS	08.89 - 02.90							
26.502 DFA	02.90 - 12.92							
26.502 DFAS	02.90 - 12.92							
27.462 6x6 DFA								
27.502 6x6 DFA								
32.262 VF	02.89 - 02.90							
32.262 VFK	02.89 - 02.90							
32.262 VFTM	02.89 - 02.90							
32.292 VF	03.88 - 02.90							
32.292 VFK	03.88 - 02.90							
32.302 VF	05.90 - 09.91							
32.302 VFK	05.90 - 09.91							
32.332 VF	03.88 - 02.90							
32.332 VFK	03.88 - 02.90							
32.362 VF	03.88 - 02.90							
32.362 VFK	03.88 - 02.90							
32.462 6x6 DFA								
32.502 6x6 DFA								
33.462 6x6 DFA								
33.502 6x6 DFA								
22.462 6x2 FNL								
22.502 6x2 FNL								
24.462 FNL	04.89 - 02.90							
24.502 FNL	02.90 - 12.90							
25.462 6x2 FNL								
25.502 FNL	09.90 - 12.92							
26.462 6x2 FNL								
26.502 FNL,26.502 FNLL	09.91 - 06.96							
22.462 6x4 DF		F28			27.37.041			81.43701.6442
22.502 6x4 DF								81.43701.6491
24.462 DF	02.89 - 02.90							81.43701.6751
24.462 DFS	02.89 - 02.90							
24.502 DF	02.90 - 12.90				27.42.110			81.43701.6594
24.502 DFS	02.90 - 12.90							81.43701.6757
24.502 DFK	02.90 - 12.90				27.42.110			81.43701.6594
25.462 6x4 DF								81.43701.6757
25.502 DF	09.90 - 12.92							
25.502 DFS	09.90 - 12.92							
26.462 6x4 DF								
26.502 DF	02.90 - 06.96							
26.502 DFS,26.502 DFSL	02.90 - 06.96							



MAN











































year of construction	model			Gerep number		information	original number
----------------------	-------	--	--	--------------	--	-------------	-----------------

F 90		<i>06.86 - 12.97</i>															
24.262 DFS,24.262 DFLS	01.88 - 02.90	F08			27.37.041		81.43701.6442										
24.272 DFS,24.272 DFLS	02.90 - 04.95	F16			27.37.041		81.43701.6491										
24.292 DFS,24.292 DFLS	04.87 - 02.90						81.43701.6442										
24.302 DFS,24.302 DFLS	05.90 - 04.95						81.43701.6491										
24.322 DFS,24.322 DFLS	02.90 - 12.90						81.43701.6751										
24.332 DFS,24.332 DFLS	04.87 - 02.90						27.41.155			27.41.155		->04.1991					
24.362 DFS,24.362 DFLS	04.87 - 02.90											81.43701.6564					
24.372 DFS,24.372 DFLS	02.90 - 04.95											81.43701.6584					
24.422 DFS,24.422 DFLS	02.90 - 12.90											81.43701.6620					
25.272 DFS,25.272 DFLS	09.90 - 12.92											05.1991->			27.41.155		81.43701.6721
25.302 DFS,25.302 DFLS	09.90 - 12.91																81.43701.6722
25.322 DFS,25.322 DFLS	09.90 - 12.92																
25.322 DFK	09.90 - 12.92																
25.372 DFS,25.372 DFLS	09.90 - 12.92																
25.422 DFS,25.422 DFLS	09.90 - 12.92											F18			27.37.041		81.43701.6442
26.242 FNL, 26.242 FNLL	05.94 - 05.95						81.43701.6491										
26.262 FNL, 26.262 FNLL	03.91 - 05.95	27.41.155		81.43701.6564													
26.272 FNL,26.272 FNLL		27.41.246	HD	81.43701.6620													
26.292 4x2 FNL				81.43701.6634													
26.302 FNL,26.302 FNLL	03.91 - 12.91			81.43701.6568													
26.322 FNL,26.322 FNLL	03.91 - 05.95			81.43701.6605													
26.332 FNL, 26.332 FNLL	F19			27.48.020	27.48.020		81.43701.6597										
26.362 FNL, 26.362 FNLL							27.43.182	HD	81.43701.6612								
							27.41.155			27.41.155		81.43701.6568					
												81.43701.6605					
												81.43701.6564					
												81.43701.6584					
	27.41.246	HD	81.43701.6620														
			81.43701.6634														
24.372 FVL	05.90 - 12.90	F07			27.37.041		81.43701.6442										
24.372 FVLS	05.90 - 12.90						81.43701.6491										
24.462 FVLS	05.87 - 07.87						81.43701.6751										
25.372 FVLS	09.90 - 10.93						27.48.020			27.48.020		81.43701.6597					
												81.43701.6612					
												81.43701.6564					
		27.41.155			27.41.155		81.43701.6584										
							81.43701.6620										
25.302 FNL,25.302 FNLL	09.90 - 12.91	F05			27.37.041		81.43701.6442										
25.322 FNL,25.322 FNLL	09.90 - 12.92						81.43701.6491										
25.372 FNL,25.372 FNLL	09.90 - 12.92						27.41.155			27.41.155		81.43701.6564					
25.422 FNL,25.422 FNLL	09.90 - 12.92											81.43701.6584					
												81.43701.6620					
												81.43701.6620					
							27.41.246	HD	81.43701.6634								
									81.43701.6568								
									81.43701.6605								
	F06								27.48.020	27.48.020		81.43701.6597					
		81.43701.6612															
		27.41.155			27.41.155							81.43701.6564					
												81.43701.6584					
							81.43701.6620										
							81.43701.6568										
							81.43701.6605										

	MAN						
	year of construction	model			Gerep number		information

F 90

06.86 - 12.97

26.272 6x2 FNL 26.302 6x2 FNL 26.322 6x2 FNL 26.372 6x2 FNL 26.422 6x2 FNL		F05		$\frac{1}{\circ}$	27.37.041			81.43701.6442 81.43701.6491											
							$\frac{\circ}{\circ}$	27.41.155			81.43701.6564 81.43701.6584 81.43701.6620								
												81.43701.6568 81.43701.6605							
												27.41.246			81.43701.6634				
26.272 FNLS,26.272 FVLS 26.302 FNLS,26.302 FVLS 26.322 FNLS,26.322 FVLS 26.372 FNLS,26.372 FVLS 26.402 FNLS,26.402 FVLS 26.422 FNLS,26.422 FVLS	09.90 - 12.95 09.90 - 12.91 09.90 - 12.95 01.92 - 06.96 05.94 - 06.96 01.92 - 12.95	F07		$\frac{1}{\circ}$	27.37.041			81.43701.6442 81.43701.6491 81.43701.6751											
							$\frac{1}{\text{T}}$	27.48.020			81.43701.6597 81.43701.6612								
										$\frac{\circ}{\circ}$	27.41.155			81.43701.6564 81.43701.6584 81.43701.6620					
													$\frac{1}{\circ}$	27.37.041			81.43701.6442 81.43701.6491		
							$\frac{\circ}{\circ}$	27.41.155						81.43701.6564 81.43701.6584 81.43701.6620					
																81.43701.6634			
		26.362 DF,26.362 DFL	09.87 - 02.90	F16		$\frac{1}{\circ}$	27.37.041			81.43701.6442 81.43701.6491									
									$\frac{\circ}{\circ}$	27.41.155			81.43701.6564 81.43701.6584 81.43701.6620						
														81.43701.6442 81.43701.6491					
														27.41.246			81.43701.6634		
26.372 FNL,26.372 FNLL,26.372 FVL 26.402 FNL,26.402 FNLL,26.402 FVL 26.422 FNL,26.422 FNLL,26.422 FVL	09.90 - 12.95 05.94 - 06.96 09.90 - 12.95	F07		$\frac{1}{\circ}$	27.37.041			81.43701.6442 81.43701.6491 81.43701.6751											
							$\frac{1}{\text{T}}$	27.48.020			81.43701.6597 81.43701.6612								
										$\frac{\circ}{\circ}$	27.41.155			81.43701.6564 81.43701.6584 81.43701.6620					
													$\frac{1}{\circ}$	27.37.041			81.43701.6442 81.43701.6491		
							$\frac{\circ}{\circ}$	27.41.155						81.43701.6564 81.43701.6584 81.43701.6620					
																81.43701.6634			
		F18				$\frac{1}{\circ}$	27.37.041			81.43701.6442 81.43701.6491									
									$\frac{\circ}{\circ}$	27.41.155			81.43701.6564 81.43701.6584 81.43701.6620						
														81.43701.6568 81.43701.6605					
														27.41.246			81.43701.6634		
							F19				$\frac{1}{\text{T}}$	27.48.020			81.43701.6597 81.43701.6612				
														$\frac{\circ}{\circ}$	27.43.182			81.43701.6633	
																			81.43701.6568 81.43701.6605
																			27.41.155
					81.43701.6634														



MAN

year of construction

model



Gerep number



information

original number

F 90

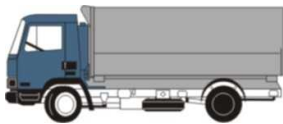

















































06.86 - 12.97

28.262 T 8x4 VF 28.272 T 8x4 VF 28.292 T 8x4 VF 28.302 T 8x4 VF 28.322 T 8x4 VF 28.332 T 8x4 VF 28.362 T 8x4 VF 28.372 T 8x4 VF 28.422 T 8x4 VF 30.262 T 8x4 VF 30.272 T 8x4 VF 30.292 T 8x4 VF 30.302 T 8x4 VF 30.322 T 8x4 VF 30.332 T 8x4 VF 30.362 T 8x4 VF 30.372 T 8x4 VF 30.422 T 8x4 VF 31.262 T 8x4 VF 31.272 T 8x4 VF 31.292 T 8x4 VF 31.302 T 8x4 VF 31.322 T 8x4 VF 31.332 T 8x4 VF 31.362 T 8x4 VF 31.372 T 8x4 VF 31.422 T 8x4 VF 32.272 VFK 32.272 VF 32.322 VF 32.322 VFK 32.372 VF, 272 kW 32.372 VFK, 272 kW 32.372 VF, 249 kW 32.372 VFK, 249 kW 32.422 VF 32.422 VFK 33.262 T 8x4 VF 33.272 T 8x4 VF 33.292 T 8x4 VF 33.302 T 8x4 VF 33.322 T 8x4 VF 33.332 T 8x4 VF 33.362 T 8x4 VF 33.372 T 8x4 VF 33.422 T 8x4 VF		F13		$\frac{1}{\circ}$	27.37.041		->12.1991	81.43701.6442 81.43701.6491
							01.1992->	81.43701.6699
	02.90 - 04.95							
	02.90 - 04.95							
	02.90 - 06.96							
	02.90 - 06.96							
	02.90 - 06.96							
	02.90 - 06.96							
	02.90 - 06.96							
	05.90 - 04.95							
	02.90 - 06.96							
	02.90 - 06.96							
38.292 8x2 VFNL 38.302 8x2 VFNL 38.332 8x2 VFNL 38.362 8x2 VFNL 38.372 8x2 VFNL 38.422 8x2 VFNL		F17		$\frac{1}{\circ}$	27.37.041			81.43701.6442 81.43701.6491
				$\frac{1}{\dagger}$	27.48.002			81.43701.6492 81.43701.6493

F 90 underfloor

06.86 - 09.96

14.262 4x2 U 14.272 4x2 U 17.262 4x2 U 17.272 4x2 U	- 05.90 - 05.90 - 05.90 - 05.90	U20		$\frac{1}{\circ}$	27.37.041			81.43701.6442 81.43701.6491
				$\frac{1}{\dagger}$	27.48.002			81.43701.6492 81.43701.6493
16.322 U, 16.322 ULL 16.332 U, 16.332 ULL 16.362 U, 16.362 ULL 16.372 U, 16.372 ULL 16.422 U, 16.422 ULL 19.322 U, 19.322 ULL 19.372 U, 19.372 ULL 19.422 U, 19.422 ULL	02.90 - 05.94 02.90 - 05.94 02.90 - 05.94 02.90 - 05.94	U11		$\frac{1}{\circ}$	27.37.041			81.43701.6442 81.43701.6491
		U13		$\frac{1}{\dagger}$	27.48.020		->05.1990	81.43701.6597 81.43701.6612
					27.43.182	HD		81.43701.6633
				$\frac{1}{\circ}$	27.41.155		->05.1990	81.43701.6564 81.43701.6584
					27.41.246	HD		81.43701.6620 81.43701.6634

	MAN									
	year of construction	model			Gerep number		information	original number		
F 90 underfloor		<i>06.86 - 09.96</i>								
16.332 U, 16.332 ULL 16.362 U, 16.362 ULL 19.332 U, 19.332 ULL 19.362 U, 19.362 ULL	07.86 - 02.90 07.86 - 01.91	U01		$\frac{1}{\circ}$	27.37.041		->04.1988	81.43701.6442 81.43701.6491		
				$\frac{1}{\text{T}}$	27.48.002		->04.1988	81.43701.6492 81.43701.6493		
		U03		$\frac{1}{\text{T}}$	27.48.020				81.43701.6597 81.43701.6612	
					27.43.182	HD 			81.43701.6633	
				$\frac{\circ}{\circ}$	27.41.155				81.43701.6564 81.43701.6584 81.43701.6620	
				27.41.246	HD 		81.43701.6634			
22.322 UNL, 22.322 UNLL 22.332 UNL, 22.332 UNLL 22.362 UNL, 22.362 UNLL 22.372 UNL, 22.372 UNLL 22.422 UNL, 22.422 UNLL 24.322 UNL, 24.322 UNLL 24.372 UNL, 24.372 UNLL 24.422 UNL, 24.422 UNLL 25.332 UNL, 25.332 UNLL 25.362 UNL, 25.362 UNLL 25.372 UNL, 25.372 UNLL 25.422 UNL, 25.422 UNLL 26.322 UNL, 26.322 UNLL 26.332 UNL, 26.332 UNLL 26.362 UNL, 26.362 UNLL 26.372 UNL, 26.372 UNLL 26.422 UNL, 26.422 UNLL	02.90 - 12.90 02.90 - 12.90 02.90 - 12.90	U15		$\frac{1}{\circ}$	27.37.041		->04.1990	81.43701.6442 81.43701.6491		
							05.1990->	81.43701.6699		
				$\frac{\circ}{\circ}$	27.41.246	HD 		81.43701.6634		
								81.43701.6568 81.43701.6605		
		U16		$\frac{1}{\text{T}}$	27.48.020				81.43701.6597 81.43701.6612	
					27.43.182	HD 			81.43701.6633	
			$\frac{\circ}{\circ}$	27.41.155				81.43701.6564 81.43701.6584		
		09.90 - 12.92 09.90 - 12.92 09.90 - 05.94			27.41.246	HD 		81.43701.6620 81.43701.6634		
		09.90 - 05.94 09.90 - 05.94						81.43701.6568 81.43701.6605		
	22.332 UNL, 22.332 UNLL 22.362 UNL, 22.362 UNLL 22.372 UNL, 22.372 UNLL 22.422 UNL, 22.422 UNLL 24.332 UNL, 24.332 UNLL 24.362 UNL, 24.362 UNLL 25.332 UNL, 25.332 UNLL 25.362 UNL, 25.362 UNLL 26.332 UNL, 26.332 UNLL 26.362 UNL, 26.362 UNLL	10.86 - 02.90 10.86 - 02.90	U05		$\frac{1}{\circ}$	27.37.041			81.43701.6442 81.43701.6491	
					$\frac{\circ}{\circ}$	27.41.155				81.43701.6564 81.43701.6584 81.43701.6620
						27.41.246	HD 		81.43701.6634	
								81.43701.6568 81.43701.6605		
U06			$\frac{1}{\text{T}}$	27.48.020				81.43701.6597 81.43701.6612		
				27.43.182	HD 			81.43701.6633		
			$\frac{\circ}{\circ}$	27.41.155				81.43701.6564 81.43701.6584 81.43701.6620		
				27.41.246	HD 			81.43701.6634		
							81.43701.6568 81.43701.6605			
25.322 UNL, 25.322 UNLL	09.90 - 12.92	U15		$\frac{\circ}{\circ}$	27.41.246	HD 		81.43701.6634		
								81.43701.6568 81.43701.6605		
		U16		$\frac{1}{\text{T}}$	27.48.020				81.43701.6597 81.43701.6612	
					27.43.182	HD 			81.43701.6633	
				$\frac{\circ}{\circ}$	27.41.155				81.43701.6564 81.43701.6584 81.43701.6620	
						27.41.246	HD 		81.43701.6634	
									81.43701.6568 81.43701.6605	



MAN

year of construction

model



Gerep number
























































information

original number

F 2000

01.94 -

18.273 4x2 F/FR 18.293 4x2 F/FR 18.323 4x2 F/FR 18.343 4x2 F/FR 18.373 4x2 F/FR 18.403 4x2 F/FR 18.423 4x2 F/FR 18.463 4x2 F/FR 19.233 4x2 F/FR	08.94 - 08.94 - 08.94 - 08.94 - 08.94 - 08.94 - 08.94 - 08.94 - 08.94 -	T01 T31		$\frac{1}{\circ}$	27.37.007		->09.1997 Axle load in tons [t]: 7,1	81.43701.6793
							09.1997-> Axle load in tons [t]: 7,1	81.43701.6804
					27.37.007		Axle load in tons [t]: 8 Axle load in tons [t]: 9	81.43701.6793
							Axle load in tons [t]: 8	81.43701.6794
					27.32.104		Axle load in tons [t]: 9,5	82.43701.6017
				$\frac{1}{\text{T}}$	27.48.088			81.43701.6795
					27.43.268			81.43701.6837
18.373 4x2 FL/FLR 18.403 4x2 FL/FLR 18.423 4x2 FL/FLR 18.463 4x2 FL/FLR	04.94 - 04.94 - 04.94 - 04.94 -	T32		$\frac{1}{\circ}$	27.37.007		->08.1997	81.43701.6793
							09.1997->	81.43701.6804
				$\frac{1}{\circ}$	27.41.155		->03.1995	81.43701.6564 81.43701.6584 81.43701.6620
					27.41.316		04.1995->	81.43701.6710 81.43701.6827
					27.41.246			81.43701.6634
19.273 F,19.273 FL,19.273 FLL 19.323 FC,19.323 FLC,19.323 FLLC 19.323 FS,19.323 FLS,19.323 FLLS	01.94 - 12.95 01.94 - 12.95 01.94 - 12.95	T01		$\frac{1}{\circ}$	27.37.007		Axle load in tons [t]: 7,5 Axle load in tons [t]: 8 Axle load in tons [t]: 9	81.43701.6793
							Axle load in tons [t]: 8	81.43701.6794
					27.32.104		Axle load in tons [t]: 9,5	82.43701.6017
				$\frac{1}{\text{T}}$	27.48.088			81.43701.6795
					27.43.268			81.43701.6837
		T03		$\frac{1}{\text{T}}$			damper-system: variable	81.43701.6815
					27.48.020			81.43701.6597 81.43701.6612
					27.43.182			81.43701.6633
				$\frac{1}{\circ}$	27.41.155		->03.1995	81.43701.6564 81.43701.6584 81.43701.6620
					27.41.316		04.1995->	81.43701.6710 81.43701.6827
					27.99.146		damper-system: variable	81.43701.6816
					27.41.246			81.43701.6634
19.273 FS,19.273 FLS 19.273 FK 19.323 FK,19.323 FLK	01.94 - 12.95 01.94 - 12.95 01.94 - 12.95	T01		$\frac{1}{\circ}$	27.37.007		Axle load in tons [t]: 7,1	81.43701.6793
					27.37.007		Axle load in tons [t]: 8 Axle load in tons [t]: 9	81.43701.6793
							Axle load in tons [t]: 8	81.43701.6794
					27.32.104		Axle load in tons [t]: 9,5	82.43701.6017
				$\frac{1}{\text{T}}$	27.48.088			81.43701.6795
					27.43.268			81.43701.6837

	MAN									
	year of construction	model			Gerep number		information	original number		
F 2000	<i>01.94 -</i>									
19.293 FC,19.293 FLC,19.293 FLLC	01.94 -	T01		$\frac{1}{\circ}$	27.37.007		->09.1997 Axle load in tons [t]: 7,1	81.43701.6793		
19.293 FS,19.293 FLS,19.293 FLLS	01.94 -								09.1997-> Axle load in tons [t]: 7,1	81.43701.6804
19.343 FC,19.343 FLC,19.343 FLLC	01.94 -				27.37.007		Axle load in tons [t]: 8 Axle load in tons [t]: 9		81.43701.6793	
19.343 FS,19.343 FLS,19.343 FLLS	01.94 -								Axle load in tons [t]: 8	81.43701.6794
					27.32.104		Axle load in tons [t]: 9,5		82.43701.6017	
					$\frac{1}{\text{T}}$	27.48.088			81.43701.6795	
						27.43.268			81.43701.6837	
			T03		$\frac{1}{\text{T}}$			damper-system: variable	81.43701.6815	
							27.48.020			81.43701.6597 81.43701.6612
							27.43.182	HD 		81.43701.6633
					$\frac{\circ}{\circ}$	27.41.155		->03.1995	81.43701.6564 81.43701.6584 81.43701.6620	
							27.41.316		04.1995->	81.43701.6710 81.43701.6827
							27.99.146		damper-system: variable	81.43701.6816
							27.41.246	HD 		81.43701.6634
		T20		$\frac{1}{\text{T}}$	27.48.020			81.43701.6597 81.43701.6612		
						27.43.182	HD 		81.43701.6633	
					$\frac{\circ}{\circ}$	27.41.316			81.43701.6710 81.43701.6827	
							27.41.246	HD 		81.43701.6634
19.293 FK,19.293 FLK 19.343 FK,19.343 FLK	01.94 - 01.94 -	T01		$\frac{1}{\circ}$	27.37.007		->09.1997 Axle load in tons [t]: 7,1	81.43701.6793		
								09.1997-> Axle load in tons [t]: 7,1	81.43701.6804	
						27.37.007		Axle load in tons [t]: 8 Axle load in tons [t]: 9	81.43701.6793	
								Axle load in tons [t]: 8	81.43701.6794	
					27.32.104		Axle load in tons [t]: 9,5	82.43701.6017		
					$\frac{1}{\text{T}}$	27.48.088			81.43701.6795	
							27.43.268			81.43701.6837
19.373 FC,19.373 FLC,19.373 FLLC	01.94 - 12.95	T31					$\frac{1}{\circ}$	27.37.007		Axle load in tons [t]: 8 Axle load in tons [t]: 9
19.373 FS,19.373 FLS,19.373 FLLS	01.94 - 12.95								27.37.007	
19.423 FC,19.423 FLC,19.423 FLLC	01.94 - 12.95								Axle load in tons [t]: 8	81.43701.6794
19.423 FS,19.423 FLS,19.423 FLLS	01.94 - 12.95				27.32.104				Axle load in tons [t]: 9,5	82.43701.6017
										81.43701.6795
			T32		$\frac{1}{\circ}$	27.37.007			81.43701.6793	
										
						$\frac{\circ}{\circ}$	27.41.155		->03.1995	81.43701.6564 81.43701.6584 81.43701.6620
								27.41.316		04.1995->
						27.41.246	HD 		81.43701.6634	
		T33		$\frac{1}{\text{T}}$	27.48.020			81.43701.6597 81.43701.6612		
						27.43.182	HD 		81.43701.6633	



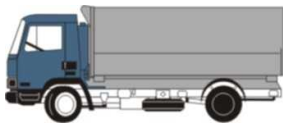























































MAN

year of construction	model			Gerep number		information	original number
----------------------	-------	--	--	--------------	--	-------------	-----------------

F 2000

01.94 -

19.373 FAC	01.94 - 12.95	T34 T34J		$\frac{1}{\circ}$				81.43701.6794
19.373 FAS	01.94 - 12.95				27.32.104			82.43701.6017
19.373 FAK	01.94 - 12.95							
19.403 FAC	01.94 -			$\frac{1}{\text{T}}$	27.48.088			81.43701.6795
19.403 FAS	01.94 -							
19.403 FAK	01.94 -							
19.423 FAC	01.94 - 12.95							
19.423 FAS	01.94 - 12.95							
19.423 FAK	01.94 - 12.95							
19.463 FAC	01.94 -							
19.463 FAS	01.94 -							
19.463 FAK	01.94 -							
19.464 FAS	06.98 -							
19.464 FAK	06.98 -							
21.373 4x4 FA	08.94 -							
21.403 4x4 FA	08.94 -							
21.423 4x4 FA	08.94 -							
21.463 4x4 FA	08.94 -							
19.373 FK,19.373 FLK	01.94 - 12.95	T31		$\frac{1}{\circ}$	27.37.007		Axle load in tons [t]: 8	81.43701.6793
19.423 FK,19.423 FLK	01.94 - 12.95				27.37.007		Axle load in tons [t]: 9	81.43701.6793
							Axle load in tons [t]: 7,1	81.43701.6793
							Axle load in tons [t]: 8	81.43701.6794
					27.32.104		Axle load in tons [t]: 9,5	82.43701.6017
				$\frac{1}{\text{T}}$	27.48.088			81.43701.6795
		T32		$\frac{1}{\circ}$	27.37.007			81.43701.6793
				$\frac{\circ}{\circ}$	27.41.155		->03.1995	81.43701.6564 81.43701.6584 81.43701.6620
					27.41.316		04.1995->	81.43701.6710 81.43701.6827
					27.41.246	HD		81.43701.6634
19.403 FC,19.403 FLC,19.403 FLLC	01.94 -	T31		$\frac{1}{\circ}$	27.37.007		->09.1997	81.43701.6793
19.403 FS,19.403 FLS,19.403 FLLS	01.94 -						Axle load in tons [t]: 7,1	81.43701.6804
19.463 FC,19.463 FLC,19.463 FLLC	01.94 -				27.37.007		09.1997->	81.43701.6793
19.463 FS,19.463 FLS,19.463 FLLS	01.94 -						Axle load in tons [t]: 7,1	81.43701.6793
							Axle load in tons [t]: 8	81.43701.6794
							Axle load in tons [t]: 9	81.43701.6794
					27.32.104		Axle load in tons [t]: 8	81.43701.6794
							Axle load in tons [t]: 9,5	82.43701.6017
				$\frac{1}{\text{T}}$	27.48.088			81.43701.6795
		T32		$\frac{1}{\circ}$	27.37.007		->08.1997	81.43701.6793
							09.1997->	81.43701.6804
				$\frac{\circ}{\circ}$	27.41.155		->03.1995	81.43701.6564 81.43701.6584 81.43701.6620
					27.41.316		04.1995->	81.43701.6710 81.43701.6827
					27.41.246	HD		81.43701.6634
		T33		$\frac{1}{\text{T}}$	27.48.020			81.43701.6597 81.43701.6612
						HD		81.43701.6633

	MAN							
	year of construction	model			Gerep number		information	original number
F 2000	<i>01.94 -</i>							
19.403 FK,19.403 FLK 19.463 FK,19.463 FLK	01.94 - 01.94 -	T31		$\frac{1}{\circ}$	27.37.007		->09.1997 Axle load in tons [t]: 7,1	81.43701.6793
							09.1997-> Axle load in tons [t]: 7,1	81.43701.6804
					27.37.007		Axle load in tons [t]: 8 Axle load in tons [t]: 9	81.43701.6793
							Axle load in tons [t]: 8	81.43701.6794
					27.32.104		Axle load in tons [t]: 9,5	82.43701.6017
				$\frac{1}{\text{T}}$	27.48.088			81.43701.6795
		T32		$\frac{1}{\circ}$	27.37.007		->08.1997	81.43701.6793
							09.1997->	81.43701.6804
				$\frac{\circ}{\circ}$	27.41.155		->03.1995	81.43701.6564 81.43701.6584 81.43701.6620
					27.41.316		04.1995->	81.43701.6710 81.43701.6827
					27.41.246			81.43701.6634
19.464 FC,19.464 FLC,19.464 FLLC 19.464 FS,19.464 FLS,19.464 FLLS	06.98 - 06.98 -	T31		$\frac{1}{\circ}$	27.37.007		Axle load in tons [t]: 8 Axle load in tons [t]: 9	81.43701.6793
							Axle load in tons [t]: 8	81.43701.6794
					27.32.104		Axle load in tons [t]: 9,5	82.43701.6017
							Axle load in tons [t]: 7,1	81.43701.6804
				$\frac{1}{\text{T}}$	27.48.088			81.43701.6795
		T32		$\frac{1}{\circ}$				81.43701.6804
				$\frac{\circ}{\circ}$	27.41.316			81.43701.6710 81.43701.6827
					27.41.246			81.43701.6634
		T33		$\frac{1}{\text{T}}$	27.48.020			81.43701.6597 81.43701.6612
					27.43.182			81.43701.6633
19.464 FK,19.464 FLK	06.98 -	T31		$\frac{1}{\circ}$	27.37.007		Axle load in tons [t]: 8 Axle load in tons [t]: 9	81.43701.6793
							Axle load in tons [t]: 8	81.43701.6794
					27.32.104		Axle load in tons [t]: 9,5	82.43701.6017
							Axle load in tons [t]: 7,1	81.43701.6804
				$\frac{1}{\text{T}}$	27.48.088			81.43701.6795
		T32		$\frac{1}{\circ}$				81.43701.6804
				$\frac{\circ}{\circ}$	27.41.316			81.43701.6710 81.43701.6827
					27.41.246			81.43701.6634
23.373 6x2/2 FNLL 23.403 FNLLC 23.423 6x2/2 FNLL 23.463 FNLLC 24.373 FNLLC 24.403 FNLLC 24.423 FNLLC 24.463 FNLLC	01.94 - 01.94 - 01.94 - 12.95 01.94 - 01.94 - 12.95 01.94 -	T35, T37		$\frac{1}{\text{T}}$	27.48.020			81.43701.6597 81.43701.6612
					27.43.182			81.43701.6633
				$\frac{\circ}{\circ}$	27.41.316			81.43701.6710 81.43701.6827
					27.41.246			81.43701.6634
24.273 6x2/2 FNL 24.323 6x2/2 FNL 24.343 6x2/2 FNL 26.323 FNLC,26.323 FNLLC,26.323 FVLC 26.323 FNLS,26.323 FVLS 26.343 FNLC,26.343 FNLLC,26.343 FVLC 26.343 FNLS,26.343 FVLS	01.94 - 12.95 01.94 - 12.95 01.94 - 01.94 -	T06		$\frac{1}{\circ}$	27.37.007			81.43701.6793
				$\frac{\circ}{\circ}$	27.41.316			81.43701.6710 81.43701.6827



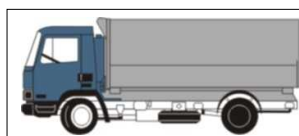
MAN

year of construction	model			Gerep number		information	original number
----------------------	-------	--	--	--------------	--	-------------	-----------------

F 2000

01.94 -

26.273 DFC,26.273 DFLC	01.94 - 12.95	T09		1	0	-	semi trailer	81.43701.6794		
26.273 DFS,26.273 DFLS	01.94 - 12.95						Tipper			
26.273 DFK,26.273 DFLK	01.94 - 12.95						27.32.104		semi trailer	82.43701.6017
26.293 DFC,26.293 DFLC	01.94 -						Tipper			
26.293 DFS,26.293 DFLS	01.94 -								1	0
26.293 DFK,26.293 DFLK	01.94 -		semi trailer							
26.323 DFC,26.323 DFLC	01.94 - 12.95				81.43701.6685					
26.323 DFS,26.323 DFLS	01.94 - 12.95									
26.323 DFK,26.323 DFLK	01.94 - 12.95									
26.343 DFC,26.343 DFLC	01.94 -									
26.343 DFS,26.343 DFLS	01.94 -									
26.343 DFK,26.343 DFLK	01.94 -									
26.373 DF		T42 T48		1	0	-		81.43701.6794		
26.404 DF							27.32.104		82.43701.6017	
26.423 DF										
26.464 DF										
27.373 DFC	01.94 - 12.95									
27.373 DFS	01.94 - 12.95									
27.373 DFK	01.94 - 12.95									
27.373 DFAC	01.94 - 12.95									
27.373 DFAS	01.94 - 12.95									
27.373 DFAK	01.94 - 12.95									
27.403 DFC	01.94 -									
27.403 DFS	01.94 -									
27.403 DFK	01.94 -									
27.403 DFAC	01.94 -									
27.403 DFAS	01.94 -									
27.403 DFAK	01.94 -									
27.423 DFC	01.94 - 12.95									
27.423 DFS	01.94 - 12.95									
27.423 DFK	01.94 - 12.95									
27.423 DFAC	01.94 - 12.95									
27.423 DFAS	01.94 - 12.95									
27.423 DFAK	01.94 - 12.95									
27.463 DFC	01.94 -									
27.463 DFS	01.94 -									
27.463 DFK	01.94 -									
27.463 DFAC	01.94 -									
27.463 DFAS	01.94 -									
27.463 DFAK	01.94 -									
28.373	01.94 -									
28.403	01.94 -									
28.423	01.94 -									
28.463	01.94 -									
33.373 DFC	01.94 - 12.95									
33.373 DFS	01.94 - 12.95									
33.373 DFK	01.94 - 12.95									
33.373 DFAC	01.94 - 12.95									
33.373 DFAS	01.94 - 12.95									
33.373 DFAK	01.94 - 12.95									
33.403 DFC	01.94 -									
33.403 DFS	01.94 -									
33.403 DFK	01.94 -									
33.403 DFAC	01.94 -									
33.403 DFAS	01.94 -									
33.403 DFAK	01.94 -									
33.423 DFC	01.94 - 12.95									
33.423 DFS	01.94 - 12.95									
33.423 DFK	01.94 - 12.95									
33.423 DFAC	01.94 - 12.95									
33.423 DFAS	01.94 - 12.95									
33.423 DFAK	01.94 - 12.95									
33.463 DFC	01.94 -									
33.463 DFS	01.94 -									
33.463 DFK	01.94 -									
33.463 DFAC	01.94 -									
33.463 DFAS	01.94 -									
33.463 DFAK	01.94 -									
38.463										



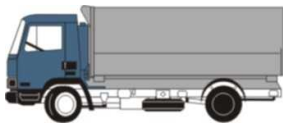





































































MAN

	year of construction	model			Gerep number		information	original number	
F 2000									
<i>01.94 -</i>									
26.373 DFC,26.373 DFCL 26.373 DFS,26.373 DFSL 26.373 DFK,26.373 DFLK 26.403 DFC,26.403 DFCL 26.403 DFS,26.403 DFSL 26.403 DFK,26.403 DFLK 26.423 DFC,26.423 DFCL 26.423 DFS,26.423 DFSL 26.423 DFK,26.423 DFLK 26.463 DFC,26.463 DFCL 26.463 DFS,26.463 DFSL 26.463 DFK,26.463 DFLK 27.373 DF, 27.373 DFL 27.403 DF, 27.403 DFL 27.423 DF, 27.423 DFL 27.463 DF, 27.463 DFL	01.94 - 12.95	T39						81.43701.6794	
	01.94 - 12.95				27.32.104			82.43701.6017	
	01.94 - 12.95	T40			27.42.110			81.43701.6594 81.43701.6757	
	01.94 -								
	01.94 -							81.43701.6794	
	01.94 - 12.95				27.41.316			81.43701.6710 81.43701.6827	
	01.94 - 12.95								
	01.94 -								
	01.94 -								
	01.94 -								
	01.94 -								
	01.94 -								
	01.94 -								
	01.94 -								
	01.94 -								
01.94 -									
01.94 -									
26.373 FNLC,26.373 FNLLC,26.373 FVLC 26.403 FNLC,26.403 FNLLC,26.403 FVLC 26.423 FNLC,26.423 FNLLC,26.423 FVLC 26.463 FNLC,26.463 FNLLC,26.463 FVLC	01.94 - 12.95 01.94 - 01.94 - 12.95 01.94 -	T36 T37			27.37.007 27.41.246 27.48.020 27.43.182 27.41.316 27.41.246	 HD HD	81.43701.6793 81.43701.6634 81.43701.6597 81.43701.6612 81.43701.6633 81.43701.6710 81.43701.6827 81.43701.6634		
26.403 FNLS,26.403 FVLS	01.94 -	T36			27.37.007 27.41.246	 	81.43701.6793 81.43701.6634		
35.314 VF (FE310A) 35.364 VF. (FE360A) 35.403 VFC 35.403 VFK 35.414 VF. (FE410A) 35.463 VFC 35.463 VFK 41.364 VF. (FE360A) 41.403 VFC 41.403 VFK 41.414 VF. (FE410A) 41.463 VFC 41.463 VFK	06.98 - 06.98 - 08.95 - 08.95 - 06.98 - 08.95 - 08.95 - 06.98 - 08.95 - 08.95 - 06.98 - 08.95 - 08.95 -	T46				! ->01.1998 Axle load in tons [t]: 7,1 Axle load in tons [t]: 8 Axle load in tons [t]: 9	81.43701.6794		
							!	02.1998-> Axle load in tons [t]: 7,1 Axle load in tons [t]: 8 Axle load in tons [t]: 9	81.43701.6888
							!	Axle load in tons [t]: 6,5 Axle load in tons [t]: 7,5	81.43701.6794
					27.37.007		o●	Axle load in tons [t]: 7,1 Axle load in tons [t]: 8 Axle load in tons [t]: 9	81.43701.6793
							o●	Axle load in tons [t]: 6,5 Axle load in tons [t]: 7,5	81.43701.6888
							④X! o●		81.43701.6794
							④X! o●		81.43701.6934
							④X! o●		81.43701.6868
G									
<i>10.79 - 08.88</i>									
6.90 F 6.90 FK 8.90 F 8.90 FK 8.136 F,8.136 FL 8.136 FK 9.136 F,9.136 FL 9.136 FK	10.79 - 09.87	560 561			27.23.007			81.43701.6354 81.43701.6392 81.43701.6410	
	10.79 - 09.87				27.36.076			81.43701.6338 81.43701.6452	
	10.79 - 09.87								
	10.79 - 08.88								
	10.79 - 09.87								
8.136 FA, FAR 8.136 FAE 9.136 FA, FAR 9.136 FAE	05.83 - 05.90 12.83 - 08.88 05.83 - 05.90 12.83 - 08.88	565						81.43701.6451	
		27.36.076		81.43701.6338 81.43701.6452					



MAN

	year of construction	model			Gerep number		information	original number
G <i>10.79 - 08.88</i>								
10.136 F,10.136 FL	09.81 - 09.87	491 562		$\frac{1}{1}$	27.23.007			81.43701.6354 81.43701.6392 81.43701.6410 81.43701.6665
				$\frac{0}{0}$	27.36.076			81.43701.6338 81.43701.6452
G 90 <i>09.87 - 05.95</i>								
6.90 6.100 F 6.100 FK 8.100 F 8.100 FK 8.136 FA 8.136 FS 8.150 FK 9.100 F,FR 9.136 FA 9.136 FS 9.150 FK 9.150 FS 10.150 FK	09.87 - 09.87 - 10.93 09.87 - 10.93 09.87 - 10.93 09.87 - 10.93 09.87 - 10.93 09.87 - 09.87 - 09.87 - 10.93 09.87 - 10.93	L01 L02 L03 L04		$\frac{1}{1}$	27.23.007			81.43701.6354 81.43701.6392 81.43701.6410
				$\frac{0}{0}$	27.36.076			81.43701.6338 81.43701.6452
8.136 FL 8.150 F,8.150 FL, 110-114 kW 9.136 FL	09.87 - 09.87 - 10.93 09.87 -	L02		$\frac{1}{1}$	27.23.007			81.43701.6354 81.43701.6392 81.43701.6410
				$\frac{0}{0}$			->07.1988	81.43701.6610
							08.1988->	81.43701.6666
8.150 F,8.150 FL, 92 kW 9.150 F,9.150 FL, 92 kW 10.150 F,10.150 FL, 92 kW	05.90 - 10.93 05.90 - 10.93 05.90 - 10.93	L02 L04		$\frac{1}{1}$	27.23.007			81.43701.6354 81.43701.6392 81.43701.6410
				$\frac{0}{0}$	27.36.076			81.43701.6610
								81.43701.6338 81.43701.6452
8.150 FAE 9.150 FAE	05.88 - 05.95 05.88 - 05.92	L03		$\frac{1}{0}$				81.43701.6451
				$\frac{0}{0}$	27.36.076			81.43701.6338 81.43701.6452
8.150 FOC 8.170 FOC 9.150 FOC 9.170 FOC	07.88 - 10.93 02.89 - 10.93 07.88 - 10.93 02.89 - 10.93	L05		$\frac{1}{1}$	27.23.007			81.43701.6354 81.43701.6392 81.43701.6410
				$\frac{0}{0}$	27.36.076			81.43701.6338 81.43701.6452
8.150 FS,8.150 FLS 9.150 F,9.150 FL, 110-114 kW 9.150 FS,9.150 FLS 10.150 F,10.150 FL, 110-114 kW	09.87 - 10.93 09.87 - 10.93 09.87 - 10.93 09.87 - 10.93	L02 L04		$\frac{1}{1}$	27.23.007			81.43701.6354 81.43701.6392 81.43701.6410
				$\frac{0}{0}$			->07.1988	81.43701.6610
							08.1988->	81.43701.6666
					27.36.076			81.43701.6338 81.43701.6452

	MAN							original number
	year of construction	model			Gerep number		information	
L 2000	10.93 -							
8.103 LC,8.103 LLC	10.93 - 06.96	L20			27.22.071			81.43701.6783
8.153 LC,8.153 LLC	10.93 - 07.97				27.23.071			81.43701.6781
9.153 LC,9.153 LLC	10.93 - 06.96							81.43701.6789
					27.23.097	HD 		81.43701.6864
					27.23.082	HD 		81.43701.6781
					27.36.076			81.43701.6782
					27.31.439			81.43701.6927
		L33			27.22.071			81.43701.6783
					27.23.071			81.43701.6781
					27.23.097	HD 		81.43701.6789
					27.23.082	HD 		81.43701.6864
					27.36.369		->04.1994	81.43701.6784
							05.1994->	81.43701.6798
					27.31.279			81.43701.6931
8.103 LK	10.93 - 06.96	L20			27.22.071			81.43701.6783
8.113 LK	08.95 -				27.23.071			81.43701.6781
8.145 LK (LE140C)	09.00 -							81.43701.6789
8.153 LK	10.93 - 07.97				27.23.097	HD 		81.43701.6864
8.163 LK	05.94 -				27.23.082	HD 		81.43701.6781
8.185 LK (LE180C)	09.00 -				27.36.076			81.43701.6782
9.145 LK (LE140C)	09.00 -				27.31.439			81.43701.6782
9.153 LK	10.93 - 06.96							81.43701.6927
9.163 LC	08.95 - 03.97							81.43701.6932
9.163 LK, 104 kW	08.95 - 03.97							
9.163 LK, 114-118 kW	05.94 -							
9.185 LK (LE180C)	09.00 -							
8.113 LC,8.113 LLC	08.95 -	L20			27.22.071			81.43701.6783
8.113 LC,8.113 LLC (LE110C)	09.00 -				27.23.071			81.43701.6781
8.145 LC,8.145 LLC (LE140C)	09.00 -							81.43701.6789
8.163 LC,8.163 LLC, 104 kW	08.95 -				27.23.097	HD 		81.43701.6864
8.163 LC,8.163 LLC, 114-118 kW	05.94 -				27.23.082	HD 		81.43701.6781
8.163 LC,8.163 LLC (LE160C)	09.00 -				27.36.076			81.43701.6782
8.185 LC,8.185 LLC (LE180C)	09.00 -				27.31.439			81.43701.6782
9.145 LC,9.145 LLC (LE140C)	09.00 -							81.43701.6927
9.163 LC,9.163 LLC	05.94 -							81.43701.6932
9.185 LC,9.185 LLC (LE180C)	09.00 -							
		L33			27.22.071			81.43701.6783
					27.23.071			81.43701.6781
					27.23.097	HD 		81.43701.6789
					27.23.082	HD 		81.43701.6864
								81.43701.6781
					27.36.076			81.43701.6798
					27.31.279			81.43701.6931
8.145 LLS (LE140C)	09.00 -	L33			27.22.071			81.43701.6783
8.153 LLS	10.93 - 06.96				27.23.071			81.43701.6781
8.163 LLS	05.94 -							81.43701.6789
8.185 LLS (LE180C)	09.00 -				27.23.097	HD 		81.43701.6864
9.145 LLS (LE140C)	09.00 -				27.23.082	HD 		81.43701.6781
9.153 LLS	10.93 - 12.95							81.43701.6781
9.163 LLS	05.94 -				27.36.369			81.43701.6784
9.185 LLS (LE 180C)	09.00 -							
8.220 FOC,8.220 FOCL	04.95 -	L53			27.23.071		->07.1995	81.43701.6781
10.220 FOC,10.220 FOCL	02.95 -							81.43701.6789
								81.43701.6798



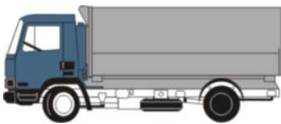


























































MAN

year of construction	model			Gerep number		information	original number
----------------------	-------	--	--	--------------	--	-------------	-----------------

L 2000

10.93 -

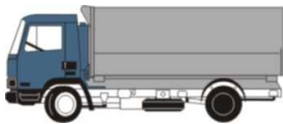
























































8.223 LC,8.223 LLC 9.223 LC,9.223 LLC	10.93 - 06.96 10.93 - 06.96	L21		$\frac{1}{\circ}$	27.22.071			81.43701.6783					
					27.23.071			81.43701.6781 81.43701.6789					
					27.23.097	HD		81.43701.6864					
					27.23.082	HD		81.43701.6781					
				$\frac{\circ}{\circ}$	27.36.076			81.43701.6782					
					27.31.439			81.43701.6927					
			L34		$\frac{1}{\circ}$	27.23.071			81.43701.6781 81.43701.6789				
						27.23.082	HD		81.43701.6781				
8.223 LAEC 8.224 LAEC 8.224 LAEK 9.223 LA 9.224 LA 10.223 LAEC 10.224 LAEC 10.224 LAEK	01.95 - 06.96 01.95 - 01.95 - 01.95 - 06.96 01.95 - 01.95 -	L23, L27		$\frac{1}{\circ}$				81.43701.6804					
8.223 LLS 8.224 LLS 8.225 LLS (LE220C) 9.223 LLS 9.224 LLS 9.225 LLS (LE220C)	10.93 - 06.96 05.94 - 09.00 - 10.93 - 06.96 05.94 - 09.00 -	L34		$\frac{1}{\circ}$	27.23.071			81.43701.6781 81.43701.6789					
					27.23.082	HD		81.43701.6781					
					8.223 LK 9.223 LK	10.93 - 06.96 10.93 - 06.96	L21		$\frac{1}{\circ}$	27.22.071			81.43701.6783
										27.23.071			81.43701.6781 81.43701.6789
	$\frac{\circ}{\circ}$	27.23.097	HD		81.43701.6864								
		27.23.082	HD		81.43701.6781								
8.224 LC,8.224 LLC 9.224 LC,9.224 LLC	05.94 - 05.94 -	L21		$\frac{1}{\circ}$	27.22.071			81.43701.6783					
					27.23.071			81.43701.6781 81.43701.6789					
					27.23.097	HD		81.43701.6864					
					27.23.082	HD		81.43701.6781					
			$\frac{\circ}{\circ}$	27.36.076		04.2000->	81.43701.6932						
				27.31.439			81.43701.6782 81.43701.6927						
		L34		$\frac{1}{\circ}$	27.23.071			81.43701.6781 81.43701.6789					
					27.23.082	HD		81.43701.6781					
8.224 LK 9.224 LK	05.94 - 05.94 -	L21		$\frac{1}{\circ}$	27.22.071			81.43701.6783					
					27.23.071			81.43701.6781 81.43701.6789					
					27.23.097	HD		81.43701.6864					
					27.23.082	HD		81.43701.6781					
				$\frac{\circ}{\circ}$	27.36.076		04.2000->	81.43701.6932					
					27.31.439			81.43701.6782 81.43701.6927					

		MAN						information	original number					
		year of construction	model			Gerep number								
L 2000		<i>10.93 -</i>												
8.225 LC,8.225 LLC (LE220C)	09.00 -	L21		$\frac{1}{\circ}$	27.22.071			81.43701.6783						
					27.23.071			81.43701.6781 81.43701.6789						
					27.23.097	HD 		81.43701.6864						
					27.23.082	HD 		81.43701.6781						
				$\frac{\circ}{\circ}$	L21		$\frac{\circ}{\circ}$	27.36.076			81.43701.6782			
								27.31.439			81.43701.6927			
											81.43701.6932			
								L34		$\frac{1}{\text{T}}$	27.23.071	G 		81.43701.6781 81.43701.6789
											27.23.082	HD 		81.43701.6781
											8.225 LK (LE220C) 9.225 LC,9.225 LLC (LE220C) 9.225 LK (LE220C)	09.00 - 09.00 - 09.00 -	L21	
L21	$\frac{1}{\text{T}}$	27.23.071			81.43701.6781 81.43701.6789									
		27.23.097	HD 		81.43701.6864									
		27.23.082	HD 		81.43701.6781									
	$\frac{\circ}{\circ}$	L21		$\frac{\circ}{\circ}$	27.36.076			81.43701.6782						
					27.31.439			81.43701.6927						
								81.43701.6932						
10.153 LA 10.163 LA		L26, L27		$\frac{1}{\circ}$		G 		81.43701.6804						
10.153 LC,10.153 LLC 10.153 LK 10.163 LC,10.163 LLC 10.163 LC,10.163 LLC (LE160C) 10.163 LK	10.93 - 06.96	L24		$\frac{1}{\circ}$	27.22.071			81.43701.6783						
	10.93 - 06.96				$\frac{1}{\text{T}}$	27.23.071	G 		81.43701.6781 81.43701.6789					
	05.94 - 09.00 -			27.23.082			HD		81.43701.6781					
	05.94 -				$\frac{\circ}{\circ}$	27.36.076			81.43701.6782					
10.223 LC,10.223 LLC 10.223 LLS 10.224 LC,10.224 LLC 10.224 LLS 10.225 LC, 10.225 LLC (LE220C) 10.225 LLS (LE220C)	10.93 - 06.96	L36		$\frac{1}{\circ}$	27.22.071			81.43701.6783						
	10.93 - 06.96				$\frac{1}{\text{T}}$	27.23.071			81.43701.6781 81.43701.6789					
	05.94 - 09.00 -					27.23.082			81.43701.6781					
	09.00 -				$\frac{\circ}{\circ}$	27.36.369		->04.1994	81.43701.6784					
								05.1994->	81.43701.6798					
12.185 LC, LLC (LE180C)	09.99 -	L72		$\frac{1}{\text{T}}$	27.23.071	G 		81.43701.6781 81.43701.6789						
						$\frac{\circ}{\circ}$	27.41.392	G 		81.43701.6860 81.43701.6866				
12.225 LC, LLC (LE220C)	09.99 -	L73		$\frac{1}{\text{T}}$	27.23.071			81.43701.6781 81.43701.6789						
						$\frac{\circ}{\circ}$	27.41.392			81.43701.6860 81.43701.6866				
M 90		<i>08.88 - 12.98</i>												
12.152 F,12.152 FL 12.152 FS,12.152 FLS 12.192 F,12.192 FL 12.192 FS,12.192 FLS 12.192 FK 12.222 F,12.222 FL 12.232 F,12.232 FL 12.232 FS,12.232 FLS 12.262 F,12.262 FL 12.262 FS,12.262 FLS 12.272 F,12.272 FL, 6871 ccm 12.272 F,12.272 FL, 9973 ccm 12.272 FS,12.272 FLS, 6871 ccm 12.272 FS,12.272 FLS, 9973 ccm	12.88 - 05.94 12.88 - 05.94 07.90 - 06.96 07.90 - 06.96 07.90 - 06.96 05.94 - 06.96 08.88 - 06.96 08.88 - 06.96 08.95 - 06.96 08.95 - 06.96 10.92 - 06.96 09.91 - 10.92 10.92 - 06.96 09.91 - 10.92	M01		$\frac{1}{\text{T}}$	27.38.016			81.43701.6391 81.43701.6631						
					27.38.023			81.43701.6630 81.43701.6650						
					27.38.082			81.43701.6641 81.43701.6661						
						$\frac{1}{\text{T}}$	27.33.107	G 		81.43701.6632				
					M02		$\frac{1}{\text{T}}$	27.38.023			81.43701.6630 81.43701.6650			
		27.38.082						81.43701.6641 81.43701.6661						



MAN

	year of construction	model			Gerep number		information	original number			
M 90		<i>08.88 - 12.98</i>									
12.152 FK	12.88 - 05.94	M01			27.38.016			81.43701.6391			
12.222 FK	05.94 - 06.96						81.43701.6631				
12.232 FK	08.88 - 06.96				27.38.023			81.43701.6630			
12.262 FK	08.95 - 06.96							81.43701.6650			
12.272 FK, 6871 ccm	10.92 - 06.96				27.38.082			81.43701.6641			
12.272 FK, 9973 ccm	09.91 - 10.92			81.43701.6661							
13.152 F					27.33.107			81.43701.6632			
13.192 F											
13.232 F											
13.272 F											
12.222 FLS	05.94 - 06.96	M02			27.38.023			81.43701.6630			
								81.43701.6650			
					27.38.082			81.43701.6641			
								81.43701.6661			
14.152 F,14.152 FL, 114 kW	05.94 - 06.96	M03			27.38.016			81.43701.6391			
14.152 F,14.152 FL, 110-114 kW	12.88 - 04.94							81.43701.6631			
14.152 FS,14.152 FLS, 114 kW	05.94 - 06.96				27.38.023			81.43701.6630			
14.152 FS,14.152 FLS, 110-114 kW					27.38.082			81.43701.6650			
14.162 F,14.162 FL	08.95 - 06.96				27.33.107			81.43701.6641			
14.162 FS,14.162 FLS	08.95 - 06.96						81.43701.6661				
14.192 F,14.192 FL, 137 kW	08.88 - 06.90	M04			27.38.023		semi trailer	81.43701.6630			
14.192 F,14.192 FL, 140 kW	07.90 - 06.96							81.43701.6650			
14.192 FS,14.192 FLS, 137 kW	08.88 - 06.90							81.43701.6641			
14.192 FS,14.192 FLS, 140 kW	07.90 - 06.96							81.43701.6661			
14.222 F,14.222 FL	05.94 - 06.96										
14.232 F,14.232 FL, 160 kW	05.90 - 04.95							27.45.012			81.43701.6658
14.232 F,14.232 FL, 169 kW	08.88 - 06.96										
14.232 FS,14.232 FLS, 160 kW	05.90 - 04.95										
14.232 FS,14.232 FLS, 169 kW	08.88 - 06.96										
14.262 F,14.262 FL	08.95 - 06.96										
14.262 FS,14.262 FLS	08.95 - 06.96										
14.272 F,14.272 FL, 6871 ccm	10.92 - 06.96										
14.272 F,14.272 FL, 9973 ccm	09.91 - 10.92										
14.272 FS,14.272 FLS, 6871 ccm	12.92 - 06.96										
14.272 FS,14.272 FLS, 9973 ccm	09.91 - 10.92										
15.192 F, 15.192 FL											
15.232 F, 15.232 FL											
15.272 F, 15.272 FL											
15.292 F, 15.292 FL											
14.152 FK, 114 kW	05.94 - 06.96	M03			27.38.016			81.43701.6391			
14.152 FK, 110-114 kW	12.88 - 05.94							81.43701.6631			
14.162 FK	08.95 - 06.96							81.43701.6630			
14.192 FK, 137 kW	08.88 - 06.90							81.43701.6650			
14.192 FK, 140 kW	07.90 - 06.96							81.43701.6641			
14.222 FK	05.94 - 06.96			81.43701.6661							
14.232 FK	08.88 - 06.96										
14.262 FK	08.95 - 06.96			27.33.107			81.43701.6632				
14.272 FK, 6871 ccm	10.92 - 06.96										
14.272 FK, 9973 ccm	09.91 - 10.92										
14.222 FLS	05.94 - 06.96	M04			27.38.023			81.43701.6630			
								81.43701.6650			
								81.43701.6641			
					27.38.082			81.43701.6661			
								81.43701.6661			
					27.45.012			81.43701.6658			

	MAN							
	year of construction	model			Gerep number		information	original number
M 90	<i>08.88 - 12.98</i>							
17.192 F,17.192 FL, 137 kW 17.192 F,17.192 FL, 140 kW 17.192 FS,17.192 FLS, 137 kW 17.192 FS,17.192 FLS, 140 kW 17.222 F, 17.222 FL 17.232 F,17.232 FL, 160 kW 17.232 F,17.232 FL, 169 kW 17.232 FS,17.232 FLS, 160 kW 17.232 FS,17.232 FLS, 169 kW 17.272 F, 17.272 FL	08.88 - 06.90 07.90 - 04.95 08.88 - 06.90 07.90 - 04.95 05.90 - 04.95 08.88 - 04.95 05.90 - 04.95 08.88 - 04.95	M05		$\frac{1}{T}$	27.38.023			81.43701.6630 81.43701.6650
					27.38.016			81.43701.6391 81.43701.6631
				$\frac{1}{T}$	27.33.126			81.43701.6622 81.43701.6825
		M06		$\frac{1}{T}$	27.38.023			81.43701.6630 81.43701.6650
				$\frac{0}{T}$	27.45.012			81.43701.6658
17.192 FK, 137 kW 17.192 FK, 140 kW 17.232 FK, 160 kW 17.232 FK, 169 kW 18.192 FK 18.222 FK 18.232 FK 18.262 FK 18.272 FK, 6871 ccm 18.272 FK, 9973 ccm	08.88 - 06.90 07.90 - 01.91 05.90 - 01.91 08.88 - 01.91 09.90 - 06.96 05.94 - 06.96 09.90 - 06.96 08.95 - 06.96 10.92 - 06.96 09.91 - 05.94	M05		$\frac{1}{T}$	27.38.023			81.43701.6630 81.43701.6650
					27.38.016			81.43701.6391 81.43701.6631
				$\frac{1}{T}$	27.33.126			81.43701.6622 81.43701.6825
17.272 FLS, 6871 ccm 17.272 FLS, 9973 ccm	10.92 - 05.95 09.91 - 05.95	M06		$\frac{1}{T}$	27.38.023			81.43701.6630 81.43701.6650
				$\frac{0}{T}$	27.45.012			81.43701.6658
18.192 F,18.192 FL,18.192 FLL 18.222 F,18.222 FL,18.222 FLL 18.232 F,18.232 FL,18.232 FLL 18.262 F,18.262 FL,18.262 FLL 18.272 F,18.272 FL,18.272 FLL, 6871 ccm 18.272 F,18.272 FL,18.272 FLL, 9973 ccm	09.90 - 06.96 05.94 - 06.96 09.90 - 06.96 10.92 - 06.96 09.91 - 05.94	M05		$\frac{1}{T}$	27.38.023			81.43701.6630 81.43701.6650
					27.38.016			81.43701.6391 81.43701.6631
				$\frac{1}{T}$	27.33.126			81.43701.6622 81.43701.6825
		M06		$\frac{1}{T}$	27.38.023			81.43701.6630 81.43701.6650
				$\frac{0}{T}$	27.45.012			81.43701.6658
		M16		$\frac{1}{T}$	27.48.020			81.43701.6597 81.43701.6612
				$\frac{0}{T}$	27.45.012			81.43701.6658
24.192 FNL,24.192 FNLL,24.192 FVL 24.222 FNL,24.222 FNLL,24.222 FVL 24.232 FNL,24.232 FNLL,24.232 FVL 24.272 FNL,24.272 FNLL,24.272 FVL 24.272 FNL,24.272 FVL 24.262 FNL,24.262 FNLL,24.262 FVL	07.89 - 06.96 05.94 - 06.96 07.89 - 06.96 10.92 - 06.96 09.91 - 05.94 08.95 - 06.96	M09		$\frac{1}{T}$	27.38.023			81.43701.6630 81.43701.6650
				$\frac{0}{T}$				81.43701.6568 81.43701.6605
				$\frac{0}{T}$	27.45.012			81.43701.6658
		M10		$\frac{1}{T}$	27.38.023			81.43701.6630 81.43701.6650
				$\frac{1}{T}$	27.48.020			81.43701.6597 81.43701.6612
				$\frac{0}{T}$	27.45.012			81.43701.6658
24.232 FNL	05.90 - 04.95	M09		$\frac{1}{T}$	27.38.023			81.43701.6630 81.43701.6650
				$\frac{0}{T}$				81.43701.6568 81.43701.6605
				$\frac{0}{T}$	27.45.012			81.43701.6658
M 2000 L	<i>09.99 -</i>							
11.153 4x2 LL 11.163 4x2 LL	03.96 - 03.96 -	L72		$\frac{1}{T}$	27.23.071			81.43701.6781 81.43701.6789
				$\frac{0}{T}$	27.41.392			81.43701.6860 81.43701.6866
11.223 4x2 LL 11.224 4x2 LL	03.96 - 03.96 -	L73		$\frac{1}{T}$	27.23.071			81.43701.6781 81.43701.6789
				$\frac{0}{T}$	27.41.392			81.43701.6860 81.43701.6866



MAN

	year of construction	model			Gerep number		information	original number	
M 2000 L	09.99 -								
12.153 4x2 L	07.95 -	L74 L75		$\frac{1}{\circ}$	27.37.007			81.43701.6793	
12.163 4x2 L	05.95 -							81.43701.6804	
12.223 4x2 L	06.95 -			$\frac{1}{\text{T}}$	27.33.217			81.43701.6808	
12.224 4x2 L	06.95 -								
12.263 4x2 L	06.95 -								
12.264 4x2 L	06.95 -								
13.153 4x2 L	06.95 -								
13.163 4x2 L	06.95 -								
13.223 4x2 L	06.95 -								
13.224 4x2 L	06.95 -								
13.263 4x2 L	06.95 -								
13.264 4x2 L	06.95 -								
13.283 4x2 L	06.95 -								
14.223 4x2 L	06.95 -								
14.224 LK	08.95 -								
14.225 LK (LE220B)	09.00 -								
14.263 4x2 L	06.95 -								
14.264 LK	08.95 -								
12.153 4x2 LL	07.95 -	L72		$\frac{1}{\text{T}}$	27.23.071			81.43701.6781	
12.163 4x2 LL	05.95 -							81.43701.6789	
			L76		$\frac{\circ}{\circ}$	27.41.392			81.43701.6860
									81.43701.6866
								$\frac{1}{\circ}$	27.37.007
		$\frac{\circ}{\circ}$	27.45.037		81.43701.6790				
12.163 LC,12.163 LLC	08.95 -	L72		$\frac{1}{\text{T}}$	27.23.071			81.43701.6781	
				$\frac{\circ}{\circ}$	27.41.392			81.43701.6860	
								81.43701.6866	
12.223 4x2 LL	06.95 -	L76 L77		$\frac{1}{\circ}$	27.37.007			81.43701.6793	
12.263 4x2 LL	06.95 -							81.43701.6804	
12.264 4x2 LL	06.95 -			$\frac{\circ}{\circ}$	27.45.037			81.43701.6790	
13.153 4x2 LL	06.95 -								
13.163 4x2 LL	06.95 -								
13.223 4x2 LL	06.95 -								
13.224 4x2 LL	06.95 -								
13.263 4x2 LL	06.95 -								
13.264 4x2 LL	06.95 -								
13.283 4x2 LL	06.95 -								
14.223 4x2 LL	06.95 -								
14.263 4x2 LL	06.95 -								
12.223 4x2 LLL	01.96 -						L79 L86		
12.224 4x2 LLL	01.96 -		81.43701.6790						
12.263 4x2 LLL	01.96 -		$\frac{\circ}{\circ}$	27.45.037				81.43701.6790	
12.264 4x2 LLL	01.96 -								
13.223 4x2 LLL	01.96 -								
13.263 4x2 LLL	01.96 -								
13.264 4x2 LLL	01.96 -								
13.283 4x2 LLL	01.96 -								
15.223 4x2 LLL	01.96 -								
15.263 4x2 LLL	01.96 -								
15.283 4x2 LLL	01.96 -								
12.224 LC,12.224 LLC	08.95 -	L73		$\frac{1}{\text{T}}$	27.23.071			81.43701.6781	
							$\frac{\circ}{\circ}$	27.41.392	
								81.43701.6866	



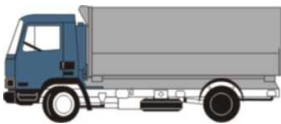


























































MAN

	year of construction	model			Gerep number		information	original number
M 2000 L	09.99 -							
13.223 4x4 LA 13.224 4x4 LA 13.263 4x4 LA 13.264 4x4 LA 13.283 4x4 LA 14.223 4x4 LA 14.224 LAC 14.224 LAK 14.225 LAC (LE220B) 14.225 LAK (LE220B) 14.263 4x4 LA 14.264 LAC 14.264 LAK	01.96 - 01.96 - 01.96 - 01.96 - 01.96 - 01.96 - 08.95 - 08.95 - 09.00 - 09.00 - 01.96 - 08.95 - 08.95 -	L80		$\frac{1}{0}$	27.37.007			81.43701.6793
14.153 4x2 L	06.95 -	L74		$\frac{1}{0}$	27.37.007			81.43701.6793
				$\frac{1}{1}$	27.33.217			81.43701.6804
		L81		$\frac{1}{0}$	27.37.007			81.43701.6793
				$\frac{1}{1}$	27.33.217			81.43701.6808
14.153 4x2 LL	06.95 -	L76		$\frac{1}{0}$	27.37.007			81.43701.6793
				$\frac{1}{0}$				81.43701.6804
				$\frac{0}{0}$	27.45.037			81.43701.6790
		L83		$\frac{1}{0}$	27.37.007			81.43701.6793
				$\frac{0}{0}$	27.45.037			81.43701.6790
14.163 4x2 L	06.95 -	L81		$\frac{1}{0}$	27.37.007			81.43701.6793
				$\frac{1}{1}$	27.33.217			81.43701.6808
14.163 4x2 LL	06.95 -	L83		$\frac{1}{0}$	27.37.007			81.43701.6793
				$\frac{0}{0}$	27.45.037			81.43701.6790
14.163 LC,14.163 LLC	08.95 -	L74		$\frac{1}{0}$	27.37.007			81.43701.6793
				$\frac{1}{1}$	27.33.217			81.43701.6804
		L76		$\frac{1}{0}$	27.37.007			81.43701.6793
				$\frac{1}{0}$				81.43701.6804
				$\frac{0}{0}$	27.45.037			81.43701.6790
14.163 LK	08.95 -	L74		$\frac{1}{0}$	27.37.007			81.43701.6793
				$\frac{1}{1}$	27.33.217			81.43701.6804
				$\frac{1}{1}$	27.33.217			81.43701.6808
14.224 LC,14.224 LLC,14.224 LLLC 14.225 LC, 14.225 LLC, 14.225 LLLC (LE220B) 14.255 LC, LLC, LLLC (LE250B) 14.264 LC,14.264 LLC,14.264 LLLC 14.285 LC, LLC, LLLC (LE280B)	08.95 - 09.00 - 09.00 - 08.95 - 09.00 -	L75		$\frac{1}{0}$	27.37.007			81.43701.6793
				$\frac{1}{1}$	27.33.217			81.43701.6804
		L77		$\frac{1}{0}$	27.37.007			81.43701.6793
				$\frac{0}{0}$	27.45.037			81.43701.6804
		L79		$\frac{0}{0}$	27.36.396			81.43701.6841
				$\frac{0}{0}$	27.45.037			81.43701.6790
15.153 4x2 L 15.163 LK 15.223 4x2 L 15.224 LK 15.225 LK (LE220B) 15.255 LK (LE250B) 15.263 4x2 L 15.264 LK 15.283 4x2 L 15.285 LK (LE280B)	06.95 - 08.95 - 06.95 - 08.95 - 09.99 - 09.99 - 06.95 - 08.95 - 06.95 - 09.99 -	L81 L82		$\frac{1}{0}$	27.37.007			81.43701.6793
				$\frac{1}{1}$	27.33.217			81.43701.6808



MAN

	year of construction	model			Gerep number		information	original number
M 2000 L	09.99 -							
15.153 4x2 LL	06.95 -	L82			27.37.007			81.43701.6793
					27.33.217			81.43701.6808
		L83			27.37.007			81.43701.6793
					27.45.037			81.43701.6790
15.163 LC,15.163 LLC	08.95 -	L81			27.37.007			81.43701.6793
					27.33.217			81.43701.6808
		L83			27.37.007			81.43701.6793
					27.45.037			81.43701.6790
15.224 LC,15.224 LLC,15.224 LLLC 15.225 LC, LLC, LLLC (LE220B) 15.255 LC, LLC, LLLC (LE250B) 15.264 LC,15.264 LLC,15.264 LLLC 15.285 LC,LLC,LLLC (LE280B)	08.95 -	L82			27.37.007			81.43701.6793
	09.99 -				27.33.217			81.43701.6808
	09.99 -	L84			27.37.007			81.43701.6793
	08.95 -				27.45.037			81.43701.6790
	09.99 -	L86			27.36.396			81.43701.6841
	09.99 -				27.45.037			81.43701.6790
18.223 L, 18.223 LL, 18.223 LLL 18.224 LC,18.224 LLC,18.224 LLLC 18.263 L, 18.263 LL, 18.263 LLL 18.264 LC,18.264 LLC,18.264 LLLC 18.283 L, 18.283 LL, 18.283 LLL	03.95 -	L87			27.37.007		->05.1997	81.43701.6793
	08.95 -						06.1997->	81.43701.6804
	03.95 -				27.33.217		->09.1995 for vehicles without stabiliser	81.43701.6808
	08.95 -				27.33.126		10.1995 - 07.1996 for vehicles without stabiliser	81.43701.6622
					27.33.337		08.1996-> for vehicles without stabiliser	81.43701.6842
	03.95 -		L88			27.37.007		
					27.41.316			81.43701.6710 81.43701.6827
	08.95 -	L89			27.48.020			81.43701.6597 81.43701.6612
					27.41.316			81.43701.6710 81.43701.6827
	18.224 LAC 18.224 LAK 18.264 LAC 18.264 LAK	08.95 -	L90			27.37.007		->02.1997
08.95 -							03.1997->	81.43701.6804
08.95 -								
08.95 -								
18.224 LK,18.224 LLK 18.264 LK,18.264 LLK	08.95 -	L87			27.37.007			81.43701.6793
	08.95 -				27.33.217		->09.1995 for vehicles without stabiliser	81.43701.6808
					27.33.126		10.1995 - 07.1996 for vehicles without stabiliser	81.43701.6622 81.43701.6825
					27.33.337		08.1996-> for vehicles without stabiliser	81.43701.6842
	08.95 -	L88			27.37.007			81.43701.6793
					27.41.316			81.43701.6710 81.43701.6827
18.255 LC, LLC, LLLC (LE250B) 18.285 LC, LLC, LLLC (LE280B)	09.99 -	L87					06.1997->	81.43701.6804
	09.99 -				27.33.337		08.1996-> for vehicles without stabiliser	81.43701.6842
		L88			27.37.007			81.43701.6793
					27.41.316			81.43701.6710 81.43701.6827
		L89			27.48.020			81.43701.6597 81.43701.6612
					27.41.316			81.43701.6710 81.43701.6827
		06.98 -	L87					
	06.98 -				27.33.337		for vehicles without stabiliser	81.43701.6842

	MAN							
	year of construction	model			Gerep number		information	original number
M 2000 L <i>09.99 -</i>								
18.284 LK, 18.284 LLK	06.98 -	L87			27.37.007			81.43701.6793
					27.33.337		for vehicles without stabiliser	81.43701.6842
26.224 DL-HK 6x4/2 26.224 DLR-HK 6x4/2 26.225 DL-HK 6x4/2 26.225 DLR-HK 6x4/2 26.255 DL-HK 6x4/2 26.255 DLR-HK 6x4/2 26.284 DL-HK 6x4/2 26.284 DLR-HK 6x4/2 26.284 DL-TM 6x4/2 26.284 DLR-TM 6x4/2 26.285 DL-HK 6x4/2 26.285 DLR-HK 6x4/2 26.285 DL-TM 6x4/2	02.99 - 02.99 - 09.00 - 09.00 - 09.00 - 09.00 - 02.99 - 02.99 - 02.99 - 02.99 - 09.00 - 09.00 - 09.00 -	L95			27.37.007			81.43701.6793 81.43701.6890
18.285 LAC (LE280B) 18.285 LAK (LE280B)	09.99 - 09.99 -	L90						81.43701.6804
M 2000 M <i>08.95 -</i>								
12.224 ML, 12.224 MLL 12.264 ML, 12.264 MLL 13.224 ML, 13.224 MLL 13.264 ML, 13.264 MLL 13.283 ML, 13.283 MLL 14.224 MC, 14.224 MLC, 14.224 MLLC 14.264 MC, 14.264 MLC, 14.264 MLLC 14.285 MLC, MLLC (ME280C)	07.95 - 01.96 - 07.95 - 07.95 - 06.95 - 08.95 - 08.95 - 09.99 -	M32			27.37.007		Axle load in tons [t]: 5,6	81.43701.6793
							Axle load in tons [t]: 5,2	81.43701.6804
					27.45.037			81.43701.6790
		M33			27.36.396			81.43701.6841
					27.45.037			81.43701.6790
14.224 MLS 14.264 MLS	08.95 - 08.95 -	M32			27.37.007		Axle load in tons [t]: 5,6	81.43701.6793
							Axle load in tons [t]: 5,2	81.43701.6804
					27.45.037			81.43701.6790
MAN-BÜSSING								
UNL 22.320					27.45.001			81.43701.6177
					27.45.004			81.43701.6178
					27.45.005			81.43701.6418
TGA <i>03.00 -</i>								
18.280 LL 18.330 LL	02.01 - 08.01 02.01 - 08.01	H04						81.43701.6964
								81.43701.6897
					27.37.067			81.43701.6948
							Tipper	81.43701.6902
					27.41.448		Tipper light carriage/chassis	81.43701.6905
18.310 FLS, FLLS, FLLS/N, FLS-TS 18.360 FLS, FLLS, FLLS/N, FLS-TS 18.410 FLS-TS 18.460 FLS-TS 18.480 FLS, FLLS, FLLS/N, FLS-TS	04.00 - 04.00 - 09.02 - 09.02 - 09.02 -	H01					->03.2004 Axle load in tons [t]: 7,5	81.43701.6964
							->03.2004 Axle load in tons [t]: 8	81.43701.6897
							Axle load in tons [t]: 9	81.43701.6948
							Axle load in tons [t]: 9,5	81.43701.6905
18.410 FLS, FLLS, FLLS/N, FLS-TS	04.00 -	H05			27.37.067			81.43701.6902







MAN





	year of construction	model			Gerep number		information	original number			
TGA	03.00 -										
26.310 FNLC, FNLLC, FVLC, FNLLW	09.00 -	H17		i				81.43701.6964			
26.310 FPLS, FVLS, FNLS, FNLLS	12.00 -							81.43701.6897 81.43701.6948			
26.360 FDS, FDLS, FPLS, FNLS, FNLLS, FVLS	12.00 -				27.37.101			81.43701.6949 81.43701.6991			
26.360 FNLC, FNLLC, FNLLW, FVLC	09.00 -				27.37.067			81.43701.6902			
26.410 FNLC, FNLLC, FNLLW, FVLC	09.00 -				o				81.43701.6905		
26.410 FPLS, FVLS, FNLS, FNLLS						12.00 -	27.41.448			81.43701.6904	
26.460 FNLC, FNLLC, FNLLW						04.00 -	27.41.467			81.43701.6908	
26.460 FPLS, FVLS, FNLS, FNLLS						12.00 -				81.43701.6911	
26.480 FNLC, FNLLC, FVLC, FVLLW						09.02 -				81.43701.6912	
26.480 FNLS, FNLLS, FPLS, FVLS						09.02 -					
26.510 FNLC, FNLLC, FNLLW, FVLC	12.00 -										
26.510 FNLS, FNLLS, FPLS, FLS	12.00 -										
26.530 FNLC, FNLLC, FNLLW, FVLC	09.02 -										
26.530 FNLS, FNLLS, FVLS, FPLS	09.02 -										
28.310 FNLC	09.02 -	H86					i				81.43701.6964
28.310 FNLS	09.02 -										81.43701.6897 81.43701.6948
28.360 FNLC	09.02 -		27.37.101					81.43701.6949 81.43701.6991			
28.360 FNLS	09.02 -		27.37.067					81.43701.6902			
28.410 FNLC	09.02 -				o				81.43701.6905		
28.410 FNLS	09.02 -					27.41.448			81.43701.6904		
28.460 FNLC	09.02 -					27.41.467			81.43701.6908		
28.460 FNLS	09.02 -					27.41.448			81.43701.6904		
28.480 FNLC	09.02 -								81.43701.6911		
28.480 FNLS	09.02 -					27.41.467			81.43701.6908		
28.510 FNLC	09.02 -								81.43701.6912		
28.510 FNLS	09.02 -										
28.530 FNLC	09.02 -										
28.530 FNLS	09.02 -										
28.310 FNLLC	09.02 -	H86		o				81.43701.6905			
28.360 FNLLC	09.02 -				27.41.448			81.43701.6904			
28.410 FNLLC	09.02 -				27.41.467			81.43701.6908			
28.460 FNLLC	09.02 -				27.41.448			81.43701.6904			
28.480 FNLLC	09.02 -							81.43701.6911			
28.510 FNLLC	09.02 -				27.41.467			81.43701.6908			
28.530 FNLLC	09.02 -				81.43701.6912						

MAZDA

BONGO								
FPA	01.66 - 12.77			i				0187-34-700
FSA	01.66 - 12.77			o				0602-34-700A 0613-34-700 0662-34-700 0662-99-341 0706-34-700 2461-34-700



	MAZDA						
	year of construction	model			Gerep number		information

PICK UP





800 (SSA, BSA55, SPA, BP, BTA) 1000 (SSA, BSA55, SPA, BP, BTA) 1200 (SSA, BSA55, SPA, BP, BTA) 1300 (FA 2 T)	01.63 - 12.73							0187-34-700
	01.63 - 12.73							0602-34-700A
	12.75 - 12.80							0613-34-700
								0662-34-700
								0662-99-341
								0706-34-700
								2461-34-700
								0208-28-700
								0259-28-700
								0317-99-281
								0603-28-700
								0652-28-700
								0662-28-700
								0778-28-700
								0778-99-281
								1004-28-700
								1004-99-281
								1011-28-700
								1011-99-281
								3874-28-700
								56110-31-400
								56110-31-425
								56110-33-125
								56110-58-000
								56110-58-025
								56110-61-525
								56210-33-100

MERCEDES BENZ







100 Coffer (631)

D (631.332, 631.342)	12.90 - 02.96				27.11.071			631 320 16 30
					27.11.073		Charging from 2,8 t or 3,0 t	631 320 17 30
					27.11.074			631 320 09 31
					27.11.075		Charging from 2,8 t or 3,0 t	631 320 10 31





206

L 206 DG		605			27.11.009			603 320 02 30
					27.11.029			603 320 03 30
								603 320 00 31
								603 320 01 31

207

L 207		601			27.11.009			603 320 02 30
					27.11.029			603 320 03 30
L 207 D		601			27.11.030			603 320 00 31
								603 320 01 31
					27.21.035			601 320 02 30
								601 320 07 30
					27.11.015			601 320 02 30
								601 320 04 30
							601 320 04 31	
							601 320 12 31	
							602 320 05 31	
							602 320 08 31	

208

L 208 L 208 D		601			27.11.030			601 320 00 30
								601 320 07 30
					27.21.035			601 320 02 30
								601 320 04 30
							601 320 04 31	
							601 320 12 31	
							602 320 05 31	
							602 320 08 31	



MERCEDES BENZ

year of construction

model



Gerep number



information

original number

209

L 209 D		601		○ ○	27.11.030			601 320 00 30 601 320 07 30
					27.21.035			601 320 02 30 601 320 04 30
				○ ○	27.11.015			601 320 04 31 601 320 12 31
								602 320 05 31 602 320 08 31

210

L 210 L 210 D		601		○ ○	27.11.030			601 320 00 30 601 320 07 30
					27.21.035			601 320 02 30 601 320 04 30
				○ ○	27.11.015			601 320 04 31 601 320 12 31
								602 320 05 31 602 320 08 31

306

L 306 DG		606		○ ○	27.11.009			603 320 02 30 603 320 03 30
				○ ○	27.11.029			603 320 00 31 603 320 01 31

307

























L 307		606		○ ○	27.11.009			603 320 02 30 603 320 03 30
				○ ○	27.11.029			603 320 00 31 603 320 01 31
L 307 D		602, 606		○ ○	27.11.030			601 320 00 30 601 320 07 30
					27.21.035			601 320 02 30 601 320 04 30
				○ ○	27.11.014			602 320 04 31 602 320 06 31 602 320 12 31
								602 320 05 31 602 320 08 31

308

L 308 L 308 D		602		○ ○	27.11.030			601 320 00 30 601 320 07 30
					27.21.035			601 320 02 30 601 320 04 30
				○ ○	27.11.014			602 320 04 31 602 320 06 31 602 320 12 31
								602 320 05 31 602 320 08 31

309

L 309 D		602		○ ○	27.11.030			601 320 00 30 601 320 07 30
					27.21.035			601 320 02 30 601 320 04 30
				○ ○	27.11.014			602 320 04 31 602 320 06 31 602 320 12 31
								602 320 05 31 602 320 08 31

	MERCEDES BENZ							
	year of construction	model			Gerep number		information	original number
310								
L 310 L 310 D		602		○	27.11.030			601 320 00 30
					27.21.035			601 320 07 30
				○	27.11.014			601 320 02 30
								601 320 04 30
							602 320 04 31	
							602 320 06 31	
							602 320 12 31	
							602 320 05 31	
							602 320 08 31	
319								
L 319 B L 319 D				○	27.21.011			000 326 46 00
								001 326 79 00
				○	27.21.011			000 326 46 00
					001 326 79 00			
405								
L 405 D, Coffe/Combi L 405 D, light carriage/chassis	01.72 - 12.80 01.72 - 12.80			○	27.21.011			000 326 46 00
								001 326 79 00
				○	27.21.011			000 326 46 00
					001 326 79 00			
406								
L 406		309		○	27.21.008			001 326 53 00
					27.21.011			001 326 89 00
				○	27.21.008			000 326 46 00
					27.21.011			001 326 79 00
		310		○	27.21.020			001 326 53 00
					27.21.036			001 326 89 00
				○	27.21.020			001 326 57 00
					27.21.036			314 326 06 00
							001 326 77 00	
							003 323 45 00	
L 406 DG, Coffe/Combi L 406 DG, light carriage/chassis LK 406 DG	01.68 - 12.74 01.68 - 12.74	309.100-103 309.111-116 309.124-126 309.140/141 309144		○	27.21.068			001 326 54 00
								003 323 61 00
				○	27.21.068			001 326 54 00
					003 323 61 00			
LKO 406 DG		309.130-135		○	27.21.060			003 323 59 00
								003 323 60 00
				○	27.21.060			003 323 59 00
					003 323 60 00			
407								
407 D, light carriage/chassis 407 D, Coffe/Combi	07.81 - 01.89 07.81 - 01.89	611		○	27.11.149			611 320 03 30
								611 320 09 30
				○	27.21.073			611 320 00 31
					611 320 07 31			
L 407 D, Coffe/Combi L 407 D, light carriage/chassis LK 407 D	01.75 - 12.88 01.75 - 12.88	309.100-103 309.111-116 309.124-126 309.140/141 309144		○	27.21.068			001 326 54 00
								003 323 61 00
				○	27.21.068			001 326 54 00
					003 323 61 00			
LKO 407 D		309.130-135		○	27.21.060			003 323 59 00
								003 323 60 00
				○	27.21.060			003 323 59 00
					003 323 60 00			



MERCEDES BENZ

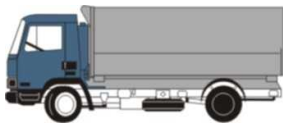



year of construction	model			Gerep number		information	original number
----------------------	-------	--	--	--------------	--	-------------	-----------------

408














L 408		309		○	27.21.008		001 326 53 00 001 326 89 00								
					27.21.011		000 326 46 00 001 326 79 00								
				○	27.21.008		001 326 53 00 001 326 89 00								
					27.21.011		000 326 46 00 001 326 79 00								
408 D, light carriage/chassis 408 D, Coffe/Combi	11.88 - 06.95 11.88 - 06.95	611.317/318 611.367/368		○	27.21.020		001 326 57 00 314 326 06 00								
					27.21.036		001 326 77 00 003 323 45 00								
				○	27.21.020		001 326 57 00 314 326 06 00								
					27.21.036		001 326 77 00 003 323 45 00								
L 408 DG, Coffe/Combi L 408 DG, light carriage/chassis L 408 G, 1990 ccm L 408 G, 2197 ccm, Coffe/Combi L 408 G, 2197 ccm, light carriage/chassis LKO 408 G LK 408 G, LK 409 LK 408 G, LK 409, LK 410, 66 kW LK 408 G, LK 409, LK 410, 70 kW	01.70 - 12.74 01.70 - 12.74	309.000-003 309.011-016		○	27.21.060		003 323 59 00 003 323 60 00								
					27.21.060		003 323 59 00 003 323 60 00								
	01.68 - 12.72 08.72 - 12.74	309.024-026 309.030-035 309.040/041 309044		○				003 323 59 00 003 323 60 00							
									08.72 - 12.74	309.300-303 309.311-316 309.324-326					
	01.68 - 12.74 01.75 - 08.82														
									08.82 - 09.83						
	LF 408 G	08.72 - 12.74	309050		○	27.21.060	Chass. 005094 - Chass. 526086	003 323 59 00 003 323 60 00							
						27.21.060	Chass. 005094 - Chass. 148036	003 323 59 00 003 323 60 00							
					○	27.21.068	Chass. 148037 - Chass. 526086	001 326 54 00 003 323 61 00							
						27.21.060	Chass. 526087->	003 323 59 00 003 323 60 00							
309.054/055				○					003 323 59 00 003 323 60 00						
309056 309059				○					003 323 59 00 003 323 60 00						

409

















409 D, light carriage/chassis 409 D, Coffe/Combi	04.82 - 01.89 04.82 - 01.89	611		○	27.11.149		611 320 03 30 611 320 09 30
					27.21.073		611 320 00 31 611 320 07 31
L 409		309		○	27.21.008		001 326 53 00 001 326 89 00
					27.21.011		000 326 46 00 001 326 79 00
				○	27.21.008		001 326 53 00 001 326 89 00
					27.21.011		000 326 46 00 001 326 79 00

	MERCEDES BENZ						
	year of construction	model			Gerep number		information





409

L 409, 66 kW, light carriage/chassis	01.75 - 08.82	309.000-003			27.21.060			003 323 59 00	
								003 323 60 00	
L 409, 66 kW, Coffer/Combi LKO 409	01.75 - 08.82	309.024-026			27.21.060			003 323 59 00	
		309.030-035						003 323 60 00	
LF 409 G	01.75 - 08.82	309050			27.21.060		Chass. 005094->	003 323 59 00	
									003 323 60 00
					27.21.060		Chass. 005094 - Chass. 148036		003 323 59 00
					27.21.068		Chass. 148037 - Chass. 526086		003 323 60 00
					27.21.060		Chass. 526087->	001 326 54 00	
								003 323 61 00	
					27.21.060		Chass. 526087->	003 323 59 00	
								003 323 60 00	
			309056			27.21.060		Chass. 148037 - Chass. 275292	003 323 59 00
			309059					003 323 60 00	
					27.21.068		Chass. 275293 - Chass. 526086	001 326 54 00	
							003 323 61 00		
					27.21.068		Chass. 148037 - Chass. 185439	001 326 54 00	
								003 323 61 00	
					27.21.060		Chass. 185440 - Chass. 275292	003 323 59 00	
								003 323 60 00	
					27.21.068		Chass. 275293 - Chass. 526086	001 326 54 00	
								003 323 61 00	





410

410, light carriage/chassis	08.82 - 06.95	611.017/018			27.11.149			611 320 03 30	
								611 320 09 30	
410, Coffer/Combi	08.82 - 06.95	611.067/068							
410 D, light carriage/chassis	11.88 - 06.95	611.417/418			27.21.073			611 320 00 31	
410 D, Coffer/Combi	11.88 - 06.95	611.467/468						611 320 07 31	
L 410, Coffer/Combi	08.82 - 12.88	309000			27.21.060			003 323 59 00	
								003 323 60 00	
L 410, light carriage/chassis	08.82 - 12.88	309002			27.21.060			003 323 59 00	
		309.011-016						003 323 60 00	
		309.024-026							
LF 410		309050			27.21.060		Chass. 005094->	003 323 59 00	
									003 323 60 00
					27.21.060		Chass. 005094 - Chass. 148036		003 323 59 00
					27.21.068		Chass. 148037 - Chass. 526086		003 323 60 00
								001 326 54 00	
								003 323 61 00	
						27.21.060	Chass. 526087->	003 323 59 00	
								003 323 60 00	
			309056			27.21.060		Chass. 148037 - Chass. 275292	003 323 59 00
			309059					003 323 60 00	
					27.21.068		Chass. 275293 - Chass. 526086	001 326 54 00	
								003 323 61 00	
					27.21.068		Chass. 148037 - Chass. 185439	001 326 54 00	
								003 323 61 00	
					27.21.060		Chass. 185440 - Chass. 275292	003 323 59 00	
								003 323 60 00	
					27.21.068		Chass. 275293 - Chass. 526086	001 326 54 00	
								003 323 61 00	

507

507 D, Coffer/Combi	04.86 - 04.89	667.301/302			27.21.120			004 323 87 00
								005 323 08 00
507 D, light carriage/chassis	04.86 - 04.89	667.341/342						
								004 323 88 00
507 DK	04.86 - 04.89	667.361/362			27.21.166			004 323 89 00
					27.21.108			004 326 06 00

508

508 D, Coffer/Combi	03.89 - 12.94	667.361/362			27.21.120			004 323 87 00
					27.21.166			004 323 88 00
								004 323 89 00
					27.21.108			004 326 06 00



MERCEDES BENZ

year of construction	model			Gerep number		information	original number
----------------------	-------	--	--	--------------	--	-------------	-----------------

508





508 D, Tipper	03.89 - 12.94	667.301/302		○	27.21.120		004 323 87 00 005 323 08 00
					27.21.166		004 323 88 00 004 323 89 00
				○	27.21.108		004 326 06 00
L 508 DG, Coffe/Combi	01.70 - 12.88	309.411-416 309.424-427 309429		○	27.21.060		003 323 59 00 003 323 60 00
					27.21.060		003 323 59 00 003 323 60 00
		310		○	27.21.020		001 326 57 00 314 326 06 00
					27.21.036		001 326 77 00 003 323 45 00
			○	27.21.020		001 326 57 00 314 326 06 00	
				27.21.036		001 326 77 00 003 323 45 00	
L 508 DG, light carriage/chassis LF 508 D LK 508 DG LKO 508 DG	01.70 - 12.88	309.400-405 309.430-433 309435		○	27.21.060		003 323 59 00 003 323 60 00
					27.21.060		003 323 59 00 003 323 60 00
		309.440-442 309.444/445 310350		○	27.21.060		003 323 59 00 003 323 60 00

510

















510, Coffe/Combi 510, light carriage/chassis	04.86 - 12.94 04.86 - 12.94	667.001/002 667.061/062		○	27.21.120		004 323 87 00 005 323 08 00
					27.21.166		004 323 88 00 004 323 89 00
				○	27.21.108		004 326 06 00

608















L 608 D, Coffe/Combi L 608 D, light carriage/chassis	01.70 - 12.88 01.70 - 12.88	310.000-305 310.311-316 310.324-327 310329 310.400-405 310.424-427 310429		○	27.21.060		003 323 59 00 003 323 60 00
					27.21.060		003 323 59 00 003 323 60 00
			LF 608 D LK 608 D		310.340-345 310350 310.440-445		○
27.21.060		003 323 59 00 003 323 60 00					
LP 608,LPL 608	09.63 - 12.84	314.051-053 314.055-060		○	27.22.001	->Chass. 4282707	314 323 03 00 314 323 07 00
					27.21.026	Chass. 4282708->	314 323 08 00 314 323 09 00
				○	27.21.020		001 326 57 00 314 326 06 00
		314.251-253		○	27.21.026		314 323 08 00 314 323 09 00
					27.36.070		318 326 00 00 318 326 05 00
		314820		○	27.22.001		314 323 03 00 314 323 07 00
					27.36.070		318 326 00 00 318 326 05 00
LPK 608 LPKF 608	10.69 - 10.77 09.63 - 12.84	314072 314.081-083		○	27.22.001	->Chass. 4282707	314 323 03 00 314 323 07 00
					27.21.026	Chass. 4282708->	314 323 08 00 314 323 09 00
				○	27.21.020		001 326 57 00 314 326 06 00

	MERCEDES BENZ						
	year of construction	model			Gerep number		information









608

LPKO 608	02.66 - 07.77	314077			27.22.001		->Chass. 4282707	314 323 03 00 314 323 07 00
					27.21.026		Chass. 4282708->	314 323 08 00 314 323 09 00
					27.21.020			001 326 57 00 314 326 06 00
LPS 608,LPLS 608	09.63 - 12.84	314.062/063			27.22.001		->Chass. 4282707	314 323 03 00 314 323 07 00
					27.21.026		Chass. 4282708->	314 323 08 00 314 323 09 00
					27.21.020			001 326 57 00 314 326 06 00
		314263			27.21.026			314 323 08 00 314 323 09 00
					27.36.070			318 326 00 00 318 326 05 00
LT 608 D		310100			27.21.060			003 323 59 00 003 323 60 00















609

609 D, 63-66 kW, Coffer/Combi	04.86 - 12.94	668.061-063			27.21.166			004 323 88 00 004 323 89 00
						27.21.109		->02.1987
							27.36.319	
609 D, 63-66 kW, light carriage/chassis 609 DK	04.86 - 12.94	668.001-003 668.041/042			27.21.166			004 323 88 00 004 323 89 00
						27.21.109		->02.1987
	04.86 - 12.94				27.36.319		03.1987->	004 326 13 00
609 D, 77 kW, Coffer/Combi	06.94 - 12.94	668.061-063					comfort model	004 326 67 00
609 D, 77 kW, light carriage/chassis	06.94 - 12.94	668.001-003			27.21.166			004 323 88 00 004 323 89 00
						27.36.319		03.1987->

613

L 613 D, Coffer/Combi	04.77 - 12.88	310510 313424 313427 313429			27.21.020			001 326 57 00 314 326 06 00		
						27.21.036			001 326 77 00 003 323 45 00	
					27.21.020			001 326 57 00 314 326 06 00		
							27.21.036			001 326 77 00 003 323 45 00
L 613 D, light carriage/chassis	04.77 - 12.88	313402 313404			27.21.060			003 323 59 00 003 323 60 00		
						27.21.060			003 323 59 00 003 323 60 00	

709

709	03.84 - 12.98	673.001-003						006 323 28 00 674 323 03 00		
						27.36.073		->Chass. 181929	005 326 29 00 673 326 13 00	
							27.36.073		->Chass. K181929	005 326 36 00 673 326 14 00
							27.36.073		Chass. K181930->	005 326 36 00 673 326 14 00
709 D, Coffer/Combi 709 D, light carriage/chassis	04.86 - 12.94	669.000-003 669041 669.061-063			27.21.166			004 323 88 00 004 323 89 00		
						27.21.109		->02.1987	004 326 07 00	
	04.86 - 12.94		669063					27.36.319	03.1987->	004 326 13 00
709 DK	04.86 - 12.94	669.041/042			27.21.166			004 323 88 00 004 323 89 00		
						27.21.109		->02.1987	004 326 07 00	
							27.36.319		03.1987->	004 326 13 00



MERCEDES BENZ

year of construction	model			Gerep number		information	original number
----------------------	-------	--	--	--------------	--	-------------	-----------------

709

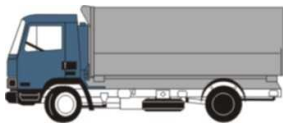



709 K	03.84 - 10.90	673040				->Chass. 181929	006 323 28 00 674 323 03 00			
					27.31.291	Chass. 181930->	004 323 33 00 004 323 71 00			
					27.46.025	->Chass. 181929	005 326 46 00 675 326 07 00			
					27.36.073	->Chass. K181929	005 326 36 00 673 326 14 00			
					27.36.077	Chass. K181930->	006 323 30 00 675 323 07 00			
LP 709,LPL 709	09.63 - 12.84	314.051-053 314.055-060			27.22.001	->Chass. 4282707	314 323 03 00 314 323 07 00			
						27.21.026	Chass. 4282708->	314 323 08 00 314 323 09 00		
					27.21.020		001 326 57 00 314 326 06 00			
					314.251-253			27.21.026		314 323 08 00 314 323 09 00
								27.36.070		318 326 00 00 318 326 05 00
LPK 709	11.77 - 12.84	314072			27.22.001	->Chass. 4282707	314 323 03 00 314 323 07 00			
						27.21.026	Chass. 4282708->	314 323 08 00 314 323 09 00		
					27.21.020		001 326 57 00 314 326 06 00			
LPKF 709 LPKO 709	11.77 - 12.84	314077 314.081-083			27.22.001	->Chass. 4282707	314 323 03 00 314 323 07 00			
						27.21.026	Chass. 4282708->	314 323 08 00 314 323 09 00		
					27.21.020		001 326 57 00 314 326 06 00			
LPS 709,LPLS 709	09.63 - 12.84	314063			27.22.001	->Chass. 4282707	314 323 03 00 314 323 07 00			
						27.21.026	Chass. 4282708->	314 323 08 00 314 323 09 00		
					27.21.020		001 326 57 00 314 326 06 00			
		314263			27.21.026		314 323 08 00 314 323 09 00			
					27.36.070		318 326 00 00 318 326 05 00			

710























710 L,LK,LP,LPS	03.62 -	323					000 323 74 00
710 LS,LF,LPF,LPN	03.62 -						000 323 98 00

711

































711, 77 kW 711, 90 kW	03.94 - 12.98 03.96 - 12.98	673.006-008 673.306-308					006 323 28 00 674 323 03 00
						27.36.073	
711 D, Coffe/Combi	04.86 - 12.94	669.361/362				comfort model	004 326 67 00
							for ambulance comfort model
		669.361-363			27.21.166		004 323 88 00 004 323 89 00
					27.21.109 27.36.319	->02.1987 03.1987->	004 326 07 00 004 326 13 00
711 D, light carriage/chassis	04.86 - 12.94	669.302/303			27.21.166		004 323 88 00 004 323 89 00
						27.21.109 27.36.319	->02.1987 03.1987->
							comfort model

	MERCEDES BENZ						
	year of construction	model			Gerep number		information



808

LP 808,LPL 808	09.63 - 12.84	314820 314830 316.051-053			27.22.001			314 323 03 00 314 323 07 00
					27.36.070			318 326 00 00 318 326 05 00
		316.051-053			27.21.026		Chass. 4282708->	314 323 08 00 314 323 09 00
					27.21.020			001 326 57 00 314 326 06 00
LPK 808 LPKF 808	10.69 - 10.77	316072 316.081-083			27.22.001		->Chass. 4282707	314 323 03 00 314 323 07 00
	10.69 - 10.77				27.21.026		Chass. 4282708->	314 323 08 00 314 323 09 00
					27.21.020			001 326 57 00 314 326 06 00
LPL 808		316.251-253			27.21.026			314 323 08 00 314 323 09 00
					27.36.070			318 326 00 00 318 326 05 00
					27.22.001			314 323 03 00 314 323 07 00
					27.36.070			318 326 00 00 318 326 05 00











809

809 809 K	03.84 - 12.98	673.010-014 673042						006 323 28 00 674 323 03 00
	03.84 - 12.98				27.36.073		->Chass. K181929	005 326 29 00 673 326 13 00
					27.36.073		->Chass. K181929	005 326 36 00 673 326 14 00
					27.36.073		Chass. K181930->	005 326 36 00 673 326 14 00
809 D, Coffe/Combi 809 D, light carriage/chassis 809 DK	04.86 - 12.94	670.001-003 670.041/042 670.061-063			27.21.166			004 323 88 00 004 323 89 00
	04.86 - 12.94				27.21.109		->02.1987	004 326 07 00
	04.86 - 12.94				27.36.319		03.1987->	004 326 13 00
809 DT	04.86 - 12.94	670199			27.36.319		004 326 13 00	
LP 809,LPL 809	09.63 - 12.84	316.051-054 316.251-253			27.22.001		->Chass. 4282707	314 323 03 00 314 323 07 00
					27.21.026		Chass. 4282708->	314 323 08 00 314 323 09 00
					27.21.020			001 326 57 00 314 326 06 00
		316.251-253			27.21.026			314 323 08 00 314 323 09 00
					27.36.070			318 326 00 00 318 326 05 00
LPK 809	11.77 - 12.84	316072			27.22.001		->Chass. 4282707	314 323 03 00 314 323 07 00
					27.21.026		Chass. 4282708->	314 323 08 00 314 323 09 00
					27.21.020			001 326 57 00 314 326 06 00

810

810 LPS	01.67 -	353			27.46.026			001 326 46 00 345 326 75 00
---------	---------	-----	---	---	-----------	--	--	--------------------------------

811

811, 77 kW 811, 90 kW	03.94 - 12.98	673.015-019 673046						006 323 28 00 674 323 03 00
	03.94 - 12.98				27.36.073			005 326 36 00 673 326 14 00
811 K, 77 kW 811 K, 90 kW	03.94 - 12.98	673.315-319 673346			27.21.166			004 323 88 00 004 323 89 00
	03.96 - 12.98				27.21.109		->02.1987	004 326 07 00
811 D, Coffe/Combi 811 D, light carriage/chassis	04.86 - 12.94	670.302/303 670.362/363			27.36.319		03.1987->	004 326 13 00



MERCEDES BENZ

year of construction	model			Gerep number		information	original number
----------------------	-------	--	--	--------------	--	-------------	-----------------

811





















811 DK	04.86 - 12.94	670.341/342			27.21.166		Chass. 813315->	004 323 88 00 004 323 89 00
					27.36.319		Chass. 813315->	004 326 13 00
LP 811 LPK 811 LPO 811 LPS 811	10.69 - 02.73	318.051-053 318.065-067 318070 318072			27.22.001		->Chass. 4282707	314 323 03 00 314 323 07 00
					27.21.026		Chass. 4282708->	314 323 08 00 314 323 09 00
					27.36.070			318 326 00 00 318 326 05 00
					27.36.070			318 326 00 00 318 326 05 00

813

LP 813,LPL 813	09.63 - 12.84	318.051-054			27.22.001		Chass. 832830 - Chass. 4282707	314 323 03 00 314 323 07 00
					27.21.026		Chass. 4282708->	314 323 08 00 314 323 09 00
					27.36.070		Chass. 832830->	318 326 00 00 318 326 05 00
		318.251-254			27.21.027			318 323 03 00 318 323 04 00
					27.36.070			318 326 00 00 318 326 05 00
					27.36.070			318 326 00 00 318 326 05 00
LPK 813 LPO 813	03.73 - 12.84	318.065-067 318072			27.22.001		Chass. 832830 - Chass. 4282707	314 323 03 00 314 323 07 00
					27.21.026		Chass. 4282708->	314 323 08 00 314 323 09 00
					27.36.070		Chass. 832830->	318 326 00 00 318 326 05 00
LPS 813,LPLS 813	09.63 - 12.84	318070 318.251/252 318254 318270			27.22.001		->Chass. 4282707	314 323 03 00 314 323 07 00
					27.21.026		Chass. 4282708->	314 323 08 00 314 323 09 00
		318270			27.21.027			318 323 03 00 318 323 04 00
					27.36.070			318 326 00 00 318 326 05 00

814

814 D, Coffe/Combi	11.87 - 12.94	670.364-366			27.36.163		->Chass. 813314	005 323 59 00 005 323 63 00
					27.36.059			003 323 67 00 004 323 68 00
					27.21.166			004 323 88 00 004 323 89 00
					27.21.109		->Chass. 813314	004 326 07 00
					27.36.319		Chass. 813315->	004 326 13 00
							comfort model	004 326 67 00
814 D, light carriage/chassis	11.87 - 12.94	670.312/313			27.36.059		->Chass. 813314	003 323 67 00 004 323 68 00
					27.36.163		Chass. 813315->	005 323 59 00 005 323 63 00
					27.21.166			004 323 88 00 004 323 89 00
					27.21.109		->Chass. 813314	004 326 07 00
					27.36.319		Chass. 813315->	004 326 13 00
					27.47.031			003 326 14 00 617 326 00 00
							comfort model	004 326 67 00
814 DA, Coffe/Combi	11.87 - 12.94	670.464/465			27.21.166		->Chass. P108935	004 323 88 00 004 323 89 00

	MERCEDES BENZ									
	year of construction	model			Gerep number		information	original number		
814 DA, light carriage/chassis	11.87 - 12.94	670.411/412		○	27.21.166		->Chass. P108935	004 323 88 00 004 323 89 00		
					27.31.291		->Chass. P108935	004 323 33 00 004 323 71 00		
					27.36.163		->Chass. P108935	005 323 59 00 005 323 63 00		
				○	27.47.007		Chass. P108936->	001 326 96 00 385 326 02 00		
814 F, 103 kW	03.94 - 12.98	674.085-087		○			006 323 13 00 674 323 07 00			
814 F, 100 kW	03.96 - 12.98	674.385-387								
814 F, 95-100 kW	05.86 - 12.98	674.080-082		○			->Chass. 5334230	006 323 28 00 674 323 03 00		
								006 323 13 00 674 323 07 00		
						○	27.36.073		->Chass. 5334230	005 326 29 00 673 326 13 00
						○	27.36.077		->Chass. K181929	006 323 30 00 675 323 07 00
						Chass. K181930 - Chass. 5502947	006 323 28 00 674 323 03 00			
				27.36.077		Chass. 5502948->	006 323 30 00 675 323 07 00			
			○	27.36.073		->Chass. K181929	005 326 29 00 673 326 13 00			
				27.36.073		->Chass. K181929	005 326 36 00 673 326 14 00			
				27.36.073		Chass. K181930->	005 326 36 00 673 326 14 00			
814 K, 103 kW	03.94 - 12.98	674046		○				006 323 28 00 674 323 03 00		
						○	27.36.073			005 326 29 00 673 326 13 00
							27.36.073			005 326 36 00 673 326 14 00
814 K, 95-100 kW	03.84 - 12.98	674042		○			->Chass. K181929	003 323 32 00 006 323 09 00		
							27.36.079		->Chass. K181929	005 323 40 00 005 323 41 00
							27.36.373		Chass. K181930->	004 326 64 00 004 326 65 00
										006 323 28 00 674 323 03 00
							27.36.077		special designed model	006 323 30 00 675 323 07 00
						○	27.36.073		->Chass. K181929	005 326 29 00 673 326 13 00
							27.36.073		->Chass. K181929	005 326 36 00 673 326 14 00
							27.36.073		Chass. K181930->	005 326 36 00 673 326 14 00
814 K, 100 kW	03.96 - 12.98	674346		○				006 323 28 00 674 323 03 00		
						○	27.36.073			005 326 36 00 673 326 14 00
814 S, 95-100 kW	03.84 - 12.98	674052		○		●○	->Chass. K181929	005 323 67 00 005 323 69 00		
							27.46.093	○●	Chass. K181930->	003 326 38 00 004 326 02 00
										006 323 28 00 674 323 03 00
							27.46.119	○●		005 323 51 00 005 323 54 00
						○	27.36.073		special designed model	005 326 36 00 673 326 14 00
814 S, 100 kW	03.96 - 12.98	674356		○			006 323 28 00 674 323 03 00			



MERCEDES BENZ











































year of construction	model			Gerep number		information	original number
----------------------	-------	--	--	--------------	--	-------------	-----------------

814

814,814 L	01.84 - 12.98	674018			27.36.375			004 323 44 00 006 323 07 00	
					27.36.073			005 326 36 00 673 326 14 00	
		674.217-219							006 323 28 00 674 323 03 00
					27.36.073				005 326 42 00 674 326 12 00
					27.36.073				005 326 36 00 673 326 14 00
									005 326 36 00 673 326 14 00
814,814L, 95-100 kW	01.84 - 12.98	674.010/011			27.36.163		->Chass. K181929	005 323 59 00 005 323 63 00	
					27.31.119	●○	->Chass. K181929	003 323 98 00 003 323 99 00	
						●○	Chass. K181930->	005 323 67 00 005 323 69 00	
		674.010-014							006 323 28 00 674 323 03 00
					27.36.077			special designed model	006 323 30 00 675 323 07 00
					27.36.073			->Chass. K181930	005 326 29 00 673 326 13 00
					27.36.073			->Chass. K181930	005 326 36 00 673 326 14 00
					27.36.073			Chass. K181930->	005 326 36 00 673 326 14 00
									005 326 36 00 673 326 14 00
		674.212-214			27.46.093	○●	->Chass. K181929		003 326 38 00 004 326 02 00
					27.46.119	○●	Chass. K181930->		005 323 51 00 005 323 54 00
					27.31.119	●○	Chass. K181930->		003 323 98 00 003 323 99 00
									006 323 28 00 674 323 03 00
					27.36.307			->Chass. K181929	005 323 18 00
					27.36.073			Chass. K181930->	005 326 36 00 673 326 14 00
						005 326 42 00 674 326 12 00			
814,814L, 100 kW	01.84 - 12.98	674.315-319						006 323 28 00 674 323 03 00	
					27.36.073			005 326 36 00 673 326 14 00	
		674.417-419			27.36.073			005 326 42 00 674 326 12 00	

817

817 F, 116-125 kW	03.84 - 12.98	676.080-082					->Chass. 5334230	006 323 28 00 674 323 03 00	
						●○	->Chass. 5334230	005 323 67 00 005 323 69 00	
					27.46.093	○●	Chass. 5334231->		003 326 38 00 004 326 02 00
					27.31.119	●○	Chass. 5334231->		003 323 98 00 003 323 99 00
					27.36.307			->Chass. 5334230	005 323 18 00
		676.080-085					006 323 13 00 674 323 07 00		
817 F, 125 kW	03.96 - 12.98	676.383-385						006 323 13 00 674 323 07 00	

	MERCEDES BENZ								
	year of construction	model			Gerep number		information	original number	
817 K, 116-125 kW	01.86 - 12.98	676040				●○		005 323 67 00 005 323 69 00	
					27.46.119	○●		005 323 51 00 005 323 54 00	
			27.31.119	●○		003 323 98 00 003 323 99 00			
						27.36.307			005 323 18 00
			676040 676046						006 323 28 00 674 323 03 00
						27.36.073			005 326 36 00 673 326 14 00
817 K, 125 kW	03.96 - 12.98	676346						006 323 28 00 674 323 03 00	
							27.36.073		
817 LS	01.86 -	676.252/253			27.36.077			006 323 30 00 675 323 07 00	
						●○		005 323 67 00 005 323 69 00	
					27.46.093	○●		003 326 38 00 004 326 02 00	
					27.31.119	●○		003 323 98 00 003 323 99 00	
					27.46.025			005 326 46 00 675 326 07 00	
817 S,817 LS, 116-125 kW	01.84 - 12.98	676.050/051			27.31.119	●○		003 323 98 00 003 323 99 00	
						●○		005 323 67 00 005 323 69 00	
			27.46.119	○●		005 323 51 00 005 323 54 00			
						27.36.307			005 323 18 00
			676.050/051/ 060						006 323 28 00 674 323 03 00
			676.250/251			27.46.093	○●		003 326 38 00 004 326 02 00
			676.250/251/ 258						006 323 28 00 674 323 03 00
							27.36.073		
							27.36.073		
817 S,817 LS, 125 kW	01.84 - 12.98	676360						006 323 28 00 674 323 03 00	
								006 323 28 00 674 323 03 00	
		676458							006 323 28 00 674 323 03 00
							27.36.073		
				27.36.073			005 326 36 00 673 326 14 00		



MERCEDES BENZ

year of construction	model			Gerep number		information	original number
----------------------	-------	--	--	--------------	--	-------------	-----------------

817

817,817 L, 116-125 kW	01.84 - 12.98	676.001-004 676.066-069					006 323 28 00 674 323 03 00		
					27.36.073		005 326 36 00 673 326 14 00		
		676.201-204			27.46.093	○●		003 326 38 00 004 326 02 00	
					27.46.119	○●		005 323 51 00 005 323 54 00	
					27.31.119	●○		003 323 98 00 003 323 99 00	
		676.201-204 676.206-209						006 323 28 00 674 323 03 00	
					27.36.073			005 326 42 00 674 326 12 00	
					27.36.073			005 326 36 00 673 326 14 00	
		817,817 L, 125 kW	03.96 - 12.98	676.366-369					006 323 28 00 674 323 03 00
							27.36.073		005 326 36 00 673 326 14 00
676.406-409								006 323 28 00 674 323 03 00	
					27.36.073			005 326 42 00 674 326 12 00	
					27.36.073			005 326 36 00 673 326 14 00	
					27.36.073			005 326 36 00 673 326 14 00	

911

911 B L,LK,LF,LKO	01.61 -	353			27.36.014		001 323 75 00 004 323 74 00
					27.46.012		special designed model 001 326 32 00 001 326 75 00 003 326 98 00
911 B LA,LAK,LAKO	01.61 -	353			27.36.060		001 323 34 00 004 323 62 00
							special designed model 001 326 33 00 001 326 66 00
					27.46.026		001 326 46 00 345 326 75 00
911 B LAF	01.61 -	353116 353119			27.36.060		001 323 34 00 004 323 62 00
							special designed model 001 326 33 00 001 326 66 00
					27.46.026		001 326 46 00 345 326 75 00
911 B LAS		353.114/115			27.36.060		001 323 34 00 004 323 62 00
							->Chass. 691430 001 326 33 00 001 326 66 00
					27.46.026		Chass. 691431-> 001 326 46 00 345 326 75 00
911 B LS	01.61 -	353			27.36.014		001 323 75 00 004 323 74 00
					27.46.026		001 326 46 00 345 326 75 00
911 L,LP,LK	01.61 -	328					000 323 74 00 000 323 98 00
LP 911 B	01.67 - 03.77	353			27.46.012		special designed model 001 326 32 00 001 326 75 00 003 326 98 00
LPS 911 B	01.67 - 03.77	353			27.46.026		001 326 46 00 345 326 75 00



MERCEDES BENZ

year of construction	model			Gerep number		information	original number
----------------------	-------	--	--	--------------	--	-------------	-----------------

913

913 L,LS,LK,LF,LKO		353			27.36.014		001 323 75 00 004 323 74 00	
						27.46.012	special designed model	001 326 32 00 001 326 75 00 003 326 98 00
						27.46.026		001 326 46 00 345 326 75 00
LP 913,LPL 913	09.63 - 12.84	318.056-059 318.256-258			27.22.001	->Chass. 4282707	314 323 03 00 314 323 07 00	
					27.21.026	Chass. 4282708->	314 323 08 00 314 323 09 00	
		318.256-258			27.36.070		318 326 00 00 318 326 05 00	
					27.21.027		318 323 03 00 318 323 04 00	
LPK 913	01.67 - 12.84	318092			27.22.001	->Chass. 4282707	314 323 03 00 314 323 07 00	
					27.21.026	Chass. 4282708->	314 323 08 00 314 323 09 00	
						27.36.070		318 326 00 00 318 326 05 00
LPS 913	10.69 - 12.84	318070 318090			27.22.001	->Chass. 4282707	314 323 03 00 314 323 07 00	
					27.21.026	Chass. 4282708->	314 323 08 00 314 323 09 00	
		318090			27.22.001	->Chass. 4282707	314 323 03 00 314 323 07 00	
					27.21.026	Chass. 4282708->	314 323 08 00 314 323 09 00	
					27.36.070		318 326 00 00 318 326 05 00	
					27.36.070		318 326 00 00 318 326 05 00	

914

914	03.84 - 12.98	674.021-024				Chass. K181930->	006 323 28 00 674 323 03 00		
						Chass. K181930->	003 323 66 00 004 323 67 00		
					27.36.077	special designed model	006 323 30 00 675 323 07 00		
							27.36.073	->Chass. K181929	005 326 29 00 673 326 13 00
							27.36.073	->Chass. K181929	005 326 36 00 673 326 14 00
							27.36.073	Chass. K181930->	005 326 36 00 673 326 14 00
914 AK, 95-100 kW 914 AK, 125 kW	02.87 - 12.98 02.87 - 12.98	674.144/145					006 323 22 00		
					27.46.093	○●	003 326 38 00 004 326 02 00		
					27.46.119	○●	005 323 51 00 005 323 54 00		



MERCEDES BENZ

year of construction	model			Gerep number		information	original number
----------------------	-------	--	--	--------------	--	-------------	-----------------

914































































914 K	03.84 - 12.98	674044		○ ○		●○ ->Chass. K181929	005 323 67 00 005 323 69 00
					27.46.119	○● ->Chass. K181929	005 323 51 00 005 323 54 00
					27.46.093	○● Chass. K181930->	003 326 38 00 004 326 02 00
					27.31.119	●○ Chass. K181930->	003 323 98 00 003 323 99 00
							006 323 28 00 674 323 03 00
					27.36.077	special designed model	006 323 30 00 675 323 07 00
				○ ○	27.36.073	->Chass. K181929	005 326 29 00 673 326 13 00
					27.36.073	->Chass. K181929	005 326 36 00 673 326 14 00
					27.36.073	Chass. K181930->	005 326 36 00 673 326 14 00
914 KO	01.87 - 12.98	674090		○ ○		●○ ->Chass. K181929	005 323 67 00 005 323 69 00
					27.46.119	○● ->Chass. K181929	005 323 51 00 005 323 54 00
					27.36.077	Chass. 5502948 - Chass. K181929	006 323 30 00 675 323 07 00
						Chass. K181930 - Chass. 5502947	006 323 28 00 674 323 03 00
					27.46.093	○● Chass. K181930->	003 326 38 00 004 326 02 00
					27.31.119	●○ Chass. K181930->	003 323 98 00 003 323 99 00
				○ ○	27.36.073	->Chass. K181929	005 326 29 00 673 326 13 00
					27.36.073	->Chass. K181929	005 326 36 00 673 326 14 00
					27.36.073	Chass. K181930->	005 326 36 00 673 326 14 00

917

917, 5958 ccm 917, 4249 ccm	03.94 - 12.98	676.006-009		○ ○			006 323 28 00 674 323 03 00
	03.96 - 12.98	676041					
917 K, 5958 ccm 917 K, 4249 ccm	03.94 - 12.98	676.306-309		○ ○	27.36.073		005 326 36 00 673 326 14 00
	03.96 - 12.98	676341					
917 AF 917 AK	02.87 - 12.98	676.144/145 676.182-185 676.195-198		○ ○			006 323 22 00
917 KO, 5958 ccm 917 KO, 4249 ccm	03.94 - 12.98	676090		○ ○	27.36.077		006 323 30 00 675 323 07 00
	03.96 - 12.98	676390			27.36.073		

1013

1013 1013 K 1013 KO	02.76 - 12.84	380.002-005		○ ○	27.36.376		001 323 11 00 004 323 65 00		
	02.76 - 12.84	380.007/008							
	02.76 - 12.84	380040 380.060/061				1 ○	27.32.040		002 326 46 00 385 326 01 00
1013 A 1013 AK	02.76 - 12.86 02.76 - 12.84	380.102-104 380140		○ ○	27.31.291		004 323 33 00 004 323 71 00		
						1 ○	27.47.007		001 326 96 00 385 326 02 00
1013 LPL		318552 318.556/557		○ ○	27.21.026		314 323 08 00 314 323 09 00		
						1 ○	27.22.001	special designed model	314 323 03 00 314 323 07 00
						○ ○	27.36.070		318 326 00 00 318 326 05 00
1013 LPS	01.67 -	658.064/065		○ ○	27.46.026		001 326 46 00 345 326 75 00		

	MERCEDES BENZ								
	year of construction	model			Gerep number		information	original number	
1013									
1013 S	02.76 - 12.84	380050						001 323 03 00 004 323 55 00	
					27.47.008		Chass. 4306945->	002 326 71 00 381 326 02 00	
		380053							001 323 03 00 004 323 55 00
					27.47.008				002 326 71 00 381 326 02 00
LP 1013, LPL 1013	11.76 - 12.84	318.351-354			27.21.027			318 323 03 00 318 323 04 00	
					27.36.070			318 326 00 00 318 326 05 00	
		318.551/552			27.21.026			314 323 08 00 314 323 09 00	
					27.22.001		special designed model	314 323 03 00 314 323 07 00	
					27.36.070			318 326 00 00 318 326 05 00	
LPK 1013	11.76 - 12.84	318372			27.21.027			318 323 03 00 318 323 04 00	
					27.36.070			318 326 00 00 318 326 05 00	
1017									
1017 1017 K	11.75 - 02.91 02.76 - 12.84	380.012-015 380.017/018 380043			27.36.376			001 323 11 00 004 323 65 00	
					27.32.040			002 326 46 00 385 326 01 00	
1017 A	11.75 - 02.91	380.112/113					for vehicle with reinforced front spring	003 323 22 00 003 323 23 00	
					27.31.291			004 323 33 00 004 323 71 00	
				27.47.007			001 326 96 00 385 326 02 00		
1017 AF	11.75 - 09.85	380.180/181					Chass. 4208331->	003 323 22 00 003 323 23 00	
					27.31.291			004 323 33 00 004 323 71 00	
				27.47.007		->Chass. 4208330	001 326 96 00 385 326 02 00		
1017 AK 1017 AS	02.76 - 12.84 04.77 - 09.85	380143 380151			27.31.291			004 323 33 00 004 323 71 00	
					27.47.007			001 326 96 00 385 326 02 00	
1017 KO,1017 F	08.73 - 09.96	380.065-066			27.36.376			001 323 11 00 004 323 65 00	
					27.32.040			002 326 46 00 385 326 01 00	
		380.080/081			27.36.376		->Chass. 4208330	001 323 11 00 004 323 65 00	
					27.32.040		->Chass. 4208330	002 326 46 00 385 326 01 00	
1017 S,1017 LS	08.73 - 09.96	380.051/052						001 323 03 00 004 323 55 00	
					27.47.008		Chass. 4306945->	002 326 71 00 381 326 02 00	
		380.251/252			27.36.376			001 323 11 00 004 323 65 00	
					27.37.011			002 323 25 00 385 326 00 00	



MERCEDES BENZ

year of construction	model			Gerep number		information	original number
----------------------	-------	--	--	--------------	--	-------------	-----------------

1019





1019 AF, 141-141 kW 1019 AF, 144 kW	01.79 - 12.82 01.79 - 12.82	380183			27.31.291	->Chass. 4208330	004 323 33 00 004 323 71 00
						->Chass. 4208331	003 323 22 00 003 323 23 00
					27.47.007	->Chass. 4208330	001 326 96 00 385 326 02 00
1019 F	01.79 - 12.82	380083			27.32.040		002 326 46 00 385 326 01 00

1113



1113 B L 1113 B LK 1113 B LS,LKO	01.68 -	358.000-004 358.010-013 358.016-018 358.021-023			27.36.014		001 323 75 00 004 323 74 00
1113 B LA,LAK,LAF,LAKO	01.68 -	358			27.36.060		001 323 34 00 004 323 62 00
1113 B LAS		358.114/115			27.36.060		001 323 34 00 004 323 62 00
1113 B LF,LKO	01.68 -	358			27.36.014		001 323 75 00 004 323 74 00
1113 B LP,LPK,LPKO 1113 LP 1113 LPKO	01.68 -	358			27.46.012	special designed model	001 326 32 00 001 326 75 00 003 326 98 00
1113 B LPS		358			27.46.026	Chass. 691 431->	001 326 46 00 345 326 75 00
1113 B LS		358.014/015			27.36.014		001 323 75 00 004 323 74 00
1113 L,LK,LF	01.61 -	322					000 323 74 00 000 323 98 00
1113 LPK		318392			27.21.027		318 323 03 00 318 323 04 00
		358			27.46.012	special designed model	001 326 32 00 001 326 75 00 003 326 98 00
LP 1113, LPL 1113	01.80 - 12.84	318.356-359 318.556/557			27.21.027		318 323 03 00 318 323 04 00
					27.36.070		318 326 00 00 318 326 05 00

1114

























1114,1114 L	01.84 - 12.98	675.012-014			27.36.077		006 323 27 00 673 323 06 00	
					27.46.020		006 323 30 00 675 323 07 00	
			675.212-214			27.36.232		006 323 17 00 675 323 10 00
						005 326 46 00 675 326 07 00		
1114 AK	02.87 - 12.98	675.142/143					006 323 22 00	
1114 K	03.84 - 12.98	675042			27.36.077		006 323 27 00 673 323 06 00	
					27.46.020		006 323 30 00 675 323 07 00	
						005 326 45 00 675 326 06 00		

	MERCEDES BENZ						
	year of construction	model			Gerep number		information

















1114

1114 S	03.84 - 12.98	675.052/053			27.36.232			006 323 17 00 675 323 10 00
--------	---------------	-------------	---	---	-----------	--	--	--------------------------------

1117

1117,1117 L, 116-125 kW	01.84 - 12.98	676.012-015					006 323 27 00 673 323 06 00
						27.36.077	006 323 30 00 675 323 07 00
			676.212-214 676.217-219			27.46.020	005 326 45 00 675 326 06 00
						27.36.077	006 323 30 00 675 323 07 00
						27.46.025	005 326 46 00 675 326 07 00
1117,1117 L, 125 kW	01.84 - 12.98	676316				006 323 27 00 673 323 06 00	
						27.46.020	005 326 45 00 675 326 06 00
			676.417-419			27.36.077	006 323 30 00 675 323 07 00
						27.46.025	005 326 46 00 675 326 07 00
1117 A	06.87 - 12.98	676.112/117					006 323 22 00
1117 K, 116-125 kW	04.84 - 12.98	676042 676047				006 323 27 00 673 323 06 00	
						27.36.077	006 323 30 00 675 323 07 00
					27.46.020	005 326 45 00 675 326 06 00	
1117 K, 125 kW	03.96 - 12.98	676347				006 323 27 00 673 323 06 00	
						27.46.020	005 326 45 00 675 326 06 00
1117 S	03.96 - 12.98	676.354/355			27.36.077		006 323 30 00 675 323 07 00
1117 S,1117 LS	01.84 - 12.98	676.052/053			27.36.232	006 323 17 00 675 323 10 00	
					676.252/253		
			27.46.025	005 326 46 00 675 326 07 00			





1120

1120,1120 L	01.84 - 12.98	677.012-015				006 323 27 00 673 323 06 00			
						27.36.077	006 323 30 00 675 323 07 00		
			677.212-214			27.46.020	005 326 45 00 675 326 06 00		
								27.36.232	006 323 17 00 675 323 10 00
								27.46.025	005 326 46 00 675 326 07 00
1120 AF	02.87 - 12.98	677183 677196				006 323 22 00			
1120 F	02.90 - 12.98	677083				006 323 27 00 673 323 06 00			
						27.36.077	006 323 30 00 675 323 07 00		
					27.46.020	->Chass. 5400707	005 326 45 00 675 326 06 00		
1120 L	08.84 - 12.98	677.212-214			27.36.232	006 323 17 00 675 323 10 00			
							27.46.025	005 326 46 00 675 326 07 00	












MERCEDES BENZ




























	year of construction	model			Gerep number		information	original number
1120								
1120 S,1120 LS	01.84 - 12.98	677.052/053			27.36.232			006 323 17 00 675 323 10 00
		677.252/253			27.36.232			006 323 17 00 675 323 10 00
					27.46.025			005 326 46 00 675 326 07 00
1124								
1124 AF	03.92 - 12.98	677.183/184 677.196/197						006 323 22 00
1124 F	03.92 - 12.98	677.083/084			27.36.077			006 323 30 00 675 323 07 00
					27.46.020		->Chass. 5400707	005 326 45 00 675 326 06 00
1213								
1213	09.75 - 05.86	381.002/003			27.36.376			001 323 11 00
1213 K	09.75 - 05.86	381005						004 323 65 00
1213 KO	09.75 - 05.86	381.007/008 381040 381.060/061			27.32.040			002 326 46 00 385 326 01 00
					27.31.291			004 323 33 00 004 323 71 00
1213 A	09.75 - 05.86	381.102-104			27.31.291			004 323 33 00
1213 AK	09.75 - 05.86	381140						004 323 71 00
1213 AKO	09.75 - 05.86	381150			27.47.007			001 326 96 00
1213 AS		381.160/161			27.47.007			385 326 02 00
1213 LP	01.67 -	352.050-054			27.46.012			001 326 32 00
1213 LPK	01.67 -	352.062/063						001 326 75 00
1213 LPKO	01.67 -	352.071-072						003 326 98 00
1213 LPS	01.67 -	352.064/065			27.46.026			001 326 46 00 345 326 75 00
1213 S	09.75 - 05.86	381050						001 323 03 00 004 323 55 00
					27.47.008			002 326 71 00 381 326 02 00
1216								
1216 LP	01.67 -	352.055-059			27.46.012			001 326 32 00
1216 LPK	01.67 -	352.082-083						001 326 75 00
1216 LPKO	01.67 -	352.091-093						003 326 98 00
1216 LPS		352.084/085					Chass. 600383 - Chass. 600550	001 326 33 00 001 326 66 00
		352086			27.46.026			001 326 46 00 345 326 75 00
1217								
1217,1217 L	08.73 - 09.96	381			27.36.376			001 323 11 00 004 323 65 00
					27.37.011			002 323 25 00 385 326 00 00
					27.36.376			001 323 11 00 004 323 65 00
					27.32.040			002 326 46 00 385 326 01 00
1217 A	09.75 - 09.85	381.112-114			27.31.291			004 323 33 00 004 323 71 00
					27.47.007			001 326 96 00 385 326 02 00
		381113					for vehicle with reinforced front spring	003 323 22 00 003 323 23 00
1217 AK	09.75 - 09.85	381143			27.31.291			004 323 33 00
1217 AS	09.75 - 09.85	381151			27.47.007			004 323 71 00 001 326 96 00 385 326 02 00
1217 K	09.75 - 12.84	381043			27.36.376			001 323 11 00
			1217 KO	09.75 - 09.85	381.065/066			27.32.040

	MERCEDES BENZ						
	year of construction	model			Gerep number		information






























1217

1217 S,1217 LS	08.73 - 09.96	381			27.36.376			001 323 11 00 004 323 65 00	
					27.37.011			002 323 25 00 385 326 00 00	
		381.051/052							001 323 03 00 004 323 55 00
					27.47.008				002 326 71 00 381 326 02 00

1219

1219 1219 K	09.75 - 09.84	381.022/023			27.36.376			001 323 11 00 004 323 65 00
	09.75 - 09.84	381025 381.027/028 381046			27.32.040			002 326 46 00 385 326 01 00
1219 A 1219 AK	09.75 - 12.82	381.122/123			27.31.291			004 323 33 00 004 323 71 00
	09.75 - 12.84	381146			27.47.007			001 326 96 00 385 326 02 00
1219 AF	09.75 - 09.84	381.182/183					Chass. 4208331->	003 323 22 00 003 323 23 00
					27.31.291			004 323 33 00 004 323 71 00
					27.47.007		->Chass. 4208330	001 326 96 00 385 326 02 00
1219 F	09.75 - 09.84	381.082-084			27.36.376		->Chass. 4208330	001 323 11 00 004 323 65 00
					27.32.040		->Chass. 4208330	002 326 46 00 385 326 01 00
1219 L, LS		381			27.36.376			001 323 11 00 004 323 65 00
					27.37.011			002 323 25 00 385 326 00 00
1219 S	09.75 - 09.84	381.054/055						001 323 03 00 004 323 55 00
					27.47.008		Chass. 4306945->	002 326 71 00 381 326 02 00





1222

1222, 160-165 kW	07.89 - 08.94	650034 650.036/037			27.36.023			003 323 88 00 003 323 89 00
					27.36.023			002 323 86 00 004 323 64 00
					27.47.031			003 326 14 00 617 326 00 00
					27.32.040			002 326 46 00 385 326 01 00
1222, 159 kW	07.82 - 02.90	615.026-028			27.36.023			003 323 88 00 003 323 89 00
					27.36.376		special designed model	001 323 11 00 004 323 65 00
					27.47.031			003 326 14 00 617 326 00 00
					27.32.040		special designed model	002 326 46 00 385 326 01 00
					27.47.008		special designed model	002 326 71 00 381 326 02 00
1222 A, 160-165 kW	09.89 - 07.94	650232 650234			27.31.291			004 323 33 00 004 323 71 00
					27.47.007			001 326 96 00 385 326 02 00
1222 A, 159 kW	05.82 - 10.90	615224 615226			27.31.291			004 323 33 00 004 323 71 00
					27.47.007			001 326 96 00 385 326 02 00
1222 AF, 160-165 kW	09.89 - 09.93	650286						003 323 22 00 003 323 23 00





























MERCEDES BENZ











	year of construction	model			Gerep number		information	original number
1222								
1222 AF, 159 kW	05.82 - 12.91	615264						003 323 22 00
							003 323 23 00	
1222 F, 160-165 kW 1222 F, 159 kW	07.89 - 08.94 05.82 - 12.91	615064 650086			27.36.023			003 326 94 00
					27.47.031		381 326 04 00	
1222 S, 160-165 kW	07.89 - 08.94	650132			27.36.059			003 323 88 00
1222 S, 159 kW	07.82 - 02.90	615122			27.36.059			003 323 89 00
							003 326 14 00	
						special designed model	617 326 00 00	
					27.41.112			003 323 67 00
							004 323 68 00	
1224								
1224 AF, 170-177 kW 1224 AF, 180 kW	02.93 - 09.96 02.93 - 09.96	650.282/286/ 288						003 323 22 00
							003 323 23 00	
1224 F		650086			27.36.023			003 323 88 00
					27.47.031		003 323 89 00	
								003 326 14 00
								617 326 00 00
1225								
1225 AF	05.82 - 12.91	615264 615266						003 323 22 00
							003 323 23 00	
								003 326 94 00
								381 326 04 00
1226								
1226 AF, 180-200 kW 1226 AF, 250 kW 1226 AF, 195-218 kW	02.93 - 09.96 02.93 - 09.96 02.90 - 09.93	650288						003 323 22 00
							003 323 23 00	
1227								
1227 A	01.92 - 07.92	650234			27.31.291			004 323 33 00
					27.47.007		004 323 71 00	
								001 326 96 00
								385 326 02 00
1227 AF 1227 LAF		650284 650288						003 323 22 00
							003 323 23 00	
1228								
1228 AF		615266						003 323 22 00
							003 323 23 00	
								003 326 94 00
								381 326 04 00
1228 F		615064			27.36.023			003 323 88 00
					27.47.031		003 323 89 00	
								003 326 14 00
								617 326 00 00
1231								
1231 AF		650286						003 323 22 00
								003 323 23 00
1234								
1234 AF	01.92 - 09.96	650.284/288						003 323 22 00
								003 323 23 00
1313								
1313 L,LK,LF,LKO	01.70 -	352			27.36.014			001 323 75 00
					27.46.012		004 323 74 00	
								001 326 32 00
								001 326 75 00
								003 326 98 00

	MERCEDES BENZ						
	year of construction	model			Gerep number		information





































































1313

1313 LA,LAK,LAKO	01.67 -	352			27.36.060			001 323 34 00
								004 323 62 00
1313 LAS	01.67 -	352			27.36.060			001 323 34 00
					27.46.026			004 323 62 00
1313 LP 1313 LPK 1313 LPKO	01.67 -	352.050-054			27.46.012			001 326 32 00
	01.67 -	352052						001 326 75 00
	01.67 -	352063 352.071/072						003 326 98 00
1313 LPS	01.67 -	352.064/065			27.46.026			001 326 46 00
					27.46.026			345 326 75 00
1313 LS	01.67 -	352			27.36.014			001 323 75 00
					27.46.026			004 323 74 00
								001 326 46 00
								345 326 75 00

1314

1314 1314 K 1314 KO	07.84 - 12.98	675.032-034			27.36.077			006 323 27 00
	07.84 - 12.98	675046						673 323 06 00
	07.84 - 12.98	675093						006 323 30 00
					27.46.020			675 323 07 00
								005 326 45 00
								675 326 06 00
1314 AK	06.87 - 12.98	675.146/147						006 323 22 00

1317

1317,1317 L, 116-125 kW	01.84 - 12.98	676.032-035			27.36.077			006 323 27 00		
								673 323 06 00		
							27.46.020			006 323 30 00
							27.46.020			675 323 07 00
				676.232-235			27.36.232			005 326 45 00
					27.46.025			675 326 06 00		
								006 323 17 00		
								675 323 10 00		
								005 326 46 00		
								675 326 07 00		
								006 323 27 00		
								673 323 06 00		
					27.36.077			006 323 30 00		
					27.46.020			675 323 07 00		
								005 326 45 00		
								675 326 06 00		
					27.36.077			006 323 30 00		
					27.46.025			675 323 07 00		
								006 323 30 00		
								675 323 07 00		
								005 326 46 00		
								675 326 07 00		
1317 AK, 116-125 kW 1317 AK, 155 kW	08.84 - 12.98 12.92 - 12.98	676.146-149						006 323 22 00		
1317 K, 5958 ccm 1317 K, 4249 ccm	07.84 - 12.98 03.96 - 12.98	676043 676343			27.36.077			006 323 27 00		
								673 323 06 00		
								006 323 30 00		
					27.46.020			675 323 07 00		
								005 326 45 00		
								675 326 06 00		
1317 KO, 5958 ccm	03.94 - 12.98	676095			27.36.077			006 323 30 00		
					27.46.020			675 323 07 00		
								005 326 45 00		
								675 326 06 00		
1317 KO, 4249 ccm	03.96 - 12.98	676395						006 323 27 00		
								673 323 06 00		
					27.46.020			005 326 45 00		
								675 326 06 00		



MERCEDES BENZ

year of construction	model			Gerep number		information	original number
----------------------	-------	--	--	--------------	--	-------------	-----------------

1317

1317 LK 1317 LP 1317 LPK 1317 LPKO	01.67 - 01.67 - 01.67 - 01.67 -	352 352.055-059 352.082/083 352.091-093			27.46.012		001 326 32 00 001 326 75 00 003 326 98 00
1317 LPS		352.084/085				Chass. 600383 - Chass. 600550	001 326 33 00 001 326 66 00
		352.086/087			27.46.026		001 326 46 00 345 326 75 00
1317 S,1317 LS	01.84 - 12.98	676.056/057			27.36.232		006 323 17 00 675 323 10 00
		676.256/257			27.36.232		006 323 17 00 675 323 10 00
					27.46.025		005 326 46 00 675 326 07 00

1319
























































1319 LP 1319 LPK 1319 LPKO	01.67 - 01.67 - 01.67 -	352.055-059 352.082/083 352091 352093			27.46.012		001 326 32 00 001 326 75 00 003 326 98 00
1319 LPS		352.084/085				Chass. 600383 - Chass. 600550	001 326 33 00 001 326 66 00
		352.086/087			27.46.026		001 326 46 00 345 326 75 00

1320

1320,1320 L, 148-155 kW 1320,1320 L, 125 kW	01.84 - 12.98 01.84 - 12.98	677.032-035					006 323 27 00 673 323 06 00			
					27.36.077		006 323 30 00 675 323 07 00			
					27.46.020		005 326 45 00 675 326 06 00			
					677.232-235			27.36.232		006 323 17 00 675 323 10 00
								27.46.025		005 326 46 00 675 326 07 00
1320 AK		676147					006 323 22 00			
1320 L	12.92 - 12.98	677235			27.36.232		006 323 17 00 675 323 10 00			
					27.46.025		005 326 46 00 675 326 07 00			
1320 S,1320 LS	01.84 - 12.98	677.056-057			27.36.232		006 323 17 00 675 323 10 00			
					677.256-259			27.36.077		006 323 30 00 675 323 07 00
								27.46.025		005 326 46 00 675 326 07 00

1324

1324,1324 L	01.84 - 12.98	679.032-035					006 323 27 00 673 323 06 00	
					27.46.020		005 326 45 00 675 326 06 00	
			679.232-239			27.36.077		006 323 30 00 675 323 07 00
						27.46.025		005 326 46 00 675 326 07 00
1324 AK		676149					006 323 22 00	
1324 L	01.91 - 12.98	679235			27.36.077		006 323 30 00 675 323 07 00	
					27.46.025		005 326 46 00 675 326 07 00	

	MERCEDES BENZ							
	year of construction	model			Gerep number		information	original number
1324								
1324 S,1324 LS	01.84 - 12.98	679.056/057			27.36.077			006 323 30 00 675 323 07 00
		679058						006 323 22 00
		679.256-259			27.36.077			006 323 30 00 675 323 07 00
					27.46.025			005 326 46 00 675 326 07 00
1413								
1413	09.75 - 12.84	383.002/003 383005 383.007/008			27.36.023			002 323 86 00 004 323 64 00
					27.32.040			002 326 46 00 385 326 01 00
					27.47.008			
1413 A 1413 AK 1413 AKO	09.75 - 12.84	383103			27.31.291			004 323 33 00 004 323 71 00
	09.75 - 12.84 09.75 - 12.84	383.140/141 383.160/161			27.47.007			001 326 96 00 385 326 02 00
1413 K 1413 KO	09.75 - 12.84	383.040/041			27.36.023			002 323 86 00 004 323 64 00
	09.75 - 12.84	383.060/061			27.32.040			002 326 46 00 385 326 01 00
1414								
1414	04.84 - 03.91	616004 616.006-008			27.36.023			003 323 88 00 003 323 89 00
					27.36.023			002 323 86 00 004 323 64 00
					27.47.031			003 326 14 00 617 326 00 00
		616006			27.41.005			002 326 74 00 003 326 11 00
								003 326 00 00 385 326 04 00
1414 K	04.84 - 03.91	616105			27.36.023			002 323 86 00 004 323 64 00
					27.32.040			002 326 46 00 385 326 01 00
1417								
1417		383012 383014 383016			27.36.023			003 323 88 00 003 323 89 00
					27.36.023			002 323 86 00 004 323 64 00
					27.47.031			003 326 14 00 617 326 00 00
		383212 383315			27.31.291			004 323 33 00 004 323 71 00
					27.47.007			001 326 96 00 385 326 02 00
1417, 121-125 kW 1417 K, 121-125 kW	07.89 - 09.96	651012			27.36.023			003 323 88 00 003 323 89 00
	07.89 - 09.96	651014 651.016/017 651115			27.47.031			003 326 14 00 617 326 00 00
1417, 124 kW 1417 CK 1417 K, 124 kW 1417 KO	05.75 - 12.84	383013			27.36.023			002 323 86 00 004 323 64 00
	04.84 - 03.91	383015						
	05.75 - 12.84 05.75 - 12.84	383.017/018 383.043/044 383.065/066 616115			27.32.040			002 326 46 00 385 326 01 00



MERCEDES BENZ

year of construction	model			Gerep number		information	original number
----------------------	-------	--	--	--------------	--	-------------	-----------------

1417





1417 A, 121-129 kW 1417 A, 124 kW 1417 AK, 121-129 kW 1417 AK, 124 kW 1417 AKO 1417 CA 1417 CAK	09.89 - 09.96	383113			27.31.291		004 323 33 00	
	05.75 - 12.84	383143					004 323 71 00	
	09.89 - 09.96	383.165/166			27.47.007		001 326 96 00	
	05.75 - 12.84	616214					385 326 02 00	
	05.75 - 12.84	616315						
	04.84 - 03.91	651212						
1417 C	04.84 - 03.91	616014 616.016-018			27.36.023		003 323 88 00	
					27.36.023		003 323 89 00	
						27.47.031		002 323 86 00
								004 323 64 00
					27.47.031		003 326 14 00	
							617 326 00 00	

1418














1418 AK		383117			27.31.291		004 323 33 00
					27.47.007		004 323 71 00
1418 L		338.001/002			27.36.053	->Chass. 000659	001 323 17 00
					27.21.041	Chass. 000660->	001 323 79 00
1418 L,LK,LS 1418 LP,LS,LPS	01.62 - 01.62 -	338			27.21.041		000 323 97 00
					27.21.041		000 323 97 00
1418 LK		338009			27.36.053	->Chass. 008521	001 323 17 00
		338041			27.21.041	->Chass. 002901	001 323 79 00
1418 LP		354			27.31.291		000 323 97 00
							004 323 33 00
							004 323 71 00
1418 LPS 1418 LS		338.006-008 338015 338.057/058 338061			27.21.041		000 323 97 00

1419































1419,1419 L	08.73 - 09.96	383			27.36.049		001 323 00 00
					27.37.011		003 323 19 00
		383.022/023 383025 383.027/028			27.36.023		002 323 25 00
					27.47.008	☾	385 326 00 00
							002 323 86 00
1419 A		383			27.31.291		002 323 64 00
							002 326 71 00
							381 326 02 00
1419 AK 1419 AS	05.75 - 12.84 05.75 - 12.82	383146 383154			27.31.291		004 323 33 00
					27.47.007		004 323 71 00
1419 C,1419 CL	08.73 - 09.96	616.046-048			27.36.023		001 326 96 00
					27.47.031		385 326 02 00
					27.36.023		003 323 88 00
		616.447/448			27.36.049	->Chass. 5143355 special designed model	003 323 89 00
					27.37.011	Ⓞx	003 326 14 00
							617 326 00 00
1419 F	05.75 - 12.82	383084			27.36.023	->Chass. 4208330	002 323 86 00
					27.32.040	->Chass. 4208330	004 323 64 00
							002 326 46 00
							385 326 01 00

	MERCEDES BENZ						
	year of construction	model			Gerep number		information














1419

1419 K	05.75 - 12.82	383.046/047			27.36.023			002 323 86 00 004 323 64 00	
					27.32.040			002 326 46 00 385 326 01 00	
1419 S,1419 LS	08.73 - 09.96	383			27.36.049			001 323 03 00 004 323 55 00 001 323 00 00 003 323 19 00	
					27.37.011			002 323 25 00 385 326 00 00	
					27.47.008			002 326 71 00 381 326 02 00	
		383.054/055							001 323 03 00 004 323 55 00
					27.47.007		->Chass. 4306944		001 326 96 00 385 326 02 00
					27.47.008		Chass. 4306945->		002 326 71 00 381 326 02 00

1420

1420,1420 L, 155 kW	12.87 - 09.96	651024 651.026/027			27.36.023			003 323 88 00 003 323 89 00	
					27.47.031			003 326 14 00 617 326 00 00	
		651.426/427			27.36.023				003 323 88 00 003 323 89 00
					27.36.307		->Chass. 5587351		005 323 18 00
						Chass. 5587352->	004 326 58 00 004 326 70 00		
1420,1420 L, 150 kW	08.73 - 09.96	616.046/047			27.36.023			003 323 88 00 003 323 89 00	
					27.36.023			002 323 86 00 004 323 64 00	
					27.47.031			003 326 14 00 617 326 00 00	
		616.447/448			27.36.049		->Chass. 5143355 special designed model		001 323 00 00 003 323 19 00
					27.37.011				002 323 25 00 385 326 00 00
1420 F		616065			27.36.023			003 323 88 00 003 323 89 00	
					27.47.031			003 326 14 00 617 326 00 00	
1420 LS	02.90 - 09.96	651522			27.36.059			003 323 67 00 004 323 68 00	
					27.36.307		->Chass. 5587351		005 323 18 00
							Chass. 5587352 - Chass. K103912		004 326 58 00 004 326 70 00
						Chass. K103913->	005 326 16 00		

1422

1422	02.93 - 08.94	651032 651034 651.036/037			27.36.023			003 323 88 00 003 323 89 00	
					27.36.023			002 323 86 00 004 323 64 00	
					27.47.031			003 326 14 00 617 326 00 00	
1422,1422 L, 160-165 kW	12.87 - 09.96	651032 651034 651.036/037			27.36.023			003 323 88 00 003 323 89 00	
					27.36.023			002 323 86 00 004 323 64 00	
					27.47.031			003 326 14 00 617 326 00 00	
		651434 651.436/437			27.36.023				003 323 88 00 003 323 89 00
					27.36.307				005 323 18 00



MERCEDES BENZ

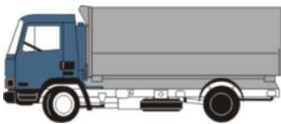



























































year of construction	model			Gerep number		information	original number
----------------------	-------	--	--	--------------	--	-------------	-----------------

1422

1422,1422 L, 159 kW	08.73 - 09.96	616024 616.026-028		o	27.36.023			003 323 88 00 003 323 89 00			
					27.36.023			002 323 86 00 004 323 64 00			
				o	27.47.031			003 326 14 00 617 326 00 00			
				616.426-428		o	27.32.040	☺	special designed model	002 326 46 00 385 326 01 00	
						o	27.47.008	☺	special designed model	002 326 71 00 381 326 02 00	
						o	27.37.011	④x		002 323 25 00 385 326 00 00	
1422 F	05.82 - 10.90	616065		o	27.36.023			003 323 88 00 003 323 89 00			
					27.36.023			002 323 86 00 004 323 64 00			
				o	27.47.031			003 326 14 00 617 326 00 00			
					616.426-428		o	27.32.040	☺	special designed model	002 326 46 00 385 326 01 00
							o	27.47.008	☺	special designed model	002 326 71 00 381 326 02 00
1422 LS	02.93 - 08.94	651.531/532		o	27.36.059			003 323 67 00 004 323 68 00			
				o	27.36.307	④x		005 323 18 00			
1422 S,1422 LS, 160-165 kW	12.87 - 09.96	651.131/132		o	27.36.059			003 323 67 00 004 323 68 00			
				o	27.36.059			003 323 67 00 004 323 68 00			
			o	27.36.307	④x		005 323 18 00				
1422 S,1422 LS, 159 kW	08.73 - 09.96	616.121/122		o	27.36.059			003 323 67 00 004 323 68 00			
							special designed model	001 323 03 00 004 323 55 00			
				o	27.41.112	☺		003 326 29 00 003 326 30 00			
				o	27.47.031	☺		003 326 14 00 617 326 00 00			

1424

1424,1424 L, 180-200 kW, 9600 ccm 1424,1424 L, 180-200 kW, 10960 ccm	12.87 - 09.96	651042 651044 651.046/047		o	27.36.023			003 323 88 00 003 323 89 00		
						o	27.47.031			003 326 14 00 617 326 00 00
	12.87 - 09.96	651444 651.446/447		o	27.36.023			003 323 88 00 003 323 89 00		
						o	27.36.307	④x	->Chass. 5587351	005 323 18 00
								④x	Chass. 5587352->	004 326 58 00 004 326 70 00
1424,1424 L, 176 kW	08.73 - 09.96	383033 383035 383.037/038		o	27.36.023		->Chass. 4208330	002 323 86 00 004 323 64 00		
					27.36.049			001 323 00 00 003 323 19 00		
				o	27.32.040		->Chass. 4208330	002 326 46 00 385 326 01 00		
					27.37.011			002 323 25 00 385 326 00 00		
					354 383		o	27.31.291		004 323 33 00 004 323 71 00
1424 F	07.75 - 01.87	383085		o	27.36.023			002 323 86 00 004 323 64 00		
						o	27.32.040			002 326 46 00 385 326 01 00

	MERCEDES BENZ							
	year of construction	model			Gerep number		information	original number
1424								
1424 K	07.75 - 01.87	383.048/049			27.36.023		->Chass. 4208330	002 323 86 00 004 323 64 00
					27.32.040		->Chass. 4208330	002 326 46 00 385 326 01 00
1424 S,1424 LS, 180-200 kW, 9600 ccm	12.87 - 09.96	651.121/122			27.36.059			003 323 67 00 004 323 68 00
	1424 S,1424 LS, 180-200 kW, 10960 ccm	12.87 - 09.96	651.536/537			27.36.059		
					27.36.307		->Chass. 5587351	005 323 18 00
							Chass. 5587352 - Chass. K103912	004 326 58 00 004 326 70 00
						Chass. K103913->	005 326 16 00	
1424 S,1424 LS, 176 kW	08.73 - 09.96	383.056/057						001 323 03 00 004 323 55 00
					27.47.007		->Chass. 4306944	001 326 96 00 385 326 02 00
					27.47.008		Chass. 4306945->	002 326 71 00 381 326 02 00
		383.256/257			27.36.049			001 323 00 00 003 323 19 00
					27.37.011			002 323 25 00 385 326 00 00
1425								
1425 1425 F		616024 616.026-028 616065			27.36.023			003 323 88 00 003 323 89 00
					27.36.023			002 323 86 00 004 323 64 00
					27.47.031			003 326 14 00 617 326 00 00
					27.32.040		special designed model	002 326 46 00 385 326 01 00
				27.47.008		special designed model	002 326 71 00 381 326 02 00	
1425 AF		615264						003 323 22 00 003 323 23 00
								003 326 94 00 381 326 04 00
1425 L		616.426-428			27.37.011			002 323 25 00 385 326 00 00
1425 S,1425 LS	08.73 - 09.96	616.131/132			27.36.059			003 323 67 00 004 323 68 00
							special designed model	001 323 03 00 004 323 55 00
					27.41.112			003 326 29 00 003 326 30 00
					27.47.031			003 326 14 00 617 326 00 00
1426								
1426 S,1426 LS	12.87 - 09.96	651.141/142			27.36.059			003 323 67 00 004 323 68 00
					27.36.059			003 323 67 00 004 323 68 00
		651542			27.36.307		->Chass. 5587351	005 323 18 00
							Chass. 5587352 - Chass. K103912	004 326 58 00 004 326 70 00
						Chass. K103913->	005 326 16 00	
1428								
1428 AF		615264 615266						003 323 22 00 003 323 23 00
								003 326 94 00 381 326 04 00



MERCEDES BENZ

year of construction	model			Gerep number		information	original number
----------------------	-------	--	--	--------------	--	-------------	-----------------

1428

1428 F	616064			27.36.023			003 323 88 00 003 323 89 00	
				27.47.031			003 326 14 00 617 326 00 00	
	616065			27.36.023			003 323 88 00 003 323 89 00	
				27.36.023			002 323 86 00 004 323 64 00	
				27.47.031			003 326 14 00 617 326 00 00	
					27.32.040		special designed model	002 326 46 00 385 326 01 00
					27.47.008		special designed model	002 326 71 00 381 326 02 00

1429

1429 AF	615266						003 326 94 00 381 326 04 00
	650288						003 323 22 00 003 323 23 00

1442





1442 AF	615266						003 323 22 00 003 323 23 00
							003 326 94 00 381 326 04 00

1513





































1513 L,LK,LKO	360			27.36.014		08.1970->	001 323 75 00 004 323 74 00
				27.46.012			001 326 32 00 001 326 75 00 003 326 98 00
1513 LA,LAK,LAKO	01.67 - 360			27.36.060			001 323 34 00 004 323 62 00
							001 326 33 00 001 326 66 00
1513 LP,LPK,LPKO	360			27.46.012			001 326 32 00 001 326 75 00 003 326 98 00
1513 LPS	01.67 - 360			27.46.026			001 326 46 00 345 326 75 00
1513 LS	360			27.36.014		08.1970->	001 323 75 00 004 323 74 00
				27.46.026			001 326 46 00 345 326 75 00

1514



















1514,1514 L	01.84 - 12.98	675.022-025			27.36.077		006 323 30 00 675 323 07 00	
					27.36.077		006 323 30 00 675 323 07 00	
		675.222-225						005 326 49 00
						27.36.077		006 323 30 00 675 323 07 00
								005 326 39 00 675 326 23 00
1514 K	01.89 - 12.98	675045			27.36.077		006 323 30 00 675 323 07 00	
							005 326 49 00	

	MERCEDES BENZ						
	year of construction	model			Gerep number		information







1517

1517,1517 L, 116-125 kW	01.84 - 12.98	676.022-025			27.36.077			006 323 30 00 675 323 07 00
		676.022-029						005 326 49 00
		676.222-225			27.36.077			006 323 30 00 675 323 07 00
					27.46.025			005 326 46 00 675 326 07 00
1517,1517 L, 125 kW	01.84 - 12.98	676.326-329			27.36.077			006 323 30 00 675 323 07 00
								005 326 49 00
		676.426-429			27.36.077			006 323 30 00 675 323 07 00
1517 K, 116-125 kW 1517 K, 125 kW	01.89 - 12.98	676045			27.36.077			006 323 30 00 675 323 07 00
	03.96 - 12.98	676049 676349						005 326 49 00
1517 L 1517 LK	01.67 -	360			27.36.014			001 323 75 00 004 323 74 00
					27.46.012			001 326 32 00 001 326 75 00 003 326 98 00
1517 LA,LAK	01.67 -	360			27.36.060			001 323 34 00 004 323 62 00
								001 326 33 00 001 326 66 00
1517 LAS		360			27.36.060			001 323 34 00 004 323 62 00
					27.46.026			001 326 46 00 345 326 75 00
1517 LP,LPK,LPKO	01.67 -	360			27.46.012			001 326 32 00 001 326 75 00 003 326 98 00
1517 LS		360			27.36.014		08.1970->	001 323 75 00 004 323 74 00
					27.46.026			001 326 46 00 345 326 75 00

1519

1519 L,LK	01.67 -	360			27.36.014			001 323 75 00 004 323 74 00
					27.46.012			001 326 32 00 001 326 75 00 003 326 98 00
1519 LA,LAK	01.67 -	360			27.36.060			001 323 34 00 004 323 62 00
								001 326 33 00 001 326 66 00
1519 LAS		360			27.36.060			001 323 34 00 004 323 62 00
					27.46.026			001 326 46 00 345 326 75 00
1519 LP,LPK,LPKO	01.67 -	360			27.46.012			001 326 32 00 001 326 75 00 003 326 98 00
1519 LS		360			27.36.014		08.1970->	001 323 75 00 004 323 74 00
					27.46.026			001 326 46 00 345 326 75 00

1520

1520,1520 L	01.84 - 12.98	677.022-029			27.36.077			006 323 30 00 675 323 07 00
								005 326 49 00
		677.222-229			27.36.077			006 323 30 00 675 323 07 00



MERCEDES BENZ

year of construction	model			Gerep number		information	original number
----------------------	-------	--	--	--------------	--	-------------	-----------------

1524

1524,1524 L	01.84 - 12.98	679.022-029					005 326 49 00
		679.023-025			27.36.077		006 323 30 00 675 323 07 00
		679.222-229			27.36.077		006 323 30 00 675 323 07 00

1613





1613,1613 L	08.73 - 09.96	385.000/004/ 006-009			27.36.023		002 323 86 00 004 323 64 00	
					27.32.040		002 326 46 00 385 326 01 00	
		385.008/009 385004 385006			27.47.008			002 326 71 00 381 326 02 00
			385204 385.207-209			27.36.049		
						27.37.011	④X	
1613 A					27.31.291		004 323 33 00 004 323 71 00	
					27.47.007		001 326 96 00 385 326 02 00	
1613 K 1613 KO	01.75 - 12.84 01.75 - 12.84	385.040-042 385.062/063			27.36.023		002 323 86 00 004 323 64 00	
					27.32.040		002 326 46 00 385 326 01 00	

1614















1614		317.003/004 317006 317008			27.46.030		003 323 30 00 004 323 47 00	
					27.36.023	special designed model	002 323 86 00 004 323 64 00	
					27.47.031		003 326 14 00 617 326 00 00	
					27.32.040		special designed model	002 326 46 00 385 326 01 00
					27.47.008		special designed model	002 326 71 00 381 326 02 00
1614, 100 kW	04.84 - 03.91	617.003/004 617006 617008					003 323 66 00 004 323 67 00	
					27.37.011		002 323 25 00 385 326 00 00	
1614 K	04.84 - 03.91	617.106/107			27.36.023		002 323 86 00 004 323 64 00	
					27.32.040		002 326 46 00 385 326 01 00	

1617


1617,1617 L	08.73 - 09.96	385			27.36.023		002 323 86 00 004 323 64 00
					27.46.012		001 326 32 00 001 326 75 00 003 326 98 00
		385014 385016 385.018/019			27.36.023		002 323 86 00 004 323 64 00
					27.47.008		002 326 71 00 381 326 02 00
		385214 385.217-219			27.36.049		001 323 00 00 003 323 19 00
					27.31.291		004 323 33 00 004 323 71 00
					27.37.011	④X	002 323 25 00 385 326 00 00
1617 A 1617 AK 1617 CAK	01.75 - 07.85 04.84 - 03.91	385 385.143/144 617316			27.31.291		004 323 33 00 004 323 71 00
					27.47.007		001 326 96 00 385 326 02 00

	MERCEDES BENZ						
	year of construction	model			Gerep number		information









1617

1617 C,1617 CL	08.73 - 09.96	617.013/014 617016 617.018/019		o	27.46.030	☺		003 323 30 00 004 323 47 00		
					27.36.023			002 323 86 00 004 323 64 00		
				o	27.47.031	☺		003 326 14 00 617 326 00 00		
					27.32.040			002 326 46 00 385 326 01 00		
				617414 617416 617418		o	27.36.049	☺		001 323 00 00 003 323 19 00
										o
		1617 CK	04.84 - 03.91	617.116/117		o	27.36.023			002 323 86 00 004 323 64 00
										o
1617 CS	04.84 - 03.91	617111		o	27.36.059	☺		003 323 67 00 004 323 68 00		
									001 323 03 00 004 323 55 00	
				o	27.41.112		003 326 29 00 003 326 30 00			
1617 K 1617 KO	01.75 - 07.85 01.75 - 07.85	385.043-045 385.067-069		o	27.36.023			002 323 86 00 004 323 64 00		
								o	27.46.012	001 326 32 00 001 326 75 00 003 326 98 00
1617 LP	01.68 -	355		o	27.46.012			001 326 32 00 001 326 75 00 003 326 98 00		
1617 LPS	01.70 -	355		o	27.46.026			001 326 46 00 345 326 75 00		
1617 S	01.75 - 07.85	385052		o				001 323 03 00 004 323 55 00		
								o	27.47.007	001 326 96 00 385 326 02 00

1618

1618 L,LK	01.68 -	339		o	27.36.053			001 323 17 00 001 323 79 00
-----------	---------	-----	---	---	-----------	--	--	--------------------------------





1619

1619,1619 L	08.73 - 09.96	385		o	27.36.023	☺		002 323 86 00 004 323 64 00
								o
		385.020/024/ 026-029		o	27.36.023	☺		002 323 86 00 004 323 64 00
								o
		385224 385.227-229		o	27.36.049	☺		001 323 00 00 003 323 19 00
			o	27.37.011	⊗X	002 323 25 00 385 326 00 00		
1619 A 1619 AK	11.74 - 12.82	385122 385.146/147		o	27.36.023			002 323 86 00 004 323 64 00
								o












MERCEDES BENZ



	year of construction	model			Gerep number		information	original number	
1619									
1619 C,1619 CL	08.73 - 09.96	617.043/044 617049		o	27.36.023	☺		003 323 66 00	
								004 323 67 00	
				o	27.47.031				002 323 86 00
									004 323 64 00
									003 326 14 00
	o	27.32.040				002 326 46 00			
						385 326 01 00			
	o	27.47.008				002 326 71 00			
						381 326 02 00			
1619 K 1619 KO	11.74 - 12.82 11.74 - 01.87	385.046-048 385.070-072		o	27.36.023			002 323 86 00	
								004 323 64 00	
	o	27.32.040				002 326 46 00			
						385 326 01 00			
1619 LP 1619 LPKO		355		o	27.46.012			001 326 32 00	
								001 326 75 00	
	o	27.46.026				003 326 98 00			
1619 LPS	01.70 -	355		o	27.46.026			001 326 46 00	
1619 S	11.74 - 12.84	385.054/055		o	27.36.023			001 326 75 00	
								004 323 55 00	
				o	27.47.007			->Chass. 4306944	001 326 96 00
									385 326 02 00
									002 326 71 00
	o	27.47.008			Chass. 4306945->	381 326 02 00			
						001 326 96 00			
002 326 71 00									
	o	27.47.007				001 326 96 00			
						385 326 02 00			
	o	27.47.008				002 326 71 00			
						381 326 02 00			
1620									
1620,1620 L	08.73 - 09.96	617.043/044 617046 617.048/049		o	27.36.023	☺		003 323 66 00	
								004 323 67 00	
				o	27.47.031				002 323 86 00
									004 323 64 00
									003 326 14 00
	o	27.32.040				002 326 46 00			
						385 326 01 00			
	o	27.47.008				002 326 71 00			
						381 326 02 00			
1620 L,LK	- 12.67	335		o	27.36.053			001 323 17 00	
								001 323 79 00	
1622									
1622,1622 L	08.73 - 09.96	617.023-029		o	27.36.023	☺		003 323 66 00	
								004 323 67 00	
				o	27.47.031				002 323 86 00
									004 323 64 00
									003 326 14 00
			o	27.32.040				002 326 46 00	
								385 326 01 00	
	o	27.47.008				002 326 71 00			
						381 326 02 00			
	o	617.424-428					001 323 00 00		
							003 323 19 00		
	o	27.37.011			④x		002 323 25 00		
							385 326 00 00		
1622 AK	05.82 - 10.89	617326		o	27.31.291			004 323 33 00	
								004 323 71 00	
	o	27.47.007					001 326 96 00		
							385 326 02 00		

	MERCEDES BENZ						
	year of construction	model			Gerep number		information




























1622

1622 K	05.82 - 10.89	617.126/127			27.36.023			002 323 86 00 004 323 64 00
					27.32.040			002 326 46 00 385 326 01 00
1622 S	05.82 - 03.91	617.121/122			27.36.059			003 323 67 00 004 323 68 00
								001 323 03 00 004 323 55 00
					27.41.112			003 326 29 00 003 326 30 00














1623

1623 LK	01.67 -	355			27.36.053			001 323 17 00 001 323 79 00
---------	---------	-----	---	---	-----------	--	--	--------------------------------

1624

1624,1624 L	08.73 - 09.96	385030 385034 385.036-039			27.36.023			002 323 86 00 004 323 64 00
					27.32.040			002 326 46 00 385 326 01 00
					27.47.008			002 326 71 00 381 326 02 00
		385.237-239			27.36.049			001 323 00 00 003 323 19 00
					27.31.291			004 323 33 00 004 323 71 00
					27.37.011			002 323 25 00 385 326 00 00
1624 K	07.75 - 08.82	385049 385090			27.36.023			002 323 86 00 004 323 64 00
					27.32.040			002 326 46 00 385 326 01 00
1624 L 1624 LK,LAK		346103 346302			27.36.005			002 323 15 00 004 323 61 00
1624 LAS 1624 LS	01.69 -	346104 346.303/304 346333			27.36.374			002 323 16 00 004 323 49 00
1624 S,1624 LS	08.73 - 09.96	385.056/057			27.21.020			001 326 57 00 314 326 06 00
					27.47.007		->Chass. 4306944	001 326 96 00 385 326 02 00
					27.47.008		Chass. 4306945->	002 326 71 00 381 326 02 00
		385256			27.36.049			001 323 00 00 003 323 19 00
					27.31.291			004 323 33 00 004 323 71 00
					27.37.011			002 323 25 00 385 326 00 00

1625

1625,1625 L	08.73 - 09.96	617033						003 326 00 00 385 326 04 00
					27.36.023		special designed model	002 323 86 00 004 323 64 00
		617.033-036			27.47.031			003 323 66 00 004 323 67 00
					27.32.040		special designed model	002 326 46 00 385 326 01 00
					27.47.008		special designed model	002 326 71 00 381 326 02 00
					27.36.049		special designed model	001 323 00 00 003 323 19 00
						27.37.011		002 323 25 00 385 326 00 00



MERCEDES BENZ

year of construction	model			Gerep number		information	original number
----------------------	-------	--	--	--------------	--	-------------	-----------------

1625

1625 AK	10.80 - 11.89	617336			27.31.291		004 323 33 00 004 323 71 00	
					27.47.007		001 326 96 00 385 326 02 00	
1625 K	05.80 - 11.89	617136			27.36.023		002 323 86 00 004 323 64 00	
					27.32.040		002 326 46 00 385 326 01 00	
1625 S,1625 LS	08.73 - 09.96	617.130-132			27.36.059		003 323 67 00 004 323 68 00	
						special designed model	001 323 03 00 004 323 55 00	
					27.41.112		003 326 29 00 003 326 30 00	
		617532			27.36.049		special designed model	001 323 00 00 003 323 19 00
					27.37.011	④x		002 323 25 00 385 326 00 00

1626

1626,1626 L	08.73 - 09.96	387.016-018			27.36.377		002 323 58 00 004 323 45 00
					27.38.038		002 326 29 00 391 326 01 00
		387.216-218 387294			27.36.377		002 323 58 00 004 323 45 00
					27.46.063		002 326 50 00 002 326 55 00
1626 AK	08.73 - 12.80	387144			27.36.375		004 323 44 00 006 323 07 00
					27.33.029		002 326 12 00 387 326 01 00
					27.38.004		002 326 11 00 387 326 00 00
1626 AS	05.74 - 12.80	387112 387114			27.36.377		002 323 58 00 004 323 45 00
					27.33.013		002 326 30 00 387 326 03 00
1626 K	08.73 - 12.80	387.043/044			27.36.375		004 323 44 00 006 323 07 00
					27.38.004		002 326 11 00 387 326 00 00
1626 S,1626 LS	08.73 - 09.96	387			27.36.377		002 323 58 00 004 323 45 00
					27.38.038		002 326 29 00 391 326 01 00
		387.212-214			27.46.118		002 326 62 00 005 326 20 00

1627

1627 AF		650288					003 323 22 00 003 323 23 00
---------	--	--------	--	--	--	--	--------------------------------

1628

1628,1628 L	08.73 - 09.96	620.015/016 620066					003 323 32 00 006 323 09 00
						27.36.079	
					27.48.021		003 326 21 00 645 326 00 00
		620.415-417 620466					003 323 32 00 006 323 09 00
						27.36.079	
					27.46.063		002 326 50 00 002 326 55 00



MERCEDES BENZ

year of construction	model			Gerep number		information	original number
----------------------	-------	--	--	--------------	--	-------------	-----------------

1628

1628 A	01.80 - 05.89	621219			27.36.375		004 323 44 00 006 323 07 00
					27.33.013		002 326 30 00 387 326 03 00
1628 S,1628 LS	08.73 - 09.96	620.162/163 620.110-113					003 323 32 00 006 323 09 00
					27.36.079		005 323 40 00 005 323 41 00
				27.36.348		002 326 88 00 003 326 44 00	
		620.511-513 620.562/563				->Chass. 4866170	003 323 32 00 006 323 09 00
					27.36.079	->Chass. 4866170	005 323 40 00 005 323 41 00
					27.36.003	Chass. 4866171->	003 323 71 00 006 323 08 00
				27.46.118			002 326 62 00 005 326 20 00

1632

1632,1632 L	08.73 - 09.96	387.026/027			27.36.377		002 323 58 00 004 323 45 00
					27.38.038		002 326 29 00 391 326 01 00
		387.226/227			27.36.377		002 323 58 00 004 323 45 00
					27.46.063		002 326 50 00 002 326 55 00
1632 AK	08.73 - 08.82	387154			27.36.375		004 323 44 00 006 323 07 00
					27.33.029		002 326 12 00 387 326 01 00
1632 AS	05.74 - 09.83	387122			27.36.377		002 323 58 00 004 323 45 00
					27.33.013		002 326 30 00 387 326 03 00
1632 K	08.73 - 08.82	387.053/054			27.36.375		004 323 44 00 006 323 07 00
					27.38.004		002 326 11 00 387 326 00 00
1632 S,1632 LS	08.73 - 09.96	387.022-024			27.36.377		002 323 58 00 004 323 45 00
					27.38.038		002 326 29 00 391 326 01 00
		387.223/224			27.46.118		002 326 62 00 005 326 20 00



MERCEDES BENZ

year of construction

model



Gerrep number



information





















































original number

1633

1633,1633 L	08.73 - 09.96	620046		○			003 323 32 00	
				○	27.36.079		006 323 09 00	
				┌	27.48.021		005 323 40 00	
				└			005 323 41 00	
			620096		○	27.36.003		003 326 21 00
					○	27.48.021		645 326 00 00
		620446		○			003 323 71 00	
					27.36.079		006 323 08 00	
					○	27.46.063		003 326 21 00
					○			645 326 00 00
		620496		○	27.36.003		003 323 71 00	
					○	27.46.063		006 323 08 00
	○			27.36.003		002 326 50 00		
	○			27.46.063		002 326 55 00		

1635





1635 S,1633 LS	08.73 - 09.96	620.142/143		○		->Chass. 4866170	003 323 32 00	
				○	27.36.003	Chass. 4866171->	006 323 09 00	
				○	27.36.348		003 323 71 00	
				○			006 323 08 00	
			620.192/193		○	27.36.003		002 326 88 00
					○	27.36.348		003 326 44 00
		620543 620593		○	27.36.003		003 323 71 00	
					○	27.46.118		006 323 08 00
					○	27.36.003		002 326 88 00
					○	27.46.118		003 326 44 00

	MERCEDES BENZ							
	year of construction	model			Gerep number		information	original number
1635								
1635 S,1635 LS	08.73 - 09.96	645.122/123/ 172/173			27.36.079			003 323 32 00
								006 323 09 00
				27.36.348			005 323 40 00	
				005 323 41 00				
645523 645573			27.36.003			002 326 88 00		
			003 326 44 00					
		27.46.118	ⓈX		003 323 71 00			
					006 323 08 00			
					002 326 62 00			
					005 326 20 00			
1636								
1636,1636 L	08.73 - 09.96	620026			27.36.079			003 323 32 00
								006 323 09 00
				27.48.021			005 323 40 00	
							005 323 41 00	
620416 620446 620466						003 326 21 00		
						645 326 00 00		
		27.46.096			003 323 32 00			
					006 323 09 00			
					004 326 23 00			
					004 326 43 00			
1636 S,1636 LS	08.73 - 09.96	620.122/123			27.36.003		->Chass. 5099726	003 323 71 00
							006 323 08 00	
				27.36.348		Chass. 5099727->	003 323 32 00	
							006 323 09 00	
620523			27.36.003			002 326 88 00		
						003 326 44 00		
		27.46.118			003 323 71 00			
					006 323 08 00			
					002 326 62 00			
					005 326 20 00			
1638								
1638	11.80 - 12.86	620086			27.36.003			003 323 71 00
							006 323 08 00	
		27.48.021			003 326 21 00			
					645 326 00 00			
1638 S,1638 LS	08.73 - 09.96	620.182/183			27.36.003			003 323 71 00
							006 323 08 00	
				27.36.348			002 326 88 00	
							003 326 44 00	
620583			27.36.003			003 323 71 00		
						006 323 08 00		
		27.46.118			002 326 62 00			
					005 326 20 00			
1644								
1644	06.86 - 08.89	645096			27.36.003			003 323 71 00
							006 323 08 00	
		27.48.021			003 326 21 00			
					645 326 00 00			
1644 S,1644 LS	08.73 - 09.96	645.192/193			27.36.079			003 323 32 00
								006 323 09 00
				27.36.348			005 323 40 00	
							005 323 41 00	
645593			27.36.003			002 326 88 00		
						003 326 44 00		
		27.46.118	ⓈX		003 323 71 00			
					006 323 08 00			
					002 326 62 00			
					005 326 20 00			

















































MERCEDES BENZ
















	year of construction	model			Gerep number		information	original number	
1650									
1650		645096			27.36.003			003 323 71 00 006 323 08 00	
					27.48.021			003 326 21 00 645 326 00 00	
1717									
1717,1717 L	12.87 - 09.96	652010 652.013-015 652017 652019						003 323 66 00 004 323 67 00	
					27.36.336		for vehicle with reinforced front spring	005 323 60 00 005 323 65 00	
					27.47.031			003 326 14 00 617 326 00 00	
								003 323 66 00 004 323 67 00	
		652415 652417 652419			27.36.336		for vehicle with reinforced front spring	005 323 60 00 005 323 65 00	
					27.36.307		->Chass. K075717	005 323 18 00	
					27.36.307	④x	Chass. K075718 - Chass. 5587351	005 323 18 00	
						④x	Chass. 5587352->	004 326 58 00 004 326 70 00	
1717 AK	09.89 - 08.94	652316			27.31.291			004 323 33 00 004 323 71 00	
					27.47.007			001 326 96 00 385 326 02 00	
1719									
1719 1719 S	09.73 - 08.82	387002			27.36.377			002 323 58 00	
	09.73 - 08.82	387006			27.38.038			004 323 45 00 002 326 29 00 391 326 01 00	
1719 AK	09.73 - 08.82	387134			27.36.375			004 323 44 00 006 323 07 00	
					27.33.029			002 326 12 00 387 326 01 00	
1719 K	09.73 - 08.82	387.033/034			27.36.375			004 323 44 00 006 323 07 00	
					27.38.004			002 326 11 00 387 326 00 00	
1720									
1720,1720 L	12.87 - 09.96	652020 652.023-025 652.027-029			27.36.336		for vehicle with reinforced front spring	005 323 60 00 005 323 65 00	
					27.47.031			003 326 14 00 617 326 00 00	
		652.428/429							003 323 66 00 004 323 67 00
					27.36.336		for vehicle with reinforced front spring	005 323 60 00 005 323 65 00	
					27.36.307	④x	->Chass. 5587351	005 323 18 00	
						④x	Chass. 5587352->	004 326 58 00 004 326 70 00	
		699.001/003			27.36.348		->Chass. 5587351	002 326 88 00 003 326 44 00	
					27.36.348		->Chass. 5587351	002 326 88 00 003 326 44 00	
1720 L		652436						003 323 66 00 004 323 67 00	
					27.36.336		for vehicle with reinforced front spring	005 323 60 00 005 323 65 00	
					27.36.307	④x	->Chass. 5587351	005 323 18 00	
						④x	Chass. 5587352->	004 326 58 00 004 326 70 00	
1720 S	02.90 - 08.94	652121			27.36.163			005 323 59 00 005 323 63 00	

	MERCEDES BENZ						
	year of construction	model			Gerep number		information

1722

1722	12.88 - 08.94	652033						003 323 66 00 004 323 67 00			
					27.36.336		for vehicle with reinforced front spring	005 323 60 00 005 323 65 00			
					27.47.031				003 326 14 00 617 326 00 00		
					27.32.040				002 326 46 00 385 326 01 00		
1722,1722 L	12.87 - 09.96	652.033-039						003 323 66 00 004 323 67 00			
					27.36.336		for vehicle with reinforced front spring	005 323 60 00 005 323 65 00			
					27.47.031				003 326 14 00 617 326 00 00		
					27.32.040				002 326 46 00 385 326 01 00		
		652.435-439						003 323 66 00 004 323 67 00			
						27.36.336		for vehicle with reinforced front spring	005 323 60 00 005 323 65 00		
					27.36.307		⊗X	->Chass. 5587351	005 323 18 00		
								Chass. 5587352->	004 326 58 00 004 326 70 00		
1722 AK, 177 kW 1722 AK, 200 kW 1722 AK, 151-165 kW	12.88 - 08.94	652336			27.31.291			004 323 33 00 004 323 71 00			
	12.88 - 08.94				27.47.007			001 326 96 00 385 326 02 00			
	12.88 - 08.94										
1722 K, 153-165 kW 1722 K, 230 kW	12.88 - 08.94	652.136/137						003 323 66 00 004 323 67 00			
						27.47.031			003 326 14 00 617 326 00 00		
						27.32.040			002 326 46 00 385 326 01 00		
1722 L		652478						005 323 27 00 006 323 42 00			
									005 323 17 00		
1722 L, 150 kW	12.88 - 08.94	652.436-439						003 323 66 00 004 323 67 00			
						27.36.336		for vehicle with reinforced front spring	005 323 60 00 005 323 65 00		
							27.36.307		⊗X	->Chass. 5587351	005 323 18 00
										Chass. 5587352->	004 326 58 00 004 326 70 00
1722 S	12.88 - 08.94	652.131/132			27.36.059			003 323 67 00 004 323 68 00			





1726

1726,1726 L	12.87 - 09.96	652043 652.045-047						003 323 66 00 004 323 67 00	
					27.36.336		for vehicle with reinforced front spring	005 323 60 00 005 323 65 00	
					27.47.031				003 326 14 00 617 326 00 00
					652.446-448				
			27.36.336					for vehicle with reinforced front spring	005 323 60 00 005 323 65 00
				27.36.307			⊗X	->Chass. 5587351	005 323 18 00
								Chass. 5587352->	004 326 58 00 004 326 70 00
		1726 AK	06.89 - 08.94	652346			27.31.291		
	27.47.007							001 326 96 00 385 326 02 00	











MERCEDES BENZ







	year of construction	model			Gerep number		information	original number	
1726									
1726 K	12.88 - 08.94	652146					->Chass. K034708	003 323 66 00 004 323 67 00	
					27.47.031		->Chass. K034708	003 326 14 00 617 326 00 00	
1726 L, 250 kW 1726 L, 200 kW	12.88 - 08.94 12.88 - 08.94	652.446-448						003 323 66 00 004 323 67 00	
					27.36.336		for vehicle with reinforced front spring	005 323 60 00 005 323 65 00	
					27.36.307	④X	->Chass. 5587351	005 323 18 00	
						④X	Chass. 5587352->	004 326 58 00 004 326 70 00	
1726 S,1726 LS	12.87 - 09.96	652.141/142			27.36.059		->Chass. 5903513	003 323 67 00 004 323 68 00	
					27.36.163		Chass. 5903514->	005 323 59 00 005 323 63 00	
		652.541/542			27.36.059				003 323 67 00 004 323 68 00
					27.36.307				005 323 18 00
1727									
1727 L		652448						003 323 66 00 004 323 67 00	
					27.36.307	④X	->Chass. 5587351	005 323 18 00	
						④X	Chass. 5587352->	004 326 58 00 004 326 70 00	
1729									
1729		652043 652.045/046						003 323 66 00 004 323 67 00	
					27.47.031			003 326 14 00 617 326 00 00	
		652046			27.36.336		for vehicle with reinforced front spring	005 323 60 00 005 323 65 00	
1729,1729 L	07.87 - 09.96	655.015/016						003 323 32 00 006 323 09 00	
					27.36.079			005 323 40 00 005 323 41 00	
					27.48.021			003 326 21 00 645 326 00 00	
		655.416-418							003 323 32 00 006 323 09 00
					27.36.079				005 323 40 00 005 323 41 00
					27.46.096	④X			004 326 23 00 004 326 43 00
1729 AK	07.88 - 09.93	655.316/317			27.36.375		special designed model	004 323 44 00 006 323 07 00	
								003 323 32 00 006 323 09 00	
					27.36.079				005 323 40 00 005 323 41 00
					27.33.029				002 326 12 00 387 326 01 00
1729 K	07.88 - 08.94	655.116/117						003 323 32 00 006 323 09 00	
					27.36.079				005 323 40 00 005 323 41 00
					27.48.021				003 326 21 00 645 326 00 00
1729 LS		652542			27.36.059		->Chass. 5903513	003 323 67 00 004 323 68 00	
					27.36.163		Chass. 5903514->	005 323 59 00 005 323 63 00	
					④X	->Chass. K103912	004 326 58 00 004 326 70 00		
							Chass. K103913->	005 326 16 00	

	MERCEDES BENZ						
	year of construction	model			Gerep number		information































1729

1729 S,1729 LS	07.87 - 09.96	655.111-113			27.36.003			003 323 71 00 006 323 08 00
					27.36.348			002 326 88 00 003 326 44 00
		655.511-513			27.36.003			003 323 71 00 006 323 08 00
					27.46.118	④X		002 326 62 00 005 326 20 00







1732

1732 L		652446						003 323 66 00 004 323 67 00
					27.36.336		for vehicle with reinforced front spring	005 323 60 00 005 323 65 00
					27.36.307	④X	->Chass. 5587351	005 323 18 00
						④X	Chass. 5587352->	004 326 58 00 004 326 70 00

1733

1733,1733 L	12.87 - 09.96	652.065-068						003 323 66 00 004 323 67 00	
					27.36.336		for vehicle with reinforced front spring	005 323 60 00 005 323 65 00	
					27.47.031			003 326 14 00 617 326 00 00	
									003 323 66 00 004 323 67 00
					27.36.336		for vehicle with reinforced front spring	005 323 60 00 005 323 65 00	
						27.36.307	④X	->Chass. 5587351	005 323 18 00
						④X	Chass. 5587352->	004 326 58 00 004 326 70 00	
		652478				④X	005 323 27 00 006 323 42 00		
									
		1733 L		652.446/447					003 323 66 00 004 323 67 00
	27.36.336						for vehicle with reinforced front spring	005 323 60 00 005 323 65 00	
					27.36.307	④X	->Chass. 5587351	005 323 18 00	
						④X	Chass. 5587352->	004 326 58 00 004 326 70 00	
1733 S,1733 LS	12.87 - 09.96	652161			27.36.059		->Chass. 5903513	003 323 67 00 004 323 68 00	
					27.36.163		Chass. 5903514 - Chass. K075926	005 323 59 00 005 323 63 00	
					27.36.059		->Chass. 5903513	003 323 67 00 004 323 68 00	
					27.36.163		Chass. 5903514->	005 323 59 00 005 323 63 00	
		652.561-563				④X	->Chass. K103912	004 326 58 00 004 326 70 00	
								Chass. K103913->	005 326 16 00
									

1734

1734 L		652465						003 323 66 00 004 323 67 00
					27.36.336		for vehicle with reinforced front spring	005 323 60 00 005 323 65 00
					27.36.307	④X	->Chass. 5587351	005 323 18 00
						④X	Chass. 5587352->	004 326 58 00 004 326 70 00



MERCEDES BENZ

year of construction	model			Gerep number		information	original number
----------------------	-------	--	--	--------------	--	-------------	-----------------

1735
















































1735,1735 L	07.87 - 09.96	655.026/027/076			27.36.079		003 323 32 00 006 323 09 00	
					27.48.021		005 323 40 00 005 323 41 00	
		655426 655476			27.46.096	④x		003 326 21 00 645 326 00 00
					27.36.079			003 323 32 00 006 323 09 00
1735 AK	08.89 - 08.94	655327			27.36.375		004 323 44 00 006 323 07 00	
					27.43.109		003 326 23 00 646 326 00 00	
1735 K	07.88 - 08.94	655127			27.36.079		003 323 32 00 006 323 09 00	
					27.48.021		005 323 40 00 005 323 41 00	
1735 L	07.88 - 08.94	655426 655476			27.46.096	④x	003 326 23 00 004 326 43 00	
					27.36.079		004 326 23 00 004 326 43 00	
1735 S,1735 LS	07.87 - 09.96	655.122/123 655.172/173			27.36.003		003 323 71 00 006 323 08 00	
					27.36.348		002 326 88 00 003 326 44 00	
		655.522/523 655573			27.36.003			003 323 71 00 006 323 08 00
					27.46.118	④x		002 326 62 00 005 326 20 00

1748

1748,1748 L	07.87 - 09.96	655096			27.36.079		005 323 40 00 005 323 41 00	
					27.48.021		003 326 21 00 645 326 00 00	
		655494 655496			27.36.079			003 323 32 00 006 323 09 00
					27.46.096	④x	->Chass. 5922798	005 323 40 00 005 323 41 00
1748 S,1748 LS	07.87 - 09.96	655.192/193			27.36.373	④x	Chass. 5922799->	
					27.36.003		->Chass. K 083473	004 326 23 00 004 326 43 00
		655.592/593			27.36.003		Chass. K 083474->	004 326 64 00 004 326 65 00
					27.46.118	④x	->Chass. K083162	003 323 71 00 006 323 08 00
1748 S,1748 LS	07.87 - 09.96	655.192/193			27.36.003		Chass. K083163->	
					27.36.348		->Chass. K 083473	003 323 32 00 006 323 08 00
1748 S,1748 LS	07.87 - 09.96	655.192/193			27.36.003		Chass. K 083474->	
					27.36.348		->Chass. K083162	003 323 32 00 006 323 09 00
1748 S,1748 LS	07.87 - 09.96	655.192/193			27.36.003		Chass. K083163->	
					27.46.118	④x	->Chass. K083162	003 323 71 00 006 323 08 00
1748 S,1748 LS	07.87 - 09.96	655.192/193			27.36.003		Chass. K083163->	
					27.46.118	④x	->Chass. K083162	003 323 71 00 006 323 08 00

1813

1813 6x2,6x4					27.36.049		001 323 00 00 003 323 19 00
--------------	--	--	--	--	-----------	--	--------------------------------

		MERCEDES BENZ								
		year of construction	model			Gerep number		information	original number	
1814										
1814		616006			27.41.005			002 326 74 00 003 326 11 00		
								003 326 00 00 385 326 04 00		
1817										
1817 6x2,6x4					27.36.049			001 323 00 00 003 323 19 00		
1819										
1819 6x4					27.36.049			001 323 00 00 003 323 19 00		
1819 A,AK 6x6					27.31.291			004 323 33 00 004 323 71 00		
1819 LP	01.68 -	355			27.46.012			001 326 32 00 001 326 75 00 003 326 98 00		
1820										
1820,1820 L	12.87 - 09.96	652020 652.023-025					->Chass. K075882	003 323 66 00 004 323 67 00		
					27.36.336		Chass. K075883->	006 323 35 00		
					27.47.031		for vehicle with reinforced front spring	005 323 60 00 005 323 65 00		
								003 326 14 00 617 326 00 00		
					652.027-029			Chass. K075883->	006 323 35 00	
							27.36.336		for vehicle with reinforced front spring	003 323 66 00 004 323 67 00
							27.36.307		->Chass. 5587351	005 323 60 00 005 323 65 00
				652.420/428/ 429			Chass. 5587352->	005 323 18 00		
						27.47.031			004 326 58 00 004 326 70 00	
									003 326 14 00 617 326 00 00	
		1820 AK	07.93 - 09.96	652326			27.31.291			003 323 66 00 004 323 67 00
								27.47.007		
1820 K	05.92 - 09.96	652.126/127			27.36.336		Chass. K076789->	001 326 96 00 385 326 02 00		
								005 323 18 00 004 326 58 00 004 326 70 00		
1824										
1824	01.94 - 09.96	652.003-009						003 323 66 00 004 323 67 00		
					27.36.336		for vehicle with reinforced front spring	005 323 60 00 005 323 65 00		
					27.36.023			002 323 86 00 004 323 64 00		
						27.47.031			003 326 14 00 617 326 00 00	
						27.32.040			002 326 46 00 385 326 01 00	



MERCEDES BENZ

year of construction	model			Gerep number		information	original number
----------------------	-------	--	--	--------------	--	-------------	-----------------

1824

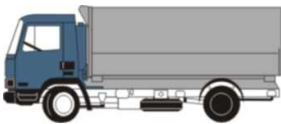

























































1824,1824 L	12.87 - 09.96	652.003-009					003 323 66 00 004 323 67 00
					27.36.336	for vehicle with reinforced front spring	005 323 60 00 005 323 65 00
					27.36.023		002 323 86 00 004 323 64 00
					27.47.031		003 326 14 00 617 326 00 00
					27.32.040		002 326 46 00 385 326 01 00
			652.405-409				
	27.36.336	for vehicle with reinforced front spring				005 323 60 00 005 323 65 00	
						004 326 58 00 004 326 70 00	
1824 AK, 180 kW 1824 AK, 180-230 kW	08.92 - 09.96 01.94 - 09.96	652.302/303			27.31.291		004 323 33 00 004 323 71 00
						27.47.007	
1824 K, 9572 ccm 1824 K, 10964 ccm	08.92 - 09.96 01.94 - 09.96	652.106/107			27.36.336	Chass. K076789->	005 323 60 00 005 323 65 00

1827

1827,1827 L, 9572 ccm 1827,1827 L, 10964 ccm	12.87 - 09.96 12.87 - 09.96	652.053-059					003 323 66 00 004 323 67 00	
					27.36.336	for vehicle with reinforced front spring	005 323 60 00 005 323 65 00	
						27.47.031		003 326 14 00 617 326 00 00
			652055			27.41.005	⊙⊙	002 326 74 00 003 326 11 00
							●○	003 326 00 00 385 326 04 00
			652.455-459					
	27.36.336	for vehicle with reinforced front spring				005 323 60 00 005 323 65 00		
						004 326 58 00 004 326 70 00		
1827 AK		652.302/303			27.31.291		004 323 33 00 004 323 71 00	
						27.47.007		001 326 96 00 385 326 02 00
1827 K		652.106/107			27.36.336	Chass. K076789->	005 323 60 00 005 323 65 00	
1827 S,1827 LS, 9572 ccm 1827 S,1827 LS, 10964 ccm	12.87 - 09.96 12.87 - 09.96	652151 652153			27.36.163	->Chass. K075926	005 323 59 00 005 323 63 00	
						27.36.059	->Chass. 5903513	003 323 67 00 004 323 68 00
		652.551-553				27.36.163	Chass. 5903514->	005 323 59 00 005 323 63 00
								004 326 58 00 004 326 70 00

1831

1831,1831 L, 9572 ccm 1831,1831 L, 10964 ccm	07.87 - 09.96 07.87 - 09.96	655.005-009			27.36.079		005 323 40 00 005 323 41 00	
						27.48.021		003 326 21 00 645 326 00 00
		655.405-409				27.36.079		005 323 40 00 005 323 41 00
							27.36.373	

	MERCEDES BENZ								
	year of construction	model			Gerep number		information	original number	
1831									
1831,1831 L, 9572 ccm 1831,1831 L, 10964 ccm	12.87 - 09.96 12.87 - 09.96	652.095-098						003 323 66 00 004 323 67 00	
					27.36.336		for vehicle with reinforced front spring	005 323 60 00 005 323 65 00	
					27.47.031			003 326 14 00 617 326 00 00	
		652.495-498						003 323 66 00 004 323 67 00	
					27.36.336		for vehicle with reinforced front spring	005 323 60 00 005 323 65 00	
								004 326 58 00 004 326 70 00	
1831 AK, 9572 ccm 1831 AK, 10964 ccm	05.91 - 09.96 01.94 - 09.96	655307			27.36.375			004 323 44 00 006 323 07 00	
						27.43.109			003 326 23 00 646 326 00 00
1831 K, 230 kW 1831 K, 230-250 kW	07.92 - 09.96 07.92 - 09.96	655107			27.36.079			005 323 40 00 005 323 41 00	
						27.48.021			003 326 21 00 645 326 00 00
1831 S,1831 LS, 9572 ccm 1831 S,1831 LS, 10964 ccm	07.87 - 09.96 07.87 - 09.96	655.501-503			27.36.003		->Chass. K062945	003 323 71 00 006 323 08 00	
							Chass. K062946->	003 323 32 00 006 323 09 00	
				27.46.118			002 326 62 00 005 326 20 00		
		655508					Chass. K062946->	003 323 32 00 006 323 09 00	
1831 S,1831 LS, 9572 ccm 1831 S,1831 LS, 10964 ccm	12.87 - 09.96 12.87 - 09.96	652.591-593			27.36.059		->Chass. 5903513	003 323 67 00 004 323 68 00	
						27.36.163		Chass. 5903514->	005 323 59 00 005 323 63 00
									004 326 58 00 004 326 70 00
1834									
1834,1834 L	07.87 - 09.96	655.020-023			27.36.079			005 323 40 00 005 323 41 00	
						27.48.021			003 326 21 00 645 326 00 00
		655.420-423			27.36.079			005 323 40 00 005 323 41 00	
						27.36.373			004 326 64 00 004 326 65 00
1834,1834 L	12.87 - 09.96	652.065-068						003 323 66 00 004 323 67 00	
					27.36.336		for vehicle with reinforced front spring	005 323 60 00 005 323 65 00	
						27.47.031			003 326 14 00 617 326 00 00
		652.465-468					->Chass. K075238	003 323 66 00 004 323 67 00	
					27.36.336		for vehicle with reinforced front spring	005 323 60 00 005 323 65 00	
					27.36.307		->Chass. 5587351	005 323 18 00	
						Chass. 5587352->	004 326 58 00 004 326 70 00		
		652478						005 323 27 00 006 323 42 00	
							005 323 17 00		



MERCEDES BENZ

year of construction	model			Gerep number		information	original number
----------------------	-------	--	--	--------------	--	-------------	-----------------

1834
























































1834 S,1834 LS	07.87 - 09.96	655.141-143			27.36.003		->Chass. K 063075	003 323 71 00 006 323 08 00	
							Chass. K 063076->	003 323 32 00 006 323 09 00	
						27.36.348			002 326 88 00 003 326 44 00
		655.541-543			27.36.003		->Chass. K062945	003 323 71 00 006 323 08 00	
							Chass. K062946->	003 323 32 00 006 323 09 00	
						27.46.118			002 326 62 00 005 326 20 00
655548						Chass. K062946->	003 323 32 00 006 323 09 00		
1834 S,1834 LS	12.87 - 09.96	652.161-163			27.36.059		->Chass. 5903513	003 323 67 00 004 323 68 00	
							Chass. 5903514 - Chass. K075926	005 323 59 00 005 323 63 00	
		652.561-563			27.36.059		->Chass. 5903513	003 323 67 00 004 323 68 00	
							Chass. 5903514->	005 323 59 00 005 323 63 00	
								->Chass. K103912	004 326 58 00 004 326 70 00
								Chass. K103913->	005 326 16 00

1835

1835 AK		655337			27.36.375			004 323 44 00 006 323 07 00
					27.43.109			003 326 23 00 646 326 00 00
1835 LS		375408			27.36.406		Axle load in tons [t]: 7,1	006 323 78 00 006 323 79 00
					27.46.113			

1838

1838,1838 L, 280 kW, 12763 ccm	07.87 - 09.96	655.035-038/086/087			27.36.079			005 323 40 00 005 323 41 00	
					27.48.021			003 326 21 00 645 326 00 00	
		655.434/436/437 655.484/486/487			27.36.079				005 323 40 00 005 323 41 00
					27.46.096		->Chass. 5922798		004 326 23 00 004 326 43 00
						27.36.373		Chass. 5922799->	004 326 64 00 004 326 65 00
		1838,1838 L, 280 kW, 14618 ccm	07.87 - 09.96	655.035-038			27.36.079		
					27.48.021			003 326 21 00 645 326 00 00	
655.434/436/437 655.484/486/487					27.36.079				005 323 40 00 005 323 41 00
					27.46.096		->Chass. 5922798		004 326 23 00 004 326 43 00
						27.36.373		Chass. 5922799->	004 326 64 00 004 326 65 00
1838,1838 L, 320 kW	07.87 - 09.96			655.035-038			27.36.079		
					27.48.021			003 326 21 00 645 326 00 00	
		655434 655.436/437			27.36.079				005 323 40 00 005 323 41 00
					27.46.096		->Chass. 5922798		004 326 23 00 004 326 43 00
						27.36.373		Chass. 5922799->	004 326 64 00 004 326 65 00

	MERCEDES BENZ							
	year of construction	model			Gerep number		information	original number
1838								
1838 AK, 280 kW, 12763 ccm	12.92 - 09.96	655337			27.36.375			004 323 44 00
1838 AK, 280 kW, 14618 ccm	01.94 - 09.96				27.43.109			006 323 07 00
1838 AK, 320 kW	12.92 - 09.96							003 326 23 00
1838 AK, 370 kW								646 326 00 00
1838 K, 280 kW	12.90 - 09.96	655138			27.36.079			005 323 40 00
1838 K, 320 kW	06.95 - 09.96				27.48.021			005 323 41 00
								003 326 21 00
								645 326 00 00
1838 S,1838 LS, 280 kW, 12763 ccm	07.87 - 09.96	655.133/182/183			27.36.003		->Chass. K 063075	003 323 71 00
							Chass. K 063076->	006 323 08 00
					27.36.348			003 323 32 00
								006 323 09 00
		655.532/533/582/583			27.36.003		->Chass. K062945	003 323 71 00
							Chass. K062946->	006 323 08 00
					27.46.118	ⓄX		003 323 32 00
								006 323 09 00
		655588			27.36.003		->Chass. K083162	003 323 71 00
							Chass. K083163->	006 323 08 00
								003 323 32 00
								006 323 09 00
1838 S,1838 LS, 280 kW, 14618 ccm	07.87 - 09.96	655133			27.36.003		->Chass. K 063075	003 323 71 00
							Chass. K 063076->	006 323 08 00
					27.36.348			003 323 32 00
								006 323 09 00
		655.532/533/582/583			27.36.003		->Chass. K062945	002 326 88 00
							Chass. K062946->	003 326 44 00
					27.46.118	ⓄX		003 323 71 00
								006 323 08 00
								003 323 32 00
								006 323 09 00
		655538					Chass. K062946->	002 326 62 00
								005 326 20 00
		655588			27.36.003		->Chass. K083162	003 323 71 00
							Chass. K083163->	006 323 08 00
								003 323 32 00
								006 323 09 00
1838 S,1838 LS, 320 kW	07.87 - 09.96	655.132/133			27.36.003		->Chass. K 063075	003 323 71 00
							Chass. K 063076->	006 323 08 00
					27.36.348			003 323 32 00
								006 323 09 00
		655.532/533			27.36.003		->Chass. K062945	002 326 88 00
							Chass. K062946->	003 326 44 00
					27.46.118	ⓄX		003 323 71 00
								006 323 08 00
								003 323 32 00
								006 323 09 00
		655538					Chass. K062946->	002 326 62 00
								005 326 20 00
		655588			27.36.003		->Chass. K083162	003 323 32 00
							Chass. K083163->	006 323 08 00
								003 323 71 00
								006 323 08 00
								003 323 32 00
								006 323 09 00
1840								
1840 LS		375408			27.36.406		Axle load in tons [t]: 7,1	006 323 78 00
					27.46.113			006 323 79 00
								005 326 74 00
								006 326 01 00



MERCEDES BENZ

year of construction	model			Gerep number		information	original number
----------------------	-------	--	--	--------------	--	-------------	-----------------

1843

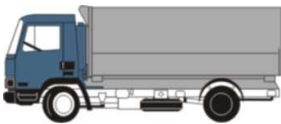




























































1843 LS		375408			27.36.406		Axle load in tons [t]: 7,1	006 323 78 00 006 323 79 00
					27.46.113			

1844

1844,1844 L	07.87 - 09.96	655.035-037 655093			27.36.079			005 323 40 00 005 323 41 00	
					27.48.021			003 326 21 00 645 326 00 00	
		655490 655492			27.36.079				005 323 40 00 005 323 41 00
					27.46.096		->Chass. 5922798		004 326 23 00 004 326 43 00
					27.36.373		Chass. 5922799->	004 326 64 00 004 326 65 00	
1844 AK,LAK 1844 F		655337			27.36.375			004 323 44 00 006 323 07 00	
					27.43.109			003 326 23 00 646 326 00 00	
1844 K		655138			27.36.079			005 323 40 00 005 323 41 00	
					27.48.021			003 326 21 00 645 326 00 00	
1844 L, 1844 LS		655434 655.436/437			27.36.079			005 323 40 00 005 323 41 00	
					27.46.096		->Chass. 5922798	004 326 23 00 004 326 43 00	
					27.36.373		Chass. 5922799->	004 326 64 00 004 326 65 00	
1844 LS		655533 655583			27.36.003		->Chass. K062945	003 323 71 00 006 323 08 00	
							Chass. K062946->	003 323 32 00 006 323 09 00	
					27.46.118				002 326 62 00 005 326 20 00
1844 S,1844 LS	07.87 - 09.96	655.190/191			27.36.003		->Chass. K 083473	003 323 71 00 006 323 08 00	
							Chass. K 083474->	003 323 32 00 006 323 09 00	
					27.36.348				002 326 88 00 003 326 44 00
		655.590/591			27.36.003		->Chass. K083162	003 323 71 00 006 323 08 00	
							Chass. K083163->	003 323 32 00 006 323 09 00	
					27.46.118			002 326 62 00 005 326 20 00	

1850

1850,1850 L	07.87 - 09.96	655096			27.36.079			005 323 40 00 005 323 41 00	
					27.48.021			003 326 21 00 645 326 00 00	
		655494 655496			27.36.079		Chass. 5922799->		005 323 40 00 005 323 41 00
									003 323 32 00 006 323 09 00
					27.46.096		->Chass. 5922798		004 326 23 00 004 326 43 00
					27.36.373			004 326 64 00 004 326 65 00	
1850 AK		655337			27.36.375			004 323 44 00 006 323 07 00	
					27.43.109			003 326 23 00 646 326 00 00	

		MERCEDES BENZ							
		year of construction	model			Gerep number		information	original number
1850									
1850 K		655138			27.36.079			005 323 40 00	005 323 41 00
					27.48.021			003 326 21 00	645 326 00 00
1850 S		655.132/182/183					Chass. K 083474->	003 323 32 00	006 323 09 00
					27.36.348		Chass. K 083474->	002 326 88 00	003 326 44 00
		655133			27.36.003		->Chass. K 063075	003 323 71 00	006 323 08 00
							Chass. K 063076->	003 323 32 00	006 323 09 00
1850 S,1850 LS	07.87 - 09.96	655.192/193			27.36.003		->Chass. K 083473	003 323 71 00	006 323 08 00
							Chass. K 083474->	003 323 32 00	006 323 09 00
					27.36.348			002 326 88 00	003 326 44 00
		655.592/593			27.36.003		->Chass. K083162	003 323 71 00	006 323 08 00
							Chass. K083163->	003 323 32 00	006 323 09 00
					27.46.118			002 326 62 00	005 326 20 00
1853									
1853 AK	01.96 - 09.96	655337			27.36.375			004 323 44 00	006 323 07 00
					27.43.109			003 326 23 00	646 326 00 00
1853 LS 1853 S,1853 LS	01.96 - 07.87 - 09.96	655593			27.36.003		->Chass. K083162	003 323 71 00	006 323 08 00
							Chass. K083163->	003 323 32 00	006 323 09 00
					27.46.118			002 326 62 00	005 326 20 00
1919									
1919	05.74 - 08.82	389.006-009			27.36.377			002 323 58 00	004 323 45 00
1919 AK	05.74 - 08.82	389134			27.36.375			004 323 44 00	006 323 07 00
					27.33.029			002 326 12 00	387 326 01 00
1919 K	05.74 - 08.82	389034			27.36.375			004 323 44 00	006 323 07 00
					27.38.004			002 326 11 00	387 326 00 00
1919 S	05.74 - 08.82	389.002/003			27.36.377			002 323 58 00	004 323 45 00
					27.38.038			002 326 29 00	391 326 01 00
1920									
1920 LU		699004			27.36.348		->Chass. 5587351	002 326 88 00	003 326 44 00
					27.36.348		->Chass. 5587351	002 326 88 00	003 326 44 00
1921									
1921 L,LK	01.69 -	349311 349313			27.36.005			002 323 15 00	004 323 61 00
1922									
1922		389.016-019 656106			27.36.377			002 323 58 00	004 323 45 00



MERCEDES BENZ

year of construction	model			Gerep number		information	original number
----------------------	-------	--	--	--------------	--	-------------	-----------------

1922



















































1922, 160-165 kW	05.89 - 08.94	656.005/006 656.008/009			27.36.079		005 323 40 00 005 323 41 00
					27.43.109		003 326 23 00 646 326 00 00
1922, 159 kW	10.81 - 10.90	621.005-008			27.36.079		003 323 32 00 006 323 09 00 005 323 40 00 005 323 41 00
					27.43.109		003 326 23 00 646 326 00 00
1922 AK, 160-165 kW 1922 AK, 141 kW	08.89 - 08.94 10.81 - 03.91	621.306/307 656.306/307			27.36.375		004 323 44 00 006 323 07 00
					27.33.029		002 326 12 00 387 326 01 00
1922 K, 160-165 kW 1922 K, 141 kW	05.89 - 08.94 10.81 - 03.91	621.106/107 656.106/107			27.36.375		004 323 44 00 006 323 07 00
					27.38.004		002 326 11 00 387 326 00 00
1922 S, 160-165 kW	05.89 - 08.94	656.101/102			27.36.375		004 323 44 00 006 323 07 00
					27.36.377		002 323 58 00 004 323 45 00
1922 S, 141 kW	10.81 - 03.91	621.101/102			27.36.003	->Chass. 4866170	003 323 32 00 006 323 09 00
					27.36.348	Chass. 4866171->	003 323 71 00 006 323 08 00
					27.36.348		002 326 88 00 003 326 44 00

1924

1924		389			27.36.377		002 323 58 00 004 323 45 00
					27.33.013	special designed model	002 326 30 00 387 326 03 00
1924 K		389			27.36.375		004 323 44 00 006 323 07 00
					27.38.004		002 326 11 00 387 326 00 00
1924 L,LK,LA 1924 LAK		346.112/113 346.311/312 346.323/324			27.36.005		002 323 15 00 004 323 61 00
1924 LS,LAS		346114 346.313/314			27.36.374		002 323 16 00 004 323 49 00

1926

1926		652046					003 323 66 00 004 323 67 00
					27.36.336	for vehicle with reinforced front spring	005 323 60 00 005 323 65 00
					27.47.031		003 326 14 00 617 326 00 00
1926	05.74 - 12.80	389.016-019			27.36.377		002 323 58 00 004 323 45 00
1926 S,1926 LS	08.73 - 09.96	389.012-014			27.36.377		002 323 58 00 004 323 45 00
					27.38.038		002 326 29 00 391 326 01 00
		389213			27.36.377		002 323 58 00 004 323 45 00
					27.38.038		002 326 29 00 391 326 01 00
					27.46.063	④x	002 326 50 00 002 326 55 00
1926 A	05.74 - 12.80	389.115/116			27.36.377		002 323 58 00 004 323 45 00
					27.33.013	⊙⊙	002 326 30 00 387 326 03 00

	MERCEDES BENZ							
	year of construction	model			Gerep number		information	original number
1926								
1926 AK	08.73 - 12.80	389144			27.36.375			004 323 44 00 006 323 07 00
					27.33.029			002 326 12 00 387 326 01 00
1926 AS	05.74 - 12.80	389112			27.36.377			002 323 58 00 004 323 45 00
					27.33.013			002 326 30 00 387 326 03 00
1926 K	08.73 - 12.80	389.043/044			27.36.375			004 323 44 00 006 323 07 00
					27.38.004			002 326 11 00 387 326 00 00
1928								
1928,1928 L	08.73 - 09.96	621.015-017 621066						003 323 32 00 006 323 09 00
					27.36.079			005 323 40 00 005 323 41 00
					27.43.109			003 326 23 00 646 326 00 00
		621416 621466						003 323 32 00 006 323 09 00
					27.36.079			005 323 40 00 005 323 41 00
					27.46.096	⊗X		004 326 23 00 004 326 43 00
1928 A	01.80 - 03.91	621.214/215			27.46.030		special designed model	003 323 30 00 004 323 47 00
					27.36.377			002 323 58 00 004 323 45 00
					27.33.013			002 326 30 00 387 326 03 00
1928 AK	01.80 - 03.91	621.316/317			27.36.375			004 323 44 00 006 323 07 00
					27.33.029			002 326 12 00 387 326 01 00
1928 AS	01.80 - 03.91	621312			27.36.377			002 323 58 00 004 323 45 00
					27.36.377			002 323 58 00 004 323 45 00
1928 K	01.80 - 03.91	621.116/117			27.36.375			004 323 44 00 006 323 07 00
					27.38.004			002 326 11 00 387 326 00 00
1928 LK		346			27.36.005			002 323 15 00 004 323 61 00
1928 S,1928 LS	08.73 - 09.96	621.111-113 621.162/163					->Chass. 4866170	003 323 32 00 006 323 09 00
					27.36.003		Chass. 4866171->	003 323 71 00 006 323 08 00
					27.36.348			002 326 88 00 003 326 44 00
		621.511/512 621562					->Chass. 4866170	003 323 32 00 006 323 09 00
					27.36.079		->Chass. 4866170	005 323 40 00 005 323 41 00
					27.36.003		Chass. 4866171->	003 323 71 00 006 323 08 00
					27.46.118	⊗X		002 326 62 00 005 326 20 00



MERCEDES BENZ





year of construction	model			Gerep number		information	original number
----------------------	-------	--	--	--------------	--	-------------	-----------------

1929











1929,1929 L	07.87 - 09.96	656.015/016 656018			27.36.079			005 323 40 00 005 323 41 00	
					27.43.109			003 326 23 00 646 326 00 00	
		656416							003 323 32 00 006 323 09 00
					27.36.079				005 323 40 00 005 323 41 00
					27.46.096	④x			004 326 23 00 004 326 43 00
1929 A, 210-218 kW 1929 A, 269 kW 1929 A, 340 kW	07.88 - 08.94 07.88 - 09.93 07.88 - 08.94	656.214/215						003 323 32 00 006 323 09 00	
					27.36.079			005 323 40 00 005 323 41 00	
					27.43.109			003 326 23 00 646 326 00 00	
1929 AK	07.88 - 08.94	656.316/317			27.36.375			004 323 44 00 006 323 07 00	
					27.33.029			002 326 12 00 387 326 01 00	
1929 AS		656312						003 323 32 00 006 323 09 00	
					27.36.079			005 323 40 00 005 323 41 00	
					27.36.377			002 323 58 00 004 323 45 00	
1929 K	07.88 - 08.94	656.116/117			27.36.375			004 323 44 00 006 323 07 00	
					27.38.004			002 326 11 00 387 326 00 00	
1929 S	07.88 - 08.94	656.112/113			27.36.375			004 323 44 00 006 323 07 00	
					27.36.377			002 323 58 00 004 323 45 00	

1932















1932 1932 AS	05.74 - 03.83 05.74 - 12.82	389.026/027 389122 389124			27.36.377			002 323 58 00 004 323 45 00
					27.33.013			002 326 30 00 387 326 03 00
1932 A	05.74 - 03.83	389125			27.36.377			002 323 58 00 004 323 45 00
					27.33.013		special designed model	002 326 30 00 387 326 03 00
1932 AK	08.73 - 09.83	389154			27.36.375			004 323 44 00 006 323 07 00
					27.33.029			002 326 12 00 387 326 01 00
1932 K	08.73 - 08.82	389.053/054			27.36.375			004 323 44 00 006 323 07 00
					27.38.004			002 326 11 00 387 326 00 00
1932 S,1932 LS	08.73 - 09.96	389			27.36.377			002 323 58 00 004 323 45 00
					27.38.038			002 326 29 00 391 326 01 00
					27.36.388			002 326 94 00 003 326 76 00
		389223			27.36.377			002 323 58 00 004 323 45 00
					27.46.063	④x		002 326 50 00 002 326 55 00

	MERCEDES BENZ						
	year of construction	model			Gerep number		information

1933

1933	11.80 - 03.91	621.046/047		o				003 323 32 00 006 323 09 00			
					27.36.079			005 323 40 00 005 323 41 00			
					27.43.109			003 326 23 00 646 326 00 00			
		621.096/097		o					003 323 71 00 006 323 08 00		
							27.43.109			003 326 23 00 646 326 00 00	
		1933 S,1933 LS	08.73 - 09.96	621142		o				003 323 32 00 006 323 09 00	
27.36.079								005 323 40 00 005 323 41 00			
	o				27.36.348			002 326 88 00 003 326 44 00			
621192				o			->Chass. 4866170		003 323 32 00 006 323 09 00		
					27.36.079		->Chass. 4866170		005 323 40 00 005 323 41 00		
					27.36.003		Chass. 4866171->		003 323 71 00 006 323 08 00		
						o	27.36.348			002 326 88 00 003 326 44 00	
621.542/543 621592				o			->Chass. 4866170		003 323 32 00 006 323 09 00		
					27.36.003		Chass. 4866171->		003 323 71 00 006 323 08 00		
						o	27.46.063	ⓧ	->Chass. 4866170		002 326 50 00 002 326 55 00
					27.46.118	ⓧ	Chass. 4866171->		002 326 62 00 005 326 20 00		

1935

1935, 269 kW	05.89 - 08.94	656.024-026 656028 656074 656076 656078		o				003 323 32 00 006 323 09 00		
					27.36.079			005 323 40 00 005 323 41 00		
					27.43.109			003 326 23 00 646 326 00 00		
1935, 260 kW	02.86 - 09.89	646.025-027		o				003 323 32 00 006 323 09 00		
					27.36.079			005 323 40 00 005 323 41 00		
					27.43.109			003 326 23 00 646 326 00 00		
		646074 646.076/077		o					003 323 71 00 006 323 08 00	
							27.43.109			003 326 23 00 646 326 00 00
1935 AK, 250-269 kW	05.89 - 08.94	656327		o				004 323 44 00 006 323 07 00		
							27.33.029			002 326 12 00 387 326 01 00
1935 AK, 260-269 kW	09.87 - 03.91	646322		o				002 323 58 00 004 323 45 00		
						o	27.36.377			002 323 58 00 004 323 45 00
		646327		o					004 323 44 00 006 323 07 00	
							27.33.029			002 326 12 00 387 326 01 00
					1935 AS	05.89 - 08.94	656322		o	
	o	27.36.377								002 323 58 00 004 323 45 00



MERCEDES BENZ

year of construction	model			Gerep number		information	original number
----------------------	-------	--	--	--------------	--	-------------	-----------------

1935



















































1935 K	05.89 - 08.94	656127			27.36.375		004 323 44 00 006 323 07 00
					27.38.004		002 326 11 00 387 326 00 00
1935 L		645476			27.36.038		005 323 07 00
1935 S	05.89 - 08.94	656.122/123 656172			27.36.375		004 323 44 00 006 323 07 00
					27.36.377		002 323 58 00 004 323 45 00
1935 S,1935 LS	08.73 - 09.96	646.121-123 646172			27.36.003		003 323 71 00 006 323 08 00
					27.36.348		002 326 88 00 003 326 44 00
		646.522/523 646.572/573			27.36.003		003 323 71 00 006 323 08 00
					27.46.118		002 326 62 00 005 326 20 00

1936

1936	10.81 - 03.91	621.025/026 621075					003 323 32 00 006 323 09 00
					27.36.079		005 323 40 00 005 323 41 00
					27.43.109		003 326 23 00 646 326 00 00
1936 AK	10.81 - 03.91	621327			27.36.375		004 323 44 00 006 323 07 00
					27.33.029		002 326 12 00 387 326 01 00
1936 AS	10.81 - 03.91	621322			27.36.377		002 323 58 00 004 323 45 00
					27.36.377		002 323 58 00 004 323 45 00
1936 K	10.81 - 03.91	621127			27.36.375		004 323 44 00 006 323 07 00
					27.38.004		002 326 11 00 387 326 00 00
1936 S,1936 LS	08.73 - 09.96	621.122/123				->Chass. 4866170	003 323 32 00 006 323 09 00
					27.36.079	->Chass. 4866170	005 323 40 00 005 323 41 00
					27.36.003	Chass. 4866171->	003 323 71 00 006 323 08 00
					27.36.348		002 326 88 00 003 326 44 00
		621522				->Chass. 4866170	003 323 32 00 006 323 09 00
					27.36.079	->Chass. 4866170	005 323 40 00 005 323 41 00
					27.36.003	Chass. 4866171->	003 323 71 00 006 323 08 00
					27.46.118		002 326 62 00 005 326 20 00

1938





1938	11.80 - 06.90	621.085/086			27.36.003		003 323 71 00 006 323 08 00
					27.43.109		003 326 23 00 646 326 00 00

	MERCEDES BENZ									
	year of construction	model			Gerep number		information	original number		
1938										
1938 S,1938 LS	08.73 - 09.96	621182					->Chass. 4866170	003 323 32 00 006 323 09 00		
					27.36.079		->Chass. 4866170	005 323 40 00 005 323 41 00		
					27.36.003		Chass. 4866171->	003 323 71 00 006 323 08 00		
						27.36.348			002 326 88 00 003 326 44 00	
			621.582/583			27.36.003		Chass. 4866171->	003 323 71 00 006 323 08 00	
							27.46.118		Chass. 4866171->	002 326 62 00 005 326 20 00
1944										
1944	10.85 - 12.89	646.095/096			27.36.003			003 323 71 00 006 323 08 00		
							27.43.109			003 326 23 00 646 326 00 00
1944 S,1944 LS	08.73 - 09.96	646.192/193			27.36.003			003 323 71 00 006 323 08 00		
							27.36.348			002 326 88 00 003 326 44 00
			646.592/593			27.36.003			003 323 71 00 006 323 08 00	
							27.46.118	⊕X		002 326 62 00 005 326 20 00
1948										
1948	09.88 - 07.92	656.094-096						003 323 32 00 006 323 09 00		
							27.36.079			005 323 40 00 005 323 41 00
							27.43.109			003 326 23 00 646 326 00 00
2024										
2024, 9600 ccm 2024, 10964 ccm	02.93 - 09.96	656.045/046			27.36.079			005 323 40 00 005 323 41 00		
	01.94 - 09.96	656.048/049					27.43.109			003 326 23 00 646 326 00 00
2024 AK, 9600 ccm 2024 AK, 10964 ccm	02.93 - 09.96 01.94 - 09.96	656309			27.36.375			004 323 44 00 006 323 07 00		
							27.33.029			002 326 12 00 387 326 01 00
2024 K, 9600 ccm 2024 K, 10964 ccm	02.93 - 09.96 01.94 - 09.96	656109			27.36.375			004 323 44 00 006 323 07 00		
							27.38.004			002 326 11 00 387 326 00 00
2025										
2025 S	08.83 - 03.91	619211			27.31.119			003 323 98 00 003 323 99 00		
2026										
2026 S	10.76 - 10.80	391310			27.36.377	●○		002 323 58 00 004 323 45 00		
							27.38.038			002 326 29 00 391 326 01 00
2028										
2028 LS	01.80 - 06.89	622505 622555			27.46.059	○●		003 326 25 00 003 326 48 00		
							27.36.119	●○		003 323 56 00 004 323 48 00
							27.46.063	⊕X		002 326 50 00 002 326 55 00











MERCEDES BENZ







	year of construction	model			Gerrep number		information	original number	
2031									
2031	03.92 - 09.96	656.011/012 656014			27.36.079			005 323 40 00 005 323 41 00	
					27.43.109			003 326 23 00 646 326 00 00	
2031 A, 230 kW, 9572 ccm 2031 A, 230 kW, 10964 ccm 2031 A, 280 kW, 12763 ccm 2031 A, 320 kW 2031 A, 280 kW, 14618 ccm	03.92 - 09.96	656205			27.36.079		->Chass. K062718	005 323 40 00 005 323 41 00	
	01.94 - 09.96								
	03.92 - 09.96						Chass. K062719->	003 323 32 00	
	03.92 - 09.96							006 323 09 00	
2031 AS	03.92 - 09.96	656302			27.36.079		->Chass. K062718	005 323 40 00 005 323 41 00	
							Chass. K062719->	003 323 32 00 006 323 09 00	
2031 S	03.92 - 09.96	656142			27.36.375			004 323 44 00 006 323 07 00	
								002 323 58 00 004 323 45 00	
2032									
2032 S	08.75 - 09.83	391320			27.36.377	●○		002 323 58 00 004 323 45 00	
									002 326 29 00 391 326 01 00
2033									
2033 LS	12.81 - 05.87	622520 622570			27.46.059	○●		003 326 25 00 003 326 48 00	
									003 323 56 00 004 323 48 00
							27.46.063	④x	002 326 50 00 002 326 55 00
2035									
2035 S		645123			27.36.079			003 323 32 00 006 323 09 00 005 323 40 00 005 323 41 00	
								002 326 88 00 003 326 44 00	
2035 S,2035 LS	08.73 - 09.96	647110			27.46.059	○●		003 326 25 00 003 326 48 00	
									003 323 56 00 004 323 48 00
							27.36.348		002 326 88 00 003 326 44 00
							27.46.059	○●	003 326 25 00 003 326 48 00
2036	03.84 - 03.91	622510			27.46.059	○●		003 326 25 00 003 326 48 00	
									003 323 56 00 004 323 48 00
2038		655.532/533			27.36.003			003 323 71 00 006 323 08 00	
								002 326 62 00 005 326 20 00	

	MERCEDES BENZ						
	year of construction	model			Gerep number		information





2038

2038, 280 kW, 12763 ccm	11.91 - 09.96	656034 656036			27.36.079			003 323 32 00 006 323 09 00
								005 323 40 00 005 323 41 00
2038, 280 kW, 14618 ccm	12.92 -	655337			27.43.109			003 326 23 00 646 326 00 00
								004 323 44 00 006 323 07 00
2038 AS, 280 kW, 12763 ccm 2038 AS, 280 kW, 14618 ccm 2038 AS, 320 kW	12.92 - 09.96 01.94 - 09.96 12.92 - 09.96	656332			27.36.079		->Chass. K062718	005 323 40 00 005 323 41 00
							Chass. K062719->	003 323 32 00 006 323 09 00
								002 323 58 00 004 323 45 00
2038 L		655434 655.436/437 655484 655.486/487 655490 655492 655494			27.36.079			005 323 40 00 005 323 41 00
								004 326 64 00 004 326 65 00



2044

2044	01.92 - 09.96	655337			27.36.375			004 323 44 00 006 323 07 00	
								003 326 23 00 646 326 00 00	
		655337 656.091-093							003 323 32 00 006 323 09 00
					27.36.079			005 323 40 00 005 323 41 00	
					27.43.109			003 326 23 00 646 326 00 00	

2050

2050	01.91 - 09.96	656.094-096			27.36.079			005 323 40 00 005 323 41 00
								003 326 23 00 646 326 00 00
2050 S	01.91 - 09.96	656192			27.36.375			004 323 44 00 006 323 07 00
								002 323 58 00 004 323 45 00





2219

2219	06.76 - 01.87	385.372/373 385375 385377			27.36.049		->Chass. 4448491	001 323 00 00 003 323 19 00
							Chass. 4448492->	004 323 33 00 004 323 71 00









MERCEDES BENZ








	year of construction	model			Gerep number		information	original number		
2219										
2219,2219 L	08.73 - 09.96	385		$\frac{\circ}{\circ}$	27.36.023			002 323 86 00 004 323 64 00		
						$\frac{\circ}{\circ}$	27.37.011			002 323 25 00 385 326 00 00
							$\frac{\circ}{\circ}$	27.49.002	●●	
		385.078/079		$\frac{\circ}{\circ}$	27.36.377	●○		002 323 58 00 004 323 45 00		
					27.46.063	○●		002 326 50 00 002 326 55 00		
				$\frac{\circ}{\circ}$		●○	Chass. 4643313->	003 326 00 00 385 326 04 00		
					27.32.040			002 326 46 00 385 326 01 00		
		385.322/323 385325 385328		$\frac{\circ}{\circ}$	27.36.049			001 323 00 00 003 323 19 00		
						$\frac{\circ}{\circ}$			003 326 00 00 385 326 04 00	
			$\frac{\circ}{\circ}$	27.41.005			●●		002 326 74 00 003 326 11 00	
		385523 385525 385528		$\frac{\circ}{\circ}$	27.36.049			001 323 00 00 003 323 19 00		
						$\frac{\circ}{\circ}$	27.37.011	④x●○		002 323 25 00 385 326 00 00
		2219 C,2219 CL	08.73 - 09.96	619.011/012 619014		$\frac{\circ}{\circ}$	27.36.023		special designed model	002 323 86 00 004 323 64 00
										003 323 66 00 004 323 67 00
	$\frac{\circ}{\circ}$									003 326 00 00 385 326 04 00
					$\frac{\circ}{\circ}$	27.41.005	●●		002 326 74 00 003 326 11 00	
619.203/204					$\frac{\circ}{\circ}$	27.46.093	○●		003 326 38 00 004 326 02 00	
						27.21.105	●○		003 323 90 00 004 323 76 00	
				$\frac{\circ}{\circ}$	27.32.040			002 326 46 00 385 326 01 00		
619.411/412 619414				$\frac{\circ}{\circ}$	27.36.023		special designed model	002 323 86 00 004 323 64 00		
								003 323 66 00 004 323 67 00		
				$\frac{\circ}{\circ}$	27.37.011	④x●○		002 323 25 00 385 326 00 00		
2219 K 2219 KO	06.76 - 01.87 06.76 - 01.87			385.390-392		$\frac{\circ}{\circ}$	27.36.049		->Chass. 4448491	001 323 00 00 003 323 19 00
							27.31.291		Chass. 4448492->	004 323 33 00 004 323 71 00

	MERCEDES BENZ						
	year of construction	model			Gerep number		information


2220

2220,2220 L	08.73 - 09.96	619.011/012 619014		o	27.36.023		special designed model	002 323 86 00	
								004 323 64 00	
				o	27.41.005	oo			002 326 74 00
									003 326 11 00
			o	27.21.105				003 323 90 00	
								004 323 76 00	
		619.203/204	o	27.46.093	o●			003 326 38 00	
								004 326 02 00	
			o	27.32.040				002 326 46 00	
								385 326 01 00	
619.411/412 619414	o	27.36.023				002 323 86 00			
						004 323 64 00			
			o	27.49.001	o●			002 326 60 00	
								623 326 00 00	
	o	27.37.011	④x●o			002 323 25 00			
						385 326 00 00			



2222

2222	05.82 - 03.91	619.036-038		o	27.36.023			002 323 86 00	
2222 K	05.82 - 03.91	619.137/138		o				004 323 64 00	
2222,2222 L	08.73 - 09.96	385.322/323/ 325/328		o	27.41.005	oo		002 326 74 00	
								003 326 11 00	
				o	27.36.023				002 323 86 00
									004 323 64 00
			o	27.41.005	oo			002 326 74 00	
								003 326 11 00	
			o	27.32.040				003 326 00 00	
								385 326 04 00	
		619.208/209	o	27.21.105				003 323 90 00	
								004 323 76 00	
27.46.093	o●						003 326 38 00		
							004 326 02 00		
	o	27.32.040				002 326 46 00			
						385 326 01 00			
619417 619419	o	27.36.023				Chass. 5064843->			
						002 323 86 00			
		special designed model					004 323 64 00		
							Chass. 5064843->		
003 323 66 00					004 323 67 00				
					002 323 25 00				
385 326 00 00									
2222 B	05.82 - 03.91	619045		o	27.36.023		->Chass. 5064842	002 323 86 00	
								004 323 64 00	
					27.36.023		Chass. 5064843->	002 323 86 00	
		special designed model				004 323 64 00			
		Chass. 5064843->				003 323 66 00			
						004 323 67 00			

2223

2223 LP 6x2		335452 335462		o	27.36.194	oo		001 326 41 00
								003 326 51 00

2224

2224, 6x2 2224, 6x4	04.76 - 12.82 04.76 - 12.82	385.332/333 385335		o	27.36.049			001 323 00 00	
								003 323 19 00	
		385338 385383 385385 385387		o					003 326 00 00
									385 326 04 00
o	27.41.005	oo					002 326 74 00		
							003 326 11 00		



MERCEDES BENZ

year of construction	model			Gerep number		information	original number
----------------------	-------	--	--	--------------	--	-------------	-----------------

2224





2224 B 2224 K 2224 S	05.75 - 03.84 04.76 - 12.82 07.76 - 12.82	385.394-399			27.31.291			004 323 33 00 004 323 71 00
2224 L 6x2		348473			27.36.003			003 323 71 00 006 323 08 00
					27.46.063			002 326 50 00 002 326 55 00
2224 LP 6x4 2224 LPN 6x2	01.69 - 01.69 -	335 335.452 335462			27.36.194			001 326 41 00 003 326 51 00

2225



































2225		653.022/024			27.41.005			002 326 74 00 003 326 11 00
								003 326 00 00 385 326 04 00
2225, 184 kW	04.85 - 03.91	617033						003 326 00 00 385 326 04 00
								002 323 86 00 004 323 64 00
		619017			27.36.023		special designed model	002 323 86 00 004 323 64 00
								003 323 66 00 004 323 67 00
619.017/019			27.41.005			002 326 74 00 003 326 11 00		
						003 326 00 00 385 326 04 00		
619034			27.36.023			002 323 86 00 004 323 64 00		
2225 6x2,6x4		619.208/209			27.21.105			003 323 90 00 004 323 76 00
					27.46.093			003 326 38 00 004 326 02 00
					27.32.040			002 326 46 00 385 326 01 00
2225 B	08.83 - 03.91	619048			27.36.023		->Chass. 5064842	002 323 86 00 004 323 64 00
					27.36.023		Chass. 5064843-> special designed model	002 323 86 00 004 323 64 00
							Chass. 5064843->	003 323 66 00 004 323 67 00
		619049						003 323 66 00 004 323 67 00

2226













2226	09.75 - 12.80	393			27.36.377			002 323 58 00 004 323 45 00
					27.43.037			001 326 93 00 393 326 00 00
					27.36.194			001 326 41 00 003 326 51 00
		393.315/316			27.36.377		->Chass. 4496612	002 323 58 00 004 323 45 00
							Chass. 4496613->	003 323 32 00 006 323 09 00
					27.36.079		Chass. 4496613->	005 323 40 00 005 323 41 00
							->Chass. 4496612	002 326 90 00 003 326 80 00
	27.46.045		Chass. 4496613->	002 326 92 00 003 326 50 00				
2226 6x4		393111 393.115/116			27.36.377			002 323 58 00 004 323 45 00

	MERCEDES BENZ						
	year of construction	model			Gerep number		information

2226

2226,2226 L	08.73 - 09.96	393.374-377 393.574-576			27.36.377			002 323 58 00 004 323 45 00	
					27.46.063			002 326 50 00 002 326 55 00	
					27.43.037			001 326 93 00 393 326 00 00	
					27.36.194			001 326 41 00 003 326 51 00	
					27.49.002			002 326 45 00 002 326 51 00	
2226 LP 6x2		363021 363026			27.43.037		001 326 93 00 393 326 00 00		
					27.36.194			001 326 41 00 003 326 51 00	
2226 LPN 6x2		363			27.36.194		001 326 41 00 003 326 51 00		
2226 S,2226 LS	08.73 - 09.96	393			27.36.375		004 323 44 00 006 323 07 00		
					27.46.063		002 326 50 00 002 326 55 00		
					27.49.002			002 326 45 00 002 326 51 00	
					27.36.377		->Chass. 4496612	002 323 58 00 004 323 45 00	
						Chass. 4496613->	003 323 32 00 006 323 09 00		
				27.36.079		Chass. 4496613->	005 323 40 00 005 323 41 00		
						->Chass. 4496612	002 326 90 00 003 326 80 00		
				27.46.045		Chass. 4496613->	002 326 92 00 003 326 50 00		
				393511			27.46.118		002 326 62 00 005 326 20 00
						27.46.118			002 326 62 00 005 326 20 00

2228

2228, 6x2	12.79 - 03.91	619.208/209			27.46.093		003 326 38 00 004 326 02 00
					27.21.105		003 323 90 00 004 323 76 00
					27.32.040		002 326 46 00 385 326 01 00
2228, 6x4 2228 S	12.79 - 03.91 12.79 - 03.91	623.032/033 623130 623180					->Chass. 4866170 003 323 32 00 006 323 09 00
					27.36.079		->Chass. 4866170 005 323 40 00 005 323 41 00
					27.36.003		Chass. 4866171-> 003 323 71 00 006 323 08 00
					27.46.045		002 326 92 00 003 326 50 00
					27.46.045		



MERCEDES BENZ

year of construction	model			Gerep number		information	original number
----------------------	-------	--	--	--------------	--	-------------	-----------------

2228

2228,2228 L	08.73 - 09.96	623		o o	27.36.079			003 323 32 00 006 323 09 00	
								005 323 40 00 005 323 41 00	
				I T	27.43.037			001 326 93 00 393 326 00 00	
					o o	27.36.194	oo		001 326 41 00 003 326 51 00
			623.006-009 623058		I T		oo	Chass. 5 294702->	004 326 25 00 648 326 00 00
						623.407/408 623458		o o	27.36.079
					005 323 40 00 005 323 41 00				
			27.46.063	4x		002 326 50 00 002 326 55 00			
			27.49.001	oo		002 326 60 00 623 326 00 00			
				o o	27.46.096	4x		004 326 23 00 004 326 43 00	

2232

2232	05.74 - 09.83	393.325/326		o o	27.36.377		->Chass. 4496612	002 323 58 00 004 323 45 00		
							Chass. 4496613->	003 323 32 00 006 323 09 00		
					27.36.079	☺	Chass. 4496613->	005 323 40 00 005 323 41 00		
				o o			Chass. 4431028 - Chass. 4496612	002 326 90 00 003 326 80 00		
					27.46.045		Chass. 4496613->	002 326 92 00 003 326 50 00		
2232,2232 L	08.73 - 09.96	393.384-387 393.585/586		o o	27.36.377			002 323 58 00 004 323 45 00		
						o o	27.46.063			002 326 50 00 002 326 55 00
				I T	27.43.037			001 326 93 00 393 326 00 00		
				o o	27.36.194	oo		001 326 41 00 003 326 51 00		
				I T	27.49.002	oo		002 326 45 00 002 326 51 00		
2232 LP 6x2 2232 LPN 6x2		363 363.072 363077		o o	27.36.194	oo		001 326 41 00 003 326 51 00		
					2232 LS 6x4		o o	27.46.118		
		27.46.118	oo		002 326 62 00 005 326 20 00					
2232 S,2232 LS	08.73 - 09.96	393321		o o	27.36.377		->Chass. 4496612	002 323 58 00 004 323 45 00		
							Chass. 4496613->	003 323 32 00 006 323 09 00		
					27.36.079	☺	Chass. 4496613->	005 323 40 00 005 323 41 00		
				o o			Chass. 4453074 - Chass. 4496612	002 326 90 00 003 326 80 00		
					27.46.045		Chass. 4496613->	002 326 92 00 003 326 50 00		
			393521		o o	27.36.375			004 323 44 00 006 323 07 00	
						o o	27.46.063			002 326 50 00 002 326 55 00
		I T				27.49.002	oo		002 326 45 00 002 326 51 00	



MERCEDES BENZ

	year of construction	model			Gerep number		information	original number	
2233	11.80 - 05.87	623048		⊘			->Chass. 4866170	003 323 32 00 006 323 09 00	
					27.36.079		->Chass. 4866170	005 323 40 00 005 323 41 00	
2233,2233 L	08.73 - 09.96	623023		⊘				003 323 32 00 006 323 09 00	
					27.36.079			005 323 40 00 005 323 41 00	
		623073		⊘	⊘			●○ Chass. 5 294702->	004 326 25 00 648 326 00 00
						27.43.037			001 326 93 00 393 326 00 00
						27.36.194	○○		001 326 41 00 003 326 51 00
		623073		⊘	⊘		27.36.003		003 323 71 00 006 323 08 00
						27.43.037	⊘	●○ Chass. 5 294702->	004 326 25 00 648 326 00 00
		623423		⊘	⊘				003 323 32 00 006 323 09 00
						27.36.079			005 323 40 00 005 323 41 00
				27.46.063	⊘	⊘	⊕X		002 326 50 00 002 326 55 00
							27.49.001	○○	
				27.46.096	⊘	⊘	⊕X		004 326 23 00 004 326 43 00
623473		⊘	⊘		27.36.003		003 323 71 00 006 323 08 00		
				27.46.063	⊘	⊕X	002 326 50 00 002 326 55 00		
								27.49.001	○○
				27.46.096	⊕X		004 326 23 00 004 326 43 00		
2233 S	11.80 - 05.87	623145		⊘			->Chass. 4866170	003 323 32 00 006 323 09 00	
					27.36.079		->Chass. 4866170	005 323 40 00 005 323 41 00	
					27.36.003		Chass. 4866171->	003 323 71 00 006 323 08 00	
		623195		⊘	27.36.003			003 323 71 00 006 323 08 00	



MERCEDES BENZ

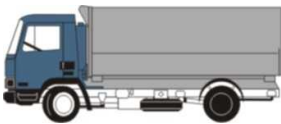













































year of construction	model			Gerep number		information	original number
----------------------	-------	--	--	--------------	--	-------------	-----------------

2235

2235,2235 L	08.73 - 09.96	648.012/013		○			003 323 32 00 006 323 09 00	
					27.36.079		005 323 40 00 005 323 41 00	
				┌		●○	Chass. 5 279763->	004 326 25 00 648 326 00 00
				└	27.43.037		001 326 93 00 393 326 00 00	
				○	27.36.194	○○		001 326 41 00 003 326 51 00
			648038		○			003 323 32 00 006 323 09 00
					27.36.079		005 323 40 00 005 323 41 00	
				○	27.46.045		002 326 92 00 003 326 50 00	
					27.46.045	○○	002 326 92 00 003 326 50 00	
		648063		○	27.36.003		003 323 71 00 006 323 08 00	
					┌		●○	Chass. 5 279763->
			└		27.43.037		001 326 93 00 393 326 00 00	
				○	27.36.194	○○	001 326 41 00 003 326 51 00	
		648413		○			003 323 32 00 006 323 09 00	
					27.36.079		005 323 40 00 005 323 41 00	
				○	27.46.063		002 326 50 00 002 326 55 00	
				┌	27.49.001	○○	002 326 60 00 623 326 00 00	
				○	27.46.096		004 326 23 00 004 326 43 00	
		648463		○	27.36.003		003 323 71 00 006 323 08 00	
					○	27.46.063		002 326 50 00 002 326 55 00
┌	27.49.001		○○		002 326 60 00 623 326 00 00			
	○		27.46.096		004 326 23 00 004 326 43 00			
2235 K	03.86 - 07.89	648137		○			003 323 32 00 006 323 09 00	
					┌	27.43.037		001 326 93 00 393 326 00 00
2235 S,2235 LS	08.73 - 09.96	648135		○	27.36.003		003 323 71 00 006 323 08 00	
					○	27.46.045		002 326 92 00 003 326 50 00
						27.46.045	○○	002 326 92 00 003 326 50 00

2236

2236	09.82 - 03.91	623.012/013 623058		○			003 323 32 00 006 323 09 00	
					27.36.079		005 323 40 00 005 323 41 00	
				┌		●○	Chass. 5 279763->	004 326 25 00 648 326 00 00
				└	27.43.037		001 326 93 00 393 326 00 00	
				○	27.36.194	○○	001 326 41 00 003 326 51 00	

	MERCEDES BENZ									
	year of construction	model			Gerep number		information	original number		
2236										
2236 LP 6x2		623071 623076			27.43.037		Chass. 815018->	001 326 93 00 393 326 00 00		
					27.36.194	●●		001 326 41 00 003 326 51 00		
2236 LS 6x4		393521			27.46.118	⊙X		002 326 62 00 005 326 20 00		
					27.46.118	●●⊙X		002 326 62 00 005 326 20 00		
2236 S	12.84 - 03.91	623135			27.36.003			003 323 71 00 006 323 08 00		
2238										
2238,2238 L	08.73 - 09.96	623068			27.36.003		Chass. 5 294702->	003 323 71 00 006 323 08 00		
								●●	004 326 25 00 648 326 00 00	
					27.43.037				001 326 93 00 393 326 00 00	
				623468			27.36.194	●●		001 326 41 00 003 326 51 00
						27.36.003			003 323 71 00 006 323 08 00	
							27.46.063			002 326 50 00 002 326 55 00
						27.49.001	●●		002 326 60 00 623 326 00 00	
		27.46.096			004 326 23 00 004 326 43 00					
2238 S	01.81 - 12.86	623190			27.36.003			003 323 71 00 006 323 08 00		
2244										
2244,2244 L	08.73 - 09.96	648073			27.36.003		Chass. 5 294702->	003 323 71 00 006 323 08 00		
								●●	004 326 25 00 648 326 00 00	
					27.43.037				001 326 93 00 393 326 00 00	
				648473			27.36.194	●●		001 326 41 00 003 326 51 00
						27.36.003			003 323 71 00 006 323 08 00	
							27.46.063			002 326 50 00 002 326 55 00
						27.49.001	●●		002 326 60 00 623 326 00 00	
		27.46.096			004 326 23 00 004 326 43 00					
2244 S	10.85 - 07.89	648195			27.36.003			003 323 71 00 006 323 08 00		
						27.46.045			002 326 92 00 003 326 50 00	
						27.46.045	●●		002 326 92 00 003 326 50 00	
2324										
2324 LL 6x3					27.36.038			005 323 07 00		
2362										
2362 6x4		395			27.36.377			002 323 58 00 004 323 45 00		



MERCEDES BENZ

year of construction	model			Gerep number		information	original number
----------------------	-------	--	--	--------------	--	-------------	-----------------

2420





2420,2420 L	12.87 - 09.96	653.011/012/014		○ ○	27.41.005	●○		002 326 74 00 003 326 11 00
				○ ○		●○		003 326 00 00 385 326 04 00
		653.411/412 653414		○ ○				
				○ ○	27.36.307	④X	->Chass. 5587351 Chass. 5587352->	005 323 18 00 004 326 58 00 004 326 70 00
	654411 654413			○ ○	27.46.093	○●	->Chass. 5903513	003 326 38 00 004 326 02 00
				○ ○	27.31.119	●○	->Chass. 5903513	003 323 98 00 003 323 99 00
		○ ○		27.36.059	●○	Chass. 5903514->	003 323 67 00 004 323 68 00	
	654411 654413		○ ○	27.46.119	○●	Chass. 5903514->	005 323 67 00 005 323 69 00	
			○ ○	27.46.119	○●	Chass. 5903514->	005 323 51 00 005 323 54 00	
		○ ○	27.36.307	④X			005 323 18 00	

2422



































2422 2422 B 2422 K	09.89 - 08.94 09.89 - 08.94 09.89 - 08.94	653.036-038 653074 653076 653.137/138		○ ○				003 323 66 00 004 323 67 00	
2422,2422 L	12.87 - 09.96	653.017/019		○ ○	27.41.005	●○		002 326 74 00 003 326 11 00	
				○ ○		●○		003 326 00 00 385 326 04 00	
		653417 653419		○ ○					003 323 66 00 004 323 67 00
					○ ○	27.36.307	④X	->Chass. 5587351 Chass. 5587352->	005 323 18 00 004 326 58 00 004 326 70 00
				○ ○	27.49.001	●○			002 326 60 00 623 326 00 00
2422 L		652.438/439		○ ○				003 323 66 00 004 323 67 00	
				○ ○	27.36.336		for vehicle with reinforced front spring	005 323 60 00 005 323 65 00	
					○ ○	27.36.307	④X	->Chass. 5587351 Chass. 5587352->	005 323 18 00 004 326 58 00 004 326 70 00
		654.416/417/418		○ ○	27.46.093	○●	->Chass. 5903513	003 326 38 00 004 326 02 00	
				○ ○	27.31.119	●○	->Chass. 5903513	003 323 98 00 003 323 99 00	
				○ ○		●○	Chass. 5903514->	005 323 67 00 005 323 69 00	
				○ ○	27.46.119	○●	Chass. 5903514->	005 323 51 00 005 323 54 00	
			○ ○	27.36.307	④X			005 323 18 00	

2425









2425		617033		○ ○				003 326 00 00 385 326 04 00
------	--	--------	--	--------	--	--	--	--------------------------------

	MERCEDES BENZ						
	year of construction	model			Gerep number		information







2426

2426		652.046/047						003 323 66 00 004 323 67 00		
						27.36.336		for vehicle with reinforced front spring	005 323 60 00 005 323 65 00	
							27.47.031			003 326 14 00 617 326 00 00
2426 2426 B	01.90 - 08.94 02.90 - 08.94	653044 653077 653079						003 323 66 00 004 323 67 00		
2426 L		652.446/447						003 323 66 00 004 323 67 00		
							27.36.307	ⓄX	->Chass. 5587351	005 323 18 00
								ⓄX	Chass. 5587352->	004 326 58 00 004 326 70 00
							27.36.336		for vehicle with reinforced front spring	005 323 60 00 005 323 65 00
2426 L, 200-230 kW 2426 L, 250 kW 2426 L, 195 kW	02.90 - 08.94 02.90 - 08.94 02.90 - 08.94	654422				27.46.093	Ⓞ●	->Chass. 5903513	003 326 38 00 004 326 02 00	
						27.31.119	●Ⓞ	->Chass. 5903513	003 323 98 00 003 323 99 00	
							●Ⓞ	Chass. 5903514->	005 323 67 00 005 323 69 00	
						27.46.119	Ⓞ●	Chass. 5903514->	005 323 51 00 005 323 54 00	
							27.36.307	ⓄX	->Chass. 5903513	005 323 18 00
2426/L		654418				27.46.093	Ⓞ●	->Chass. 5903513	003 326 38 00 004 326 02 00	
						27.31.119	●Ⓞ	->Chass. 5903513	003 323 98 00 003 323 99 00	
							●Ⓞ	Chass. 5903514->	005 323 67 00 005 323 69 00	
						27.46.119	Ⓞ●	Chass. 5903514->	005 323 51 00 005 323 54 00	
							27.36.307	ⓄX		005 323 18 00












2427

2427 L		654418				27.46.093	Ⓞ●	->Chass. 5903513	003 326 38 00 004 326 02 00
						27.31.119	●Ⓞ	->Chass. 5903513	003 323 98 00 003 323 99 00
							●Ⓞ	Chass. 5903514->	005 323 67 00 005 323 69 00
						27.46.119	Ⓞ●	Chass. 5903514->	005 323 51 00 005 323 54 00
							27.36.307	ⓄX	

2428

2428 L		621416						003 323 32 00 006 323 09 00	
						27.36.079			005 323 40 00 005 323 41 00
							27.46.096	ⓄX	





2429

2429	07.88 - 08.94	658.032/033						003 323 32 00 006 323 09 00	
						27.36.079			005 323 40 00 005 323 41 00
							27.46.045	ⓄX	
2429		652043 652045						003 323 66 00 004 323 67 00	
							27.47.031		





















MERCEDES BENZ

	year of construction	model			Gerep number		information	original number		
2429										
2429,2429 L	07.87 - 09.96	658001			27.36.079			005 323 40 00 005 323 41 00		
								004 326 25 00 648 326 00 00		
		658.006-009			27.36.079				005 323 40 00 005 323 41 00	
					27.36.194	⊙⊙			001 326 41 00 003 326 51 00	
						●○			004 326 25 00 648 326 00 00	
		658.407/408						->Chass. 5463047	003 323 32 00 006 323 09 00	
					27.36.079				005 323 40 00 005 323 41 00	
					27.46.096	④X	->Chass. 5922798		004 326 23 00 004 326 43 00	
					27.49.001	⊙⊙	->Chass. 5922798		002 326 60 00 623 326 00 00	
					27.36.373	④X	Chass. 5922799->		004 326 64 00 004 326 65 00	
					27.49.009	⊙⊙	Chass. 5922799->		004 326 66 00 658 320 00 31	
		2429 K	07.88 - 08.94	658132 658134						003 323 32 00 006 323 09 00
							27.36.079			005 323 40 00 005 323 41 00
		2429 S	07.88 - 08.94	658130			27.36.003			003 323 71 00 006 323 08 00
					27.46.045	④X		002 326 92 00 003 326 50 00		
2429 S,2429 LS	07.87 - 09.96	657105			27.46.059	○●		003 326 25 00 003 326 48 00		
					27.36.003	●○		003 323 71 00 006 323 08 00		
					27.36.348			002 326 88 00 003 326 44 00		
					27.46.059	○●		003 326 25 00 003 326 48 00		
		657505			27.36.003	●○		003 323 71 00 006 323 08 00		
					27.46.063	④X●○		002 326 50 00 002 326 55 00		
					27.46.063	④X○●		002 326 50 00 002 326 55 00		
2433										
2433		652067						003 323 66 00 004 323 67 00		
					27.36.336		for vehicle with reinforced front spring	005 323 60 00 005 323 65 00		
					27.47.031			003 326 14 00 617 326 00 00		
2435										
2435		645026						003 323 32 00 006 323 09 00		
					27.36.079			005 323 40 00 005 323 41 00		
					27.48.021			003 326 21 00 645 326 00 00		

	MERCEDES BENZ						
	year of construction	model			Gerep number		information

2435

2435, 260-269 kW	07.88 - 08.94	658.012/013 658063 658.016-019		○ ○				003 323 32 00 006 323 09 00	
					27.36.079			005 323 40 00 005 323 41 00	
				 		●○			004 326 25 00 648 326 00 00
					658038		○ ○		
			27.36.079					005 323 40 00 005 323 41 00	
				○ ○	27.46.045				002 326 92 00 003 326 50 00
		27.46.045			○○			002 326 92 00 003 326 50 00	
		658.137-139		○ ○				003 323 32 00 006 323 09 00	
					27.36.079			005 323 40 00 005 323 41 00	
					○ ○	27.46.045	④X		
		2435,2435 L	07.87 - 09.96			658.012/013 658063		○ ○	
		27.36.079							005 323 40 00 005 323 41 00
	 			●○				004 326 25 00 648 326 00 00	
		658.413/463			○ ○			->Chass. 5463047	003 323 32 00 006 323 09 00
27.36.079		Chass. 5463048->					005 323 40 00 005 323 41 00		
	○ ○	27.46.096		④X	->Chass. 5922798			004 326 23 00 004 326 43 00	
		○ 		27.49.001	○○	->Chass. 5922798		002 326 60 00 623 326 00 00	
○ ○	27.36.373	④X			Chass. 5922799->		004 326 64 00 004 326 65 00		
	○ 	27.49.009		○○	Chass. 5922799->		004 326 66 00 658 320 00 31		
 				●○			004 326 25 00 648 326 00 00		
	2435 K	07.88 - 08.94		658.137-139		○ ○			003 323 32 00 006 323 09 00
27.36.079								005 323 40 00 005 323 41 00	
	○ ○		27.46.045		④X			002 326 92 00 003 326 50 00	
		2435 S	07.88 - 08.94	658135		○ ○	27.36.003		003 323 71 00 006 323 08 00
	○ ○	27.46.045					④X●○		
		27.46.045			④X○●			002 326 92 00 003 326 50 00	
2435 S,2435 LS	07.87 - 09.96	657110		○ ○	27.46.059	○●		003 326 25 00 003 326 48 00	
					27.36.003	●○		003 323 71 00 006 323 08 00	
				○ ○	27.36.348				002 326 88 00 003 326 44 00
					657.510/560		○ ○	27.46.059	○●
		27.36.003	●○		003 323 71 00 006 323 08 00				
			○ ○	27.46.063	④X			002 326 50 00 002 326 55 00	



MERCEDES BENZ

year of construction	model			Gerep number		information	original number
----------------------	-------	--	--	--------------	--	-------------	-----------------

2448




















































2448,2448 L	07.87 - 09.96	658.070/071 658073			27.36.079			005 323 40 00 005 323 41 00		
								004 326 25 00 648 326 00 00		
					27.36.194	⊙⊙		001 326 41 00 003 326 51 00		
		658473						->Chass. 5463047	003 323 32 00 006 323 09 00	
						27.36.079		Chass. 5463048->	005 323 40 00 005 323 41 00	
					27.46.096	④X		->Chass. 5922798	004 326 23 00 004 326 43 00	
						27.49.001	⊙⊙		->Chass. 5922798	002 326 60 00 623 326 00 00
						27.36.373	④X		Chass. 5922799->	004 326 64 00 004 326 65 00
						27.49.009	⊙⊙		Chass. 5922799->	004 326 66 00 658 320 00 31
2448 L 2448 LS	07.88 - 07.92	657510 657585 658195 658473			27.46.059	⊙●		003 326 25 00 003 326 48 00		
					27.36.003	●○		003 323 71 00 006 323 08 00		
					27.46.063	④X		002 326 50 00 002 326 55 00		
2448 S	07.88 - 07.92	658195			27.36.003			003 323 71 00 006 323 08 00		
					27.46.045			002 326 92 00 003 326 50 00		
					27.46.045	⊙⊙		002 326 92 00 003 326 50 00		

2522

2522 L		654.416/417			27.46.093	⊙●	->Chass. 5903513	003 326 38 00 004 326 02 00
					27.31.119	●○	->Chass. 5903513	003 323 98 00 003 323 99 00
						●○	Chass. 5903514->	005 323 67 00 005 323 69 00
					27.46.119	⊙●	Chass. 5903514->	005 323 51 00 005 323 54 00
2522 L		654417			27.46.093	⊙●	->Chass. 5903513	003 326 38 00 004 326 02 00
					27.31.119	●○	->Chass. 5903513	003 323 98 00 003 323 99 00
					27.36.307	④X		005 323 18 00

2524

2524, 9600 ccm 2524, 10964 ccm	06.92 - 09.96	652032			27.36.336			005 323 60 00 005 323 65 00	
	01.94 - 09.96	653.031-033						003 323 66 00 004 323 67 00	
2524,2524 L, 180-200 kW 2524,2524 L, 180 kW	12.87 - 09.96 12.87 - 09.96	653.022/024			27.36.163		Chass. K034709->	005 323 59 00 005 323 63 00	
					27.41.005	⊙⊙		002 326 74 00 003 326 11 00	
							●○		003 326 00 00 385 326 04 00
		654.416/417/ 418 654.426/427/ 428				●○	Chass. 5903514->	005 323 67 00 005 323 69 00	
						27.46.119	⊙●	Chass. 5903514->	005 323 51 00 005 323 54 00
		654.416-418			27.46.093	⊙●	->Chass. 5903513		003 326 38 00 004 326 02 00
						27.31.119	●○	->Chass. 5903513	003 323 98 00 003 323 99 00
					27.36.307	④X			005 323 18 00
654.426-428					④X				

	MERCEDES BENZ									
	year of construction	model			Gerep number		information	original number		
2524										
2524 K, 9600 ccm	06.92 - 09.96	653128						003 323 66 00		
2524 K, 10964 ccm	01.94 - 09.96							004 323 67 00		
2527										
2527, 9572 ccm	10.93 - 09.96	653047 653049						003 323 66 00 004 323 67 00		
2527, 10964 ccm	01.94 - 09.96	653047						003 323 66 00		
		653049			27.41.005	⊗		002 326 74 00 003 326 11 00		
							●○	003 326 00 00 385 326 04 00		
		654.426/427 654.432/433			27.36.307	⊗X		005 323 18 00		
		654.432/433					●○	005 323 67 00 005 323 69 00		
					27.46.119	○●	005 323 51 00 005 323 54 00			
2527 B, 9572 ccm	03.91 - 09.96	653070						003 323 66 00		
2527 B, 10964 ccm	01.94 - 09.96	653072						004 323 67 00		
2527 L		652455						003 323 66 00		
		652.457/458						004 323 67 00		
								004 326 58 00 004 326 70 00		
		652.457/458			27.36.336		for vehicle with reinforced front spring	005 323 60 00 005 323 65 00		
2527 L		654.422/426/ 427				●○		005 323 67 00 005 323 69 00		
						27.46.119	○●		005 323 51 00 005 323 54 00	
2527 L, 200-230 kW, 9572 ccm	09.92 - 09.96	653417 653419						003 323 66 00 004 323 67 00		
							27.36.307	⊗X	->Chass. 5587351	005 323 18 00
							⊗X	Chass. 5587352->	004 326 58 00 004 326 70 00	
				27.49.001	⊗			002 326 60 00 623 326 00 00		
				654.416/417/ 418 654.432/433				●○	Chass. 5903514->	005 323 67 00 005 323 69 00
			27.46.119				○●	Chass. 5903514->	005 323 51 00 005 323 54 00	
				654.416-418 654422			27.46.093	○●	->Chass. 5903513	003 326 38 00 004 326 02 00
			27.31.119				●○	->Chass. 5903513	003 323 98 00 003 323 99 00	
							27.36.307	⊗X		005 323 18 00
				654.432/433			27.36.307	⊗X		005 323 18 00
2527 L, 200-230 kW, 10964 ccm	01.94 - 09.96	654.432/433				●○		005 323 67 00 005 323 69 00		
						27.46.119	○●		005 323 51 00 005 323 54 00	
							27.36.307	⊗X		005 323 18 00
2527 L, 195 kW	03.91 - 08.94	654418			27.46.093	○●	->Chass. 5903513	003 326 38 00 004 326 02 00		
						27.31.119	●○	->Chass. 5903513	003 323 98 00 003 323 99 00	
							●○	Chass. 5903514->	005 323 67 00 005 323 69 00	
						27.46.119	○●	Chass. 5903514->	005 323 51 00 005 323 54 00	
							27.36.307	⊗X		005 323 18 00







































































MERCEDES BENZ

year of construction	model			Gerep number		information	original number
----------------------	-------	--	--	--------------	--	-------------	-----------------

2531

2531,2531 L, 9572 ccm	12.87 - 09.96	653.050-054					003 323 66 00 004 323 67 00			
					27.41.005	●●	002 326 74 00 003 326 11 00			
						●○	003 326 00 00 385 326 04 00			
		653.450-454						003 323 66 00 004 323 67 00		
					27.36.307		->Chass. 5587351 Chass. 5587352->	005 323 18 00 004 326 58 00 004 326 70 00		
					27.49.001	●●		002 326 60 00 623 326 00 00		
		654012			27.46.119	○●	Chass. 5541675->	005 323 51 00 005 323 54 00		
		2531,2531 L, 10964 ccm	12.87 - 09.96	653.050-054					003 323 66 00 004 323 67 00	
							27.41.005	●●	002 326 74 00 003 326 11 00	
								●○	003 326 00 00 385 326 04 00	
653.450-454								003 323 66 00 004 323 67 00		
					27.36.307		->Chass. 5587351 Chass. 5587352->	005 323 18 00 004 326 58 00 004 326 70 00		
					27.49.001	●●		002 326 60 00 623 326 00 00		
2531 L				652.495-497					003 323 66 00 004 323 67 00	
									004 326 58 00 004 326 70 00	
				654416 654418 654422			27.46.093	○●	->Chass. 5903513	003 326 38 00 004 326 02 00
							27.31.119	●○	->Chass. 5903513	003 323 98 00 003 323 99 00
					27.36.307	④X		005 323 18 00		
		654.416/418/ 422 654.426/428/ 433				●○	Chass. 5903514->	005 323 67 00 005 323 69 00		
					27.46.119	○●	Chass. 5903514->	005 323 51 00 005 323 54 00		
		654426 654428 654433			27.36.307	④X		005 323 18 00		
			655.405/406 655408			27.36.079			005 323 40 00 005 323 41 00	
					27.36.373	④X		004 326 64 00 004 326 65 00		
2531 L 6x2		658418				->Chass. 5463047	003 323 32 00 006 323 09 00			
					27.36.079		Chass. 5463048->	005 323 40 00 005 323 41 00		
				27.46.096	④X	->Chass. 5922798	004 326 23 00 004 326 43 00			
				27.49.001	●●	->Chass. 5922798	002 326 60 00 623 326 00 00			
				27.36.373	④X	Chass. 5922799->	004 326 64 00 004 326 65 00			
				27.49.009	●●	Chass. 5922799->	004 326 66 00 658 320 00 31			

	MERCEDES BENZ							
	year of construction	model			Gerep number		information	original number
2534								
2534		652065						003 323 66 00 004 323 67 00
					27.36.336		for vehicle with reinforced front spring	005 323 60 00 005 323 65 00
					27.47.031			003 326 14 00 617 326 00 00
2534,2534 L	12.87 - 09.96	653.061-064					->Chass. 5903513	003 323 66 00 004 323 67 00
					27.36.163		Chass. K034709->	005 323 59 00 005 323 63 00
					27.41.005			002 326 74 00 003 326 11 00
								003 326 00 00 385 326 04 00
		653461						003 323 66 00 004 323 67 00
					27.36.307		->Chass. 5587351	005 323 18 00
							Chass. 5587352->	004 326 58 00 004 326 70 00
					27.49.001			002 326 60 00 623 326 00 00
		653475						005 323 27 00 006 323 42 00
								005 323 17 00
					27.49.001			002 326 60 00 623 326 00 00
2534 K	01.91 - 09.96	653158						003 323 66 00 004 323 67 00
2534 L		652.465-468						003 323 66 00 004 323 67 00
					27.36.307		->Chass. 5587351	005 323 18 00
							Chass. 5587352->	004 326 58 00 004 326 70 00
		652.467/468			27.36.336		for vehicle with reinforced front spring	005 323 60 00 005 323 65 00
		654426 654.432/433			27.36.307			005 323 18 00
		654.426/432/ 433						005 323 67 00 005 323 69 00
		655.420-423			27.36.079			005 323 40 00 005 323 41 00
					27.36.373			004 326 64 00 004 326 65 00
2534 LL		652478						005 323 27 00 006 323 42 00
								005 323 17 00
2534 S,2534 LS	12.87 - 09.96	654155 654555 654555			27.46.119		Chass. 5541675->	005 323 51 00 005 323 54 00
					27.46.093		->Chass. 5541674	003 326 38 00 004 326 02 00
					27.31.119		->Chass. 5541674	003 323 98 00 003 323 99 00
					27.36.307		->Chass. 5541674	005 323 18 00



MERCEDES BENZ





year of construction	model			Gerep number		information	original number
----------------------	-------	--	--	--------------	--	-------------	-----------------

2535










































2535 L 6x2		658418					->Chass. 5463047	003 323 32 00 006 323 09 00
					27.36.079		Chass. 5463048->	005 323 40 00 005 323 41 00
					27.46.096	④X	->Chass. 5922798	004 326 23 00 004 326 43 00
					27.49.001	●●	->Chass. 5922798	002 326 60 00 623 326 00 00
					27.36.373	④X	Chass. 5922799->	004 326 64 00 004 326 65 00
					27.49.009	●●	Chass. 5922799->	004 326 66 00 658 320 00 31

2538













2538, 280 kW, 12763 ccm 2538, 280 kW, 14618 ccm 2538, 320 kW 2538, 370 kW, 6x4	03.91 - 09.96 01.94 - 09.96 03.91 - 09.96 03.91 - 09.96	658043			27.36.079			005 323 40 00 005 323 41 00	
					27.46.045	●○		002 326 92 00 003 326 50 00	
					27.46.045	○●		002 326 92 00 003 326 50 00	
2538, 370 kW, 6x2	03.91 - 09.96	658029			27.36.194	●●		001 326 41 00 003 326 51 00	
						●○		004 326 25 00 648 326 00 00	
2538		655035 655037			27.36.079			005 323 40 00 005 323 41 00	
						27.48.021			003 326 21 00 645 326 00 00
2538,2538 L, 280 kW, 12763 ccm 2538,2538 L, 280 kW, 14618 ccm 2538,2538 L, 320 kW	07.87 - 09.96	658.021-024			27.36.079			005 323 40 00 005 323 41 00	
								004 326 25 00 648 326 00 00	
	07.87 - 09.96	658.026/027/ 028/029 658.078/079			27.36.079			005 323 40 00 005 323 41 00	
						27.36.194	●●	001 326 41 00 003 326 51 00	
							●○	004 326 25 00 648 326 00 00	
	07.87 - 09.96	658416 658.418/419						->Chass. 5463047	003 323 32 00 006 323 09 00
						27.36.079		Chass. 5463048->	005 323 40 00 005 323 41 00
						27.46.096	④X	->Chass. 5922798	004 326 23 00 004 326 43 00
						27.49.001	●●	->Chass. 5922798	002 326 60 00 623 326 00 00
						27.36.373	④X	Chass. 5922799->	004 326 64 00 004 326 65 00
						27.49.009	●●	Chass. 5922799->	004 326 66 00 658 320 00 31
	07.87 - 09.96	658466 658.468/469						->Chass. 5463047	003 323 32 00 006 323 09 00
					27.36.079		Chass. 5463048->	005 323 40 00 005 323 41 00	
					27.46.096	④X	->Chass. 5922798	004 326 23 00 004 326 43 00	
					27.49.001	●●	->Chass. 5922798	002 326 60 00 623 326 00 00	
					27.36.373	④X	Chass. 5922799->	004 326 64 00 004 326 65 00	
					27.49.009	●●	Chass. 5922799->	004 326 66 00 658 320 00 31	

	MERCEDES BENZ						
	year of construction	model			Gerep number		information

2538

2538 K, 2538 LK, 280 kW, 12763 ccm	03.91 - 09.96	658.147/148						003 323 32 00 006 323 09 00	
	01.94 - 09.96	658149			27.36.079			005 323 40 00 005 323 41 00	
2538 K, 2538 LK, 320 kW 2538 K, 2538 LK, 362-370 kW	03.91 - 09.96	655434 655.436/437			27.36.079			005 323 40 00 005 323 41 00	
	03.91 - 09.96				27.46.096	④X	->Chass. 5922798	004 326 23 00 004 326 43 00	
2538 L					27.36.373	④X	Chass. 5922799->	004 326 64 00 004 326 65 00	
					27.46.096	④X	->Chass. 5922798	004 326 23 00 004 326 43 00	
2538 LK		655337			27.36.375			004 323 44 00 006 323 07 00	
					27.43.109			003 326 23 00 646 326 00 00	
2538 S	03.91 - 09.96	658146						003 323 32 00 006 323 09 00	
					27.46.045	④X●○ ○●		002 326 92 00 003 326 50 00	
2538 S,2538 LS, 280 kW, 12763 ccm 2538 S,2538 LS, 320 kW	07.87 - 09.96	657520 657570			27.46.059	○●		003 326 25 00 003 326 48 00	
					27.36.079	●○		005 323 40 00 005 323 41 00	
				27.46.063	④X●○		002 326 50 00 002 326 55 00		
					27.46.063	④X○●		002 326 50 00 002 326 55 00	
		658146						003 323 32 00 006 323 09 00	
					27.46.045	④X●○ ○●		002 326 92 00 003 326 50 00	
	2538 S,2538 LS, 280 kW, 14618 ccm	07.87 - 09.96	657120			27.46.059	○●		003 326 25 00 003 326 48 00
						27.36.079	●○		005 323 40 00 005 323 41 00
				27.36.348			002 326 88 00 003 326 44 00		
		657520 657570			27.46.059	○●		003 326 25 00 003 326 48 00	
				27.36.079	●○		005 323 40 00 005 323 41 00		
				27.46.063	④X●○ ○●		002 326 50 00 002 326 55 00		
		658146						003 323 32 00 006 323 09 00	
					27.46.045	④X●○ ○●		002 326 92 00 003 326 50 00	

2544

2544		655093			27.36.079			005 323 40 00 005 323 41 00
					27.48.021			003 326 21 00 645 326 00 00
		658029			27.36.079			005 323 40 00 005 323 41 00
					27.36.194	○○		001 326 41 00 003 326 51 00
		658043			27.36.079			005 323 40 00 005 323 41 00
					27.46.045	●○○●		002 326 92 00 003 326 50 00

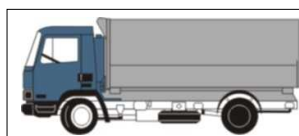


MERCEDES BENZ

year of construction	model			Gerep number		information	original number
----------------------	-------	--	--	--------------	--	-------------	-----------------

2544

2544,2544 L	07.87 - 09.96	655337			27.36.375			004 323 44 00 006 323 07 00		
					27.43.109			003 326 23 00 646 326 00 00		
		658.050/051			27.36.079			005 323 40 00 005 323 41 00		
								004 326 25 00 648 326 00 00		
		658.053/054			27.36.079			005 323 40 00 005 323 41 00		
					27.36.194	⊙⊙		001 326 41 00 003 326 51 00		
							●○	004 326 25 00 648 326 00 00		
		658.470/471						->Chass. 5463047	003 323 32 00 006 323 09 00	
					27.36.079			Chass. 5463048->	005 323 40 00 005 323 41 00	
					27.46.096	④X		->Chass. 5922798	004 326 23 00 004 326 43 00	
					27.49.001	⊙⊙		->Chass. 5922798	002 326 60 00 623 326 00 00	
					27.36.373	④X		Chass. 5922799->	004 326 64 00 004 326 65 00	
					27.49.009	⊙⊙		Chass. 5922799->	004 326 66 00 658 320 00 31	
2544 K		658147						003 323 32 00 006 323 09 00		
		658149			27.36.079			005 323 40 00 005 323 41 00		
2544 L		655434 655.436/437			27.36.079			005 323 40 00 005 323 41 00		
					27.46.096	④X		->Chass. 5922798	004 326 23 00 004 326 43 00	
						27.36.373	④X	Chass. 5922799->	004 326 64 00 004 326 65 00	
		658029			27.36.079				005 323 40 00 005 323 41 00	
					27.36.194	⊙⊙			001 326 41 00 003 326 51 00	
		658043			27.36.079				005 323 40 00 005 323 41 00	
					27.46.045	●○○●			002 326 92 00 003 326 50 00	
		658.418/419							->Chass. 5463047	003 323 32 00 006 323 09 00
					27.36.079			Chass. 5463048->	005 323 40 00 005 323 41 00	
					27.46.096	④X		->Chass. 5922798	004 326 23 00 004 326 43 00	
					27.49.001	⊙⊙		->Chass. 5922798	002 326 60 00 623 326 00 00	
					27.36.373	④X		Chass. 5922799->	004 326 64 00 004 326 65 00	
					27.49.009	⊙⊙		Chass. 5922799->	004 326 66 00 658 320 00 31	
		2544 LS		657570			27.46.059	○●		003 326 25 00 003 326 48 00
					27.36.079	●○		005 323 40 00 005 323 41 00		
				27.46.063	④X			002 326 50 00 002 326 55 00		
2544 S, LS	01.92 - 09.96	658146 658190						003 323 32 00 006 323 09 00		
					27.46.045	●○○●		002 326 92 00 003 326 50 00		



MERCEDES BENZ

	year of construction	model			Gerep number		information	original number
2550								
2550,2550 L	07.87 - 09.96	658.070/071/073			27.36.079		->Chass. 5934167	005 323 40 00 005 323 41 00
					27.36.194	⊙⊙	->Chass. 5934167	001 326 41 00 003 326 51 00
								004 326 25 00 648 326 00 00
		658.473/474				->Chass. 5463047	003 323 32 00 006 323 09 00	
					27.36.079	Chass. 5463048->	005 323 40 00 005 323 41 00	
					27.46.096	⊕X	->Chass. 5922798	004 326 23 00 004 326 43 00
					27.49.001	⊙⊙	->Chass. 5922798	002 326 60 00 623 326 00 00
					27.36.373	⊕X	Chass. 5922799->	004 326 64 00 004 326 65 00
					27.49.009	⊙⊙	Chass. 5922799->	004 326 66 00 658 320 00 31
2550 K		658147						003 323 32 00 006 323 09 00
		658149			27.36.079			005 323 40 00 005 323 41 00
2550 L		655496						003 323 32 00 006 323 09 00
					27.36.079			005 323 40 00 005 323 41 00
					27.46.096	⊕X	->Chass. 5922798	004 326 23 00 004 326 43 00
					27.36.373	⊕X	Chass. 5922799->	004 326 64 00 004 326 65 00
2550 LS		657585			27.36.079	●○	->Chass. 5934167	005 323 40 00 005 323 41 00
					27.36.003	●○	Chass. 5934168->	003 323 71 00 006 323 08 00
					27.46.059	○●		003 326 25 00 003 326 48 00
					27.46.063	⊕X		002 326 50 00 002 326 55 00
2550 S, 2550 LS	01.91 - 09.96	657585 658195			27.36.079		->Chass. 5915569	005 323 40 00 005 323 41 00
					27.36.003		Chass. 5915570->	003 323 71 00 006 323 08 00
					27.46.045	●○○●		002 326 92 00 003 326 50 00
2553								
2553		658027			27.36.079			005 323 40 00 005 323 41 00
					27.36.194	⊙⊙		001 326 41 00 003 326 51 00
2553,2553 L	07.87 - 09.96	658071			27.36.079		Chass. 5463048->	005 323 40 00 005 323 41 00
								004 326 25 00 648 326 00 00
2553 S, 2553 LS	01.96 - 09.96	655593			27.36.003		->Chass. K083162	003 323 71 00 006 323 08 00
							Chass. K083163->	003 323 32 00 006 323 09 00
					27.46.118	⊕X		002 326 62 00 005 326 20 00
		658195			27.36.003		->Chass. 5915569	003 323 71 00 006 323 08 00
					27.36.079		Chass. 5915570->	005 323 40 00 005 323 41 00
			27.46.045	●○○●		002 326 92 00 003 326 50 00		



MERCEDES BENZ

year of construction	model			Gerep number		information	original number
----------------------	-------	--	--	--------------	--	-------------	-----------------

2624

2624 L 6x4		343301			27.36.053		001 323 17 00 001 323 79 00
2624 LA 6x6		343101			27.36.053		001 323 17 00 001 323 79 00
2624 LAB 6x6		343134			27.36.053		001 323 17 00 001 323 79 00
2624 LAK 6x6		343.103/104			27.36.053		001 323 17 00 001 323 79 00
2624 LAS 6x6		343114			27.36.053		001 323 17 00 001 323 79 00
2624 LB 6x4		643334			27.36.053		001 323 17 00 001 323 79 00
2624 LK 6x4		643.303/304			27.36.053		001 323 17 00 001 323 79 00
2624 LK 6x6		643			27.36.375		004 323 44 00 006 323 07 00
2624 LS 6x4		643314			27.36.053		001 323 17 00 001 323 79 00

2626

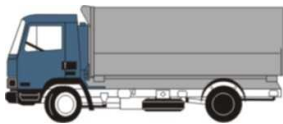





























2626	06.75 - 03.81	395312			27.36.377		002 323 58 00
2626 S	06.75 - 03.81	395.315/316					004 323 45 00
2626 A	06.75 - 03.81	395342			27.36.375		004 323 44 00
2626 AB	05.74 - 12.80	395344					006 323 07 00
2626 AK	08.73 - 12.81	395372					
2626 AS	06.75 - 03.81	395412					
2626 B	05.74 - 12.80	395415					
2626 K	08.73 - 03.81	395.442-444 395472					

2628

2628	02.80 - 03.91	623.007/009					003 323 32 00 006 323 09 00
					27.36.079		005 323 40 00 005 323 41 00
					27.43.037		001 326 93 00 393 326 00 00
					27.36.194		001 326 41 00 003 326 51 00
				624.032/033			27.46.030
				27.36.377		002 323 58 00 004 323 45 00	
2628 A, 206 kW	02.80 - 03.91	624.232/233			27.46.030	special designed model	003 323 30 00 004 323 47 00
					27.36.375		004 323 44 00 006 323 07 00
2628 A, 331 kW 2628 AS 2628 K	01.90 - 03.91	624132			27.46.030	special designed model	003 323 30 00
	02.80 - 03.91	624134					004 323 47 00
	02.80 - 03.91	624233 624331					27.36.375
2628 AK 2628 B 2628 LK 6x4	02.80 - 03.91 02.80 - 08.89	343 624.030 624.333/334			27.36.375		004 323 44 00 006 323 07 00
2628 L 6x4 2628 LS 6x4		343			27.36.374		002 323 16 00 004 323 49 00
2628 S	02.80 - 03.91	624131			27.46.030	special designed model	003 323 30 00 004 323 47 00
							27.36.377

2629

2629, 213-218 kW 2629, 269 kW 2629 S	07.88 - 08.94 07.88 - 08.94 07.88 - 08.94	659.032/033 659131			27.36.377		002 323 58 00 004 323 45 00
--	---	-----------------------	--	--	-----------	--	--------------------------------

	MERCEDES BENZ							
	year of construction	model			Gerep number		information	original number
2629								
2629 A, 280 kW	07.88 - 08.94	659030			27.36.375			004 323 44 00
2629 A, 320 kW	07.88 - 08.94	659132						006 323 07 00
2629 A, 362-370 kW	07.88 - 08.94	659134						
2629 A, 269 kW	07.88 - 08.94	659.232/233						
2629 A, 213-218 kW	07.88 - 08.94	659331						
2629 A, 340 kW	07.88 - 08.94	659.333/334						
2629 AK, 269 kW	07.88 - 08.94							
2629 AK, 320 kW	07.88 - 08.94							
2629 AK, 362-370 kW	07.88 - 08.94							
2629 AK, 213-218 kW	07.88 - 08.94							
2629 AS, 213-218 kW	07.88 - 08.94							
2629 AS, 362-370 kW	07.88 - 08.94							
2629 B	07.88 - 08.94							
2629 K, 230 kW	07.88 - 08.94							
2629 K, 362 kW	07.88 - 08.94							
2629 K, 213-218 kW	07.88 - 08.94							
2631								
2631, 230 kW	06.92 - 09.96	659000			27.36.375			004 323 44 00
2631, 230-250 kW	06.92 - 09.96	659.002/003						006 323 07 00
2631 A, 9572 ccm	06.92 - 09.96	659.101/102						
2631 A, 10964 ccm	01.94 - 09.96	659104						
2631 AK, 9572 ccm	06.92 - 09.96	659203						
2631 AK, 10964 ccm	01.94 - 09.96	659301						
2631 AS	06.92 - 09.96	659.303/304						
2631 B	06.92 - 09.96							
2631 S, 9572 ccm	06.92 - 09.96							
2631 S, 10964 ccm	06.92 - 09.96							
2632								
2632	05.74 - 09.83	395322			27.36.377			002 323 58 00
2632 S	05.74 - 09.83	395.325/326						004 323 45 00
2632 A	05.74 - 09.83	395 395.352			27.36.375			004 323 44 00
2632 AB,B		395354						006 323 07 00
2632 AK	08.73 - 09.83	395422						
2632 AS	05.74 - 09.83	395425						
2632 K	08.73 - 09.83	395.452-454						
2632 AS 6x6		395 624.331			27.46.030		special designed model	003 323 30 00
					27.36.375			004 323 47 00
								004 323 44 00
								006 323 07 00
2633								
2633	05.82 - 05.87	623023			27.36.377			002 323 58 00
2633 S	05.82 - 05.87	623073 624048 624146 624196						004 323 45 00
2633 6x2		623023						003 323 32 00
					27.36.079			006 323 09 00
								005 323 40 00
								005 323 41 00
					27.43.037			001 326 93 00
								393 326 00 00
					27.36.194			001 326 41 00
								003 326 51 00
		623073			27.36.003			003 323 71 00
								006 323 08 00
					27.43.037			001 326 93 00
								393 326 00 00
					27.36.194			001 326 41 00
								003 326 51 00
2634								
2634 S		659101			27.36.375			004 323 44 00
								006 323 07 00



MERCEDES BENZ















































year of construction	model			Gerep number		information	original number
----------------------	-------	--	--	--------------	--	-------------	-----------------

2635

2635		658038		○ ○	27.36.079		003 323 32 00
							006 323 09 00
				○ ○	27.46.045	④x	005 323 40 00
2635, 260-269 kW	07.88 - 08.94	648013		○ ○	27.36.377		002 323 58 00
2635, 370 kW	01.91 - 08.94	649038					004 323 45 00
2635, 210 kW	07.88 - 08.94	649136					
2635, 260 kW	04.86 - 03.91	649186					
2635 S, 250-269 kW	07.88 - 08.94	658019					
2635 S, 362-370 kW	07.88 - 08.94	659038					
2635 S, 260 kW	04.86 - 03.91	659136 659186					
2635 A, 260-269 kW	02.90 - 08.94	649237		○ ○	27.36.375		004 323 44 00
2635 A, 320 kW	12.91 - 08.94	649336					006 323 07 00
2635 A, 269 kW	09.87 - 03.91	649.338/339					
2635 AK, 250-269 kW	02.90 - 08.94	659137					
2635 AK, 362-370 kW	02.90 - 08.94	659139					
2635 AK, 269 kW	09.87 - 03.91	659237					
2635 AS, 250-269 kW	02.92 - 08.94	659336					
2635 AS, 362 kW	02.90 - 09.96	659.338/339					
2635 AS, 269 kW	09.87 - 03.91						
2635 K, 280 kW	01.91 - 08.94						
2635 K, 250-269 kW	07.88 - 08.94						
2635 K, 320 kW	07.91 - 08.94						
2635 K, 362-370 kW	07.88 - 08.94						

2636

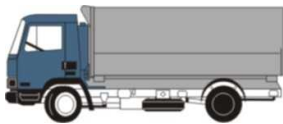



















2636	11.81 - 03.91	623.012/013 624.037/038		○ ○	27.36.377		002 323 58 00 004 323 45 00	
2636 6x2		623.012/013		○ ○	27.36.079		003 323 32 00	
							006 323 09 00	
				┌ └	27.43.037		005 323 40 00	005 323 41 00
			○ ○	27.36.194	●●	001 326 93 00	393 326 00 00	
2636 A	11.81 - 03.91	624137		○ ○	27.46.030	special designed model	001 326 41 00	
2636 AS	11.81 - 03.91	624139					003 326 51 00	
2636 K	11.81 - 03.91	624237 624336					003 323 30 00	004 323 47 00
2636 AK	11.81 - 03.91	624.338/339		○ ○	27.46.030	special designed model	004 323 44 00	
							27.36.375	006 323 07 00
2636 S	11.81 - 03.91	624136		○ ○	27.46.030	special designed model	004 323 47 00	
							27.36.377	002 323 58 00

	MERCEDES BENZ							
	year of construction	model			Gerep number		information	original number
2638								
2638, 2638 L, 280 kW, 12763 ccm	09.91 - 09.96	659028			27.36.375			004 323 44 00 006 323 07 00
2638, 2638 L, 280 kW, 14618 ccm	09.91 - 09.96	659142 659144 659147						
2638, 2638 L, 320 kW	09.91 - 09.96	659197						
2638, 2638 L, 370 kW	09.91 - 09.96	659242						
2638 A, LA, 12763 ccm	09.91 - 09.96	659341						
2638 A, LA, 14618 ccm	09.91 - 09.96	659.343/344						
2638 AK, 280 kW, 12763 ccm	07.92 - 09.96							
2638 AK, 280 kW, 14618 ccm	01.94 - 09.96							
2638 AK, 320 kW	07.92 - 09.96							
2638 AK, 370 kW	09.91 - 09.96							
2638 AS, 280 kW, 12763 ccm	07.92 - 09.96							
2638 AS, 280 kW, 14618 ccm	01.94 - 09.96							
2638 AS, 320 kW	07.92 - 09.96							
2638 AS, 370 kW	07.92 - 09.96							
2638 K, 280 kW, 12763 ccm	09.91 - 09.96							
2638 K, 280 kW, 14618 ccm	09.91 - 09.96							
2638 K, 320 kW	09.91 - 09.96							
2638 K, 362 kW	09.91 - 09.96							
2638 K, 370 kW	09.91 - 09.96							
2638 S, 320 kW	09.91 - 09.96							
2638 S, 370 kW	09.91 - 09.96							
2638 6x2		623068			27.36.003			003 323 71 00 006 323 08 00
					27.43.037			001 326 93 00 393 326 00 00
					27.36.194			001 326 41 00 003 326 51 00
2638 S, 276 kW	01.81 - 12.86	624191			27.36.377			002 323 58 00 004 323 45 00
2644								
2644, 2644 L	01.92 - 09.96	659093 659142 659147			27.36.375			004 323 44 00 006 323 07 00
2644 AK 2644 S	01.92 - 09.96	659191 659.343/344			27.36.375			004 323 44 00 006 323 07 00
2644 S	10.85 - 02.90	649196			27.36.377			002 323 58 00 004 323 45 00
2648								
2648 S, 329 kW 2648 S, 353-362 kW	12.88 - 07.92 12.88 - 07.92	659196			27.36.377			002 323 58 00 004 323 45 00
2650								
2650, 2650 L	07.92 - 09.96	625197						003 323 32 00 006 323 09 00
					27.46.045			002 326 92 00 003 326 50 00
		659098			27.36.375			004 323 44 00 006 323 07 00
					27.41.005			002 326 74 00 003 326 11 00
								003 326 00 00 385 326 04 00
		659142 659144			27.36.375			004 323 44 00 006 323 07 00
2650 S	07.92 - 09.96	625197						003 323 32 00 006 323 09 00
					27.46.045			002 326 92 00 003 326 50 00
		659142 659144			27.36.375			004 323 44 00 006 323 07 00
		659196			27.36.377		->Chass. 5915569	002 323 58 00 004 323 45 00
					27.36.375		Chass. 5915570->	004 323 44 00 006 323 07 00



MERCEDES BENZ





	year of construction	model			Gerrep number		information	original number
2653								
2653		659098		o	27.41.005	oo		002 326 74 00
				o				003 326 11 00
2653 S,LS		659196		o	27.36.377		->Chass. 5915569	003 326 00 00
				o				385 326 04 00
				o	27.36.375		Chass. 5915570->	002 323 58 00
				o				004 323 45 00
								004 323 44 00
								006 323 07 00
2822								
2822		619038		o	27.36.023			002 323 86 00
								004 323 64 00
2825								
2825		619038		o	27.36.023			002 323 86 00
								004 323 64 00
2828								
2828		619038		o	27.36.023			002 323 86 00
								004 323 64 00
2848								
2848 S,LS		659196		o	27.36.377		->Chass. 5915569	002 323 58 00
				o				004 323 45 00
				o	27.36.375		Chass. 5915570->	004 323 44 00
				o				006 323 07 00
3025								
3025 B		619048		o	27.36.023		->Chass. 5064842	002 323 86 00
				o				004 323 64 00
				o				002 323 86 00
				o	27.36.023		Chass. 5064843-> special designed model	004 323 64 00
				o				003 323 66 00
				o				004 323 67 00
		619049		o				003 323 66 00
				o				004 323 67 00
3025 B, 184-206 kW	12.85 - 07.87	625005		o	27.36.378			004 323 99 00
								A 004 323 99 00
3025 K		619034		o	27.36.023		->Chass. 5064842	002 323 86 00
				o				004 323 64 00
				o				002 323 86 00
		619048		o	27.36.023		->Chass. 5064842	004 323 64 00
				o				002 323 86 00
				o				004 323 64 00
				o	27.36.023		Chass. 5064843-> special designed model	002 323 86 00
				o				004 323 64 00
				o			Chass. 5064843->	003 323 66 00
				o				004 323 67 00
3025 K, 184 kW	12.85 - 07.87	625009		o	27.36.378			004 323 99 00
								A 004 323 99 00
3028								
3028		625005		o	27.36.378			004 323 99 00
								A 004 323 99 00
3028 6x2 3028 B 6x4		623009 623032		o	27.36.079			003 323 32 00
				o				006 323 09 00
				o				005 323 40 00
				o				005 323 41 00
				o	27.46.045			002 326 92 00
				o				003 326 50 00
				o	27.46.045	oo		002 326 92 00
				o				003 326 50 00
3028 B	12.85 - 07.87	625015		o	27.36.079			003 323 32 00
				o				006 323 09 00
				o				005 323 40 00
				o				005 323 41 00
3028 K	12.85 - 07.87	625018		o				003 323 32 00
				o				006 323 09 00

										MERCEDES BENZ									
year of construction		model				Gerep number			information			original number							
3028																			
3028 K 6x4		623032			○ ○	27.36.079						003 323 32 00 006 323 09 00							
						27.46.045						005 323 40 00 005 323 41 00							
					○ ○	27.46.045						002 326 92 00 003 326 50 00							
						27.46.045		●●				002 326 92 00 003 326 50 00							
3033																			
3033 6x2		623023			○ ○	27.36.079						003 323 32 00 006 323 09 00							
						27.43.037						005 323 40 00 005 323 41 00							
					┌ └	27.43.037						001 326 93 00 393 326 00 00							
						27.36.194		●●				001 326 41 00 003 326 51 00							
3035																			
3035 K		648038			○ ○	27.36.079						003 323 32 00 006 323 09 00							
						27.46.045						005 323 40 00 005 323 41 00							
					○ ○	27.46.045						002 326 92 00 003 326 50 00							
						27.46.045		●●				002 326 92 00 003 326 50 00							
3036																			
3036 6x2		623.012/013			○ ○	27.36.079						003 323 32 00 006 323 09 00							
						27.43.037						005 323 40 00 005 323 41 00							
					┌ └	27.43.037						001 326 93 00 393 326 00 00							
						27.36.194		●●				001 326 41 00 003 326 51 00							
3038																			
3038 6x2		623068			○ ○	27.36.003						003 323 71 00 006 323 08 00							
							┌ └	27.43.037						001 326 93 00 393 326 00 00					
					○ ○	27.36.194		●●				001 326 41 00 003 326 51 00							
3038 S 6x4		659147			○ ○	27.36.375						004 323 44 00 006 323 07 00							
3050																			
3050 3050, 3053 S 3050 S		01.94 - 09.96 12.93 - 09.96	625.036/037 625.196/197		○ ○							003 323 32 00 006 323 09 00							
					○ ○	27.46.045		⊕X				002 326 92 00 003 326 50 00							
3053																			
3053 3053 A 3053 S		625037			○ ○							003 323 32 00 006 323 09 00							
					○ ○	27.46.045		⊕X				002 326 92 00 003 326 50 00							
3228																			
3228 B		07.87 - 03.91	625005		○ ○	27.36.378		●○○●				004 323 99 00 A 004 323 99 00							
						27.31.350			Axle load in tons [t]: 7,5			006 323 51 00 375 323 00 00							














MERCEDES BENZ














	year of construction	model			Gerep number		information	original number
3228								
3228 K	07.87 - 03.91	625009			27.36.378	●○○●		004 323 99 00 A 004 323 99 00
					27.31.350		Axle load in tons [t]: 7,5	006 323 51 00 375 323 00 00
		625.018/019				●○○●		003 323 32 00 006 323 09 00
					27.36.079	●○○●		005 323 40 00 005 323 41 00
					27.31.350		Axle load in tons [t]: 7,5	006 323 51 00 375 323 00 00
3229								
3229 3229 B 3229 K	09.89 - 08.94 09.89 - 07.92 09.89 - 01.92	625101 625105 625108 625118			27.36.378	●○○●		004 323 99 00 A 004 323 99 00
3233								
3233 B	10.90 - 07.92	625115			27.36.378	●○○●		004 323 99 00 A 004 323 99 00
3233 K	10.90 - 07.92	625101 625105			27.36.378	●○○●		004 323 99 00 A 004 323 99 00
3234								
3234 B 3234 K	02.92 - 09.96 02.92 - 09.96	625115 625.118/119			27.36.378	●○○●		004 323 99 00 A 004 323 99 00
3235								
3235	10.88 - 07.92	625.120/121				●○○●		003 323 32 00 006 323 09 00
					27.36.079	●○○●		005 323 40 00 005 323 41 00
		658019			27.36.079		005 323 40 00 005 323 41 00	
					27.36.194	○○		001 326 41 00 003 326 51 00
3235 K	07.87 - 07.92	625.018/019 625120				●○○●		003 323 32 00 006 323 09 00
					27.36.079	●○○●		005 323 40 00 005 323 41 00
3235 L		658013 658.016-018 658063			27.36.079			005 323 40 00 005 323 41 00
					27.36.194	○○		001 326 41 00 003 326 51 00
3235 L 6x2		658413					->Chass. 5463047	003 323 32 00 006 323 09 00
					27.36.079		Chass. 5463048->	005 323 40 00 005 323 41 00
					27.46.096	④X	->Chass. 5922798	004 326 23 00 004 326 43 00
					27.49.001	○○	->Chass. 5922798	002 326 60 00 623 326 00 00
					27.36.373	④X	Chass. 5922799->	004 326 64 00 004 326 65 00
					27.49.009	○○	Chass. 5922799->	004 326 66 00 658 320 00 31
3236								
3236 A	01.85 -	625374			27.46.030		->Chass. 6900225	003 323 30 00 004 323 47 00
					27.36.375		Chass. 6900226->	004 323 44 00 006 323 07 00

	MERCEDES BENZ						
	year of construction	model			Gerep number		information









3238

3238, 280 kW 3238, 3238 L, 280 kW 3238, 3238 L, 320 kW 3238, 362-370 kW	10.90 - 09.96	625.130-132 658024				●○○●		003 323 32 00 006 323 09 00	
	01.94 - 09.96				27.36.079	●○○●		005 323 40 00 005 323 41 00	
	10.90 - 09.96	625131			27.46.045	④X		002 326 92 00 003 326 50 00	
	10.90 - 09.96								
3238 L 6x2		658416 658419 658468					->Chass. 5463047	003 323 32 00 006 323 09 00	
					27.36.079		Chass. 5463048->	005 323 40 00 005 323 41 00	
					27.46.096	④X	->Chass. 5922798	004 326 23 00 004 326 43 00	
						27.49.001	●●	->Chass. 5922798	002 326 60 00 623 326 00 00
						27.36.373	④X	Chass. 5922799->	004 326 64 00 004 326 65 00
						27.49.009	●●	Chass. 5922799->	004 326 66 00 658 320 00 31

3244

3244 8x4/4		625130 625132				●○○●		003 323 32 00 006 323 09 00	
					27.36.079	●○○●		005 323 40 00 005 323 41 00	
		625131				●○○●		003 323 32 00 006 323 09 00	
					27.36.079	●○○●		005 323 40 00 005 323 41 00	
					27.46.045	④X		002 326 92 00 003 326 50 00	
3244 L 6x2		658416 658471					->Chass. 5463047	003 323 32 00 006 323 09 00	
					27.36.079		Chass. 5463048->	005 323 40 00 005 323 41 00	
					27.46.096	④X	->Chass. 5922798	004 326 23 00 004 326 43 00	
						27.49.001	●●	->Chass. 5922798	002 326 60 00 623 326 00 00
						27.36.373	④X	Chass. 5922799->	004 326 64 00 004 326 65 00
						27.49.009	●●	Chass. 5922799->	004 326 66 00 658 320 00 31

































3250

3250 8x4/4		625130 625132				●○○●		003 323 32 00 006 323 09 00
					27.36.079	●○○●		005 323 40 00 005 323 41 00
		625131				●○○●		003 323 32 00 006 323 09 00
					27.36.079	●○○●		005 323 40 00 005 323 41 00
					27.46.045	④X		002 326 92 00 003 326 50 00
3250 A 3250 AF	09.85 - 08.94	625382 625387			27.46.030		->Chass. 6900225	003 323 30 00 004 323 47 00
	09.85 - 08.94				27.36.375		Chass. 6900226->	004 323 44 00 006 323 07 00



MERCEDES BENZ





























	year of construction	model			Gerep number		information	original number	
3250									
3250 L 6x2		658473		○	27.36.079		->Chass. 5463047	003 323 32 00 006 323 09 00	
							Chass. 5463048->	005 323 40 00 005 323 41 00	
				○	27.46.096	④X		->Chass. 5922798	004 326 23 00 004 326 43 00
								->Chass. 5922798	002 326 60 00 623 326 00 00
								Chass. 5922799->	004 326 64 00 004 326 65 00
								Chass. 5922799->	004 326 66 00 658 320 00 31
3253, 3253 L	01.96 - 09.96	625130 625132		○	27.36.079		●○○●	003 323 32 00 006 323 09 00	
							●○○●	005 323 40 00 005 323 41 00	
3328									
3328		624033 624233		○	27.36.375			004 323 44 00 006 323 07 00	
3328 B	07.82 - 07.87	624032 624232		○	27.36.375			004 323 44 00 006 323 07 00	
		625.025/026/ 028		○	27.36.375	●○○●		004 323 44 00 006 323 07 00	
3328 K	07.82 - 07.87	624032 624232		○	27.36.375			004 323 44 00 006 323 07 00	
		625029		○	27.36.375	●○○●		004 323 44 00 006 323 07 00	
3335									
3335		624233		○	27.36.375			004 323 44 00 006 323 07 00	
		648038		○	27.46.045			003 323 32 00 006 323 09 00	
								002 326 92 00 003 326 50 00	
								002 326 92 00 003 326 50 00	
3335 K		649038		○	27.36.377		002 323 58 00 004 323 45 00		
3336									
3336 3336 K	12.82 - 11.91	624137 624139 624233		○	27.36.375			004 323 44 00 006 323 07 00	
3336, 261 kW 3336 S	12.82 - 11.91 12.82 - 11.91	624.037/038 624136 624203		○	27.36.377			002 323 58 00 004 323 45 00	
3336 AK	09.86 - 11.91	624237		○	27.46.030		special designed model	003 323 30 00 004 323 47 00	
					27.36.375			004 323 44 00 006 323 07 00	
3338									
3338 6x4		624191		○	27.36.377			002 323 58 00 004 323 45 00	
3344									
3344 S		649196		○	27.36.377			002 323 58 00 004 323 45 00	
3528									
3528		624.033/233		○	27.36.375			004 323 44 00 006 323 07 00	
		625.028/029		○	27.36.375	●○○●		004 323 44 00 006 323 07 00	

	MERCEDES BENZ							original number
	year of construction	model			Gerep number		information	
3528								
3528 B	07.87 - 09.89	625025			27.36.375	●○○●		004 323 44 00 006 323 07 00
3528 K	07.87 - 09.89	624232			27.36.375			004 323 44 00 006 323 07 00
3534								
3534 K	10.93 - 09.96	625140 625142				●○○●		003 323 32 00 006 323 09 00
					27.36.079	●○○●		005 323 40 00 005 323 41 00
3535								
3535		659233			27.36.375			004 323 44 00 006 323 07 00
3535 A		649237			27.36.375			004 323 44 00 006 323 07 00
3535 AK, 280 kW 3535 AK, 266 kW 3535 B, 269 kW 3535 B, 362 kW 3535 K, 280 kW 3535 K, 269 kW 3535 K, 362 kW	03.91 - 08.94 02.90 - 08.94 10.88 - 08.94 10.88 - 08.94 03.91 - 08.94 10.88 - 08.94 10.88 - 08.94	625145 625.148/149 625249			27.36.375	●○○●		004 323 44 00 006 323 07 00
3535 AK, 260 kW	09.87 - 02.90	624232			27.36.375			004 323 44 00 006 323 07 00
3535 B		649038			27.36.377			002 323 58 00 004 323 45 00
3535 K, 260 kW	09.87 - 01.89	625019				●○○●		003 323 32 00 006 323 09 00
					27.36.079	●○○●		005 323 40 00 005 323 41 00
		625025 625.028/029			27.36.375	●○○●		004 323 44 00 006 323 07 00
3536								
3536		624137			27.46.030		special designed model	003 323 30 00 004 323 47 00
					27.36.375			004 323 44 00 006 323 07 00
3536 S 6x4		624136			27.46.030		special designed model	003 323 30 00 004 323 47 00
					27.36.377			002 323 58 00 004 323 45 00
3538								
3538 AK, 280 kW, 12763 ccm 3538 AK, 280 kW, 14618 ccm 3538 AK, 320 kW 3538 AK, 370 kW 3538 K 3538 K, 280 kW, 12763 ccm 3538 K, 280 kW, 14618 ccm 3538 K, 320 kW 3538 K, 362-370 kW	03.91 - 09.96 01.94 - 09.96 03.91 - 09.96 03.91 - 09.96 03.91 - 09.96 01.94 - 09.96 03.91 - 09.96 03.91 - 09.96	625.135-137 625149 625.258/259 625269			27.36.375	●○○●		004 323 44 00 006 323 07 00
3544								
3544 3544 AK 8x4 3544 K 3544 K 8x4 3544 K 8x4/4 3544 S		625.136/137 625149 625.258/259 625269 659191			27.36.375	●○○●		004 323 44 00 006 323 07 00



MERCEDES BENZ

	year of construction	model			Gerep number		information	original number	
3548									
3548 3548 S		625196				●○		003 323 32 00 006 323 09 00	
					27.46.045	④X		002 326 92 00 003 326 50 00	
		625197							003 323 32 00 006 323 09 00
					27.46.045	④X			002 326 92 00 003 326 50 00
		659196				27.36.377		->Chass. 5915569	002 323 58 00 004 323 45 00
						27.36.375		Chass. 5915570->	004 323 44 00 006 323 07 00
3550									
3550		625037						003 323 32 00 006 323 09 00	
					27.46.045	④X		002 326 92 00 003 326 50 00	
		625.258/259			27.36.375	○●		004 323 44 00 006 323 07 00	
3550 8x4/4 3550 K 8x4/4		625137			27.36.375	●○○●		004 323 44 00 006 323 07 00	
3550 K		625258			27.36.375	○●		004 323 44 00 006 323 07 00	
3550 S, 3553 S	05.92 - 09.96	625.037/196						003 323 32 00 006 323 09 00	
					27.46.045	④X		002 326 92 00 003 326 50 00	
		659196			27.36.377		->Chass. 5915569	002 323 58 00 004 323 45 00	
					27.36.375		Chass. 5915570->	004 323 44 00 006 323 07 00	
3553									
3553 S		659196			27.36.377		->Chass. 5915569	002 323 58 00 004 323 45 00	
					27.36.375		Chass. 5915570->	004 323 44 00 006 323 07 00	
3636									
3636		624137			27.46.030		special designed model	003 323 30 00 004 323 47 00	
					27.36.375			004 323 44 00 006 323 07 00	
3850									
3850 A	09.85 - 08.94	625392			27.46.030		->Chass. 6900225	003 323 30 00 004 323 47 00	
					27.36.375		Chass. 6900226->	004 323 44 00 006 323 07 00	
4044									
4044 S		649196			27.36.377			002 323 58 00 004 323 45 00	
4436									
4436 6x4		624137			27.46.030		special designed model	003 323 30 00 004 323 47 00	
					27.36.375			004 323 44 00 006 323 07 00	
4445									
4445		624233			27.36.375			004 323 44 00 006 323 07 00	
4645									
4645		624233			27.36.375			004 323 44 00 006 323 07 00	

		MERCEDES BENZ								
year of construction	model			Gerep number		information	original number			
4844										
4844 8x4	625269			27.36.375	●○○●		004 323 44 00 006 323 07 00			
4844 S	649196			27.36.377			002 323 58 00 004 323 45 00			
4853										
4853 8x4	625269			27.36.375	●○○●		004 323 44 00 006 323 07 00			
5038										
5038 AK 8x4	625269			27.36.375	●○○●		004 323 44 00 006 323 07 00			
5053										
5053 S	659196			27.36.377		->Chass. 5915569	002 323 58 00 004 323 45 00			
				27.36.375		Chass. 5915570->	004 323 44 00 006 323 07 00			
5248										
5248 K	659196			27.36.377		->Chass. 5915569	002 323 58 00 004 323 45 00			
				27.36.375		Chass. 5915570->	004 323 44 00 006 323 07 00			
ACTROS 1831 - 1858 06.96 -										
1831,1831 L 1835,1835 L	09.96 - 09.96 -			27.31.297			006 323 16 00			
				27.36.176			006 323 33 00 006 323 39 00 006 323 40 00			
				27.36.172			005 323 96 00 006 323 73 00			
				27.36.406		Axle load in tons [t]: 7,1	006 323 78 00 006 323 79 00			
							005 323 95 00 006 323 37 00 006 323 61 00			
						27.31.300	●●		005 326 14 00 006 326 05 00	
						27.36.171	⊕X		005 326 10 00	
						27.46.075	⊕X		005 326 09 00 005 326 57 00 005 326 58 00 005 326 59 00 005 326 63 00	
						27.46.073	⊕X		005 326 60 00 005 326 64 00	
				950.031-038			27.36.406		Axle load in tons [t]: 7,1	006 323 78 00 006 323 79 00
				950.034-038 950044 950046			27.31.350			006 323 51 00 375 323 00 00
							27.36.419	■		005 323 99 00 006 323 83 00
									27.31.300	●●
27.41.321	■		005 326 12 00							
27.41.322	■		005 326 25 00							
1831 AK 1835 AK 1840 AK 1843 AK	04.97 - 04.97 - 04.97 - 04.97 -	950083 952013 952.072/073 952083				Axle load in tons [t]: 9	006 323 45 00			



MERCEDES BENZ

year of construction	model			Gerep number		information	original number
----------------------	-------	--	--	--------------	--	-------------	-----------------

ACTROS 1831 - 1858

06.96 -

1831 S,1831 LS 1835 S,1835 LS 1843 S,1843 LS	09.96 - 09.96 - 09.96 -	954.002/003				27.36.176		006 323 33 00 006 323 39 00 006 323 40 00												
						27.36.406	Axle load in tons [t]: 7,1	006 323 78 00 006 323 79 00												
								005 323 91 00												
								005 323 95 00 006 323 37 00 006 323 61 00												
								27.36.171		005 326 10 00										
						954.032/033					Axle load in tons [t]: 7,1	006 323 95 00								
										27.46.113		005 326 74 00 006 326 01 00								
										27.46.074		005 326 73 00 006 326 00 00								
						954.032/033 954042				27.36.406	Axle load in tons [t]: 7,1	006 323 78 00 006 323 79 00								
										27.36.419		005 323 99 00 006 323 83 00								
												27.46.074		005 326 11 00						
						954.042/053/ 62						006 326 02 00								
						1832 LS, LLS 1836 LS, LLS 1841 LS, LLS 1844 LS, LLS 1846 LS 1850 LS 1854 LS	04.03 - 04.03 - 04.03 - 04.03 - 04.03 - 04.03 - 04.03 -	934.032/033					Axle load in tons [t]: 7,1	006 323 95 00						
												1840,1840 L		950004 950.006/007				27.31.297		006 323 16 00
																		27.36.176		006 323 33 00 006 323 39 00 006 323 40 00
27.36.172		005 323 96 00 006 323 73 00																		
27.36.406	Axle load in tons [t]: 7,1	006 323 78 00 006 323 79 00																		
		005 323 95 00 006 323 37 00 006 323 61 00																		
		27.31.300		005 326 14 00 006 326 05 00																
		27.36.171		005 326 10 00																
		27.46.075		005 326 09 00 005 326 57 00 005 326 58 00 005 326 59 00 005 326 63 00																
		27.46.073		005 326 60 00 005 326 64 00																
950.031-037				27.36.406	Axle load in tons [t]: 7,1	006 323 78 00 006 323 79 00														
950.034-037 950044 950046				27.31.350		006 323 51 00 375 323 00 00														
				27.36.419		005 323 99 00 006 323 83 00														
						27.31.300		005 326 14 00 006 326 05 00												
				27.41.321		005 326 12 00														
				27.41.322		005 326 25 00														



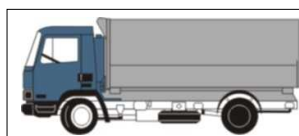
MERCEDES BENZ

	year of construction	model			Gerep number		information	original number		
ACTROS 1831 - 1858 06.96 -										
1840 S,1840 LS		954.002/003			27.36.406		Axle load in tons [t]: 7,1	006 323 78 00 006 323 79 00		
		954.032/033			27.36.406		Axle load in tons [t]: 7,1	006 323 78 00 006 323 79 00		
							Axle load in tons [t]: 7,1	006 323 95 00		
					27.46.113				005 326 74 00 006 326 01 00	
					27.46.074				005 326 73 00 006 326 00 00	
		954042			27.36.406			Axle load in tons [t]: 7,1	006 323 78 00 006 323 79 00	
954.042/053/062							006 326 02 00			
1848 AK	04.97 -	950083 952073			27.36.176			006 323 33 00 006 323 39 00 006 323 40 00		
							Axle load in tons [t]: 9	006 323 45 00		
							27.36.171 27.31.450			005 326 10 00 005 326 33 00
1848 S,1848 LS 1853 S,1853 LS	09.96 - 09.96 -	954.002/003			27.36.176			006 323 33 00 006 323 39 00 006 323 40 00		
					27.36.406		Axle load in tons [t]: 7,1	006 323 78 00 006 323 79 00		
								005 323 91 00		
								005 323 95 00 006 323 37 00 006 323 61 00		
					27.36.171				005 326 10 00	
		954.032/033			27.36.406		Axle load in tons [t]: 7,1	006 323 78 00 006 323 79 00		
							Axle load in tons [t]: 7,1	006 323 95 00		
					27.36.419			005 323 99 00 006 323 83 00		
							27.46.074			005 326 11 00
					27.46.113			005 326 74 00 006 326 01 00		
27.46.074						005 326 73 00 006 326 00 00				
1857 L	04.97 -	950034			27.31.350			006 323 51 00 375 323 00 00		
					27.36.406		Axle load in tons [t]: 7,1	006 323 78 00 006 323 79 00		
					27.36.419			005 323 99 00 006 323 83 00		
							27.31.300			005 326 14 00 006 326 05 00
					27.41.321			005 326 12 00		
					27.41.322			005 326 25 00		
1857 LS	04.97 -	954.032/033			27.36.406		Axle load in tons [t]: 7,1	006 323 78 00 006 323 79 00		
							Axle load in tons [t]: 7,1	006 323 95 00		
					27.36.419			005 323 99 00 006 323 83 00		
							27.46.074			005 326 11 00
					27.46.113			005 326 74 00 006 326 01 00		
					27.46.074			005 326 73 00 006 326 00 00		
1858 LS	04.03 -	934032					Axle load in tons [t]: 7,1	006 323 95 00		



MERCEDES BENZ

	year of construction	model			Gerep number		information	original number
ACTROS 2031 - 2053		<i>06.96 -</i>						
2031 2040	04.97 - 09.96 -	950.013/014 950016			27.36.176			006 323 33 00 006 323 39 00 006 323 40 00
					27.36.172			005 323 96 00 006 323 73 00
					27.36.309			005 323 97 00 006 323 21 00 006 323 72 00 375 323 01 00
					27.36.406		Axle load in tons [t]: 7,1	006 323 78 00 006 323 79 00
							Axle load in tons [t]: 9	006 323 45 00
								005 323 95 00 006 323 37 00 006 323 61 00
					27.36.171			005 326 10 00
					27.31.450			005 326 33 00
2031 A 2031 AK 2031 K 2040 AK	04.97 - 09.96 - 04.97 - 09.96 -	950083 952013 952.072/073 952083					Axle load in tons [t]: 9	006 323 45 00
2031 AS 2040 AS	04.96 - 04.96 -	954082			27.36.176			006 323 33 00 006 323 39 00 006 323 40 00
							Axle load in tons [t]: 9	006 323 45 00
								005 323 91 00
								005 323 95 00 006 323 37 00 006 323 61 00
					27.36.171			005 326 10 00
2031 S 2040 S	04.96 - 04.96 -	954012			27.36.176			006 323 33 00 006 323 39 00 006 323 40 00
					27.36.406		Axle load in tons [t]: 7,1	006 323 78 00 006 323 79 00
							Axle load in tons [t]: 9	006 323 45 00
								005 323 91 00
								005 323 95 00 006 323 37 00 006 323 61 00
					27.36.171			005 326 10 00
2035 A	04.97 -	950083 952073			27.36.176			006 323 33 00 006 323 39 00 006 323 40 00
							Axle load in tons [t]: 9	006 323 45 00
					27.36.171			005 326 10 00
					27.31.450			005 326 33 00
2053 S	04.96 -	954012			27.36.176			006 323 33 00 006 323 39 00 006 323 40 00
					27.36.406		Axle load in tons [t]: 7,1	006 323 78 00 006 323 79 00
							Axle load in tons [t]: 9	006 323 45 00
								005 323 91 00
								005 323 95 00 006 323 37 00 006 323 61 00
					27.36.171			005 326 10 00



MERCEDES BENZ

	year of construction	model			Gerep number		information	original number		
ACTROS 2531 - 2557		06.96 -								
2531,2531 L	09.96 -	950114			27.36.406		Axle load in tons [t]: 7,1	006 323 78 00 006 323 79 00		
		950.203-205 950.224/225			27.31.350			006 323 51 00 375 323 00 00		
					27.36.419			005 323 99 00 006 323 83 00		
					27.31.300			005 326 14 00 006 326 05 00		
		950.203-205/ 208			27.41.321			005 326 12 00		
					27.41.322			005 326 25 00		
					27.36.406			Axle load in tons [t]: 7,1	006 323 78 00 006 323 79 00	
		2531 LS	09.96 -	954223			27.36.406		Axle load in tons [t]: 7,1	006 323 78 00 006 323 79 00
		2535 L		950.203-205 950.213/214 950.223-225			27.36.419			005 323 99 00 006 323 83 00
27.31.300								005 326 14 00 006 326 05 00		
27.41.321								005 326 12 00		
27.41.322								005 326 25 00		
950.203-205/ 208					27.36.406			Axle load in tons [t]: 7,1	006 323 78 00 006 323 79 00	
950223									005 323 95 00 006 323 37 00 006 323 61 00	
2535 LS 2540 LS 2543 LS 2548 LS 2553 LS		954223						005 326 67 00 005 326 97 00		
		954233			27.36.406		Axle load in tons [t]: 7,1	006 323 78 00 006 323 79 00		
		27.36.423					006 323 34 00 006 323 82 00			
		950.113/114			27.36.406			Axle load in tons [t]: 7,1	006 323 78 00 006 323 79 00	
2540,2540 L 2543,2543 L		950.203-205 950.213/214			27.31.350			006 323 51 00 375 323 00 00		
					27.36.419			005 323 99 00 006 323 83 00		
					27.31.300			005 326 14 00 006 326 05 00		
		950.203-205/ 208			27.41.321			005 326 12 00		
					27.41.322			005 326 25 00		
					27.36.406			Axle load in tons [t]: 7,1	006 323 78 00 006 323 79 00	
					2548,2548 L				Axle load in tons [t]: 7,1	006 323 78 00 006 323 79 00
2548,2548 L		950.113/114			27.36.406			006 323 78 00 006 323 79 00		
					27.36.419			005 323 99 00 006 323 83 00		
		950.203-205			27.31.350			006 323 51 00 375 323 00 00		
					27.36.406			Axle load in tons [t]: 7,1	006 323 78 00 006 323 79 00	
					27.36.419			005 323 99 00 006 323 83 00		
					27.31.300			005 326 14 00 006 326 05 00		
27.41.321			005 326 12 00							
27.41.322			005 326 25 00							



MERCEDES BENZ

year of construction	model			Gerrep number		information	original number
----------------------	-------	--	--	---------------	--	-------------	-----------------

ACTROS 2531 - 2557

06.96 -

2553,2553 L	950.113/114			27.36.406		Axle load in tons [t]: 7,1	006 323 78 00 006 323 79 00	
				27.31.350			006 323 51 00 375 323 00 00	
	950.203/204			27.36.406		Axle load in tons [t]: 7,1	006 323 78 00 006 323 79 00	
				27.36.419			005 323 99 00 006 323 83 00	
				27.31.300			005 326 14 00 006 326 05 00	
				27.41.321			005 326 12 00	
				27.41.322			005 326 25 00	
				950205			27.36.406	
	2557 L	950203			27.36.406		Axle load in tons [t]: 7,1	006 323 78 00 006 323 79 00
					27.36.419			005 323 99 00 006 323 83 00
27.31.300							005 326 14 00 006 326 05 00	
27.41.321							005 326 12 00	
27.41.322							005 326 25 00	

ACTROS 2631 - 2658

06.96 -

2631 B 2635 B 2640 B 2643 B	953141			27.36.176			006 323 33 00 006 323 39 00 006 323 40 00			
				27.36.172			005 323 96 00 006 323 73 00			
				27.46.075			005 326 09 00 005 326 57 00 005 326 58 00 005 326 59 00 005 326 63 00			
				27.31.297			006 323 16 00			
2631,2631 L	950.142/143 950145			27.36.176			006 323 33 00 006 323 39 00 006 323 40 00			
				27.36.172			005 323 96 00 006 323 73 00			
				27.36.406		Axle load in tons [t]: 7,1	006 323 78 00 006 323 79 00			
							005 323 95 00 006 323 37 00 006 323 61 00			
				27.36.171			005 326 10 00			
				27.31.300			005 326 14 00 006 326 05 00			
				27.46.075			005 326 09 00 005 326 57 00 005 326 58 00 005 326 59 00 005 326 63 00			
				27.46.073			005 326 60 00 005 326 64 00			
				950.242-244			27.31.350			006 323 51 00 375 323 00 00
							27.36.406		Axle load in tons [t]: 7,1	006 323 78 00 006 323 79 00
							27.36.419			005 323 99 00 006 323 83 00
							27.31.300			005 326 14 00 006 326 05 00
							27.41.321			005 326 12 00
			27.41.322			005 326 25 00				



MERCEDES BENZ

year of construction	model			Gerep number		information	original number	
ACTROS 2631 - 2658		06.96 -						
2635,2635 L	950.142/143		o	27.31.297			006 323 16 00	
				27.36.176			006 323 33 00 006 323 39 00 006 323 40 00	
				27.36.172			005 323 96 00 006 323 73 00	
				27.36.406		Axle load in tons [t]: 7,1	006 323 78 00 006 323 79 00	
							005 323 95 00 006 323 37 00 006 323 61 00	
			o	27.36.171			005 326 10 00	
				27.31.300	oo		005 326 14 00 006 326 05 00	
				27.46.075	⊕x		005 326 09 00 005 326 57 00 005 326 58 00 005 326 59 00 005 326 63 00	
				27.46.073	⊕x		005 326 60 00 005 326 64 00	
	950.242-244		o	27.31.350			006 323 51 00 375 323 00 00	
				27.36.419	■		005 323 99 00 006 323 83 00	
				27.31.300	oo		005 326 14 00 006 326 05 00	
				27.41.321	■		005 326 12 00	
				27.41.322	■		005 326 25 00	
	950.243/244		o	27.36.406		Axle load in tons [t]: 7,1	006 323 78 00 006 323 79 00	
	2640,2640 L 2643,2643 L 2648,2648 L	950143		o	27.31.297			006 323 16 00
					27.36.176			006 323 33 00 006 323 39 00 006 323 40 00
27.36.172							005 323 96 00 006 323 73 00	
27.36.406						Axle load in tons [t]: 7,1	006 323 78 00 006 323 79 00	
							005 323 95 00 006 323 37 00 006 323 61 00	
			o	27.36.171			005 326 10 00	
				27.31.300	oo		005 326 14 00 006 326 05 00	
				27.46.075	⊕x		005 326 09 00 005 326 57 00 005 326 58 00 005 326 59 00 005 326 63 00	
				27.46.073	⊕x		005 326 60 00 005 326 64 00	
950.242-244			o	27.31.350			006 323 51 00 375 323 00 00	
				27.36.406		Axle load in tons [t]: 7,1	006 323 78 00 006 323 79 00	
				27.36.419	■		005 323 99 00 006 323 83 00	
				27.31.300	oo		005 326 14 00 006 326 05 00	
				27.41.321	■		005 326 12 00	
				27.41.322	■		005 326 25 00	



MERCEDES BENZ

	year of construction	model			Gerep number		information	original number					
ACTROS 2631 - 2658 06.96 -													
2640 S,2640 LS 2643 S,2643 LS 2648 S,2648 LS 2653 S,2653 LS	09.96 - 04.97 - 09.96 - 09.96 -	954141			27.36.176			006 323 33 00 006 323 39 00 006 323 40 00					
					27.36.406		Axle load in tons [t]: 7,1	006 323 78 00 006 323 79 00					
								005 323 91 00					
								005 323 95 00 006 323 37 00 006 323 61 00					
							27.36.171			005 326 10 00			
					954241			27.36.406		Axle load in tons [t]: 7,1	006 323 78 00 006 323 79 00		
					2653,2653 L	04.97 -	950143			27.31.297			006 323 16 00
										27.36.176			006 323 33 00 006 323 39 00 006 323 40 00
										27.36.172			005 323 96 00 006 323 73 00
										27.36.406		Axle load in tons [t]: 7,1	006 323 78 00 006 323 79 00
			005 323 95 00 006 323 37 00 006 323 61 00										
		27.36.171								005 326 10 00			
		27.31.300								005 326 14 00 006 326 05 00			
		27.46.075		4x						005 326 09 00 005 326 57 00 005 326 58 00 005 326 59 00 005 326 63 00			
		27.46.073		4x						005 326 60 00 005 326 64 00			
950243			27.31.350								006 323 51 00 375 323 00 00		
		27.36.406		Axle load in tons [t]: 7,1						006 323 78 00 006 323 79 00			
		27.36.419								005 323 99 00 006 323 83 00			
			27.31.300								005 326 14 00 006 326 05 00		
		27.41.321								005 326 12 00			
		27.41.322			005 326 25 00								
2657 L	04.97 -	950243			27.36.406		Axle load in tons [t]: 7,1	006 323 78 00 006 323 79 00					
					27.36.419			005 323 99 00 006 323 83 00					
							27.31.300			005 326 14 00 006 326 05 00			
							27.41.321			005 326 12 00			
							27.41.322			005 326 25 00			
2657 S	04.97 -	954241			27.36.406		Axle load in tons [t]: 7,1	006 323 78 00 006 323 79 00					

ACTROS 3231 - 3335 06.96 -								
3231 B 3235 B 3240 B 3243 B	04.97 - 04.97 - 04.97 - 04.97 -	953304			27.36.176			006 323 33 00 006 323 39 00 006 323 40 00
					27.36.172			005 323 96 00 006 323 73 00
							27.46.075	



MERCEDES BENZ

	year of construction	model			Gerep number		information	original number		
ACTROS 3231 - 3335		06.96 -								
3331	04.97 -	950162			27.36.406		Axle load in tons [t]: 7,1	006 323 78 00 006 323 79 00		
							Axle load in tons [t]: 9	006 323 45 00		
		950163				27.31.297			006 323 16 00	
						27.36.176			006 323 33 00 006 323 39 00 006 323 40 00	
						27.36.172			005 323 96 00 006 323 73 00	
						27.36.406		Axle load in tons [t]: 7,1	006 323 78 00 006 323 79 00	
								Axle load in tons [t]: 9	006 323 45 00	
									005 323 95 00 006 323 37 00 006 323 61 00	
						27.36.171			005 326 10 00	
						27.31.300			005 326 14 00 006 326 05 00	
						27.46.075			005 326 09 00 005 326 57 00 005 326 58 00 005 326 59 00 005 326 63 00	
						27.46.073			005 326 60 00 005 326 64 00	
		3331 A	04.97 -	950182					Axle load in tons [t]: 9	006 323 45 00
950183						27.31.297			006 323 16 00	
						27.36.176			006 323 33 00 006 323 39 00 006 323 40 00	
						27.36.172			005 323 96 00 006 323 73 00	
								Axle load in tons [t]: 9	006 323 45 00	
									005 323 95 00 006 323 37 00 006 323 61 00	
						27.36.171			005 326 10 00	
						27.31.300			005 326 14 00 006 326 05 00	
						27.46.075			005 326 09 00 005 326 57 00 005 326 58 00 005 326 59 00 005 326 63 00	
						27.46.073			005 326 60 00 005 326 64 00	
3331 AK 3331 AS 3331 K 3335 K	04.97 - 04.97 - 04.97 - 04.97 -			952.161-163 952.182/183 954182					Axle load in tons [t]: 9	006 323 45 00
3331 B 3335 B	04.97 - 04.97 -	953.161-163					Axle load in tons [t]: 9	006 323 45 00		
							27.36.176		006 323 33 00 006 323 39 00 006 323 40 00	
							27.36.172		005 323 96 00 006 323 73 00	
							27.46.075			005 326 09 00 005 326 57 00 005 326 58 00 005 326 59 00 005 326 63 00



MERCEDES BENZ

	year of construction	model			Gerep number		information	original number
ACTROS 3340 - 3357		<i>06.96 -</i>						
3340 AK 3340 AS 3343 AS 3343 K 3348 AS 3348 K	04.97 - 04.97 - 04.97 - 04.97 - 04.97 - 04.97 -	952.161-163 952.182/183 954182					Axle load in tons [t]: 9	006 323 45 00
3340 B	04.97 -	953.161-163			27.36.176	●○	Axle load in tons [t]: 9	006 323 33 00 006 323 39 00 006 323 40 00
					27.36.172	●○○●		005 323 96 00 006 323 73 00
					27.46.075	④x		005 326 09 00 005 326 57 00 005 326 58 00 005 326 59 00 005 326 63 00
3340 K	04.97 -	952.161-163					Axle load in tons [t]: 9	006 323 45 00
					952163			27.36.172
					27.46.075	④x	005 326 09 00 005 326 57 00 005 326 58 00 005 326 59 00 005 326 63 00	
3340 S 3343 S 3348 S 3353 S 3357 S	04.97 - 04.97 - 04.97 - 04.97 - 04.97 -	954161			27.36.176			006 323 33 00 006 323 39 00 006 323 40 00
					27.36.406		Axle load in tons [t]: 7,1	006 323 78 00 006 323 79 00
							Axle load in tons [t]: 9	006 323 45 00
								005 323 91 00 005 323 95 00 006 323 37 00 006 323 61 00
							27.36.171	
3343 AK	04.97 -	952182					Axle load in tons [t]: 9	006 323 45 00
		952183			27.36.176		Axle load in tons [t]: 9	006 323 33 00 006 323 39 00 006 323 40 00 006 323 45 00
					27.46.073		005 326 60 00 005 326 64 00	
3348 AK 3353 AS	04.97 - 04.97 -	952182 954182			27.36.176			006 323 33 00 006 323 39 00 006 323 40 00
							Axle load in tons [t]: 9	006 323 45 00
					27.46.073	④x		005 326 60 00 005 326 64 00
3357	04.97 -	950162 954161			27.36.406		Axle load in tons [t]: 7,1	006 323 78 00 006 323 79 00
							Axle load in tons [t]: 9	006 323 45 00



MERCEDES BENZ

year of construction	model			Gerep number		information	original number			
ACTROS 4140 - 4148		06.96 -								
4140 B	953314			27.36.176	●○		006 323 33 00 006 323 39 00 006 323 40 00			
				27.36.172	●○○●		005 323 96 00 006 323 73 00			
				27.46.075	⊕X		005 326 09 00 005 326 57 00 005 326 58 00 005 326 59 00 005 326 63 00			
				953317			27.36.309	●○		005 323 97 00 006 323 21 00 006 323 72 00 375 323 01 00
							27.36.172	●○○●		005 323 95 00 006 323 37 00 006 323 61 00
			27.46.075	⊕X		005 326 09 00 005 326 57 00 005 326 58 00 005 326 59 00 005 326 63 00				
	4143 AK	952336			27.36.172	●○○●		005 323 96 00 006 323 73 00		
							27.46.073	⊕X		005 326 60 00 005 326 64 00
	ACTROS - (general)		06.96 -							
	1831 - 4148				27.36.322			006 323 54 00		
27.36.424							006 323 84 00			
							006 323 14 00			
				27.36.358			004 326 99 00			
				27.41.452			005 326 68 00			
							005 326 62 00			
							005 326 61 00			
							005 326 24 00			
							005 326 26 00			
				27.41.337	○○■	Hendrickson	946 326 00 00			
ATEGO 712 - 717										
712 - 1528				27.36.380			972 323 01 00 970 323 07 00			
						27.36.393			970 326 01 00	
				27.41.431			974 326 01 00			
				27.41.430			972 326 00 00			
712 714, 714L 717, 717L 715, 715 L	970.001-003 970005 970.011-013 970015 970017 970203 970205 970213 970215 970217			27.21.347	☺	long driver's cab	970 323 00 00 970 323 03 00			
						27.36.315			970 326 00 00 970 326 02 00	
		812	970.011-013 970015 970017			27.21.347	☺	long driver's cab	970 323 00 00 970 323 03 00	
								27.36.315		
				815,815 L, 7,49 t 817,817 L, 7,49 t	970.211-213			27.21.347		long driver's cab



MERCEDES BENZ

year of construction	model			Gerep number		information	original number
----------------------	-------	--	--	--------------	--	-------------	-----------------

ATEGO 812 - 823

815,815 L, 8 t 817,817 L, 8 t 823,823 L	970.021-023 970.025/027			27.21.347		long driver's cab	970 323 00 00
				27.36.315			970 323 03 00
							970 326 00 00
							970 326 02 00

ATEGO 915 - 925

917,917 L 923,923 L	970.031-033/ 035/037			27.21.347		long driver's cab	970 323 00 00
				27.36.315			970 323 03 00
							970 326 00 00
							970 326 02 00

ATEGO 1017 - 1023

1017,1017 L	970.041-043/ 045/047			27.21.347		long driver's cab	970 323 00 00
				27.36.315			970 323 03 00
							970 326 00 00
							970 326 02 00
1023,1023 L	970.042/043/ 045/047			27.21.347		long driver's cab	970 323 00 00
				27.36.315			970 323 03 00
							970 326 00 00
							970 326 02 00

ATEGO 1214 - 1228

1214	970.053/055/ 057/058			27.21.218		short driver's cab	974 323 00 00
				27.41.412			974 323 06 00
							970 326 04 00
							974 326 04 00
1215 K 1217 K	972.052/053			27.21.445			974 323 13 00
1215,1215 L	375.101/102			27.31.350		Axle load in tons [t]: 7,5	006 323 51 00
							375 323 00 00
	970.053/055/ 057/058			27.21.218		short driver's cab	974 323 00 00
				27.21.445			974 323 06 00
				27.41.412			974 323 13 00
							970 326 04 00
							974 326 04 00
1217,1217 L 1223,1223 L	970.050/053/ 055/057/ 058/059			27.21.218		short driver's cab	974 323 00 00
				27.21.445			974 323 06 00
				27.41.412			974 323 13 00
							970 326 04 00
							974 326 04 00
1228,1228 L	970.053/055/ 057/058			27.21.218		short driver's cab	974 323 00 00
				27.21.445			974 323 06 00
				27.41.412			974 323 13 00
							970 326 04 00
							974 326 04 00

ATEGO 1317 - 1328

1317,1317 L	970.060/063/ 065/067/ 068			27.21.218		short driver's cab	974 323 00 00
				27.21.445			974 323 06 00
				27.41.412			974 323 13 00
							970 326 04 00
							974 326 04 00
1317 K	972062			27.21.445			974 323 13 00
1323,1323 L 1328,1328 L	970.063/065/ 067/068			27.21.218		short driver's cab	974 323 00 00
				27.21.445			974 323 06 00
				27.41.412			974 323 13 00
							970 326 04 00
							974 326 04 00



MERCEDES BENZ

year of construction	model			Gerep number		information	original number
----------------------	-------	--	--	--------------	--	-------------	-----------------

ATEGO 1517 - 1528

1517,1517 L	01.98 -	375.121/122			27.31.350		Axle load in tons [t]: 7,5	006 323 51 00 375 323 00 00
		970.073/075/ 077/078			27.21.218		short driver's cab	974 323 00 00 974 323 06 00
					27.21.445			974 323 13 00
				27.41.412			970 326 04 00 974 326 04 00	
1517 A 1523 A	01.98 - 01.98 -	970373			27.36.380			972 323 01 00
					27.41.430			972 326 00 00
1517 K 1523 K	01.98 - 01.98 -	972072			27.21.445			974 323 13 00
1523,1523 L 1528,1528 L	01.98 - 01.98 -	970.073/075/ 077/078			27.21.218		short driver's cab	974 323 00 00 974 323 06 00
					27.21.445			974 323 13 00
					27.41.412			970 326 04 00 974 326 04 00

ATEGO 1823 - 1828

1823,1823 L	01.98 - 09.04	950.501-509			27.31.297			006 323 16 00	
					27.36.176			006 323 33 00 006 323 39 00 006 323 40 00	
					27.36.406		Axle load in tons [t]: 7,1	006 323 78 00 006 323 79 00	
							Axle load in tons [t]: 9	006 323 45 00	
								005 323 95 00 006 323 37 00 006 323 61 00	
					27.36.171			005 326 10 00	
					27.31.450			005 326 33 00	
			950.531-539			27.31.297		Axle load in tons [t]: 7,1	006 323 16 00
						27.36.176		Axle load in tons [t]: 9,0	006 323 33 00 006 323 39 00 006 323 40 00
						27.36.406		Axle load in tons [t]: 7,1	006 323 78 00 006 323 79 00
		Axle load in tons [t]: 7,5 Axle load in tons [t]: 8,0				005 323 95 00 006 323 37 00 006 323 61 00			
27.36.419						005 323 99 00 006 323 83 00			
		27.41.321			005 326 12 00				
1823 AK 1828 AK	05.98 - 09.04 05.98 - 09.04	952.562/563			27.36.176			006 323 33 00 006 323 39 00 006 323 40 00	
							Axle load in tons [t]: 9	006 323 45 00	
					27.31.450			005 326 33 00	
1823 K 1828 K	05.98 - 09.04 05.98 - 09.04	952.502/503			27.36.176			006 323 33 00 006 323 39 00 006 323 40 00	
					27.36.309			005 323 97 00 006 323 21 00 006 323 72 00 375 323 01 00	
							Axle load in tons [t]: 9	006 323 45 00	
					27.31.450			005 326 33 00	



MERCEDES BENZ

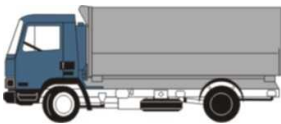



year of construction	model			Gerep number		information	original number
----------------------	-------	--	--	--------------	--	-------------	-----------------

ATEGO 1823 - 1828







1823 LS 1828 LS	05.98 - 09.04 05.98 - 09.04	954532		○ ○	27.31.297		Axle load in tons [t]: 7,1	006 323 16 00		
					27.36.406		Axle load in tons [t]: 7,1	006 323 78 00 006 323 79 00		
							Axle load in tons [t]: 7,5 Axle load in tons [t]: 8,0	005 323 95 00 006 323 37 00 006 323 61 00		
				○ ○	27.46.074			005 326 11 00		
					27.46.113			005 326 74 00 006 326 01 00		
1828,1828 L	05.98 - 09.04	950.501-508		○ ○	27.31.297			006 323 16 00		
					27.36.176			006 323 33 00 006 323 39 00 006 323 40 00		
					27.36.406		Axle load in tons [t]: 7,1	006 323 78 00 006 323 79 00		
								005 323 95 00 006 323 37 00 006 323 61 00		
						○ ○	27.36.171			005 326 10 00
							27.31.450			005 326 33 00
			950.501-509	950.531-538		○ ○			Axle load in tons [t]: 9	006 323 45 00
							27.31.297			006 323 16 00
							27.36.176			006 323 33 00 006 323 39 00 006 323 40 00
							27.36.406		Axle load in tons [t]: 7,1	006 323 78 00 006 323 79 00
										005 323 95 00 006 323 37 00 006 323 61 00
							27.36.419			005 323 99 00 006 323 83 00
	○ ○	27.41.321			005 326 12 00					
1828 A	05.98 - 09.04	950.562/563		○ ○	27.36.176			006 323 33 00 006 323 39 00 006 323 40 00		
							Axle load in tons [t]: 9	006 323 45 00		
						○ ○	27.36.171			005 326 10 00

ATEGO 2523 - 2528






2523 L	05.98 - 09.04	950624		○ ○				005 323 95 00 006 323 37 00 006 323 61 00		
2528 L	05.98 - 09.04	950.602-605		○ ○	27.31.297			006 323 16 00		
					27.36.176			006 323 33 00 006 323 39 00 006 323 40 00		
					27.36.406		Axle load in tons [t]: 7,1	006 323 78 00 006 323 79 00		
								005 323 95 00 006 323 37 00 006 323 61 00		
					27.36.419			005 323 99 00 006 323 83 00		
						○ ○	27.41.321			005 326 12 00
							27.31.300			005 326 14 00 006 326 05 00
950.623-626			○ ○				005 323 95 00 006 323 37 00 006 323 61 00			

	MERCEDES BENZ						
	year of construction	model			Gerep number		information

ATEGO 2628





















2628	05.98 - 09.04	950.642/643			27.31.297			006 323 16 00
					27.36.176			006 323 33 00 006 323 39 00 006 323 40 00
					27.36.406		Axle load in tons [t]: 7,1	006 323 78 00 006 323 79 00
								005 323 95 00 006 323 37 00 006 323 61 00
2628 B 2628 K	05.98 - 09.04 05.98 - 09.04	952.641-643 953641 953643			27.36.176			006 323 33 00 006 323 39 00 006 323 40 00
					27.36.309			005 323 97 00 006 323 21 00 006 323 72 00 375 323 01 00
								005 326 09 00 005 326 57 00 005 326 58 00 005 326 59 00 005 326 63 00
							27.46.075	

ATEGO (general)

1823 - 2628					27.36.322			006 323 54 00
					27.31.377			006 323 65 00 006 323 71 00
								006 323 14 00
					27.36.358			004 326 99 00 005 326 62 00 005 326 61 00 005 326 24 00 005 326 26 00
					27.41.337		Hendrickson	946 326 00 00

AXOR

09.01 -

1823 1823 K	01.02 - 01.02 -	321322 375301			27.36.406		Axle load in tons [t]: 7,5	006 323 78 00 006 323 79 00		
					27.31.350		Axle load in tons [t]: 7,5	006 323 51 00 375 323 00 00		
2523 2523 K	01.02 - 01.02 -	375303 375.321-323			27.36.358			004 326 99 00		
2528 2623 L 2628 L 2628 K 2628 B 3228	01.02 - 01.02 - 01.02 - 01.02 - 01.02 - 01.02 -	375351 375.373/374 375381								
1835 - 2543	09.01 -				27.36.322			006 323 54 00		
							27.41.337		Hendrickson	946 326 00 00
1835 LS 1840 LS 1843 LS	01.02 - 01.02 - 01.02 -	375408 944.032/033			27.36.406		Axle load in tons [t]: 7,1	006 323 78 00 006 323 79 00		
							27.46.074			005 326 73 00 006 326 00 00
							27.46.113			005 326 74 00 006 326 01 00
2535 LS 2540 LS 2543 LS	01.02 - 01.02 - 01.02 -	944233			27.36.406		Axle load in tons [t]: 7,1	006 323 78 00 006 323 79 00		
										005 326 67 00 005 326 97 00



MERCEDES BENZ

year of construction	model			Gerep number		information	original number
----------------------	-------	--	--	--------------	--	-------------	-----------------

ECONIC 03.98 -

1823 LL	03.98 -	957.541-543			27.36.419		005 323 99 00
1828 LL	03.98 -						006 323 83 00
							006 326 02 00
2628 LL, 6x2/4	03.98 -	957.653/654 957.656/657 957.661-664 957.681/682					006 326 02 00
2628 LL, 6x4	01.98 -						

MB-Trac

65/70		440161			27.36.083		404 323 00 00 406 323 02 00
900		440164 440169			27.36.083 27.36.083	for: Turbo	404 323 00 00 406 323 02 00 404 323 00 00 406 323 02 00
1000		441161			27.36.083		404 323 00 00 406 323 02 00
		441162					005 323 11 00
1100		441161					442 323 00 00 442 323 01 00
		441163					005 323 11 00

SPRINTER 2-t Coffe (901, 902) 01.95 -

214 NGT	04.00 -			t	27.99.214		904 320 16 30			
214	02.95 -				27.99.215		904 320 23 30			
208 CDI	04.00 -						904 320 25 30			
211 CDI	04.00 -						690 320 71 30			
213 CDI	04.00 -						901 320 15 30			
208 D, 58 kW	02.95 - 04.00						901 320 18 30			
208 D, 60 kW	10.96 - 04.00						901 320 21 30			
216 CDI	04.00 -						901 320 29 30			
210 D	01.97 - 04.00						903 320 02 30			
212 D	02.95 - 04.00						903 320 05 30			
							for champing vehicle	690 320 71 30 901 320 15 30 901 320 18 30 901 320 21 30 901 320 29 30 903 320 02 30		
							for champing vehicle	903 320 05 30		
								27.21.466		901 320 08 31
								27.11.228		901 320 00 31 901 320 02 31 901 320 04 31 901 320 06 31 901 320 07 31
								27.11.182		903 320 01 31
					27.11.182	for champing vehicle	903 320 01 31			



MERCEDES BENZ

year of construction	model			Gerep number		information	original number
----------------------	-------	--	--	--------------	--	-------------	-----------------

SPRINTER 2-t light carriage/chassis (901, 902) 01.95 -

214 NGT	04.00 -			t	27.99.214		904 320 16 30	
214	02.95 -				27.99.215		904 320 23 30	
208 CDI	04.00 -						904 320 25 30	
211 CDI	04.00 -						690 320 71 30	
213 CDI	04.00 -						901 320 15 30	
208 D, 58 kW	01.95 - 04.00						901 320 18 30	
208 D, 60 kW	09.96 - 04.00						901 320 21 30	
216 CDI	04.00 -						901 320 29 30	
210 D	01.97 - 04.00						903 320 02 30	
212 D	02.95 - 04.00						903 320 05 30	
							for champing vehicle	690 320 71 30
								901 320 15 30
								901 320 18 30
								901 320 21 30
					901 320 29 30			
					903 320 02 30			
					for champing vehicle	903 320 05 30		
				o	27.21.466		901 320 08 31	
					27.11.228		901 320 00 31	
							901 320 02 31	
							901 320 04 31	
							901 320 06 31	
							901 320 07 31	
					27.11.182		903 320 01 31	
					27.11.182		for champing vehicle	
							903 320 01 31	

SPRINTER 3-t Coffe (903) 01.95 -

314 NGT	04.00 -			t	27.99.214		904 320 16 30	
314	02.95 -				27.99.215		904 320 23 30	
308 CDI	04.00 -						904 320 25 30	
311 CDI	04.00 -						690 320 71 30	
313 CDI	04.00 -						901 320 15 30	
308 D 2.3	02.95 - 04.00						901 320 18 30	
316 CDI	04.00 -						901 320 21 30	
310 D 2.9	02.95 - 04.00						901 320 29 30	
312 D 2.9	02.95 - 04.00						903 320 02 30	
							903 320 05 30	
							for champing vehicle	690 320 71 30
								901 320 15 30
								901 320 18 30
								901 320 21 30
					901 320 29 30			
					903 320 02 30			
					for champing vehicle	903 320 05 30		
					27.99.215		for champing vehicle	
							904 320 23 30	
							904 320 25 30	
				o	27.21.466		901 320 08 31	
					27.11.228		901 320 00 31	
							901 320 02 31	
							901 320 04 31	
							901 320 06 31	
							901 320 07 31	
					27.11.182		903 320 01 31	
					27.11.182		for champing vehicle	
							903 320 01 31	



MERCEDES BENZ

year of construction	model			Gerep number		information	original number
----------------------	-------	--	--	--------------	--	-------------	-----------------

SPRINTER 3-t light carriage/chassis (903) 01.95 -

314 NGT	04.00 -			t	27.99.214			904 320 16 30
314	02.95 -				27.99.215			904 320 23 30
314 4x4	08.02 -							904 320 25 30
308 CDI	04.00 -							690 320 71 30
311 CDI	04.00 -							901 320 15 30
311 CDI 4x4	08.02 -							901 320 18 30
313 CDI	04.00 -							901 320 21 30
313 CDI 4x4	08.02 -							901 320 29 30
308 D 2.3, 58 kW	02.95 - 04.00							903 320 02 30
308 D 2.3, 60 kW	11.96 - 04.00							903 320 05 30
316 CDI	04.00 -							690 320 71 30
316 CDI 4x4	08.02 -					for champing vehicle		901 320 15 30
310 D 2.9	01.97 - 04.00							901 320 18 30
312 D 2.9	02.95 - 04.00							901 320 21 30
								901 320 29 30
								903 320 02 30
								903 320 05 30
					27.99.215	for champing vehicle		904 320 23 30
						for champing vehicle		904 320 25 30
				o	27.21.466			901 320 08 31
					27.11.228			901 320 00 31
								901 320 02 31
								901 320 04 31
								901 320 06 31
								901 320 07 31
					27.11.182			903 320 01 31
					27.11.182	for champing vehicle		903 320 01 31

SPRINTER 4-t Coffer (904) 02.96 -





414	02.96 -			t	27.99.215			904 320 23 30
414 4x4	05.97 -							904 320 25 30
408 CDI	04.00 -							903 320 05 30
411 CDI	04.00 -				27.99.214			904 320 16 30
411 CDI 4x4	04.00 -				27.99.215			904 320 23 30
413 CDI	04.00 -							904 320 25 30
413 CDI 4x4	04.00 -							690 320 71 30
408 D	02.96 -							901 320 15 30
416 CDI	04.00 -							901 320 18 30
416 CDI 4x4	04.00 -							901 320 21 30
410 D	02.96 -							901 320 29 30
410 D 4x4	05.97 -							903 320 02 30
412 D, 85 kW	02.96 -							903 320 05 30
412 D 4x4, 85 kW	05.97 -							904 320 01 31
412 D, 90 kW	02.96 -			o	27.11.146			904 320 02 31
412 D 4x4, 90 kW	05.97 -							904 320 03 31
						for champing vehicle		904 320 03 31

Unimog 100-500













































U 404 S				o	27.36.083			404 323 00 00
				o	27.36.083			406 323 02 00
U 406				o	27.99.141			404 323 00 00
U 421		421.123-125		o				406 323 02 00
		421.128/129		o				005 323 26 00
		421.140/141		o				005 323 24 00
U 424				o	27.36.125			005 323 24 00
				o	27.36.125			003 323 40 00
				o				003 323 24 00
				o				003 323 40 00

Unimog 550-900





















U 600,U 600L	01.77 - 05.88	421		o	27.36.057			001 323 28 00
U 600, 4,5 t	05.88 -			o	27.36.057			001 323 28 00
U 600, 5,8 t	05.88 -							005 323 24 00
U 650,U 650L, 4,5 t	05.88 -	407.110/111		o				005 323 24 00
U 650,U 650L, 5,8 t	05.88 -	407.210/211		o				005 323 24 00

	MERCEDES BENZ						
	year of construction	model			Gerep number		information

Unimog 550-900

U 800, 6 t	01.77 - 03.90	403120			27.36.083			404 323 00 00 406 323 02 00
					27.36.083			404 323 00 00 406 323 02 00
		417200			27.36.367			002 323 69 00 005 323 28 00
					27.36.367			004 323 96 00 002 323 69 00 005 323 28 00
					27.36.367			004 323 96 00
					27.36.367			002 323 69 00 005 323 28 00 004 323 96 00
U 800, 7,5 t	05.88 - 03.90	403120			27.36.083			404 323 00 00 406 323 02 00
					27.36.083			404 323 00 00 406 323 02 00
		417100			27.36.367			002 323 69 00 005 323 28 00
					27.36.367			004 323 96 00 002 323 69 00 005 323 28 00
					27.36.367			004 323 96 00
					27.36.367			002 323 69 00 005 323 28 00 004 323 96 00
U 900, 6 t	01.77 -	406120 406.142/143			27.36.083			404 323 00 00 406 323 02 00
					27.36.083			404 323 00 00 406 323 02 00
		417201			27.36.367			002 323 69 00 005 323 28 00
					27.36.367			004 323 96 00 002 323 69 00 005 323 28 00
					27.36.367			004 323 96 00
					27.36.367			002 323 69 00 005 323 28 00 004 323 96 00
U 900, 7,5 t	05.88 -	406120 406.142/143			27.36.083			404 323 00 00 406 323 02 00
					27.36.083			404 323 00 00 406 323 02 00
		417101			27.36.367			002 323 69 00 005 323 28 00
					27.36.367			004 323 96 00 002 323 69 00 005 323 28 00
					27.36.367			004 323 96 00
					27.36.367			002 323 69 00 005 323 28 00 004 323 96 00

Unimog 1000-1350

U 1000, 70 kW U 1200, 7,5 t	01.77 - 05.88 02.82 - 05.88	424.121/122			27.36.125	->Chass. 133678	003 323 24 00 003 323 40 00
						Chass. 133679->	004 323 26 00 004 323 27 00
					27.36.039	Chass. 133679->	005 323 10 00
					27.36.125	->Chass. 133678	003 323 24 00 003 323 40 00
						Chass. 133679->	004 323 26 00 004 323 27 00
					27.36.039	Chass. 133679->	005 323 10 00
U 1000, 75 kW U 1200, 8,5 t U 1250,U 1250L U 1250L	01.88 - 01.88 - 01.88 - 05.88 -	427.100/101 427.110/111					004 323 26 00 004 323 27 00
					27.36.039		005 323 10 00
							
							
U 1000T U 1200T, 12,75 t	01.77 - 12.82 01.83 - 05.88	424.131/132			27.36.125	->Chass. 133678	003 323 24 00 003 323 40 00
					27.36.039	Chass. 133679->	005 323 10 00
					27.36.039		005 323 10 00
U 1100,U 1100L	01.77 - 05.88	416.114-117 416.140/141 416160			27.36.083		404 323 00 00 406 323 02 00
					27.36.083		404 323 00 00 406 323 02 00



MERCEDES BENZ





year of construction	model			Gerep number		information	original number
----------------------	-------	--	--	--------------	--	-------------	-----------------

Unimog 1000-1350











































U 1100T	01.77 -	417000			27.36.367		002 323 69 00 005 323 28 00 004 323 96 00
					27.36.367		002 323 69 00 005 323 28 00 004 323 96 00
U 1150,U 1150L, 7,5 t	05.88 -	417.110/111 417.115/116 417120			27.36.367		002 323 69 00 005 323 28 00
					27.36.367		002 323 69 00 005 323 28 00
							004 323 96 00
U 1150,U 1150L, 6 t	05.88 -	417.210/211 417220			27.36.367		002 323 69 00 005 323 28 00
					27.36.367		002 323 69 00 005 323 28 00
							004 323 96 00
U 1200T, 13,75 t	01.88 -	427000					004 323 26 00 004 323 27 00
					27.36.039		005 323 10 00
					27.36.039		005 323 10 00
U 1250	12.84 - 05.88	424.126/127			27.36.039	Chass. 133679->	005 323 10 00
							004 323 26 00 004 323 27 00
					27.36.039	Chass. 133679->	005 323 10 00 004 323 26 00 004 323 27 00
U 1300	01.77 - 12.84	425121					003 323 15 00 006 323 25 00
							003 323 15 00 006 323 25 00
U 1300,U 1300L	01.77 - 05.88	425121					003 323 15 00 006 323 25 00
							003 323 15 00 006 323 25 00
		435115 435117			27.36.125		003 323 24 00 003 323 40 00
					27.36.125		003 323 24 00 003 323 40 00
		435.115/117					004 323 26 00 004 323 27 00
							004 323 26 00 004 323 27 00
		436320 435321			27.36.355		003 323 36 00 006 323 20 00
			27.36.355		003 323 36 00 006 323 20 00		
U 1350L	05.88 -	437110			27.36.355		003 323 36 00 006 323 20 00
					27.36.355		003 323 36 00 006 323 20 00

Unimog 1400-1750











U 1400	01.88 -	427102					004 323 26 00
U 1450,U 1450L	01.88 -	427105					004 323 27 00
U 1600, 115 kW	01.88 -	427107			27.36.039		005 323 10 00
U 1600, 150-157 kW	09.89 -	427.111/112					
U 1600, 177 kW	05.91 -	427.115-118					
U 1650,U 1650L, 115 kW	01.88 -						
U 1650,U 1650L, 150-157 kW	09.89 -						
U 1650,U 1650L, 177 kW	05.91 -						

	MERCEDES BENZ						
	year of construction	model			Gerep number		information













Unimog 1400-1750

U 1500 U 1700,U 1700L U 1700T	01.77 - 05.88	425141						003 323 15 00
	05.78 - 09.88	435.110/111						006 323 25 00
	09.88 -	437000						003 323 15 00 006 323 25 00
U 1500T	01.77 - 05.88	425131						003 323 15 00 006 323 25 00
U 1550 U 1550L, 92-96 kW	01.86 - 05.88	424.126/127			27.36.039		Chass. 133679->	005 323 10 00
					27.36.039		Chass. 133679->	004 323 26 00 004 323 27 00
	02.86 - 05.88							005 323 10 00 004 323 26 00 004 323 27 00
U 1550L, 100 kW U 1550L, 114 kW U 1550L, 115 kW U 1550L, 125 kW U 1550L, 150-157 kW U 1550L, 177 kW	05.88 -	437111			27.36.355			003 323 36 00
	01.92 -	437116			27.36.355			006 323 20 00
	05.88 -	437120						003 323 36 00 006 323 20 00
U 1700 L/38 U 1700L	05.78 - 09.88	435113 436.340-343						003 323 70 00
								
U 1700, U 1700 L	09.88 -	437100					->Chass. 159327	003 323 15 00 006 323 25 00
							Chass. 159328 - Chass. 185302	003 323 70 00 003 323 93 00
							Chass. 185303->	003 323 15 00 006 323 25 00
							->Chass. 159327	003 323 15 00 006 323 25 00
U 1750,U 1750L, 12 t		437.112/113					->Chass. 159327	003 323 15 00 006 323 25 00
							Chass. 159328 - Chass. 185302	003 323 70 00 003 323 93 00
							->Chass. 159327	003 323 15 00 006 323 25 00
U 1750,U 1750L, 12,5 t		437.130/131					->Chass. 185302	003 323 70 00 003 323 93 00
							->Chass. 159327	003 323 70 00 003 323 93 00

Unimog 1800-2050

U 1800		437102					->Chass. 185302	003 323 70 00 003 323 93 00
							Chass. 185303->	003 323 15 00 006 323 25 00
U 1800T		437002						003 323 15 00 006 323 25 00
								003 323 15 00 006 323 25 00
U 1850,U 1850L		437.114/115 437.132/133					->Chass. 185302	003 323 70 00 003 323 93 00

Unimog 2100-2450

U 2100		437105					->Chass. 159327	003 323 15 00 006 323 25 00
							Chass. 159328 - Chass. 185302	003 323 70 00 003 323 93 00
							Chass. 185303->	003 323 15 00 006 323 25 00
							->Chass. 159327	003 323 15 00 006 323 25 00
U 2100T		437002						003 323 15 00 006 323 25 00
								003 323 15 00 006 323 25 00



MERCEDES BENZ

year of construction	model			Gerep number		information	original number
----------------------	-------	--	--	--------------	--	-------------	-----------------

Unimog 2100-2450

U 2150		437135					->Chass. 185302	003 323 70 00 003 323 93 00
							->Chass. 159327	003 323 70 00 003 323 93 00
U 2150,U 2150L, 155-157 kW U 2150,U 2150L, 177 kW		437.117/118					->Chass. 159327	003 323 15 00 006 323 25 00
							Chass. 159328 - Chass. 185302	003 323 70 00 003 323 93 00
		437136					->Chass. 185302	003 323 70 00 003 323 93 00
							->Chass. 159327	003 323 70 00 003 323 93 00
U 2400TG		437182					->Chass. 185302	003 323 15 00 006 323 25 00
					27.47.031			003 326 14 00 617 326 00 00
U 2450L		437156						003 323 15 00 006 323 25 00
						●●		005 326 41 00

Unimog 2500-5000

U 3000 U 4000		437420 437425			27.36.355			003 323 36 00 006 323 20 00
					27.36.355			003 323 36 00 006 323 20 00

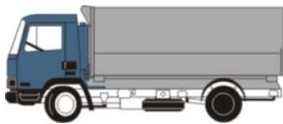



VARIO

512 D, light carriage/chassis 512 D, Coffe/Combi	09.96 - 09.96 -	667.321-323 667.351-353			27.21.166			004 323 88 00 004 323 89 00
					27.21.108			004 326 06 00
614 D, light carriage/chassis 614 D, Coffe/Combi 614 D, Tipper	09.96 - 09.96 - 09.96 -	668.321-323 668.331/332 668.351-353			27.21.166			004 323 88 00 004 323 89 00
					27.21.166			004 323 88 00 004 323 89 00
					27.21.109		->Chass. 813314	004 326 07 00
812 D	09.96 -	670.321-324			27.21.166			004 323 88 00 004 323 89 00
					27.21.109		Chass. 813315->	004 326 13 00
					27.36.319			004 326 07 00
					27.36.319			004 326 13 00
814 DA 815 DA	09.96 - 09.96 -	669.599/699/ 799/899						006 323 44 00
					27.21.166			004 323 88 00 004 323 89 00
								004 326 67 00
					27.31.345			005 326 71 00
					27.21.108			004 326 06 00
		27.36.319			004 326 13 00			





VITO Coffe (638)

03.97 -

113 2.0 (638.014) 114 2.3 (638.034) 108 D 2.3 (638.064) 110 D 2.3 (638.074)	03.97 - 03.97 - 03.97 - 03.97 -							638 320 07 13
					27.11.164		Chass. 072615->	638 326 07 00 638 326 11 00 638 326 12 00
					27.11.164		Chass. 072615->	638 326 07 00 638 326 11 00 638 326 12 00
					27.11.164		Chass. 072615->	638 326 07 00 638 326 11 00 638 326 12 00
108 CDI 2.2 110 CDI 2.2 112 CDI 2.2	03.99 - 03.99 - 03.99 -				27.11.164		Chass. 072615->	638 326 07 00 638 326 11 00 638 326 12 00
					27.11.164		Chass. 072615->	638 326 07 00 638 326 11 00 638 326 12 00

	MERCEDES BENZ						
	year of construction	model			Gerep number		information



































Camper

CLOU (Chassis TN)								602 320 03 30
								602 320 11 31

MITSUBISHI

Canter





10.97 -

FB 100	11.80 - 12.85							
FB 120	11.80 - 12.85							MB161539
FB 300	01.86 -							MB161554
FE 111 -B, -BD, - BDT, -BZE, - BZEC	10.82 - 12.85							MB161556
FE 114 -B, -BD, - BDT, -BG	10.82 - 12.85							
FE 120	11.78 - 12.85							
FE 121	11.78 - 12.85							
FB 431	01.86 - 12.96							
FB 433	01.86 - 12.96							MB161539
FB 436	01.86 - 12.96							MB161554
FE 221	02.80 - 12.85							MB161556
FE 224	02.80 - 12.85							
FB 631	05.96 -							
								MB161539
								MB161554
								MB161556
FC 432	01.86 - 12.90							
FE 211	11.78 - 12.85							MT160820
FE 214	11.78 - 12.85							
FE 231	11.78 - 12.85							
FE 234	11.78 - 12.85							
FE 431	01.86 - 12.96							
FE 441	01.86 - 12.96							
FE 444	01.86 - 12.96							
FE 531	05.96 -							
FE 100	11.78 - 12.85							
FE 101	11.78 - 12.85						10.1982->	MB161539
								MB161554
								MB161556
FE 111	11.78 - 12.82							
FE 111 -BZ, -BZ1, - BZB	10.82 - 12.85							MT160820
FE 111 -E, -EW, - EZ, -EZC, - EZCW	10.82 - 12.85							
FE 114 -BZ, -E, - EW, -EZ, - EZC, -EZCW	10.82 - 12.85							
FE 131	11.78 - 12.85							
FE 134	11.78 - 12.85							
FE 331	01.86 - 12.96							
FE 649	05.96 -							
FH 100	02.88 -							
FE 111 -BG, -BN, - BN1, - BNFV	10.82 - 12.85							
FE 114 -BN, -BNFV, - BDN3, - BDN3K	10.82 - 12.85							

NISSAN

CABALL

01.68 - 12.81

C 240	01.68 - 12.81							56101-Z5008
C 340	01.68 - 12.81							56110-82600
								56110-82625



NISSAN

year of construction	model			Gerep number		information	original number
----------------------	-------	--	--	--------------	--	-------------	-----------------





CABSTAR

Cabstar (F 20)	01.76 - 12.82					04.1978->	56110-T5426
						->03.1978	
						04.1978-> not for short wheelbase	
						04.1978-> for reduced wheel base	56210-01N00 56210-01N25 56210-01N26 56210-05N25 56210-T5427 56210-T6100 56210-T6125 56210-T6210
2.0 (F 22)	01.82 - 06.92						56110-T5426
							56210-01N00 56210-01N25 56210-01N26 56210-05N25 56210-T5427 56210-T6100 56210-T6125 56210-T6210
2.0 (F 23)	07.92 -						56110-T5426
2.3 (F 22)	01.82 - 06.92						56110-T5426
							56210-01N00 56210-01N25 56210-01N26 56210-05N25 56210-T5427 56210-T6100 56210-T6125 56210-T6210
							56210-J1700
2.5 (F 22)	01.82 - 06.92						56110-T5426
							56210-01N00 56210-01N25 56210-01N26 56210-05N25 56210-T5427 56210-T6100 56210-T6125 56210-T6210
							56210-J1700
2.5 (F 23)	07.92 -						56110-T5426
							56210-J1700


























CLIPPER

12.66 - 05.76





T 65	01.66 - 12.71						56101-Z5008 56110-82600 56110-82625
660	02.69 - 08.71						56101-Z5008
661	02.69 - 08.71						56110-82600
T 662	04.69 - 05.76						56110-82625
T 663	04.69 - 05.76						

	NISSAN						
	year of construction	model			Gerep number		information





HOMER

Homer (F 20)	01.76 - 12.82						04.1978->	56110-T5426
							->03.1978	
							04.1978-> not for short wheelbase	
							04.1978-> for reduced wheel base	
2.0 (F 22)	01.82 - 06.92							56110-T5426
								56210-01N00 56210-01N25 56210-01N26 56210-05N25 56210-T5427 56210-T6100 56210-T6125 56210-T6210
2.0 (F 23)	07.92 -							56110-T5426
								
2.3 (F 22)	01.82 - 06.92							56110-T5426
								56210-01N00 56210-01N25 56210-01N26 56210-05N25 56210-T5427 56210-T6100 56210-T6125 56210-T6210
2.5 (F 22)	01.82 - 06.92							56110-T5426
								56210-01N00 56210-01N25 56210-01N26 56210-05N25 56210-T5427 56210-T6100 56210-T6125 56210-T6210
								56210-J1700
2.5 (F 23)	07.92 -							56110-T5426
								56210-J1700

URVAN Coffe (E23) 07.80 - 05.87

2.0 2.2 D 2.3 D	07.81 - 11.82 07.81 - 11.82 11.82 - 05.87							56110-R8025 56110-R8026 56110-R8027 56110-R8028
								56210-R8027 56210-R8028

URVAN Coffe (E24) 05.87 -

2.0 2.4 i 2.3 D 2.5 D	05.87 - 11.86 - 01.88 - 12.88 -							
								56210-01N00 56210-01N25 56210-01N26 56210-05N25 56210-T5427 56210-T6100 56210-T6125 56210-T6210



NISSAN

year of construction	model			Gerep number		information	original number
----------------------	-------	--	--	--------------	--	-------------	-----------------

URVAN Pickup (E23) 03.81 - 10.86

1.6 (VBLE 23)	03.81 - 03.82						56110-R8025
1.8 (VNLE 23)	04.82 - 10.86						56110-R8026
2.0	03.81 - 10.86						56110-R8027
2.2 D	08.81 - 10.86						56110-R8028
2.3 D	04.82 - 10.86						

VANETTE CARGO Coffe (HC 23) 01.95 -

1.6 i	10.92 - 12.94					liveaxle	
1.6 i	01.95 -					liveaxle	
2.0 D	10.92 - 08.94					independent wheel suspension	56210-9C126
2.0 D	01.95 -					liveaxle	
2.3 D	01.95 -						

VANETTE Coffe (C22) 10.86 - 01.95

2.0 D	07.91 - 01.95						

OM

60 - 90 Serie

60, 65, 70, 75, 80, 90							8555803 8559478 8559985 8561470 8562478 8563236
------------------------	--	--	--	--	--	--	--

180-Serie

180 T						->Chass. T000895	4700841
-------	--	--	--	--	--	------------------	---------

OPEL

MOVANO Combi (J9) 07.98 -

2.5 D	07.98 - 09.00						4500240
2.8 DTI	07.98 - 10.01					27.21.456	

MOVANO Coffe (F9) 01.99 -

2.5 D	01.99 - 09.00						4500240
2.8 DTI	01.99 - 10.01					27.21.456	

MOVANO Tipper (H9) 01.99 -

2.5 D	01.99 - 09.00						4500240
						27.21.456	

MOVANO light carriage/chassis (U9, E9) 07.98 -

2.5 D	07.98 - 09.00						4500240
2.8 DTI	07.98 - 10.01						



PEUGEOT

year of construction	model			Gerep number		information	original number		
BOXER Coffe (230L) 03.94 - 04.02									
2.0 i	06.94 - 04.02					load capacity [kg]: 1000	5202.J0		
1.9 D, 50 kW	07.99 - 04.02			load capacity [kg]: 1400					
1.9 D, 51 kW	03.94 - 04.02			load capacity [kg]: 1800	5202.J2				
1.9 TD, 66 kW	07.99 - 04.02								
1.9 TD, 68 kW	03.94 - 04.02								
2.5 D	03.94 - 04.02								
2.5 D 4x4	07.99 - 04.02								
2.5 TD	03.94 - 04.02								
2.5 TDI									
2.5 TDI 4x4	07.99 - 04.02								
2.8 HDI	11.00 - 04.02					load capacity [kg]: 1000	5206.P8		
						for ambulance			
						load capacity [kg]: 1400			
						load capacity [kg]: 1800	5206.J1		
BOXER light carriage/chassis 03.94 - 04.02									
2.0 i	06.94 - 04.02					load capacity [kg]: 1000	5202.J0		
1.9 TD, 66 kW	12.98 - 04.02			load capacity [kg]: 1400					
1.9 TD, 68 kW	07.96 - 04.02			load capacity [kg]: 1800	5202.J2				
2.5 D	03.94 - 04.02								
2.5 D 4x4	07.99 - 04.02								
2.5 TD	03.94 - 04.02								
2.5 TDI	01.97 - 04.02								
2.5 TDI 4x4	07.99 - 04.02								
2.8 HDI	11.00 - 04.02							load capacity [kg]: 1000	5206.P8
								for ambulance	
						load capacity [kg]: 1400			
						load capacity [kg]: 1800	5206.J1		
J5 Coffe (280L) 09.81 - 09.90									
39295	01.83 - 11.88					->Chass. 0244 300	5201.93		
						not to use for model: 180			
						Chass. 0244 301->	5203.13		
						not to use for model: 180			
				27.21.085		not to use for model: 180	5206.29		
J5 Coffe (290L) 09.90 - 03.94									
1.9 D	10.90 -					not to use for model: 180	5203.13		
2.5 D 4x4	10.90 -								
2.5 TD 4x4	10.90 -					27.21.085		not to use for model: 180	5206.29
J5 light carriage/chassis (280L) 09.81 - 09.90									
2.0, 55 kW	01.86 - 11.88					->Chass. 0244 300	5201.93		
2.0, 58 kW	01.83 - 11.88					not to use for model: 180			
2.5 D	09.81 - 09.90					Chass. 0244 301->	5203.13		
						not to use for model: 180			
				27.21.085		->Chass. 0327 500	5206.29		
						not to use for model: 180			
J5 light carriage/chassis (290L) 09.90 - 03.94									
2.0	10.90 -					not to use for model: 180	5203.13		
1.9 D	10.90 -								
2.5 D	10.90 -								
2.5 D 4x4	10.90 -								
2.5 TD	10.90 -								
2.5 TD 4x4	10.90 -								
J7 Coffe 08.68 - 03.80									
39203	08.68 - 07.70						5205.93		
1.6, 44 kW	08.68 - 03.80								
1.6, 50 kW	08.68 - 03.80					27.12.003			
39295	07.70 - 03.80								
1.9 D	08.68 - 07.78								
2.1 D	08.68 - 07.77								
2.3 D	07.77 - 03.80								



PEUGEOT

year of construction	model			Gerep number		information	original number
----------------------	-------	--	--	--------------	--	-------------	-----------------

J7 light carriage/chassis 08.68 - 03.80

1.6, 44 kW	07.70 - 03.80			27.12.003			5205.93
1.6, 50 kW	08.68 - 07.70						
39295	07.70 - 03.80						
1.9 D	08.68 - 07.78						
2.1 D	08.68 - 07.77						
2.3 D	07.77 - 03.80						

J9 Coffe 03.80 - 06.87

39234	03.80 - 06.87					Chass. 4.161.497->	5201.88
2.0	03.80 - 06.87						
2.1 D	03.80 - 06.87			27.12.003			5205.93
2.3 D	03.80 - 07.82						
2.5 D	07.82 - 06.87						

J9 light carriage/chassis 03.80 - 06.87

2.0	03.80 - 06.87					Chass. 4.161.497->	5201.88
2.3 D	03.80 - 07.82						
2.5 D	07.82 - 06.87			27.12.003			5205.93

RENAULT

MASTER II Coffe (FD) 07.98 -

2.5 D	07.98 - 01.01						7700 310 737
2.8 dTI	07.98 - 10.01			27.21.456			4500241 4500242 7700 310 740 7700 310 741

MASTER II light carriage/chassis (ED/HD/UD) 07.98 -

2.5 D	07.98 - 01.01						7700 310 737
2.8 dTI	07.98 - 10.01						7700 310 742

TRAFIC Coffe (T1, T3, T4) 03.80 - 04.89

39173	03.80 - 04.89						7700 719 593
39234	01.83 - 06.86						7700 719 594
39264	06.86 - 04.89						7700 791 601
2.0						for ambulance	7700 791 602
2.1 D	09.80 - 04.89						

TRAFIC light carriage/chassis (P6) 03.80 - 04.89

39173	03.80 - 04.89						7700 719 593
39234	03.80 - 06.86						7700 719 594
39264	06.86 - 04.89						
2.0, 59 kW	03.80 - 04.89						
2.0, 63 kW	03.80 - 12.86						
2.1 D	03.80 - 04.89						
2.5 D	03.80 - 04.89						

RENAULT TRUCKS

100

H 100				27.38.225			5010 383 049
				27.38.189			5010 383 050
				27.41.459			5010 294 908
110 4x4							5000 546 892
150 4x4							



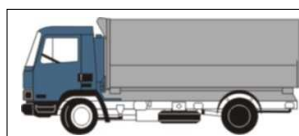
RENAULT TRUCKS

	year of construction	model			Gerep number		information	original number
G	<i>10.82 - 09.91</i>							
G 170.11	05.83 - 02.90			$\frac{1}{T}$				5000 731 488
G 170.13	05.83 - 02.90							
G 170.15	05.83 - 02.90							
G 170.16	05.83 - 02.90							
G 200.13	05.90 - 09.91							
G 200.15	05.90 - 09.91							
G 200.16, 16 t	05.90 - 09.91							
G 200.16, 16,5 t	05.90 - 09.91							
G 200.18	05.90 - 09.91							
G 210.19	11.83 - 02.90							
G 210.17 BOM, 16 t	11.83 - 02.90							
G 210.17 BOM, 17,5 t	11.83 - 02.90							
G 210.18 BOM	11.83 - 02.90							
G 210.19 BOM	11.83 - 02.90							
G 230.11	01.85 - 05.90							
G 230.13	01.85 - 05.90							
G 230.13 SP	01.85 - 08.91							
G 230.15	01.85 - 05.90							
G 230.16, 16 t	01.85 - 05.90							
G 230.16, 16,5 t	01.85 - 05.90							
G 230.17, 17 t,	01.85 - 05.90							
light carriage/chassis								
G 230.17, 17,5 t	01.85 - 05.90							
G 230.17, 17 t, Tipper	01.85 - 05.90							
G 230.19, 18,5 t	01.85 - 05.90							
G 230.19, 19 t	01.85 - 05.90							
G 260.16, 16 t	10.82 - 05.90							
G 260.16, 16,5 t	10.82 - 05.90							
G 260.17, 192-202 kW, 17 t,	10.82 - 05.90							
light carriage/chassis								
G 260.17, 192-202 kW, 17,5 t	10.82 - 05.90							
G 260.17, 192-202 kW, 17 t,	10.82 - 05.90							
Tipper								
G 260.19, 18,5 t	10.82 - 05.90							
G 260.19, 19 t, 9839 ccm	10.82 - 05.90							
G 260.19, 19 t, 9771 ccm	10.82 - 05.90							
G 280.13	01.90 - 09.91							
G 280.15	01.90 - 09.91							
G 280.16, 16 t	01.90 - 09.91							
G 280.16, 16,5 t	01.90 - 09.91							
G 260.17, 202 kW	01.90 - 09.91							
G 280.18	01.90 - 09.91							
G 280.19, 18,5 t	01.90 - 09.91							
G 280.19, 19 t	01.90 - 09.91							
G 290.19, 18,5 t	11.85 - 12.89							
G 290.19, 19 t,	11.85 - 12.89							
light carriage/chassis								
G 290.19, 19 t, Tipper	11.85 - 12.89							
G 300.19, 18,5 t	01.90 - 08.91							
G 300.19, 19 t	01.90 - 08.91							
G 320.19	11.88 - 05.90							
G 330.19, 17,5 t	02.90 - 08.91							
G 330.19, 18,5 t	02.90 - 08.91							
G 330.19, 19 t	02.90 - 08.91							



RENAULT TRUCKS

	year of construction	model			Gerep number		information	original number
G 10.82 - 09.91								
G 170.17, 16,5 t	05.83 - 02.90			$\frac{1}{T}$	27.38.209			5000 731 913
G 170.17, 17,5 t	05.83 - 02.90							
G 230.15/T	01.85 - 05.90							
G 230.17/T	01.85 - 05.90							
G 260.15/T	10.82 - 05.90							
G 260.17/T	10.82 - 05.90							
G 260.19/T	10.82 - 05.90							
G 280.15/T	01.90 - 09.91							
G 290.17/TD	11.85 - 12.89							
G 290.19/T	11.85 - 12.89							
G 300.15/T	01.90 - 08.91							
G 300.19/T, 16 t	01.90 - 08.91							
G 300.19/T, 19 t	01.90 - 08.91							
G 300.26/T	01.90 - 08.91							
G 320.19 T	11.88 - 05.90							
G 330.17/T	02.90 - 08.91							
G 340ti.19/T,G 330.19/T,G 330.17/T	01.90 - 08.91							
G 340ti.19/T,G 330.19/T	02.90 - 08.91							
G 210.16	11.83 - 02.90			$\frac{1}{T}$	27.38.207			5000 731 488
					27.38.209			5000 731 913
GB								
GBH 260 6x4	- 12.80			$\frac{1}{T}$			pin: 14 mm diameter, OE-pin:	23512095
GBH 280 6x4/ 6x6	- 12.80						12 mm diameter	
GL								
GLR 190	- 12.80			$\frac{1}{T}$			pin: 14 mm diameter, OE-pin:	23512095
GLR 190 4x4	- 12.80						12 mm diameter	
GLR 230	- 12.80							
GLR 230 4x4	- 12.80							
GR								
GR 280				$\frac{1}{T}$	27.38.110			23512058
GR 305								5000 867 685
GR 320					27.38.146			5010 130 500
								5010 130 888
								5010 138 561
GR 350, GRH 350				$\frac{1}{T}$	27.38.110			23512058
GRH 235 6x4								5000 867 685
GRH 305								
J								
JK 60, JK 60A, JK 60B				$\frac{1}{O}$				5000 353 050
JK 65								
JK 75				$\frac{1}{O}$				5000 353 050
				$\frac{1}{T}$				
JN 60				$\frac{1}{T}$				
JN 80, JN 85								
JN 90, JN 95								
JP 11				$\frac{1}{O}$				5000 546 892
JP 13, JP 14								
JP 30	01.80 -							
JR 19, JR 21								
JX 21								
Magnum 09.90 -								
AE 350				$\frac{1}{O}$	27.31.390			5000 790 689
AE 500								
AE 520.22T	10.92 - 05.96							



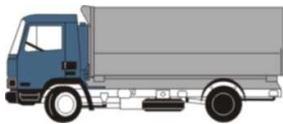



RENAULT TRUCKS







	year of construction	model			Gerep number		information	original number
Magnum 09.90 -								
AE 385ti.18T	02.92 - 10.96			$\frac{1}{0}$	27.41.433		semi trailer	5010 294 158
AE 385ti.19T	02.92 - 10.96							5010 383 689
AE 390.18T	09.96 -							5010 383 689A
AE 390.19T	09.96 -							5010 557 482
AE 420ti.18T	10.92 - 12.96							
AE 420ti.19T	10.92 - 12.96							
AE 420ti.22T	10.92 - 10.96							
AE 420ti.24T	10.92 - 12.96							
AE 420ti.26T	10.92 - 12.96							
AE 430.18T	09.96 -							
AE 430.19T	09.96 -							
Major 05.91 - 10.96								
R 310 26T				$\frac{1}{T}$	27.38.146			5010 130 500
R 340 23T								5010 130 888
R 360 26T								5010 138 561
R 360 35T								
R 365 23T								
R 365 26T								
R 385ti.26, Tipper	12.91 - 10.96							
R 385ti.26/T,R 380.26/T	05.91 - 10.96							
R 420 35T								
R 340ti.17	05.91 - 10.96			$\frac{1}{T}$	27.38.110			23512058
R 340ti.24	05.91 - 10.96							5000 867 685
R 340ti.26	05.91 - 10.96			$\frac{0}{0}$	27.31.390			5000 790 689
R 360 19/ 26/ 35								
R 385ti.17,R 380.17	05.91 - 10.96							
R 385ti.18,R 380.18, 18 t,	05.91 - 10.96							
light carriage/chassis								
R 385ti.18,R 380.18, 18,5 t	05.91 - 10.96							
R 385ti.19,R 380.19	05.91 - 10.96							
R 385ti.24,R 380.24	05.91 - 10.96							
R 385ti.25,R 380.25	05.91 - 10.96							
R 385ti.26,	12.91 - 10.96							
light carriage/chassis								
R 385ti.26,R 380.26	05.91 - 10.96							
R 420ti.24/TS	04.92 - 10.96							
R 420ti.26/TS	04.92 - 10.96							
R 340ti.18, 18 t,	05.91 - 10.96			$\frac{1}{T}$	27.38.110			23512058
light carriage/chassis								5000 867 685
R 340ti.18, 18,5 t	05.91 - 10.96				27.38.146			5010 130 500
R 340ti.19	05.91 - 10.96							5010 130 888
								5010 138 561
				$\frac{0}{0}$	27.31.390			5000 790 689
R 340ti.18, 18 t, Tipper	05.91 - 10.96			$\frac{1}{T}$	27.38.110			23512058
R 385ti.18,R 380.18, 18 t,	05.91 - 10.96							5000 867 685
Tipper					27.38.146			5010 130 500
								5010 130 888
								5010 138 561
				$\frac{0}{0}$	27.37.064			5000 786 840
R 340ti.18/T	05.91 - 10.96			$\frac{1}{T}$	27.38.110			23512058
R 340ti.19/T	05.91 - 10.96							5000 867 685
R 385ti.18/T,R 380.18/T	05.91 - 10.96							5010 130 500
R 385ti.19/T,R 380.19/T	05.91 - 10.96							5010 130 888
R 420ti.18/T	10.92 - 10.96							5010 138 561
R 420ti.19/T, 4x4	10.92 - 10.96			$\frac{0}{0}$	27.31.390			5000 790 689
R 420ti.19/T, 4x2	10.92 - 10.96			$\frac{1}{0}$	27.37.064			5000 786 840
R 360 19T/ 26T/ 35T				$\frac{1}{T}$	27.38.146			5010 130 500
R 370 19T/ 26T/ 35T								5010 130 888
R 385 18T/19T								5010 138 561
R 390 19T								
R 420 18T/ 19T				$\frac{0}{0}$	27.31.390			5000 790 689
				$\frac{1}{0}$	27.37.064			5000 786 840






RENAULT TRUCKS





	year of construction	model			Gerep number		information	original number
Manager		<i>09.91 - 10.96</i>						
G 200.13	09.91 - 03.93			$\frac{1}{T}$	27.38.207			5000 731 488
G 200.15	09.91 - 03.93							
G 200.16, 16 t	09.91 - 03.93							
G 200.16, 16,5 t	09.91 - 03.93							
G 200.18	09.91 - 03.93							
G 210.16	05.92 - 10.96							
G 230ti.13	09.91 - 03.93							
G 230.13 SP	09.91 - 03.93							
G 230ti.15	09.91 - 03.93							
G 230ti.16, 16 t	09.91 - 10.96							
G 230ti.16, 16,5 t	09.91 - 10.96							
G 230ti.18,	05.92 - 10.96							
light carriage/chassis								
G 230ti.18, Tipper	05.92 - 10.96							
G 230ti.19, 18,5 t	09.91 - 10.96							
G 230ti.19, 19 t	09.91 - 10.96							
G 280.13,G 270.13	09.91 - 10.96							
G 280.15,G 270.15	09.91 - 10.96							
G 280.16,G 270.16	09.91 - 10.96							
G 280.16	09.91 - 03.93							
G 280.18,G 270.18,G 270.17	09.91 - 10.96							
G 280.19	09.91 - 03.93							
G 280.19,G 270.19	09.91 - 10.96							
G 300.18, light carriage/chassis	09.92 - 10.96							
G 300.18, Tipper	09.92 - 10.96							
G 300.19, 18,5 t	09.91 - 03.93							
G 300.19, 19 t	09.91 - 10.96							
G 330.19	09.91 - 03.93							
G 340ti.17,G 330.19	09.91 - 10.96							
G 340ti.18,G 330.18	09.91 - 10.96							
G 340ti.19,G 330.19	09.91 - 10.96							
G 300.15/T	09.91 - 10.96			$\frac{1}{T}$	27.38.209			5000 731 913
G 300.19/T, 16 t	09.91 - 10.96							
G 300.19/T, 19 t	09.91 - 10.96							
G 340ti.17/T,G 330.17/T	09.91 - 10.96							
G 340ti.19/T,G 330.19/T	09.91 - 10.96							
Midliner S		<i>09.83 - 01.00</i>						
S 170 11/ 13/ 14				$\frac{1}{O}$				5000 546 892
P								
PS 30, PS 30 T				$\frac{1}{T}$	27.38.110			23512058 5000 867 685
PX 28 VT, PX 28 VTS								
PX 28, PX 28 T								
PX 30 VT, PX 30 VTS								
PX 30, PX 30 T								
PX 40 , PX 40 T								
PX 40 VT -, PX 40 VTS 6x4								

	RENAULT TRUCKS						information	original number
	year of construction	model			Gerep number			


R		10.80 - 10.91									
R 310.19	10.80 - 03.89		$\frac{1}{T}$	27.38.110			23512058				
R 330.17	05.88 - 05.91			5000 867 685							
R 330.17/T	05.88 - 05.91						$\frac{O}{O}$	27.31.390		5000 790 689	
R 330.19	05.88 - 05.91										
R 340.17	03.86 - 01.90										
R 340.17/T	03.86 - 01.90										
R 340.19	03.86 - 01.90										
R 340.24, 6x2	03.86 - 01.90										
R 340.24, 6x4	03.86 - 01.90										
R 340ti.17	01.90 - 05.91										
R 340ti.18, 18 t,	01.90 - 05.91										
light carriage/chassis											
R 340ti.18, 18,5 t	01.90 - 05.91										
R 340ti.18/T	01.90 - 05.91										
R 340ti.18, 18 t, Tipper	01.90 - 05.91										
R 340ti.19	01.90 - 05.91										
R 340ti.19/T	01.90 - 05.91										
R 340ti.24	01.90 - 05.91										
R 340ti.26	01.90 - 05.91										
R 365.17	10.87 - 05.90										
R 365.17/T	10.87 - 05.90										
R 365.19	10.87 - 05.90										
R 365.24, 6x2	10.87 - 05.90										
R 365.24, 6x4	10.87 - 05.90										
R 365 26 6x2/ 6x4											
R 370 19/ 26/ 35											
R 420.17	10.88 - 10.91										
R 420.17/T	10.88 - 10.91										
R 420.19	10.88 - 10.91										
R 420.19/T	10.88 - 10.91										
R 420.24	10.88 - 10.91										
R 420.24/T	10.88 - 10.91										
R 310.19/T	10.80 - 03.89						$\frac{1}{T}$	27.38.146			5010 130 500
R 330.19/T	05.88 - 05.91							5010 130 888			
R 340.19/T	03.86 - 01.90							5010 138 561			
R 365.19/T	10.87 - 05.90										$\frac{O}{O}$
				$\frac{1}{O}$			27.37.064			5000 786 840	


TB	
TB 130	 $\frac{1}{O}$ 5000 546 892
TBH 260	- 12.80
TBH 280 6x4	- 12.80
	 $\frac{1}{T}$ pin: 14 mm diameter, OE-pin: 12 mm diameter 23512095

TL	
TLR 280 1	- 12.80
TLR 280 C	- 12.80
	 $\frac{1}{T}$ pin: 14 mm diameter, OE-pin: 12 mm diameter 23512095

TR	
TR 251	 $\frac{1}{T}$ 27.38.110 23512058
TR 280	5000 867 685
TRH 305	
TR 350, TRH 350 6x4	
TR 305	 $\frac{1}{T}$ 27.38.110  23512058
	27.38.146  5000 867 685
	5010 130 500
	5010 130 888
	5010 138 561

SCANIA

75	
L 75	 $\frac{1}{O}$ 27.37.022 216977

76	
L 76	 $\frac{1}{O}$ 27.37.022 216977
LS 76	



SCANIA

year of construction	model			Gerep number		information	original number
----------------------	-------	--	--	--------------	--	-------------	-----------------

80

L 80 LB 80				27.37.022			216977
---------------	--	--	--	-----------	--	--	--------

82

G 82 M 4x2				27.32.064			1012044 307111
G 82 ML 4x2				27.37.110			1110588 395063

85

L 85 LB 85 LBS 85 LS 85				27.37.022			216977
----------------------------------	--	--	--	-----------	--	--	--------

86

L 86				27.37.022			216977
------	--	--	--	-----------	--	--	--------

88

L 88				27.37.022			216977
------	--	--	--	-----------	--	--	--------

92

G 92 M 4x2				27.32.064			1012044 307111
G 92 MD 4x2							
P 92 HK 4x2							
G 92 MDL 4x2				27.37.110			1110588 395063
G 92 ML 4x2							
P 92 ML 4x2,6x2							
R 92 ML 4x2,6x2							
P 92 H 4x2,6x2				27.37.110			1110588 395063
P 92 M 4x2,6x2				27.32.064			1012044 307111
R 92 H 6x2							
R 92 M 4x2,6x2							
T 92 H 4x2,6x2				27.33.093			1110589 395064
P 92 MA 4x2				27.37.110			1110588 395063
R 92 MA 4x2				27.33.093			1110589 395064



SCANIA

year of construction	model			Gerep number		information	original number
93, 113, 143		<i>01.88 - 12.96</i>					
93 H/220	4x2		$\frac{1}{\circ}$			->Chass. 1 159 364 ->Chass. 4 290 503	1353105
						Chass. 1 159 365 - Chass. 1 215 499 Chass. 4 290 504 - Chass. 9 009 697	1303235 1323476
						Chass. 1 187 943-> Chass. 4 321 492-> Chass. 9 000 125->	1377056 1478502
					$\frac{1}{\text{T}}$	->Chass. 1 220 424 ->Chass. 9 015 251	1375832
				27.33.093	$\frac{1}{\text{T}}$		1110589 395064
	6x2		$\frac{1}{\circ}$			->Chass. 1 159 364 ->Chass. 4 290 503	1353105
						Chass. 1 159 365 - Chass. 1 215 499 Chass. 4 290 504 - Chass. 9 009 697	1303235 1323476
						Chass. 1 215 500-> Chass. 4 351 009-> Chass. 9 009 698-> description of rear axle: ADA	1377056 1478502
						Chass. 1 215 500-> Chass. 4 351 009-> Chass. 9 009 698-> description of rear axle: ASA	1353105
		$\frac{1}{\text{T}}$	27.33.093	$\frac{1}{\text{T}}$		1110589 395064	
	6x2/4		$\frac{1}{\circ}$			->Chass. 1 137 777 ->Chass. 4 272 463	1353105
				27.32.038		Chass. 1 137 778-> Chass. 4 272 464->	1110531 1309129
						Chass. 1 159 365-> Chass. 4 290 504->	1377056 1478502
					$\frac{\circ}{\circ}$		1331755
				27.33.093	$\frac{1}{\text{T}}$	$\frac{1}{\text{T}}$	1110589 395064
	8x4		$\frac{1}{\circ}$	27.32.064	$\frac{1}{\circ}$	->Chass. 1 188 655 ->Chass. 4 320 990 ->Chass. 9 000 094	1012044 307111
				27.37.072	$\frac{1}{\circ}$	Chass. 1 188 656 - Chass. 1 196 388 Chass. 4 320 991 - Chass. 4 330 433 Chass. 9 000 095 - Chass. 9 001 547	1421062
					$\frac{1}{\circ}$	Chass. 1 196 389-> Chass. 4 330 444-> Chass. 9 001 548->	1315959
	EK6x4, HK6x4		$\frac{1}{\circ}$	27.32.064	$\frac{1}{\circ}$	->Chass. 1 188 655 ->Chass. 4 320 990 ->Chass. 9 000 094	1012044 307111
				27.37.072	$\frac{1}{\circ}$	Chass. 1 188 656 - Chass. 1 196 388 Chass. 4 320 991 - Chass. 4 330 433 Chass. 9 000 095 - Chass. 9 001 547	1421062
				$\frac{1}{\circ}$	Chass. 1 196 389-> Chass. 4 330 444-> Chass. 9 001 548->	1315959	
				$\frac{1}{\circ}$		1327813	



SCANIA

year of construction

model



Gerep number



information

original number

93, 113, 143

01.88 - 12.96

93 H/220	12.91 - 12.96							
		HK4x4, HK6x6		$\frac{1}{0}$			Chass. 1 188 656-> Chass. 4 320 991-> Chass. 9 000 095->	1353105
		HL		$\frac{1}{0}$	27.32.064		->Chass. 1 188 655 ->Chass. 4 320 990 ->Chass. 9 000 094	1012044 307111
					27.37.072		Chass. 1 188 656-> Chass. 4 320 991-> Chass. 9 000 095->	1421062
				$\frac{1}{0}$			description of rear axle: ADA	1327813
							description of rear axle: ASA	1353105
								1327813
								1342787
		MA		$\frac{1}{0}$	27.37.110		->Chass. 1 182 679 ->Chass. 4 316 230	1110588 395063
					27.32.089		Chass. 1 182 680-> Chass. 4 316 231->	1327211
					27.32.081		Chass. 1 185 715-> Chass. 4 318 980-> Chass. 9 000 001->	1111056
		MK8x4		$\frac{1}{0}$	27.32.064		->Chass. 1 188 655 ->Chass. 4 320 990 ->Chass. 9 000 094	1012044 307111
					27.37.072		Chass. 1 188 656-> Chass. 4 320 991-> Chass. 9 000 095->	1421062
				$\frac{1}{0}$			->Chass. 1 196 488 ->Chass. 4 330 222	1327813
						$\frac{1}{0}$		Chass. 1 196 483-> Chass. 4 330 223->
		ML		$\frac{1}{0}$			Chass. 1 179 267-> Chass. 4 312 246->	1327145
					27.37.110		->Chass. 1 182 679 ->Chass. 4 316 230	1110588 395063
					27.32.064		->Chass. 1 188 655 ->Chass. 4 320 990 ->Chass. 9 000 094	1012044 307111
							Chass. 1 182 680-> Chass. 4 316 231->	1315959
					27.37.072		Chass. 1 188 656-> Chass. 4 320 991-> Chass. 9 000 095->	1421062
		ML6x4		$\frac{1}{0}$			description of rear axle: ADA	1327813
							description of rear axle: ASA	1353105
								1342787
		MV, MW		$\frac{1}{0}$			->Chass. 1 179 585 ->Chass. 4 312 231	1314479 1381807
							Chass. 1 179 586-> Chass. 4 312 232->	1327813



SCANIA

year of construction	model			Gerep number		information	original number
94, 114, 124, 144, 164		10.95 -					
94 C/260	12.96 -	4x2				AMA semi trailer chassis level: extra low (E) chassis category: L	1390898 1478501
				27.32.113		AMA860 chassis level: normal (N) chassis category: L	1371448 1478500
				27.37.072		AM620,900,920 light carriage/chassis chassis level: normal (N) chassis level: high (H)	1421062
						AM620,920 light carriage/chassis chassis level: normal (N) chassis level: high (H)	1420474
				27.37.096		AM620,900,920 semi trailer chassis level: normal (N) chassis level: high (H)	1370267
						ADA1300 chassis level: extra low (E)	1380427 1478509 1519633
						ADA1100, AD1300 chassis level: low (L)	1365211 1380424 1478506 1519630
				27.31.410		ADA1300 chassis level: normal (N)	1370093 1380425 1397523 1478507 1519631
						AD1300,1500P	1479901
		4x4			27.37.072	AMD900 semi trailer light carriage/chassis chassis category: C	1421062
						AMD900 light carriage/chassis chassis category: C	1420474
				27.37.096		AMD900 semi trailer chassis category: C	1370267
		6x2			27.32.113	AMA860 chassis level: normal (N) chassis category: L	1371448 1478500
						ADA1100, ADA1300 chassis level: low (L)	1365211 1380424 1478506 1519630
				27.31.410		ADA1500P light carriage/chassis chassis level: normal (N) chassis category: G	1370093 1380425 1397523 1478507 1519631
				27.31.410		ADA1300	1370093 1380425 1397523 1478507 1519631
				27.31.410		ASA700,1000 light carriage/chassis chassis level: normal (N) chassis category: G	1370093 1380425 1397523 1478507 1519631



SCANIA

year of construction

model



Gerep number



information

original number

94, 114, 124, 144, 164

10.95 -

94 C/260

12.96 -

year of construction	model			Gerep number		information	original number	
12.96 -	6x2					ASA70,80ELC1 light carriage/chassis chassis level: normal (N) chassis category: L	1353105	
				27.43.281		AD1300,1500P	1388416	
	6x2*4				27.32.113		AMA	1371448 1478500
							ADA1300 chassis level: low (L)	1365211 1380424 1478506 1519630
					27.31.410		ADA1300	1370093 1380425 1397523 1478507 1519631
							ASA700,1000,ARA900 chassis level: low (L)	1365211 1380424 1478506 1519630
					27.31.410		ASA700,1000,ARA900	1370093 1380425 1397523 1478507 1519631
							ADA1300 chassis level: normal (N)	1380427 1478509 1519633
	6x2/4				27.31.410		ADA1300 chassis level: low (L)	1370093 1380425 1397523 1478507 1519631
							ARA820 chassis level: normal (N)	1401877 1454753 1478511
					27.37.102		ARA820 chassis level: normal (N)	1401877 1454753 1478511
	6x4				27.37.072		AM620,900,920 light carriage/chassis chassis level: normal (N) chassis level: high (H)	1421062
							AM620,920 light carriage/chassis chassis level: normal (N) chassis level: high (H)	1420474
					27.37.096		AM620,900,920 semi trailer chassis level: normal (N) chassis level: high (H)	1370267
							ADA1300 chassis level: extra low (E)	1380427 1478509 1519633
						ADA1100, AD1300 chassis level: low (L)	1365211 1380424 1478506 1519630	
27.31.410						ADA1300 chassis level: normal (N)	1370093 1380425 1397523 1478507 1519631	



SCANIA

year of construction	model			Gerep number		information	original number
94, 114, 124, 144, 164	10.95 -						
94 C/260	12.96 -	6x4		$\frac{1}{0}$		ADA1300 X2	1365211 1380424 1478506 1519630
				27.31.410		ADA1300 X2	1370093 1380425 1397523 1478507 1519631
		6x6		$\frac{1}{0}$	27.37.072	AMD900 light carriage/chassis chassis category: C	1421062
						AMD900 light carriage/chassis chassis category: C	1420474
		8x2		$\frac{1}{0}$	27.32.113	AMA	1371448 1478500
						AMA	1390898 1478501
							1420474
				$\frac{1}{1}$	27.43.281	AD1300,1500P	1388416
		8x2*6		$\frac{1}{0}$	27.32.113	AMA	1371448 1478500
						AMA	1390898 1478501
		8x2/4		$\frac{1}{0}$	27.37.102	ARA820 chassis level: normal (N)	1401877 1454753 1478511
		8x4		$\frac{1}{0}$	27.32.113	AMA	1371448 1478500
						AMA	1390898 1478501
				27.37.072			1421062
							1420474
				$\frac{1}{0}$		ADA1300 X2	1365211 1380424 1478506 1519630
				27.31.410		ADA1300 X2	1370093 1380425 1397523 1478507 1519631
		8x4*4		$\frac{1}{0}$	27.32.113	AMA	1371448 1478500
				$\frac{1}{0}$		ADA1300 X2	1365211 1380424 1478506 1519630
				27.31.410		ADA1300 X2	1370093 1380425 1397523 1478507 1519631
				$\frac{1}{0}$	27.37.072	chassis category: L chassis category: D	1421062
						light carriage/chassis chassis category: C chassis category: G	1420474
				27.37.072			1388417
				27.37.072		semi trailer	1421062
				27.37.096		semi trailer AM620,740,900,920	1370267



SCANIA

year of construction	model			Gerep number		information	original number
----------------------	-------	--	--	--------------	--	-------------	-----------------

94, 114, 124, 144, 164 10.95 -

94 C/260	12.96 -		$\frac{1}{\circ}$	27.31.410		ADA1500P	1365211 1380424 1478506 1519630
						ADA1500P	1370093 1380425 1397523 1478507 1519631
						AD1300, AD1100P	1327813
						AD1300, AD1100P	1342787
						AD1100P	1327813
						AD1100P	1353105
						AD1300	1375832

110

L 110 LB 110 LBS 110 LBT 110 LS 110 LT 110			$\frac{1}{\circ}$	27.37.022			216977
---	--	--	-------------------	-----------	--	--	--------

111

L 111 LB 111 LBS 111 LBT 111			$\frac{1}{\circ}$	27.37.022			216977
---------------------------------------	--	--	-------------------	-----------	--	--	--------

112





P 112 H 4x2,6x2 P 112 M 4x2,6x2 R 112 H 4x2,6x2 R 112 M 4x2,6x2			$\frac{1}{\circ}$	27.37.110			1110588 395063
				27.32.064			1012044 307111
			$\frac{1}{\text{T}}$	27.33.093			1110589 395064
P 112 H 8x2 P 112 HK 4x4,6x6 T 112 H 4x2,6x2,6x4			$\frac{1}{\circ}$	27.32.064			1012044 307111
P 112 ML 4x2,6x2 R 112 HL 6x4 R 112 ML 4x2,6x2 T 112 HL 6x4			$\frac{1}{\circ}$	27.37.110			1110588 395063
R 112 MA 4x2 T 112 H 4x2,6x2			$\frac{1}{\circ}$	27.37.110			1110588 395063
				27.33.093			1110589 395064

140




















L 140 LB 140 LBS 140 LBT 140			$\frac{1}{\circ}$	27.37.022			216977
---------------------------------------	--	--	-------------------	-----------	--	--	--------

141

LB 141 LBS 141 6x2			$\frac{1}{\circ}$	27.37.022			216977
-----------------------	--	--	-------------------	-----------	--	--	--------

	SCANIA						
	year of construction	model			Gerep number		information

142

R 142 E 6x4 T 142 E 6x4				$\frac{1}{0}$	27.37.110			1110588 395063
					27.32.064			1012044 307111
R 142 H 4x2,6x2 R 142 MA 4x2 T 142 H 4x2,6x2				$\frac{1}{0}$	27.37.110			1110588 395063
				$\frac{1}{1}$	27.33.093			1110589 395064
R 142 H 4x2,6x2,6x6 R 142 H 8x2 T 142 H 4x2,6x2,6x4				$\frac{1}{0}$	27.32.064			1012044 307111
R 142 HL 4x2,6x2 T 142 HL 6x4				$\frac{1}{0}$	27.37.110			1110588 395063
R 142 M 4x2,6x2				$\frac{1}{0}$	27.37.110			1110588 395063
					27.32.064			1012044 307111
				$\frac{1}{1}$	27.33.093			1110589 395064
R 142 ML 6x2,6x4 T 142 ML 6x2,6x4				$\frac{1}{0}$	27.37.110			1110588 395063
				$\frac{1}{0}$	27.32.038			1110531 1309129



SCANIA

year of construction

model



Gerep number















































information

original number

R 03.04 -





R 340	03.04 -	4x2		$\frac{1}{\circ}$			semi trailer chassis level: extra low (E) chassis level: low (L)	1390898 1478501			
R 380	03.04 -				27.32.113		light carriage/chassis chassis level: low (L) chassis level: normal (N)	1371448 1478500			
R 420	03.04 -	4x2		$\frac{\circ}{\circ}$			chassis level: low (L)	1365211 1380424 1478506 1519630			
R 470	03.04 -				27.31.410		chassis level: normal (N)	1370093 1380425 1397523 1478507 1519631			
R 500	03.04 -				6x2		$\frac{1}{\circ}$	27.32.113		light carriage/chassis chassis level: normal (N) chassis level: low (L)	1371448 1478500
R 580	03.04 -									chassis level: low (L)	1365211 1380424 1478506 1519630
		6x2		$\frac{\circ}{\circ}$	27.31.410		chassis level: normal (N)	1370093 1380425 1397523 1478507 1519631			
					6x2*4		$\frac{1}{\circ}$	27.32.113		light carriage/chassis chassis level: normal (N)	1371448 1478500
				chassis level: low (L)				1365211 1380424 1478506 1519630			
		27.31.410		chassis level: normal (N)				1370093 1380425 1397523 1478507 1519631			
				ASA, ARA chassis level: low (L)				1365211 1380424 1478506 1519630			
		6x2*4		$\frac{\circ}{\circ}$	27.31.410		ASA, ARA chassis level: normal (N)	1370093 1380425 1397523 1478507 1519631			
					6x2/4		$\frac{1}{\circ}$			semi trailer chassis level: low (L)	1390898 1478501
				27.32.113					light carriage/chassis chassis level: normal (N)	1371448 1478500	
				$\frac{\circ}{\circ}$			chassis level: normal (N)	1380427 1478509 1519633			
				$\frac{1}{\circ}$	27.37.102			1401877 1454753 1478511			
H				$\frac{1}{\circ}$				1420474			
M				$\frac{1}{\circ}$	27.37.072			1421062			
				$\frac{1}{\circ}$	27.37.096		semi trailer	1370267			

	STEYR								
	year of construction	model			Gerep number		information	original number	
6...									
6 S 10 4x2 F 6 S 16 4x2 F	05.93 - 05.93 -			$\frac{1}{T}$	27.23.071			81.43701.6781 81.43701.6789	
					27.23.082			81.43701.6781	
				$\frac{0}{0}$	27.36.076			81.43701.6782	
8...									
8 S 10 4x2 F 8 S 15 4x2 F 8 S 16 4x2 F	05.93 - 05.93 - 05.93 -			$\frac{1}{T}$	27.23.071			81.43701.6781 81.43701.6789	
					27.23.082			81.43701.6781	
				$\frac{0}{0}$	27.36.076			81.43701.6782	
8 S 10 4x2 FL 8 S 15 4x2 FL		L33		$\frac{1}{0}$	27.22.071			81.43701.6783	
					$\frac{1}{T}$	27.23.071			81.43701.6781 81.43701.6789
					27.23.082			81.43701.6781	
				$\frac{0}{0}$	27.36.369		->04.1994	81.43701.6784	
							05.1994->	81.43701.6798	
9...									
9 S 14 L 33 4x2 9 S 14/18 F 38 4x2 9 S 14/18 N 42 4x2 9 S 14/18 O 33 4x2				$\frac{1}{T}$	27.23.030			692.00.68.0002	
			9 S 15 4x2 F 9 S 16 4x2 F	05.93 - 05.93 -			$\frac{1}{T}$	27.23.071	
27.23.082								81.43701.6781	
	$\frac{0}{0}$	27.36.076						81.43701.6782	
9 S 15 4x2 FL		L33		$\frac{1}{0}$	27.22.071			81.43701.6783	
					$\frac{1}{T}$	27.23.071			81.43701.6781 81.43701.6789
					27.23.082			81.43701.6781	
				$\frac{0}{0}$	27.36.369		->04.1994	81.43701.6784	
							05.1994->	81.43701.6798	
10...									
10 S 10 4x2 FL 10 S 15 4x2 FL 10 S 16 4x2 FL		L35		$\frac{1}{0}$	27.22.071			81.43701.6783	
					$\frac{1}{T}$	27.23.071			81.43701.6781 81.43701.6789
					27.23.082			81.43701.6781	
				$\frac{0}{0}$	27.36.369		->04.1994	81.43701.6784	
							05.1994->	81.43701.6798	
10 S 14/18 F 38 4x2 10 S 14/18 K 29 4x2 10 S 14/18 N 42 4x2 10 S 14/18 O 33 4x2				$\frac{1}{T}$	27.23.030			692.00.68.0002	
			10 S 15 4x2 F 10 S 16 4x2 F	02.93 - 02.93 -	L24		$\frac{1}{T}$	27.23.071	
27.23.082								81.43701.6781	
	$\frac{0}{0}$	27.36.076						81.43701.6782	
10 S 22 4x2 FL		L36		$\frac{1}{0}$	27.22.071			81.43701.6783	
					$\frac{1}{T}$	27.23.071			81.43701.6781 81.43701.6789
					27.23.082			81.43701.6781	
				$\frac{0}{0}$	27.36.369		->04.1994	81.43701.6784	
							05.1994->	81.43701.6798	















































STEYR


	year of construction	model			Gerep number		information	original number
11...								
11 S 15 4x2 LL 11 S 16 4x2 LL	03.96 - 03.96 -	L72		$\frac{1}{T}$	27.23.071			81.43701.6781 81.43701.6789
				$\frac{0}{O}$	27.41.392			81.43701-6866 81.43701.6860
12...								
12 S 14/18 F 41 4x2 12 S 14/18 N 45 4x2 12 S 14/18 N 51 4x2 12 S 14/18 O 35 4x2 12 S 21 F 41 4x2 12 S 21 N 45 4x2 12 S 21 N 51 4x2 12 S 21 O 35 4x2				$\frac{1}{T}$	27.23.029			692.00.68.0001
12 S 14/18 K 33 4x2 12 S 21 K 33 4x2				$\frac{1}{T}$	27.23.030			692.00.68.0002
12 S 15 4x2 LL 12 S 16 4x2 LL	03.96 - 03.96 -	L72		$\frac{1}{T}$	27.23.071			81.43701.6781 81.43701.6789
				$\frac{0}{O}$	27.41.392			81.43701-6866 81.43701.6860
14...								
14 S 14/18/21 F 46 4x2 14 S 14/18/21 N 52 4x2 14 S 14/18/21 O 42 4x2				$\frac{1}{O}$	27.37.042			792.00.68.0035 792.00.68.0050 892.00.68.0002
14 S 14/18/21 K 34 4x2				$\frac{1}{O}$	27.37.042			792.00.68.0035 792.00.68.0050 892.00.68.0002
15...								
15 S 15 4x2 L 15 S 15 4x2 LL 15 S 16 4x2 L 15 S 16 4x2 LL	06.95 - 06.95 - 06.95 - 06.95 -			$\frac{1}{O}$	27.37.007			81.43701.6793
16...								
16 S 18/21 F 49 4x2 16 S 18/21 K 36 4x2 16 S 18/21 N 56 4x2 16 S 18/21 N 63 4x2 16 S 18/21 O 44 4x2				$\frac{1}{O}$	27.37.042			792.00.68.0035 792.00.68.0050 892.00.68.0002
18...								
18 S 22 4x2 LLL 18 S 26 4x2 LLL	08.95 - 08.95 -			$\frac{1}{T}$	27.48.020			81.43701.6597 81.43701.6612
				$\frac{0}{O}$	27.41.316			81.43701.6710 81.43701.6827
19...								
19 S 29 19 S 34	01.94 - 01.00 01.94 - 01.00	T03		$\frac{1}{T}$			damper-system: variable	81.43701.6815
					27.48.020			81.43701.6597 81.43701.6612
					27.43.182			81.43701.6633
				$\frac{0}{O}$	27.41.155		->03.1995	81.43701.6564 81.43701.6584 81.43701.6620
					27.41.316		04.1995->	81.43701.6710 81.43701.6827
					27.99.146		damper-system: variable	81.43701.6816
					27.41.246			81.43701.6634

	STEYR						
	year of construction	model			Gerep number		information




19...

19 S 29 4x2 F / FR 19 S 34 4x2 F / FR		T01		$\frac{1}{\circ}$	27.37.007		->09.1997 Axle load in tons [t]: 7,1	81.43701.6793				
							09.1997-> Axle load in tons [t]: 7,1	81.43701-6804				
					27.37.007		Axle load in tons [t]: 8 Axle load in tons [t]: 9	81.43701.6793				
							Axle load in tons [t]: 8	81.43701.6794				
					27.32.104		Axle load in tons [t]: 9,5	82.43701.6017				
							$\frac{1}{\text{T}}$	27.48.088				81.43701.6795
			27.43.268				81.43701-6837					
19 S 34 4x2 FLL,FLLR	01.96 -			$\frac{1}{\text{T}}$	27.48.020			81.43701.6597 81.43701.6612				
								81.43701.6633				
							$\frac{\circ}{\circ}$	27.41.316				81.43701.6710 81.43701.6827
								27.41.246			81.43701.6634	
							$\frac{1}{\text{T}}$	27.43.268				81.43701-6837
19 S 40 4x2 F / FR		T01		$\frac{1}{\text{T}}$	27.43.268			81.43701-6837				
		T31		$\frac{1}{\circ}$	27.37.007		->09.1997 Axle load in tons [t]: 7,1	81.43701.6793				
							09.1997-> Axle load in tons [t]: 7,1	81.43701-6804				
					27.37.007		Axle load in tons [t]: 8 Axle load in tons [t]: 9	81.43701.6793				
							Axle load in tons [t]: 8	81.43701.6794				
					27.32.104		Axle load in tons [t]: 9,5	82.43701.6017				
		$\frac{1}{\text{T}}$	27.48.088				81.43701.6795					
19 S 40 4x2 FL/FLR 19 S 46 4x2 FL/FLR	04.94 - 04.94 -			$\frac{1}{\circ}$	27.37.007			81.43701.6793				
							$\frac{\circ}{\circ}$	27.41.155			->03.1995	81.43701.6564 81.43701.6584 81.43701.6620
							$\frac{\circ}{\circ}$	27.41.316			04.1995->	81.43701.6710 81.43701.6827
								27.41.246			81.43701.6634	
							$\frac{1}{\circ}$				08.1994->	81.43701.6794
19 S 40 4x4 FA 19 S 46 4x4 FA		T34		$\frac{1}{\circ}$				81.43701.6794				
								27.32.104		08.1994->	82.43701.6017	
							$\frac{1}{\text{T}}$	27.48.088			08.1994->	81.43701.6795

26...

26 S 40		T38		$\frac{1}{\text{T}}$	27.48.020			81.43701.6597 81.43701.6612
---------	--	-----	---	----------------------	-----------	--	--	--------------------------------

33...

33 S 40 33 S 46				$\frac{1}{\circ}$				81.43701.6794
								27.32.104



STEYR



































































year of construction	model			Gerep number		information	original number
----------------------	-------	--	--	--------------	--	-------------	-----------------

35...

35 S 36 35 S 41	06.98 - 06.98 -	T46		I O		 ●○	Axle load in tons [t]: 6,5 Axle load in tons [t]: 7,5	81.43701.6794	
						 ●○	Axle load in tons [t]: 7,1 Axle load in tons [t]: 8 Axle load in tons [t]: 9	81.43701.6888	
					27.37.007	 ○○	Axle load in tons [t]: 7,1 Axle load in tons [t]: 8 Axle load in tons [t]: 9	81.43701.6793	
						 ○○	Axle load in tons [t]: 6,5 Axle load in tons [t]: 7,5	81.43701.6888	
					 ┌ ●○○●		81.43701.6794		
					O O		 ●○○●		81.43701.6934
						 ┌ ●○○●		81.43701.6868	

41...

41 S 36 41 S 41	06.98 - 06.98 -	T46		I O		 ●○	Axle load in tons [t]: 6,5 Axle load in tons [t]: 7,5	81.43701.6794	
						 ●○	Axle load in tons [t]: 7,1 Axle load in tons [t]: 8 Axle load in tons [t]: 9	81.43701.6888	
					27.37.007	 ○○	Axle load in tons [t]: 7,1 Axle load in tons [t]: 8 Axle load in tons [t]: 9	81.43701.6793	
						 ○○	Axle load in tons [t]: 6,5 Axle load in tons [t]: 7,5	81.43701.6888	
					 ┌ ●○○●		81.43701.6794		
					O O		 ┌ ●○○●		81.43701.6934
						 ┌ ●○○●		81.43701.6868	

	STEYR							information	original number
	year of construction	model			Gerep number				
41...									
41 S 40 41 S 46	08.95 - 08.95 -	T46			27.37.007	 	->01.1998 Axle load in tons [t]: 7,1 Axle load in tons [t]: 8 Axle load in tons [t]: 9	81.43701.6794	
							 	02.1998-> Axle load in tons [t]: 7,1 Axle load in tons [t]: 8 Axle load in tons [t]: 9	81.43701.6888
							 	Axle load in tons [t]: 6,5 Axle load in tons [t]: 7,5	81.43701.6794
							 	Axle load in tons [t]: 7,1 Axle load in tons [t]: 8 Axle load in tons [t]: 9	81.43701.6793
							 	Axle load in tons [t]: 6,5 Axle load in tons [t]: 7,5	81.43701.6888
							   		81.43701.6794
			   			   		81.43701.6934	
							   		81.43701.6868
60 - 991									
680 N	01.58 -				27.36.261			680.68.0001 680.68.01	
991 4x2					27.31.038			991.00.68.0001	
716 717								7161541032 8001545052	
								7161541032 8001545052	
1090 - 2891									
1291 4x2					27.31.038		light carriage	991.00.68.0001	
					27.41.013		semi trailer	991.00.68.0002	
							27.46.033		semi trailer
1291 /042 4x4 1491 /040 6x6	01.82 - 01.82 -				27.46.017			991.12.68.0015	
1491 6x4					27.41.074			991.00.68.0004 991.14.68.0004	
Haflinger									
Haflinger					27.11.003			7001.540232	
							27.11.003		
Pinzgauer									
Pinzgauer								710.154.313.2	
									
TG-A									
18 S 31 18 S 36 18 S 41 18 S 46	09.02 - 09.02 - 09.02 - 09.02 -	H01				 	->03.2004 Axle load in tons [t]: 7,5	81.43701.6964	
							 	->03.2004 Axle load in tons [t]: 8 Axle load in tons [t]: 9 Axle load in tons [t]: 9,5	81.43701.6897 81.43701.6948
									



STEYR

year of construction

model



Gerep number



information

original number

TG-A

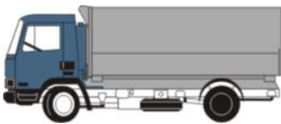

















































































26 S 31 26 S 36	09.00 - 09.00 -	H17		 o				81.43701.6964
								81.43701.6897 81.43701.6948
					27.37.101			81.43701.6949 81.43701.6991
					27.37.067			81.43701.6902
				o o				81.43701.6905
					27.41.448			81.43701.6904
					27.41.467			81.43701.6908
								81.43701.6911
	H86			 o				81.43701.6964
								81.43701.6897 81.43701.6948
					27.37.101			81.43701.6949 81.43701.6991
					27.37.067			81.43701.6902
				o o				81.43701.6905
					27.41.448			81.43701.6904
					27.41.467			81.43701.6908
					27.41.448			81.43701.6904
			81.43701.6911					
27.41.467			81.43701.6908					
			81.43701.6912					

TOYOTA

HIACE

10.67 - 11.82

1600 (RH 11)	11.82 - 07.85			 -		Pick-up	48511-29135
				o o		Pick-up	
2000 (LH 50,60)	12.82 - 01.84			 o			48511-29185
				o o			
2000 (RH 25,32,42)	02.77 - 11.82			o o			
2000 (YH 61)	02.84 - 08.89			 o			48511-29185
				o o			
2000 Kombi (RH 22)	02.77 - 11.82			 -			48500-29275
				o o			
2200 4WD Van (YH 56)	08.86 - 08.89			 o			48511-26120
2200 4WD Van long (YH 66)	08.86 - 08.89						
2400 D 4WD Van long (LH 66)	08.86 - 08.89						
2400 (RZH 115)	08.89 - 05.92			 o			
				o o			48531-26220
2400 4WD (RCH 18,28)	08.96 - 04.98			 o			48511-26120
				 o			
				 o			48531-80459
2400 D (LXH 12,22)	08.96 -			 o			
2400 TD (LCH 12,22)	08.96 -			o -			48531-80298
2400 D 4WD (LH 108,118)	08.89 - 05.92			 o			48511-26120
				 o			
				o o			

	TOYOTA							
	year of construction	model			Gerep number		information	original number
HIACE 10.67 - 11.82								
2400 D 4WD (LXH 18,28)	08.96 -							48511-26120
2400 TD 4WD (LCH 18,28)	08.96 -							48531-80459
2700 4WD (RCH 19,29)	04.98 -							
HiAce (LH 20, 30, 40)	02.77 - 11.82							48500-29275
HiAce (LH10, RH10)	10.67 - 01.77							
HiAce (RH 20, 30, 40)	02.77 - 11.82							
HIACE III Coffer (_H10_) 08.89 - 08.95								
2.0	02.90 - 08.95	RZH102,112						
								48531-26220
2.4	08.89 - 08.95	RZH103,113						
								48531-26220
2.4 4WD	08.89 - 08.95	RZH109,119						48511-26120
								
2.4 Diesel	02.90 - 08.95	LH102,112						
								48531-26220
HIACE III Wagon (_H10_) 08.89 - 08.95								
2.0 (RZH102)	08.89 - 08.95							
2.4 (RZH103)	08.89 - 08.95							48531-26220
2.4 D (LH102)	08.89 - 08.95							
2.4 4WD	08.89 - 08.95	RZH109,119						48511-26120
								
2.4 D	10.93 - 08.95	LH102,112						
								48531-26220
HIACE II Coffer (H5_) 03.83 - 11.89								
2.2 D	03.83 - 11.89	YH50/60					->08.1986	48511-29185
							->01.1984	
							02.1984 - 08.1986	
2.2 D	03.83 - 11.89	LH11					->07.1985	48511-29135
							Pick-up	
							->07.1985	
							Pick-up	
		LH71					02.1984 - 08.1989	48511-29185
							02.1984 - 08.1989	
		YH71,LH70					->01.1984	48511-29185
							->01.1984	
2.4 D	05.84 - 11.89	LH51,61					->08.1989	48511-29185
							->08.1989	
HIACE II Wagon (H5_) 03.83 - 11.89								
1.8 (H5G)	03.83 - 11.89	YH50/60					->08.1986	48511-29185
							->01.1984	
							02.1984 - 08.1986	
2.0 (H5G)	01.85 - 08.89	YH51					->08.1986	48511-29185
							->08.1986	
2.4 D 4WD (H5F)	01.87 - 01.88	LH56						48511-26120
								48531-26220
2.4 D (H5G)	08.84 - 08.89	LH51,61						48511-29185
								
HIACE IV Coffer (_H1_, _H2_) 08.95 -								
2.4 (RCH12_, RCH22_)	08.95 - 04.98							
2.7 (RCH13_, RCH23_)	04.98 -							
2.4 D (LXH12_, LXH22_)	08.95 -							48531-80298
2.4 TD (LXH12_, LXH22_)	08.95 -							



TOYOTA

year of construction

model



Gerep number



information

original number

HIACE IV Coffe (_H1_ ,_H2_) 08.95 -

2.4 4WD (RCH18_ ,RCH28_)	08.95 - 04.98						48511-26120
2.4 4WD (RCH19_ ,RCH29_)	04.98 -						48531-80459
2.4 TD 4WD (LXH18_ ,LXH28_)	08.95 -						
2.5 D-4D, 65 kW	11.01 -					Allrad	48511-26120
2.5 D-4D, 75 kW	11.01 -					rear-wheeldrive	48531-80459

HIACE IV Wagon (_H1_ ,_H2_) 08.95 -

2.4 (RCH12_ ,RCH22_)	08.95 - 04.98						
2.7 (RCH13_ ,RCH23_)	04.98 - 11.01						48531-80298
2.4 D, 55 kW	07.99 -						
2.4 D, 58 kW	08.95 -						
2.4 TD (LXH12_ ,LXH22_)	08.95 -						
2.7 4WD (RCH19)	04.98 -						48511-26120
2.4 TD 4WD (H18/28)	08.95 -						48531-80459
2.7	11.01 -					Allrad	48511-26120
2.5 D-4D, 65 kW	11.01 -					rear-wheeldrive	
2.5 D-4D, 75 kW	11.01 -						48531-80459

HIACE I Wagon (_H_) 01.79 - 12.84

1.6	01.79 - 12.84	Long Wagon RH10,20,30				12.1982->	
						->11.1982	

LITEACE Coffe (CM3_V, KM3_V) 10.85 - 01.92

1.5 (KM31_V, KM36_V)	05.86 - 09.91	KM31					48531-80290
		KM36					48531-27110
							48500-29275
1.8 D (CM35_V)	10.85 - 08.88						48500-29275
2.0 D (CM36_V)	08.88 - 01.92						48531-27110

LITEACE Coffe (M2_V) 10.79 - 10.86

1.3	10.79 - 10.86	CM20, KM20					48531-29645
1.5	10.82 - 11.83						
1.8	10.82 - 11.83	KM21, CM20/25 YM					48531-29656
1.8 D	10.82 - 08.85	20/25					48531-80015
							48531-80019
							48500-29275

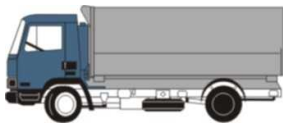



LITEACE Coffe (_R2_ _V) 01.92 - 01.95

1.5 (KR27_V)	01.92 - 01.95						48500-29585
2.2 (YR29LV)	01.92 - 01.95						
2.0 D (CR27_V)	01.92 - 05.94						48531-80129













VOLKSWAGEN

LT 28-35 I Coffe (281-363) 04.75 - 06.96







2.0	04.75 - 09.83				27.22.003	->11.1982	281 413 031 C	
					27.21.012	->11.1982	281 513 031 D	
					27.21.119	12.1982->	283 513 031	
2.4 2.4 i 2.4 D, 51 kW 2.4 TD, 68 kW 2.4 TD, 70 kW 2.4 TD, 75 kW	12.82 - 07.92 03.94 - 06.96 07.90 - 05.96 08.88 - 08.92 06.92 - 05.96 02.86 - 08.92				27.22.003		281 413 031 C	
					27.21.119		283 513 031	
2.4 D, 55 kW	01.79 - 07.92				27.22.003		281 413 031 C	
					27.21.012	->11.1982	281 513 031 D	
					27.21.119	12.1982->	283 513 031	
2.7 D	11.75 - 01.80				27.22.003		281 413 031 C	
					27.21.012		281 513 031 D	

	VOLKSWAGEN						
	year of construction	model			Gerep number		information









LT 28-35 I light carriage/chassis (281-363) 04.75 - 06.96

2.0 2.4 D, 55 kW	04.75 - 09.83				27.22.003			281 413 031 C
	12.78 - 02.91				27.21.012	->11.1982		281 513 031 D
2.4 2.4 i 2.4 D, 51 kW 2.4 TD, 68 kW 2.4 TD, 70 kW 2.4 TD, 75 kW	12.82 - 07.92				27.22.003			281 413 031 C
	03.94 - 06.96				27.21.119	12.1982->		283 513 031
2.7 D	11.75 - 01.80				27.22.003			281 413 031 C
					27.21.012			281 513 031 D









LT 28-46 II Coffe (2DX0AE) 04.96 -

2.3 2.5 SDI 2.5 TDI, 61 kW 2.5 TDI, 66 kW 2.5 TDI, 70 kW 2.5 TDI, 75 kW 2.5 TDI, 80 kW 2.8 TDI, 92 kW 2.8 TDI, 96 kW 2.8 TDI, 116 kW	05.96 -	LT 28, LT 35			27.11.228			2D0 513 029
	09.96 -						2D0 513 029 A	
	05.01 -						2D0 513 029 F	
	05.99 -							2D0 513 029 P
	05.01 -							2D0 513 029 Q
	05.96 - 08.99	LT 46			27.11.146			2D0 513 029 C
	05.99 -						2D0 513 029 M	
	06.97 - 12.98							2D0 513 029 N
	01.99 -						ex axle load [t]: 1,35	2D0 413 029
	04.02 -						Axle load limit [t]: 1,6	2D0 413 029 B
				27.99.214		Axle load in tons [t]: 1,75	2D0 413 029 A	
				27.99.215				













LT 28-46 II light carriage/chassis (2DX0FE) 04.96 -

2.3 2.5 SDI 2.5 TDI, 61 kW 2.5 TDI, 66 kW 2.5 TDI, 70 kW 2.5 TDI, 75 kW 2.5 TDI, 80 kW 2.8 TDI, 92 kW 2.8 TDI, 96 kW 2.8 TDI, 116 kW	06.96 -	LT 28 LT 35			27.11.228			2D0 513 029
	09.96 -						2D0 513 029 A	
	05.01 -						2D0 513 029 F	
	05.99 -							2D0 513 029 P
	05.01 -		LT 28, LT 35					2D0 513 029 Q
	06.96 - 08.99	LT 46			27.11.146			2D0 513 029 C
	05.99 -						2D0 513 029 M	
	06.97 - 12.98							2D0 513 029 N
	01.99 -						ex axle load [t]: 1,35	2D0 413 029
	04.02 -						Axle load limit [t]: 1,6	2D0 413 029 B
				27.99.214		Axle load in tons [t]: 1,75	2D0 413 029 A	
				27.99.215				

LT 40-55 I Coffe (291-512)

2.0 2.4 D, 55 kW	04.75 - 09.83				27.21.039			291 413 031 A
	01.79 - 07.92				27.21.012	->11.1982		281 513 031 D
						27.36.192	12.1982->	
2.4 2.4 i 2.4 D, 51 kW 2.4 TD, 68 kW 2.4 TD, 70 kW 2.4 TD, 75 kW	12.82 - 07.92				27.21.039			291 413 031 A
	01.93 - 06.96				27.36.192			291 513 031 D
	07.90 - 05.96							
	08.88 - 08.92							
	06.92 - 05.96							
02.86 - 08.92								

LT 40-55 I light carriage/chassis (293-909) 04.75 - 06.96

2.0 2.4 D, 55 kW	04.75 - 09.83				27.21.039			291 413 031 A
	12.78 - 02.91				27.21.012	->11.1982		281 513 031 D
						27.36.192	12.1982->	
2.4 i 2.4 D, 51 kW 2.4 TD, 70 kW 2.4 TD, 75 kW	03.94 - 06.96				27.21.039			291 413 031 A
	08.90 - 06.96				27.36.192			291 513 031 D
	08.92 - 06.96							
12.82 - 09.93								
2.7 D	01.76 - 11.82				27.21.039			291 413 031 A
					27.21.012			281 513 031 D



VOLKSWAGEN

year of construction

model



Gerrep number



information

original number

TRANSPORTER T1 Coffe (21, 23) 01.50 - 12.68

1.2	01.50 - 03.62			○	27.11.020	03.1953->	113 413 031 L
				○	27.11.021 27.11.244		113 513 031 Q
1.2	02.62 - 07.67			○	27.11.020	->07.1965	113 413 031 L
				○	27.11.021 27.11.244	->07.1965 ->07.1965	113 513 031 Q
				○	27.11.021 27.11.244		
1.5	02.62 - 12.68			○	27.11.020	01.1963 - 07.1965	113 413 031 L
				○	27.11.021 27.11.244	08.1965 - 07.1967 08.1965 - 07.1967	113 513 031 Q
				○	27.11.021 27.11.244		113 513 031 Q
1.6	08.64 - 12.68			○		08.1967->	211 413 031 F 311 413 031 A 311 413 031 E 311 413 031 F 311 413 031 G 311 413 031 K 311 413 031 L
				○	27.21.054	08.1967->	211 513 033 A

TRANSPORTER T1 light carriage/chassis (26) 01.50 - 10.70

1.2	01.50 - 03.62			○	27.11.020	03.1953->	113 413 031 L
				○	27.11.021 27.11.244		113 513 031 Q
				○	27.11.021 27.11.244	->07.1967 ->07.1967	113 513 031 Q
1.5	06.66 - 10.70			○	27.11.021 27.11.244	->07.1967 ->07.1967	113 513 031 Q
				○	27.11.021 27.11.244	->07.1967 ->07.1967	113 513 031 Q
				○	27.21.054	08.1967->	211 413 031 F 311 413 031 A 311 413 031 E 311 413 031 F 311 413 031 G 311 413 031 K 311 413 031 L
1.6	08.64 - 12.68			○		08.1967->	211 513 033 A
				○	27.21.054	08.1967->	211 513 033 A

TRANSPORTER T2 Coffe 08.68 - 07.79

1.6	08.70 - 04.79			○	27.11.032		211 413 031 Q
1.7	08.71 - 12.73			○	27.21.045		211 413 031 S
1.8, 50 kW	11.73 - 07.75			○	27.11.028		211 513 031 R
2.0	08.75 - 07.79			○	27.21.054		211 513 033 A
1.8, 51 kW	01.74 - 07.75			○			

TRANSPORTER T2 light carriage/chassis 08.68 - 07.79

1.6	08.68 - 07.79			○		->07.1969	211 413 031 F 311 413 031 A 311 413 031 E 311 413 031 F 311 413 031 G 311 413 031 K 311 413 031 L		
					27.11.032	08.1969 - 04.1979	211 413 031 Q		
					27.21.045	08.1969 - 04.1979	211 413 031 S		
						○	27.21.054	->07.1969	211 513 033 A
						○	27.11.028	08.1969 - 04.1979	211 513 031 R
						○	27.21.054	08.1969 - 04.1979	211 513 033 A






















VOLKSWAGEN

	year of construction	model			Gerep number		information	original number
TRANSPORTER T3 Coffer 05.79 - 07.92								
1.6	05.79 - 12.82				27.22.005			251 413 031 L
1.9, 44 kW	10.82 - 07.92				27.22.017			251 413 031 G
1.9, 57 kW	10.82 - 07.92				27.21.013			251 513 031 H
1.9, 66 kW	08.83 - 02.89				27.21.101			251 513 031 F
2.0	05.79 - 04.86							
2.1 i	07.89 - 07.92							
2.1, 70 kW	03.86 - 07.92							
2.1, 82 kW	03.86 - 07.92							
1.6 D	01.81 - 07.87							
1.6 TD	10.84 - 07.92							
1.7 D	07.89 - 07.92							
1.9 Syncro	11.84 - 07.92						not for wheel rim size [Inch]: 16	251 413 031 C
2.1 Syncro, 70 kW	03.86 - 07.92				27.21.158		not for wheel rim size [Inch]: 16	251 513 031 D
2.1 Syncro, 82 kW	03.86 - 07.92							
1.6 TD Syncro	03.86 - 07.92							
TRANSPORTER T3 light carriage/chassis 05.79 - 07.92								
1.9, 44 kW	09.82 - 07.92				27.22.005			251 413 031 L
1.9, 57 kW	08.82 - 07.92				27.22.017			251 413 031 G
2.0	05.79 - 04.86							
2.1 i	07.89 - 07.92				27.21.013			251 513 031 H
2.1, 70 kW	03.86 - 07.92				27.21.101			251 513 031 F
2.1, 82 kW	03.86 - 07.92							
1.6 D	01.81 - 07.87							
1.6 TD	10.84 - 07.92							
1.7 D	07.89 - 07.92							
1.9 Syncro	12.84 - 07.92						not for wheel rim size [Inch]: 16	251 413 031 C
2.1 Syncro, 70 kW	03.86 - 07.92				27.21.158		not for wheel rim size [Inch]: 16	251 513 031 D
2.1 Syncro, 82 kW	03.86 - 07.92							
1.6 TD Syncro	03.86 - 07.92							
TRANSPORTER T4 Coffer (70XA) 07.90 -								
2.0	07.90 -							701 413 031 G
2.5, 81 kW	11.90 -						serial	701 413 031 G
2.5, 85 kW	08.96 -							701 413 031 E
1.9 D	07.90 -							701 413 031 E
1.9 TD	10.92 -						serial	701 413 031 E
2.4 D, 55 kW	08.97 -						load capacity [kg]: 1200	701 513 031 N
2.4 D, 57 kW	07.90 -						load capacity [kg]: 800/1000	701 513 031 P
2.5 TDI, 65 kW	12.98 -						serial	701 513 031 P
2.5 TDI, 75 kW	09.95 -							701 513 031 C
							serial	701 513 031 C
2.5 Syncro, 81 kW	10.92 -							701 413 031 G
2.5 Syncro, 85 kW	08.96 -							701 413 031 E
2.4 D Syncro	10.92 -							701 513 031 N
2.5 TDI Syncro	09.95 -							701 513 031 C
TRANSPORTER T4 light carriage/chassis (70XD) 07.90 -								
2.0	07.90 -							701 413 031 G
2.5, 81 kW	11.90 -						serial	701 413 031 G
2.5, 85 kW	08.96 -							701 413 031 E
1.9 D	07.90 -							701 413 031 E
1.9 TD	10.92 -						serial	701 413 031 E
2.4 D, 55 kW	08.97 -							701 513 031 N
2.4 D, 57 kW	09.90 -						serial	701 513 031 P
2.5 TDI, 65 kW	05.98 -							701 513 031 C
2.5 TDI, 75 kW	09.95 -						serial	701 513 031 C
2.5 Syncro, 81 kW	10.92 -							701 413 031 G
2.5 Syncro, 85 kW	08.96 -							701 413 031 E
2.4 D Syncro	10.92 -							701 513 031 N
2.5 TDI Syncro	05.98 -							701 513 031 C



VOLVO

	year of construction	model			Gerep number		information	original number
F 7	08.78 - 12.85							
F 7, 16 t, light carriage/chassis	08.78 - 12.85				27.36.031			1590431
F 7, 22 t	08.78 - 12.85							1590439
F 7, 16 t, Truck and Trailer	08.78 - 12.85				27.38.013			1591501
F 7, 16 t, Tipper	08.78 - 12.85							
F 10	08.77 - 12.94							
F 10 K1					27.36.161			1591735
F 10 K2					27.36.098			1591737
F 10/260, 16 t, light carriage/chassis	02.82 - 06.85						4x2,6x2,6x4	1080654
F 10/260, 16 t, Tipper	02.82 - 06.85				27.36.160		Axle load in tons [t]: 6,5	1505184
F 10/280, 16 t, light carriage/chassis	08.77 - 02.82				27.31.138		Axle load in tons [t]: 7,5	1591736
F 10/280, 16 t, Tipper	08.77 - 02.82				27.38.013			1591501
F 10/300, 16 t, light carriage/chassis	10.83 - 12.86				27.34.008		6x4, 8x4	
F 10/300, 17 t	01.87 - 12.87				27.44.008			1598105
F 10/320, 17 t, light carriage/chassis	10.87 - 12.90				27.44.009			1609005
F 10/320, 18 t, light carriage/chassis	12.90 - 12.94				27.38.074			1598814
F 10/320, 17 t, Tipper	10.87 - 12.90							1610919
F 10/320, 18 t, Tipper	12.90 - 12.94							
F 10/260, 22 t, light carriage/chassis, 6x2	02.82 - 06.85				27.36.257		->Chass. 25000 special designed model S-3855, S-3806, S-3784, S-6526	150374
F 10/280, 22 t, light carriage/chassis	08.77 - 02.82							362960
F 10/300, 22 t, light carriage/chassis	01.84 - 12.86						4x2,6x2,6x4	1080654
F 10/300, 24 t	01.87 - 12.87				27.36.160		Axle load in tons [t]: 6,5	1505184
F 10/320, 24 t, light carriage/chassis	10.87 - 12.90				27.31.138		Axle load in tons [t]: 7,5	1591736
F 10/320, 25 t, light carriage/chassis	12.90 - 12.94				27.38.013		Chass. 25001->	1591501
					27.34.008		6x4, 8x4	
					27.44.010			1605163
					27.41.147			1598106
					27.38.074			1598814
								1610919
F 10/260, 22 t, light carriage/chassis, 6x4	01.83 - 06.85				27.36.257		->Chass. 25000 special designed model S-3855, S-3806, S-3784, S-6526	150374
F 10/260, 22 t, Truck and Trailer, 6x4	02.82 - 06.85							362960
F 10/320, 26 t	12.90 - 12.94						4x2,6x2,6x4	1080654
					27.36.160		Axle load in tons [t]: 6,5	1505184
							Axle load in tons [t]: 7,5	1591736
					27.38.013		->Chass. 25000	1591501
					27.34.008		6x4, 8x4	
F 10/260, 16 t, Truck and Trailer	02.82 - 06.85						4x2,6x2,6x4	1080654
F 10/280, 16 t, Truck and Trailer	08.77 - 02.82				27.36.160		Axle load in tons [t]: 6,5	1505184
F 10/300, 16 t, Truck and Trailer	01.84 - 12.86				27.31.138		Axle load in tons [t]: 7,5	1591736
F 10/320, 17 t, Truck and Trailer	10.87 - 12.90				27.38.074		Chass. 25001-> semi trailer	1598814
F 10/320, 18 t, Truck and Trailer	12.90 - 12.94				27.38.013			1610919
					27.34.008		6x4, 8x4	
					27.44.008			1598105
					27.44.009			1609005
					27.38.074			1598814
								1610919






































	VOLVO							
	year of construction	model			Gerep number		information	original number
F 10	<i>08.77 - 12.94</i>							
F 10/260, 22 t, Truck and Trailer, 6x2	02.82 - 06.85				27.36.257		->Chass. 25000 special designed model S-3855, S-3806, S-3784, S-6526	150374 362960
F 10/280, 22 t, Truck and Trailer	08.77 - 02.82						4x2,6x2,6x4	1080654
F 10/300, 22 t, Truck and Trailer	01.84 - 12.86				27.36.160		Axle load in tons [t]: 6,5 Axle load in tons [t]: 7,5	1505184 1591736
F 10/320, 24 t, Truck and Trailer	10.87 - 12.90				27.31.138			1609553
F 10/320, 25 t, Truck and Trailer	12.90 - 12.94				27.38.013		Chass. 25001->	1591501
					27.38.074		Chass. 25001-> semi trailer	1598814 1610919
					27.34.008		6x4, 8x4	
					27.44.010			1605163
					27.41.147			1598106
F 12	<i>08.77 - 12.94</i>							
F 12 K1					27.36.161			1591735
F 12 K2					27.36.098			1591737



VOLVO

year of construction	model			Gerep number		information	original number
----------------------	-------	--	--	--------------	--	-------------	-----------------

F 12		<i>08.77 - 12.94</i>									
F 12/320,F 12/330, 16 t, light carriage/chassis	08.77 - 12.86			27.36.257		->Chass. 25000 4x2, 6x2, 6x4, 6x6 special designed model S-3855, S-3806, S-3784, S-6526	150374 362960				
F 12/320, 17 t, light carriage/chassis	01.87 - 12.87										
F 12/320,F 12/330, 22 t, light carriage/chassis, 6x2	08.77 - 12.86					27.36.160		->Chass. 62899 Axle load in tons [t]: 6,5 Axle load in tons [t]: 7,5	1505184 1591736		
F 12/320, 24 t, light carriage/chassis, 6x2	01.87 - 12.87							4x2, 6x2, 6x4	1080654		
F 12/320, 24 t, light carriage/chassis, 6x4	01.87 - 12.87					27.31.138		4x2, 6x2, 6x4	1609553		
F 12/320,F 12/330, 16 t, Tipper	08.77 - 12.86					27.34.008		6x4, 8x4			
F 12/320, 17 t, Tipper	01.87 - 12.87							27.44.010		6x2	1605163
F 12/320,F 12/330, 16 t, Truck and Trailer	08.77 - 12.86							27.44.008			1598105
F 12/320, 17 t, Truck and Trailer	01.87 - 12.87							27.44.009		4x2	1609005
F 12/320,F 12/330, 22 t, Truck and Trailer, 6x2	08.77 - 12.86							27.41.147		6x2	1598106
F 12/320,F 12/330, 22 t, Truck and Trailer, 6x4	08.77 - 12.86							27.38.013		4x2, 6x2, 6x4, 6x6	1591501
F 12/320, 24 t, Truck and Trailer, 6x2	01.87 - 12.87							27.38.074		semi trailer 4x2	1598814 1610919
F 12/320, 24 t, Truck and Trailer, 6x4	01.87 - 12.87										
F 12/360, 17 t, light carriage/chassis	01.88 - 12.90										
F 12/360, 18 t, light carriage/chassis	12.90 - 12.94										
F 12/360, 24 t, light carriage/chassis, 6x2	01.88 - 12.90										
F 12/360, 24 t, light carriage/chassis, 6x4	01.88 - 12.90										
F 12/360, 25 t, light carriage/chassis, 6x2	12.90 - 12.94										
F 12/360, 25 t, light carriage/chassis, 6x4	12.90 - 12.94										
F 12/360, 17 t, Tipper	01.88 - 12.90										
F 12/360, 18 t, Tipper	12.90 - 12.94										
F 12/360, 26 t	01.91 - 12.94										
F 12/360, 17 t, Truck and Trailer	01.88 - 12.90										
F 12/360, 18 t, Truck and Trailer	12.90 - 12.94										
F 12/360, 24 t, Truck and Trailer, 6x2	01.88 - 12.90										
F 12/360, 24 t, Truck and Trailer, 6x4	01.88 - 12.90										
F 12/360, 25 t, Truck and Trailer, 6x2	12.90 - 12.94										
F 12/360, 25 t, Truck and Trailer, 6x4	10.90 - 12.94										
F 12/370, 16 t, light carriage/chassis	08.77 - 12.86										
F 12/370, 17 t, light carriage/chassis	01.87 - 12.87										
F 12/370, 22 t, light carriage/chassis, 6x2	08.77 - 12.86										
F 12/370, 22 t, light carriage/chassis, 6x4	08.77 - 12.86										
F 12/370, 24 t, light carriage/chassis, 6x2	01.87 - 12.87										

























	VOLVO							
	year of construction	model			Gerep number		information	original number
F 16	<i>10.87 - 12.94</i>							
F 16/470, 17 t, light carriage/chassis	01.88 - 12.89						4x2, 6x2, 6x4	1080654
F 16/470, 24 t, light carriage/chassis	01.88 - 12.89				27.34.008		6x4, 8x4	
F 16/470, 17 t, Truck and Trailer	01.88 - 12.89							
F 16/470, 24 t, Truck and Trailer	01.88 - 12.89							
F 16/485, 18 t, light carriage/chassis	01.90 - 12.92							
F 16/485, 25 t, light carriage/chassis, 6x2	01.90 - 12.92							
F 16/485, 25 t, light carriage/chassis, 6x4	01.90 - 12.92							
F 16/485, 18 t, Truck and Trailer	01.90 - 12.92							
F 16/485, 25 t, Truck and Trailer, 6x2	01.90 - 12.92							
F 16/485, 25 t, Truck and Trailer, 6x4	01.90 - 12.92							
F 16/500, 18 t, light carriage/chassis	01.92 - 12.94							
F 16/500, 25 t, light carriage/chassis	01.92 - 12.94							
F 16/500, 26 t, Truck and Trailer	01.92 - 12.94							
F 16/500, 18 t, Truck and Trailer	01.92 - 12.94							
F 16/500, 24 t, Truck and Trailer	01.92 - 12.94							
F 16/500, 25 t, Truck and Trailer	01.92 - 12.94							
F 86								
F 86 (FT-6)					27.36.257			150374 362960
F 86 GB 8x4					27.36.257		Chass. 23692->	150374 362960
F 86 GB					27.36.257			
F 87								
F 87 FAT 5/6					27.36.257			150374 362960
F 88								
F 88	01.74 -				27.36.160			1505184 1591736
F 88					27.36.257		->Chass. 30000	150374 362960
F 88 4x2,4x4,6x2,6x4,6x6					27.36.257		Chass. 30001-> short driver's cab	150374 362960
F 89								
F 89	01.74 -				27.36.160			1505184 1591736
F 89					27.36.257		->Chass. 30000	150374 362960
F 89 4x2	01.72 -				27.36.257		short driver's cab	150374 362960
					27.36.160			1505184 1591736
F 89 4x4,6x2,6x4,6x6	01.72 -				27.36.257		short driver's cab	150374 362960
FB - Serie								
FB 86 (FT-6)					27.36.257			150374 362960
FB 88 ,6x4					27.36.257		->Chass. 30000	150374 362960



VOLVO

year of construction	model			Gerep number		information	original number
----------------------	-------	--	--	--------------	--	-------------	-----------------

FH 12		08.93 -					
FH 12/340, 18 t, light carriage/chassis	08.93 -		○ ○	27.31.385		Chass. A544696-> for chassis level (vehicle unloaded) [mm]: 810 for chassis level (vehicle unloaded) [mm]: 850	20367750
FH 12/340, 26 t, light carriage/chassis, 6x2	08.93 -			27.41.464		chassis level: standard	
FH 12/340, 26 t, light carriage/chassis, 6x4	08.93 -					4x2, 6x2	3987959
FH 12/340, 32 t, 8x2/4	08.93 -					Chass. A544696->	20374547
FH 12/340, 32 t, 8x4/4	08.93 -					6x2, 6x4	1629485 3987958
FH 12/380, 18 t, light carriage/chassis	08.93 -					4x2, 6x2, 6x4	20374545
FH 12/380, 26 t, light carriage/chassis, 6x2	08.93 -					4x2, 6x2, 6x4	20374546
FH 12/380, 26 t, light carriage/chassis, 6x4	08.93 -					4x2, 6x2, 6x4	1076717 3987957
FH 12/380, 32 t, 8x2/4	08.93 -					4x2, 6x2, 6x4	20374544
FH 12/380, 32 t, 8x4/4	08.93 -					Chass. A291152-> 4x2 for chassis level (vehicle unloaded) [mm]: 850 for chassis level (vehicle unloaded) [mm]: 900	20374543
FH 12/420, 18 t, light carriage/chassis	08.93 -		○ ○	27.41.434		Chass. A291152-> 4x2 for chassis level (vehicle unloaded) [mm]: 850 for chassis level (vehicle unloaded) [mm]: 900	20374544
FH 12/420, 26 t, light carriage/chassis, 6x2	08.93 -			27.31.409		Chass. A291152-> 4x2 chassis level: standard	
FH 12/420, 26 t, light carriage/chassis, 6x4	08.93 -					Chass. A291152-> 6x2 for chassis level (vehicle unloaded) [mm]: 850	1629476
FH 12/420, 32 t, 8x2/4	08.93 -					6x2	1598106
FH 12/420, 32 t, 8x4/4	08.93 -					6x2	1628189 1629480 1691617 3987960
FH 12/460, 18 t, light carriage/chassis	08.98 -					6x2 chassis level: standard	1628103 1629483
FH 12/460, 26 t, light carriage/chassis, 6x2	08.98 -					4x2, 6x2 for chassis level (vehicle unloaded) [mm]: 900	1629484
FH 12/460, 26 t, light carriage/chassis, 6x4	08.98 -					4x2, 6x2 chassis level: standard	1629482
FH 12/460, 32 t, 8x2/4	08.98 -					6x4, 8x4	1628103 1629483
FH 12/460, 32 t, 8x4/4	08.98 -					6x2	1628189 1629480 1691617 3987960
					6x4, 8x4 for vehicles without stabiliser	1628359 1629993	
				27.44.027		6x4, 8x4 tread rear [mm]: 2500 tread rear [mm]: 2600	1629405
				27.44.027		6x4, 8x4	1629405
				27.43.282		4x2, 6x2	1629477

	VOLVO									
	year of construction	model			Gerep number		information	original number		
FH 12	08.93 -									
FH 12/340, 26 t, Tipper FH 12/380, 26 t, Tipper FH 12/420, 26 t, Tipper FH 12/460, 26 t, Tipper	08.93 - 08.93 - 08.93 - 08.98 -			o	27.31.385		Chass. A544696-> for chassis level (vehicle unloaded) [mm]: 810 for chassis level (vehicle unloaded) [mm]: 850	20367750		
							Chass. A544696->	20374547		
					27.36.330		4x2, 6x2, 6x4	20374545		
					27.41.436		4x2, 6x2, 6x4	20374546		
					27.36.404		4x2, 6x2, 6x4	1076717 3987957		
						o	27.41.434		Chass. A291152-> 4x2 for chassis level (vehicle unloaded) [mm]: 850 for chassis level (vehicle unloaded) [mm]: 900	20374544
					27.31.409			Chass. A291152-> 4x2 chassis level: standard	20374543	
					27.44.032			Chass. A291152-> 6x2 for chassis level (vehicle unloaded) [mm]: 850	1629476	
					27.41.147			6x2	1598106	
					27.31.417			6x2	1628189 1629480 1691617 3987960	
				o	27.44.028		6x2 chassis level: standard	1628103 1629483		
						4x2, 6x2 for chassis level (vehicle unloaded) [mm]: 900	1629484			
						4x2, 6x2 chassis level: standard	1629482			
			27.44.028			6x4, 8x4	1628103 1629483			
				o	27.31.417		6x2	1628189 1629480 1691617 3987960		
						6x4, 8x4 for vehicles without stabiliser	1628359 1629993			
				o	27.44.027		6x4, 8x4 tread rear [mm]: 2500 tread rear [mm]: 2600	1629405		
						6x4, 8x4	1629405			
			27.43.282			4x2, 6x2	1629477			



VOLVO

year of construction

model



Gerep number



information

original number

FH 12		08.93 -									
FH 12/340, 18 t, Truck and Trailer	08.93 -	08.93 -	🚛	⊙ 	27.31.385	■	Chass. A544696-> for chassis level (vehicle unloaded) [mm]: 810	20367750			
FH 12/340, 25 t, Truck and Trailer, 6x2/2/4	01.95 - 08.93 -						for chassis level (vehicle unloaded) [mm]: 850				
FH 12/340, 26 t, Truck and Trailer, 6x4	08.93 -				27.31.416	■	chassis level: standard	1629481 3987961			
FH 12/380, 18 t, Truck and Trailer	08.93 -					☺	Chass. A544696->	20374547			
FH 12/380, 25 t, Truck and Trailer, 6x2/2/4	01.95 - 08.93 -				27.36.384	☺	4x2, 6x2, 6x4 country construction: Australia	1629992 20374548 3171962			
FH 12/380, 26 t, Truck and Trailer, 6x4	08.93 -				27.36.330	☺	4x2, 6x2, 6x4	20374545			
FH 12/420, 18 t, Truck and Trailer	08.93 -				27.41.436	☺	4x2, 6x2, 6x4	20374546			
FH 12/420, 25 t, Truck and Trailer, 6x2/2/4	01.95 - 08.93 -				27.36.404	☺	4x2, 6x2, 6x4	1076717 3987957			
FH 12/420, 26 t, Truck and Trailer, 6x4	08.93 -				08.93 -	🚛	⊙ 	27.41.434	■	Chass. A291152-> 4x2 for chassis level (vehicle unloaded) [mm]: 850	20374544
FH 12/420, 26 t, Truck and Trailer, 6x4	08.98 -									for chassis level (vehicle unloaded) [mm]: 900	
FH 12/460, 18 t, Truck and Trailer	08.98 -							27.31.409	■	Chass. A291152-> 4x2 chassis level: standard	20374543
FH 12/460, 25 t, Truck and Trailer, 6x4	08.98 -							27.44.032	■④x	Chass. A291152-> 6x2 for chassis level (vehicle unloaded) [mm]: 850	1629476
FH 12/460, 26 t, Truck and Trailer, 6x2/2/4	08.98 - 09.01 -							27.41.147	■	6x2	1598106
FH 12/500								27.31.417	■	6x2	1628189 1629480 1691617 3987960
		27.44.028	■	6x2 chassis level: standard				1628103 1629483			
			■	4x2, 6x2 for chassis level (vehicle unloaded) [mm]: 900				1629484			
			■	4x2, 6x2 chassis level: standard				1629482			
		27.44.028	■④x	6x4, 8x4				1628103 1629483			
		27.31.417	☺	6x2				1628189 1629480 1691617 3987960			
			☺	6x4, 8x4 for vehicles without stabiliser				1628359 1629993			
		27.44.027	☺	6x4, 8x4 tread rear [mm]: 2500 tread rear [mm]: 2600				1629405			
		27.44.027	⊙ 	6x4, 8x4				1629405			
		27.43.282	☺	4x2, 6x2	1629477						



VOLVO

	year of construction	model			Gerep number		information	original number			
FH 16	08.93 -										
FH 16/470 4x2, light carriage/chassis FH 16/470 6x2, ,25 t FH 16/470 6x2, ,26 t FH 16/470 6x4, ,26 t FH 16/520, 18 t, FH 16/520, 25 t FH 16/520, 26 t, light carriage/chassis, 6x2 FH 16/520, 26 t, light carriage/chassis, 6x4	08.93 -				27.41.464		Chass. A291152->	1609002			
					27.31.416				1629481 3987961		
	01.95 -							light carriage 4x2, 6x2	3987959		
	08.93 -							6x2, 6x4 light carriage	1629485 3987958		
	08.93 -							4x2, 6x2, 6x4	20374545		
	08.93 -							4x2, 6x2, 6x4	20374546		
	08.93 -							4x2, 6x2, 6x4	1076717 3987957		
										4x2, 6x2 country construction: Australia	1628359 1629993
										6x2	1598106
										6x2	1628189 1629480 1691617 3987960
								6x2 chassis level: standard	1628103 1629483		
								4x2, 6x2 for chassis level (vehicle unloaded) [mm]: 900	1629484		
								4x2 for chassis level (vehicle unloaded) [mm]: 850	1629476		
								4x2, 6x2 chassis level: standard	1629482		
								6x4, 8x4	1628103 1629483		
								6x2	1628189 1629480 1691617 3987960		
									6x4, 8x4 for vehicles without stabiliser	1628359 1629993	
							6x4, 8x4 tread rear [mm]: 2500 tread rear [mm]: 2600	1629405			
							6x4, 8x4	1629405			
						27.43.282		4x2, 6x2	1629477		



VOLVO

year of construction

model



Gerep number


























information

original number

FH 16		<i>08.93 -</i>						
FH 16/470 4x2, Truck and Trailer FH 16/470 6x2/2/4 FH 16/470 6x4, ,06 t FH 16/520, 18 t, Truck and Trailer FH 16/520, 26 t, Truck and Trailer, 6x2/2/4 FH 16/520, 26 t, Truck and Trailer, 6x4	08.93 -			o o	27.41.464		Chass. A291152->	1609002
	08.93 -				27.31.416			1629481 3987961
	08.93 -						light carriage 4x2, 6x2	3987959
	08.93 -						6x2, 6x4 light carriage	1629485 3987958
	08.93 -				27.36.384		4x2, 6x2, 6x4 country construction: Australia	1629992 20374548 3171962
					27.36.330		4x2, 6x2, 6x4	20374545
					27.41.436		4x2, 6x2, 6x4	20374546
					27.36.404		4x2, 6x2, 6x4	1076717 3987957
							4x2, 6x2 country construction: Australia	1628359 1629993
					27.41.147		6x2	1598106
					27.31.417		6x2	1628189 1629480 1691617 3987960
					27.44.028		6x2 chassis level: standard	1628103 1629483
							4x2, 6x2 for chassis level (vehicle unloaded) [mm]: 900	1629484
					27.44.032		4x2 for chassis level (vehicle unloaded) [mm]: 850	1629476
					27.44.028		4x2, 6x2 chassis level: standard	1629482
					27.44.028		6x4, 8x4	1628103 1629483
					27.31.417		6x2	1628189 1629480 1691617 3987960
							6x4, 8x4 for vehicles without stabiliser	1628359 1629993
	27.44.027		6x4, 8x4 tread rear [mm]: 2500 tread rear [mm]: 2600	1629405				
	27.44.027		6x4, 8x4	1629405				
	27.43.282		4x2, 6x2	1629477				

FL		<i>03.00 -</i>						
FL 180 FL 205G FL 220 FL 250	06.00 -			o o o o o				3987959
	06.00 -				27.41.434		6x2	20374544
	06.00 -						6x4 for vehicles without stabiliser	1628359 1629993
	06.00 -				27.44.027		6x4	1629405
	06.00 -				27.43.282			1629477

	VOLVO								
	year of construction	model			Gerep number		information	original number	
FL 6	<i>09.85 - 09.98</i>								
FL 612	09.85 - 09.98							6794746	
FL 614, 131-132 kW, light carriage/chassis	09.85 - 09.98								
FL 614, 150-154 kW	09.85 - 09.98								
FL 614, 169 kW, light carriage/chassis	12.95 - 09.98								
FL 614, 184 kW, light carriage/chassis	12.95 - 09.98								
FL 614, 132 kW	12.95 - 09.98								
FL 614, 154 kW, Tipper	12.95 - 09.98								
FL 614, 169 kW, Tipper	12.95 - 09.98								
FL 614, 184 kW, Tipper	12.95 - 09.98								
FL 614, 131-132 kW, Truck and Trailer	09.85 - 09.98								
FL 614, 154 kW, Truck and Trailer	12.95 - 09.98								
FL 614, 169 kW, Truck and Trailer	12.95 - 09.98								
FL 614, 184 kW, Truck and Trailer	12.95 - 09.98								
FL 615, 132 kW, light carriage/chassis	11.91 - 09.98								
FL 615, 154 kW, light carriage/chassis	11.91 - 09.98								
FL 615, 169 kW, light carriage/chassis	12.95 - 09.98								
FL 615, 184 kW, light carriage/chassis	12.95 - 09.98								
FL 615, 132 kW, Tipper	11.91 - 09.98								
FL 615, 154 kW, Tipper	11.91 - 09.98								
FL 615, 169 kW, Tipper	12.95 - 09.98								
FL 615, 184 kW, Tipper	12.95 - 09.98								
FL 616	11.96 - 05.00								3987959
FL 617	11.96 - 05.00								6794746
FL 618, 132 kW, light carriage/chassis	11.91 - 09.98								
FL 618, 154 kW, light carriage/chassis	11.91 - 09.98								
FL 618, 169 kW, light carriage/chassis	12.95 - 09.98								
FL 618, 184 kW, light carriage/chassis	12.95 - 09.98								
FL 618, 132 kW, Tipper	11.91 - 09.98								
FL 618, 154 kW, Tipper	11.91 - 09.98								
FL 618, 169 kW, Tipper	12.95 - 09.98								
FL 618, 184 kW, Tipper	12.95 - 09.98								
FL 619	09.85 - 11.94								
FL 626	11.96 - 05.00							3987959	
								6794746	
							country construction: Australia	1629484	
							for vehicles without stabiliser	1628359 1629993	
					27.44.027			1629405	



VOLVO

	year of construction	model			Gerep number		information	original number
FL 7	<i>09.85 - 09.98</i>							
FL 7/230, 18 t, light carriage/chassis	09.85 - 09.98				27.36.063			1610921 1613248
FL 7/230, 25 t, light carriage/chassis	09.85 - 09.98				27.36.392			1609603
FL 7/230, 26 t	09.85 - 09.98				27.31.138			1609553
FL 7/230, 18 t, Tipper	09.85 - 09.98				27.34.008		6x4, 8x4	
FL 7/230, 25 t, Tipper	09.85 - 09.98				27.44.010		6x2	1605163
FL 7/230, 18 t, Truck and Trailer	09.85 - 09.98				27.44.008			1598105
FL 7/260, 18 t, light carriage/chassis	11.91 - 09.98				27.44.009			1609005
FL 7/260, 25 t, light carriage/chassis	11.91 - 09.98					27.41.147		6x2
FL 7/260, 26 t	11.91 - 09.98				27.38.074			1598814 1610919
FL 7/260, 18 t, Tipper	11.91 - 09.98							
FL 7/260, 25 t, Tipper	11.91 - 09.98							
FL 7/260, 18 t, Truck and Trailer	11.91 - 09.98							
FL 7/290, 18 t, light carriage/chassis	10.93 - 09.98							
FL 7/290, 25 t, light carriage/chassis	10.93 - 09.98							
FL 7/290, 26 t, light carriage/chassis	10.93 - 09.98							
FL 7/290, 18 t, Tipper	10.93 - 09.98							
FL 7/290, 25 t, Tipper	10.93 - 09.98							
FL 7/290, 26 t, Tipper	10.93 - 09.98							
FL 7/290, 18 t, Truck and Trailer	10.93 - 09.98							



VOLVO

year of construction	model			Gerep number		information	original number
----------------------	-------	--	--	--------------	--	-------------	-----------------

FL 10 09.85 - 09.98

FL 10/260	01.85 - 12.89			27.41.464		6x2, 6x4	1609002	
FL 10/280, 17 t, light carriage/chassis	09.85 - 12.90					4x2	1609001	
FL 10/280, 24 t	09.85 - 12.90			27.36.392		4x2, 6x2, 6x4	1609603	
FL 10/280, 17 t, Tipper	09.85 - 12.90					4x2, 6x2, 6x4	8159833	
FL 10/285	01.90 - 12.95					4x4, 6x6	1568340	
FL 10/290	01.88 - 12.89					4x2, 6x2, 6x4	1609553	
FL 10/320, 234 kW	01.90 - 12.95			27.31.138		4x2, 6x2, 6x4	1609553	
FL 10/280, 17 t, Truck and Trailer	09.85 - 12.90			27.36.063		8x2, 8x4	1610921 1613248	
FL 10/320, 235 kW, 18 t, light carriage/chassis	12.95 - 09.98							
FL 10/320, 235 kW, 25 t	12.95 - 09.98					27.41.147		6x2
FL 10/320, 235 kW, 26 t, light carriage/chassis, 6x2	12.95 - 09.98				27.44.010		6x2	1605163
FL 10/320, 235 kW, 26 t, light carriage/chassis, 6x4	12.95 - 09.98				27.44.008		4x2	1598105
FL 10/320, 235 kW, 32 t	12.95 - 09.98				27.44.009		4x2	1609005
FL 10/320, 235 kW, 18 t, Tipper	12.95 - 09.98						6x4, 8x4	1628359 1629993
FL 10H/320, 18 t	12.95 - 09.98				27.38.074		4x2	1598814 1610919
FL 10H/320, 26 t, 6x4	12.95 - 09.98				27.36.211		6x2	1610920
FL 10H/320, 26 t, 6x6	12.95 - 09.98				27.31.138		6x4 country construction: Australia	1609553
FL 10H/320, 32 t	12.95 - 09.98							
FL 10/320, 235 kW, 18 t, Truck and Trailer	12.95 - 09.98							
FL 10/320, 235 kW, 26 t, Truck and Trailer, 6x2	12.95 - 09.98							
FL 10/320, 235 kW, 26 t, Truck and Trailer, 6x4	12.95 - 09.98							
FL 10/360, 18 t, light carriage/chassis	12.95 - 09.98							
FL 10/360, 25 t	12.95 - 09.98							
FL 10/360, 26 t, light carriage/chassis, 6x2	12.95 - 09.98							
FL 10/360, 26 t, light carriage/chassis, 6x4	12.95 - 09.98							
FL 10/360, 32 t	12.95 - 09.98							
FL 10/360, 18 t, Tipper	12.95 - 09.98							
FL 10H/360, 18 t	12.95 - 09.98							
FL 10H/360, 26 t, 6x4	12.95 - 09.98							
FL 10H/360, 26 t, 6x6	12.95 - 09.98							
FL 10H/360, 32 t	12.95 - 09.98							
FL 10/360, 18 t, Truck and Trailer	12.95 - 09.98							
FL 10/360, 26 t, Truck and Trailer, 6x2	12.95 - 09.98							
FL 10/360, 26 t, Truck and Trailer, 6x4	12.95 - 09.98							



VOLVO

year of construction

model



Gerep number



information

original number

FL 12

09.95 - 09.98

FL 12/380, 18 t, light carriage/chassis	09.95 - 09.98		○	27.41.464		6x2, 6x4	1609002		
FL 12/380, 25 t	09.95 - 09.98				4x2	1609001			
FL 12/380, 26 t, light carriage/chassis, 6x2	09.95 - 09.98			27.36.392		4x2, 6x2, 6x4	1609603		
FL 12/380, 26 t, light carriage/chassis, 6x4	09.95 - 09.98					4x2, 6x2, 6x4	8159833		
FL 12H/380, 18 t	09.95 - 09.98			27.31.138		4x2, 6x2, 6x4	1609553		
FL 12H/380, 26 t, 6x4	09.95 - 09.98			27.36.063		8x4	1610921		
FL 12H/380, 26 t, 6x6	09.95 - 09.98						1613248		
FL 12H/380, 32 t	09.95 - 09.98				○	27.41.147		6x2	1598106
FL 12/380, 18 t, Truck and Trailer	09.95 - 09.98					27.44.010		6x2	1605163
FL 12/380, 26 t, Truck and Trailer	09.95 - 09.98					27.44.008		4x2	1598105
FL 12/420, 309 kW, 18 t	09.95 - 09.98	27.44.028				6x4, 8x4	1628103		
FL 12/420, 309 kW, 25 t	09.95 - 09.98						1629483		
FL 12/420, 309 kW, 26 t, light carriage/chassis, 6x2	09.95 - 09.98					6x4, 8x4	1628359		
FL 12/420, 309 kW, 26 t, light carriage/chassis, 6x4	09.95 - 09.98						1629993		
FL 12H/420, 18 t	09.95 - 09.98	I	T			27.38.074		4x2	1598814
FL 12H/420, 26 t, 6x4	09.95 - 09.98								1610919
FL 12H/420, 26 t, 6x6	09.95 - 09.98								
FL 12H/420, 32 t	09.95 - 09.98								
FL 12/420, 279 kW	09.95 - 09.98								
FL 12/420, 309 kW, 26 t, Truck and Trailer	09.95 - 09.98								

FM 7

FM 7/250, 18 t, Tipper	08.98 -		○	27.36.330		4x2, 6x2, 6x4	20374545		
FM 7/250, 26 t, Tipper	08.98 -			27.41.436		4x2, 6x2, 6x4	20374546		
FM 7/290, 18 t, Tipper	08.98 -		○	27.41.147		6x2	1598106		
FM 7/290, 26 t, Tipper	08.98 -			27.31.417		6x2	1628189		
FM 7/310, 18 t, Tipper	08.98 -						1629480		
FM 7/310, 26 t, Tipper	08.98 -						1691617		
							3987960		
				I	T	27.44.028		6x2	1628103
							4x2, 6x2	chassis level: standard	1629483
							4x2, 6x2	for chassis level (vehicle unloaded) [mm]: 900	1629484
							4x2, 6x2	chassis level: standard	1629482
				○	○	27.31.417		6x2	1628189
							1629480		
							1691617		
		I	T			6x4, 8x4	3987960		
					6x4, 8x4	for vehicles without stabiliser	1628359		
				27.44.027		6x4, 8x4	1629993		
				27.43.282		4x2, 6x2	1629405		
						4x2, 6x2	1629477		



VOLVO

year of construction	model	🔧	🔑	Gerep number	📄	information	original number
----------------------	-------	---	---	--------------	---	-------------	-----------------

FM 7

FM 7/250, 18 t, Truck and Trailer FM 7/290, 18 t, Truck and Trailer FM 7/310, 18 t, Truck and Trailer	08.98 -		🚛	📄	27.31.416	📄	chassis level: standard	1629481 3987961		
	08.98 -				27.36.384	📄	country construction: Australia 4x2, 6x2, 6x4	1629992 20374548 3171962		
	08.98 -				27.36.330	📄	4x2, 6x2, 6x4	20374545		
					27.41.436	📄	4x2, 6x2, 6x4	20374546		
				🚛	📄	27.41.147	📄	6x2	1598106	
						27.31.417	📄	6x2	1628189 1629480 1691617 3987960	
					📄	📄	27.44.028	📄	6x2 chassis level: standard	1628103 1629483
								📄	4x2, 6x2 for chassis level (vehicle unloaded) [mm]: 900	1629484
								📄	4x2, 6x2 chassis level: standard	1629482
					📄	📄	27.31.417	📄	6x2	1628189 1629480 1691617 3987960
									📄	📄
				📄	6x4, 8x4	1629405				
			FM 7/250, 18 t, light carriage/chassis FM 7/250, 25 t FM 7/250, 26 t, light carriage/chassis FM 7/290, 18 t, light carriage/chassis FM 7/290, 25 t FM 7/290, 26 t, light carriage/chassis FM 7/310, 18 t, light carriage/chassis FM 7/310, 25 t FM 7/310, 26 t, light carriage/chassis	08.98 -		🚛	📄	27.41.464	📄	chassis level: standard
08.98 -		27.36.330		📄				4x2, 6x2, 6x4	20374545	
08.98 -	27.41.436	📄		4x2, 6x2, 6x4				20374546		
		🚛		📄		27.41.147	📄	6x2	1598106	
						27.31.417	📄	6x2	1628189 1629480 1691617 3987960	
				📄		📄	27.44.028	📄	6x2 chassis level: standard	1628103 1629483
								📄	4x2, 6x2 for chassis level (vehicle unloaded) [mm]: 900	1629484
								📄	4x2, 6x2 chassis level: standard	1629482
				📄		📄	27.31.417	📄	6x2	1628189 1629480 1691617 3987960
									📄	📄
		📄		6x4, 8x4		1629405				
				📄		📄	27.43.282	📄	4x2, 6x2	1629477



VOLVO

year of construction

model



Gerep number



information

original number





FM 9

12.01 -

FM 9/260, Truck and Trailer
 FM 9/300, Truck and Trailer
 FM 9/340, Truck and Trailer
 FM 9/380, Truck and Trailer






























12.01 -
 12.01 -
 12.01 -
 12.01 -

year of construction	model	Wrench and screwdriver icon	Key icon	Gerep number	Information icon	information	original number	
12.01 - 12.01 - 12.01 - 12.01 -		🚛	⊙	27.31.416	▣	for chassis level (vehicle unloaded) [mm]: 900 chassis level: standard	1629481 3987961	
				27.36.384	☪	4x2, 6x2, 6x4 country construction: Australia	1629992 20374548 3171962	
				27.36.330	☪	4x2, 6x2, 6x4	20374545	
				27.41.436	⊕X ☪	4x2, 6x2, 6x4	20374546	
			🚚	⊙	27.31.417	▣	6x2	1628189 1629480 1691617 3987960
					27.41.434	▣	for chassis level (vehicle unloaded) [mm]: 850 for chassis level (vehicle unloaded) [mm]: 900 4x2	20374544
					27.31.409	▣	4x2 chassis level: standard	20374543
				⊙ T	27.44.028	▣	6x2 chassis level: standard	1628103 1629483
						▣	6x2 for chassis level (vehicle unloaded) [mm]: 900	1629484
		27.44.032			▣	4x2 for chassis level (vehicle unloaded) [mm]: 810	1629476	
		27.44.028			▣⊕X	6x4, 8x4	1628103 1629483	
		27.44.032			▣⊕X	6x2 for chassis level (vehicle unloaded) [mm]: 850	1629476	
		27.44.027			☪	6x4, 8x4 tread rear [mm]: 2500 tread rear [mm]: 2600	1629405	
		T ⊙	27.43.282	☪	4x2	1629477		
				⊕X ☪	6x4, 8x4 for vehicles without stabiliser	1628359 1629993		
			27.44.027	⊕X ☪	6x4, 8x4	1629405		

	VOLVO						
	year of construction	model			Gerep number		information

FM 9

12.01 -

FM 9/260, light carriage/chassis FM 9/300, light carriage/chassis FM 9/340, light carriage/chassis FM 9/380, light carriage/chassis	12.01 - 12.01 - 12.01 - 12.01 -				27.41.464		for chassis level (vehicle unloaded) [mm]: 900 chassis level: standard	1609002						
					27.36.384		4x2, 6x2, 6x4 country construction: Australia	1629992 20374548 3171962						
					27.36.330		4x2, 6x2, 6x4	20374545						
					27.41.436	 	4x2, 6x2, 6x4	20374546						
								27.31.417		6x2	1628189 1629480 1691617 3987960			
								27.41.434		for chassis level (vehicle unloaded) [mm]: 850 for chassis level (vehicle unloaded) [mm]: 900 4x2	20374544			
								27.31.409		4x2 chassis level: standard	20374543			
											27.44.028		6x2 chassis level: standard	1628103 1629483
													6x2 for chassis level (vehicle unloaded) [mm]: 900	1629484
											27.44.032		4x2 for chassis level (vehicle unloaded) [mm]: 810	1629476
											27.44.028	 	6x4, 8x4	1628103 1629483
											27.44.032	 	6x2 for chassis level (vehicle unloaded) [mm]: 850	1629476
											27.44.027		6x4, 8x4 tread rear [mm]: 2500 tread rear [mm]: 2600	1629405
											27.43.282		4x2	1629477
												 	6x4, 8x4 for vehicles without stabiliser	1628359 1629993
											27.44.027	 	6x4, 8x4	1629405



VOLVO

year of construction

model



Gerep number



information

original number

FM 10 09.98 -

FM 10/320, 18 t FM 10/320, 26 t FM 10/360, 18 t FM 10/360, 26 t	04.99 - 04.99 - 04.99 - 04.99 -			o o	27.41.464		light carriage/chassis	1609002
					27.31.416		semi trailer	1629481 3987961
					27.36.384		4x2, 6x2, 6x4 country construction: Australia semi trailer	1629992 20374548 3171962
					27.36.330		4x2, 6x2, 6x4	20374545
					27.41.436		4x2, 6x2, 6x4	20374546
				o o	27.41.147		6x2	1598106
					27.31.417		6x2	1628189 1629480 1691617 3987960
							4x2, 6x2 for chassis level (vehicle unloaded) [mm]: 900	1629484
							4x2, 6x2 chassis level: standard	1629482
					27.44.028		6x4, 6x2, 8x4 chassis level: standard	1628103 1629483
							6x4, 8x4 for vehicles without stabiliser	1628359 1629993
					27.44.027		6x4, 8x4 tread rear [mm]: 2500 tread rear [mm]: 2600	1629405
					27.44.027		6x4, 8x4	1629405
o T	27.43.282		4x2, 6x2	1629477				



VOLVO

year of construction	model			Gerep number		information	original number
FM 12		09.98 -					
FM 12/340, 18 t, light carriage/chassis	08.98 -			27.41.464		chassis level: standard	1609002
FM 12/340, 25 t	08.98 -			27.36.330		4x2, 6x2, 6x4	20374545
FM 12/340, 26 t, light carriage/chassis, 6x2	08.98 -			27.41.436		4x2, 6x2, 6x4	20374546
FM 12/340, 26 t, light carriage/chassis, 6x4	08.98 -			27.41.434		Chass. A544696-> 4x2 for chassis level (vehicle unloaded) [mm]: 850 for chassis level (vehicle unloaded) [mm]: 900	20374544
FM 12/340, 32 t, 8x2/4	08.98 -			27.31.409		Chass. A544696-> 4x2 chassis level: standard	20374543
FM 12/340, 32 t, 8x4/4	08.98 -						
FM 12/380, 18 t, light carriage/chassis	08.98 -			27.44.032		Chass. A544696-> 6x2 for chassis level (vehicle unloaded) [mm]: 850	1629476
FM 12/380, 25 t	08.98 -						
FM 12/380, 26 t, light carriage/chassis, 6x2	08.98 -			27.41.147		6x2	1598106
FM 12/380, 32 t, 8x2/4	08.98 -			27.31.417		6x2	1628189 1629480 1691617 3987960
FM 12/380, 32 t, 8x4/4	08.98 -			27.44.028		6x2 chassis level: standard	1628103 1629483
FM 12/420, 18 t, light carriage/chassis	08.98 -					4x2, 6x2 for chassis level (vehicle unloaded) [mm]: 900	1629484
FM 12/420, 25 t	08.98 -			27.44.028		4x2, 6x2 chassis level: standard	1629482
FM 12/420, 26 t, light carriage/chassis, 6x2	08.98 -					6x4, 8x4	1628103 1629483
FM 12/420, 26 t, light carriage/chassis, 6x4	08.98 -			27.44.028		6x4, 8x4	1628103 1629483
FM 12/420, 32 t, 8x2/4	08.98 -						
FM 12/420, 32 t, 8x4/4	08.98 -			27.31.417		6x2	1628189 1629480 1691617 3987960
FM 12/460 4x2, light carriage/chassis	01.03 -						
FM 12/460 6x2	01.03 -			27.44.027		6x4, 8x4 for vehicles without stabiliser	1628359 1629993
FM 12/460 6x2	01.03 -						
FM 12/460 6x4, light carriage/chassis	01.03 -			27.44.027		6x4, 8x4 tread rear [mm]: 2500 tread rear [mm]: 2600	1629405
FM 12/460 8x2/4	01.03 -						
FM 12/460 8x4/4	01.03 -			27.44.027		6x4, 8x4	1629405
				27.43.282		4x2, 6x2	1629477



VOLVO

year of construction

model



Gerep number

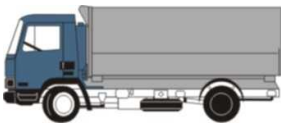






































information

original number

FM 12 09.98 -





FM 12H/340	08.98 -				27.36.330		4x2, 6x2, 6x4	20374545
FM 12H/380	08.98 -				27.41.436		4x2, 6x2, 6x4	20374546
FM 12H/420	08.98 -							
FM 12H/460 8x4/4	01.03 -				27.41.434		Chass. A544696-> 4x2 for chassis level (vehicle unloaded) [mm]: 850 for chassis level (vehicle unloaded) [mm]: 900	20374544
					27.31.409		Chass. A544696-> 4x2 chassis level: standard	20374543
					27.44.032		Chass. A544696-> 6x2 for chassis level (vehicle unloaded) [mm]: 850	1629476
					27.41.147		6x2	1598106
					27.31.417		6x2	1628189 1629480 1691617 3987960
					27.44.028		6x2 chassis level: standard	1628103 1629483
							4x2, 6x2 for chassis level (vehicle unloaded) [mm]: 900	1629484
							4x2, 6x2 chassis level: standard	1629482
					27.44.028		6x4, 8x4	1628103 1629483
					27.31.417		6x2	1628189 1629480 1691617 3987960
							6x4, 8x4 for vehicles without stabiliser	1628359 1629993
					27.44.027		6x4, 8x4 tread rear [mm]: 2500 tread rear [mm]: 2600	1629405
					27.44.027		6x4, 8x4	1629405
					27.43.282		4x2, 6x2	1629477

		VOLVO										
		year of construction	model			Gerep number		information	original number			
FM 12		<i>09.98 -</i>										
FM 12/340, 18 t, Truck and Trailer FM 12/340, 26 t, Truck and Trailer FM 12/380, 18 t, Truck and Trailer FM 12/380, 26 t, Truck and Trailer FM 12/420, 18 t, Truck and Trailer FM 12/420, 26 t, Truck and Trailer FM 12/460 4x2, Truck and Trailer FM 12/460 6x4, Truck and Trailer	08.98 -				27.31.416		chassis level: standard	1629481 3987961				
	08.98 -				27.36.384		4x2, 6x2, 6x4 country construction: Australia	1629992 20374548 3171962				
	08.98 -				27.36.330		4x2, 6x2, 6x4	20374545				
	08.98 -				27.41.436		4x2, 6x2, 6x4	20374546				
	08.98 -				27.41.434			Chass. A544696-> 4x2 for chassis level (vehicle unloaded) [mm]: 850 for chassis level (vehicle unloaded) [mm]: 900		20374544		
	08.98 -							Chass. A544696-> 4x2 chassis level: standard		20374543		
	01.03 -				27.44.032				4x2 for chassis level (vehicle unloaded) [mm]: 850	1629476		
	01.03 -									27.41.147		6x2
					27.31.417		6x2	1628189 1629480 1691617 3987960				
								27.44.028		6x2 chassis level: standard	1628103 1629483	
						4x2, 6x2 for chassis level (vehicle unloaded) [mm]: 900	1629484					
											4x2, 6x2 chassis level: standard	1629482
					27.44.028			6x4, 8x4	1628103 1629483			
					27.31.417		6x2	1628189 1629480 1691617 3987960				
					27.44.027		6x4, 8x4 for vehicles without stabiliser	1628359 1629993				
									6x4, 8x4 tread rear [mm]: 2500 tread rear [mm]: 2600	1629405		
										27.44.027		6x4, 8x4
					27.43.282		4x2, 6x2	1629477				
	FS 7				<i>11.91 - 03.96</i>							
	FS 718/230 FS 718/260				09.94 - 03.96 09.94 - 03.96							6794746
G - Serie												
G 88 4x2,6x2,6x4 G 89 6x2,6x4					27.36.257		short driver's cab	150374 362960				
G 89 4x2					27.36.257		short driver's cab	150374 362960				
					27.36.160			1505184 1591736				
loader												
A 25 D A 30 D A 35 D A 40 D								11051567 11052520 11121119 11119173				
												





VOLVO

	year of construction	model			Gerep number		information	original number
N 7 <i>01.70 - 09.80</i>								
N 7					27.36.160			1505184 1591736
N 10 <i>01.70 - 01.80</i>								
N 10					27.36.160			1505184 1591736
N 10 P2								
N 10 K1,K2					27.36.161			1591735
N 12 <i>01.70 - 09.80</i>								
N 12					27.36.160			1505184 1591736
N 12 P2								
N 12 K1,K2					27.36.161			1591735
N 86								
N 86 S (FT-6)					27.36.257			150374 362960
N 88								
N 88 (FT-6)					27.36.257			150374 362960
NB - Serie								
NB 86 S (FT-6)					27.36.257			150374 362960
NB 88 S (FT-6)								
NL 10								
NL 10 S					27.34.008			
NL 10 AUS								
NL 10 BR								
NL 12								
NL 12 AUS					27.34.008			
NL 12 BR								
NL 12 S								
TF - Serie								
TF 10	01.79 -				27.36.160			1505184 1591736
TF 12	01.79 -							
TF 7	01.79 -							
TF 88	01.74 -							
TF 89	01.74 -							
TN - Serie								
TN 10					27.36.160			1505184 1591736
TN 12								
TN 7								
T - Serie								
T 10	01.79 -				27.36.160			1505184 1591736
T 12	01.79 -							
T 7	01.79 -							



	AEC						
	year of construction	model			Gerep number		information

Nkw / Bus

Mammoth Minor/Major uic	01.64 - 12.77			$\frac{1}{1}$	27.38.067			
Mandator/V8	01.64 - 12.77							
Marshall	01.64 - 12.77							
Marshall Major	01.64 - 12.77							
Mercury Monarch-Artics	01.64 - 12.77							
Militant III	01.66 - 12.76							
Ranger 4M4L/5M4L	01.66 - 12.77							
Ranger MS2L/MS4R	01.66 - 12.77							
Regal MK VI Single Deck	01.60 -							
Reliance Single Deck tilting driver's cab	01.54 -							
Routemaster Double Deck				$\frac{1}{1}$	27.33.207			

AYATS


Jupiter

JUPITER (Iveco-Chassis)				$\frac{0}{0}$	27.46.035			908 54 0798
-------------------------	--	--	---	---------------	-----------	--	--	-------------

BARKAS


B 1000 Bus (KB)

01.76 -

1.0	01.76 - 12.91			$\frac{1}{0}$				B3-200-150/50
1.3	01.76 - 12.91							B3-200-90/30


B 1000 Bus (KO)

04.67 - 01.76

1.0	04.67 - 12.91			$\frac{1}{0}$				B3-200-150/50 B3-200-90/30
-----	---------------	--	---	---------------	--	--	--	-------------------------------



BOMBARDIER

double decker bus









Double Decker				$\frac{1}{1}$	27.38.106			8.231.116.000 8.231.116.000 E 8.231.270.000 8.231.270.000 D 8.231.346.000
---------------	--	--	---	---------------	-----------	--	--	---

BOVA

Europa


Europa	01.83 - 12.85			$\frac{1}{1}$	27.38.106			
--------	---------------	--	---	---------------	-----------	--	--	--


Futura

Futura	01.82 - 12.87			$\frac{1}{1}$	27.43.157			406694 410554
				$\frac{1}{1}$	27.43.157			406694 410554
Futura Bova	01.88 - 12.90			$\frac{1}{1}$	27.43.157			406694 410554
				$\frac{1}{1}$	27.43.157			406694 410554

BRISTOL

Olympian

Olympian B45	10.80 -			$\frac{1}{1}$				
--------------	---------	--	---	---------------	--	--	--	--



CITROËN

	year of construction	model			Gerep number		information	original number
JUMPER Bus (230P) 02.94 - 04.02								
2.0	02.94 - 04.02							5202.J3
2.0 4x4	08.96 - 04.02							5206.P9
1.9 D	01.99 - 04.02							
1.9 TD, 66 kW	08.94 - 04.02							
1.9 TD, 68 kW	02.94 - 04.02							
1.9 TD 4x4	08.96 - 04.02							
2.5 D	08.94 - 04.02							
2.5 D 4x4	08.96 - 04.02							
2.5 TD	08.94 - 04.02							
2.5 TD 4x4	08.96 - 04.02							
2.5 TDi	12.96 - 11.00							
2.5 TDi 4x4	12.96 - 11.00							
2.8 HDi	09.00 - 04.02							
2.8 HDi 4x4	09.00 - 04.02							

DAF

Bus

MB 200					27.41.078			512582
					27.41.078			512582
MB 230 SB 2300 SBR 3000					27.43.161			271025 278249

City Bus

NATIONAL Single Deck City	10.71 -				27.43.171			1090155
					27.43.172		->08.1973	10927066
					27.43.172	④X	09.1973->	10927066

Olympian

B45 Double Seck Bus High Speed Coach	01.80 - 01.84 -						crossmember	HRK6306
Routemaster (AEC)					27.33.207			
Titan Double Deck Bus (B 15)	06.77 -							

Tiger

Royal Tiger	10.82 -				27.53.023			HRK5273
					27.53.023			HRK5273
Tiger 290 Coach (B 43)	01.80 -				27.53.023	④X		HRK5273
Tiger Coach	01.88 -				27.53.017			
					27.53.023	④X		HRK5273

DENNIS

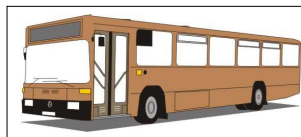
Dorchester

Dorchester Duple 425 Integral Coach	01.85 - 01.85 - 01.85 -							
---	-------------------------------	--	--	--	--	--	--	--

DRÖGMÖLLER

280 - 440

E 300 E 310 E 320 E 330 E 330 H E 420 E 430 E 440					27.43.190			
--	--	--	--	--	-----------	--	--	--



ENASA

year of construction	model			Gerep number		information	original number
5036 - 6420							
5036 S	08.83 -		$\frac{1}{1}$	27.43.190			792 500
				27.43.190			792 500
5231	01.87 -		$\frac{1}{1}$				
				27.43.202			796 480
6420	01.84 -		$\frac{1}{1}$	27.43.102			100 4876 81.43701.6572
				27.43.103			100 4877 81.43701.6578

EVOBUS

S 100...

S 100			$\frac{0}{0}$	27.51.003			8.231.078.000 8.231.106.000
-------	--	--	---------------	-----------	--	--	--------------------------------

S 100 - S 431

S 100 - S 431			$\frac{0}{0}$				8.231.233.000 8.231.233.000 D
---------------	--	--	---------------	--	--	--	----------------------------------

S 110...

S 110 -A			$\frac{0}{0}$	27.51.003		->Chass. 154297	8.231.078.000 8.231.106.000	
				27.41.117		Chass. 154298->	8.231.103.000 8.231.267.000 D	
				27.41.135		Chass. 154298->	8.231.204.000 8.231.268.000 D	
				27.38.106			Chass. 154298-> for wisbone steering axle	8.231.116.000 8.231.116.000 E 8.231.270.000 8.231.270.000 D 8.231.346.000 8.231.346.000.0
							Chass. 154298-> for wisbone steering axle	8.231.171.000 8.231.187.000
				27.38.107			Chass. 154298-> for wisbone steering axle	8.231.171.000 8.231.187.000
S 110 -H			$\frac{0}{0}$	27.51.003		->Chass. 154212	8.231.078.000 8.231.106.000	
				27.41.117		Chass. 154213->	8.231.103.000 8.231.267.000 D	
				27.41.135		Chass. 154213->	8.231.204.000 8.231.268.000 D	
				27.38.106			Chass. 154213-> for wisbone steering axle	8.231.116.000 8.231.116.000 E 8.231.270.000 8.231.270.000 D 8.231.346.000 8.231.346.000.0
							Chass. 154213-> for wisbone steering axle	8.231.171.000 8.231.187.000
				27.38.107			Chass. 154213-> for wisbone steering axle	8.231.171.000 8.231.187.000
S 110 -P			$\frac{0}{0}$	27.51.003		->Chass. 154800	8.231.078.000 8.231.106.000	
				27.41.117		Chass. 154801->	8.231.103.000 8.231.267.000 D	
				27.41.135		Chass. 154801->	8.231.204.000 8.231.268.000 D	
				27.38.106			Chass. 154801-> for wisbone steering axle	8.231.116.000 8.231.116.000 E 8.231.270.000 8.231.270.000 D 8.231.346.000 8.231.346.000.0
							Chass. 154801-> for wisbone steering axle	8.231.171.000 8.231.187.000
				27.38.107			Chass. 154801-> for wisbone steering axle	8.231.171.000 8.231.187.000




EVOBUS

year of construction	model			Gerep number		information	original number
----------------------	-------	--	--	--------------	--	-------------	-----------------

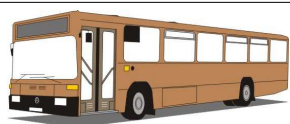
S 120...

S 120 -A		○	○	27.51.003		->Chass. 156374	8.231.078.000 8.231.106.000
				27.41.117		Chass. 156375->	8.231.103.000 8.231.267.000 D
				27.41.135		Chass. 156375->	8.231.204.000 8.231.268.000 D
		⊥	27.38.106	④X	Chass. 156375-> for wisbone steering axle	8.231.116.000 8.231.116.000 E 8.231.270.000 8.231.270.000 D 8.231.346.000 8.231.346.000.0	
			27.38.107	④X	Chass. 156375-> for wisbone steering axle	8.231.171.000 8.231.187.000	
S 120 -E		○	○	27.51.003		->Chass. 157510	8.231.078.000 8.231.106.000
				27.41.117		Chass. 157511->	8.231.103.000 8.231.267.000 D
				27.41.135		Chass. 157511->	8.231.204.000 8.231.268.000 D
		⊥	27.38.106	④X	Chass. 157511-> for wisbone steering axle	8.231.116.000 8.231.116.000 E 8.231.270.000 8.231.270.000 D 8.231.346.000 8.231.346.000.0	
			27.38.107	④X	Chass. 157511-> for wisbone steering axle	8.231.171.000 8.231.187.000	
S 120 -H		○	○	27.51.003		->Chass. 156282	8.231.078.000 8.231.106.000
				27.41.117		Chass. 156283->	8.231.103.000 8.231.267.000 D
				27.41.135		Chass. 156283->	8.231.204.000 8.231.268.000 D
		⊥	27.38.106	④X	Chass. 156283-> for wisbone steering axle	8.231.116.000 8.231.116.000 E 8.231.270.000 8.231.270.000 D 8.231.346.000 8.231.346.000.0	
			27.38.107	④X	Chass. 156283-> for wisbone steering axle	8.231.171.000 8.231.187.000	
S 120 -P		○	○	27.51.003		->Chass. 156910	8.231.078.000 8.231.106.000
				27.41.117		Chass. 156911->	8.231.103.000 8.231.267.000 D
				27.41.135		Chass. 156911->	8.231.204.000 8.231.268.000 D
		⊥	27.38.106	④X	Chass. 156911-> for wisbone steering axle	8.231.116.000 8.231.116.000 E 8.231.270.000 8.231.270.000 D 8.231.346.000 8.231.346.000.0	
			27.38.107	④X	Chass. 156911-> for wisbone steering axle	8.231.171.000 8.231.187.000	



EVOBUS

year of construction	model			Gerep number		information	original number
S 130 -E			o	27.51.003		->Chass. 159543	8.231.078.000 8.231.106.000
				27.41.117		Chass. 159544->	8.231.103.000 8.231.267.000 D
				27.41.135		Chass. 159544->	8.231.204.000 8.231.268.000 D
			1	27.38.106	ⓄX	Chass. 159544-> for wisbone steering axle	8.231.116.000 8.231.116.000 E 8.231.270.000 8.231.270.000 D 8.231.346.000 8.231.346.000.0
				27.38.107	ⓄX	Chass. 159544-> for wisbone steering axle	8.231.171.000 8.231.187.000
S 130 -HK			o	27.51.003		->Chass. 158514	8.231.078.000 8.231.106.000
				27.41.117		Chass. 158515->	8.231.103.000 8.231.267.000 D
				27.41.135		Chass. 158515->	8.231.204.000 8.231.268.000 D
			1	27.38.106	ⓄX	Chass. 158515-> for wisbone steering axle	8.231.116.000 8.231.116.000 E 8.231.270.000 8.231.270.000 D 8.231.346.000 8.231.346.000.0
				27.38.107	ⓄX	Chass. 158515-> for wisbone steering axle	8.231.171.000 8.231.187.000
S 130 -P			o	27.51.003		->Chass. 158920	8.231.078.000 8.231.106.000
				27.41.117		Chass. 158921->	8.231.103.000 8.231.267.000 D
				27.41.135		Chass. 158921->	8.231.204.000 8.231.268.000 D
			1	27.38.106	ⓄX	Chass. 158921-> for wisbone steering axle	8.231.116.000 8.231.116.000 E 8.231.270.000 8.231.270.000 D 8.231.346.000 8.231.346.000.0
				27.38.107	ⓄX	Chass. 158921-> for wisbone steering axle	8.231.171.000 8.231.187.000
S 130 -S			o	27.41.117			8.231.103.000 8.231.267.000 D
				27.41.135			8.231.204.000 8.231.268.000 D
			1	27.38.106	ⓄX	for wisbone steering axle	8.231.116.000 8.231.116.000 E 8.231.270.000 8.231.270.000 D 8.231.346.000 8.231.346.000.0
				27.38.107	ⓄX	for wisbone steering axle	8.231.171.000 8.231.187.000



EVOBUS

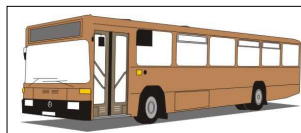
year of construction	model			Gerep number		information	original number
----------------------	-------	--	--	--------------	--	-------------	-----------------

S 140...

S 140 -E,ES S 140 -P				○	27.41.117			8.231.103.000 8.231.267.000 D
					27.41.135			8.231.204.000 8.231.268.000 D
				⊥	27.38.106	④X	for wisbone steering axle	8.231.116.000 8.231.116.000 E 8.231.270.000 8.231.270.000 D 8.231.346.000 8.231.346.000.0
					27.38.107	④X	for wisbone steering axle	8.231.171.000 8.231.187.000


S 150...

S 150 -E				○	27.51.003		->Chass. 161520	8.231.078.000 8.231.106.000
					27.41.117		Chass. 161521->	8.231.103.000 8.231.267.000 D
					27.41.135		Chass. 161521->	8.231.204.000 8.231.268.000 D
				⊥	27.38.106	④X	Chass. 161521-> for wisbone steering axle	8.231.116.000 8.231.116.000 E 8.231.270.000 8.231.270.000 D 8.231.346.000 8.231.346.000.0
					27.38.107	④X	Chass. 161521-> for wisbone steering axle	8.231.171.000 8.231.187.000
S 150 -H				○	27.51.003		->Chass. 160315	8.231.078.000 8.231.106.000
					27.41.117		Chass. 160316->	8.231.103.000 8.231.267.000 D
					27.41.135		Chass. 160316->	8.231.204.000 8.231.268.000 D
				⊥	27.38.106	④X	Chass. 160316-> for wisbone steering axle	8.231.116.000 8.231.116.000 E 8.231.270.000 8.231.270.000 D 8.231.346.000 8.231.346.000.0
					27.38.107	④X	Chass. 160316-> for wisbone steering axle	8.231.171.000 8.231.187.000
S 150 -P				○	27.51.003		->Chass. 160840	8.231.078.000 8.231.106.000
					27.41.117		Chass. 160841->	8.231.103.000 8.231.267.000 D
					27.41.135		Chass. 160841->	8.231.204.000 8.231.268.000 D
				⊥	27.38.106	④X	Chass. 160841-> for wisbone steering axle	8.231.116.000 8.231.116.000 E 8.231.270.000 8.231.270.000 D 8.231.346.000 8.231.346.000.0
					27.38.107	④X	Chass. 160841-> for wisbone steering axle	8.231.171.000 8.231.187.000



EVOBUS

year of construction	model			Gerep number		information	original number	
S 200...								
S 200			⊖	27.41.117			8.231.103.000 8.231.267.000 D	
				27.41.135			8.231.204.000 8.231.268.000 D	
				⊖	27.38.106			8.231.116.000 8.231.116.000 E 8.231.270.000 8.231.270.000 D 8.231.346.000 8.231.346.000.0
						27.38.107		
					27.41.093			8.231.205.000 D 8.231.213.000 D
S 208, S 208 H			⊖	27.36.036			8.231.206.000 D 8.231.215.000	
			⊖	27.41.117			8.231.103.000 8.231.267.000 D	
S 209 H,HD,HU			⊖	27.41.117			8.231.103.000 8.231.267.000 D	
				27.41.135			8.231.204.000 8.231.268.000 D	
				⊖	27.38.106	⊗X	for wisbone steering axle	8.231.116.000 8.231.116.000 E 8.231.270.000 8.231.270.000 D 8.231.346.000 8.231.346.000.0
						27.38.107	⊗X	for wisbone steering axle
					27.38.106	⊗X	for wisbone steering axle	8.231.116.000 8.231.116.000 E 8.231.270.000 8.231.270.000 D 8.231.346.000 8.231.346.000.0
S 210...								
S 210 H,HD,HU S 211 H,HD,HU S 212 H,HD,HU S 215 SL			⊖	27.41.117			8.231.103.000 8.231.267.000 D	
				27.41.135			8.231.204.000 8.231.268.000 D	
				⊖	27.38.106	⊗X	for wisbone steering axle	8.231.116.000 8.231.116.000 E 8.231.270.000 8.231.270.000 D 8.231.346.000 8.231.346.000.0
						27.38.107	⊗X	for wisbone steering axle
					27.41.135			8.231.204.000 8.231.268.000 D
S 213 H,HD,HU,HR S 214 H,HD,HU,HR S 215 H,HD,HU,HR S 215 UL			⊖	27.38.106	⊗X	for wisbone steering axle	8.231.116.000 8.231.116.000 E 8.231.270.000 8.231.270.000 D 8.231.346.000 8.231.346.000.0	
				27.38.107	⊗X	for wisbone steering axle	8.231.171.000 8.231.187.000	
			27.41.135			8.231.204.000 8.231.268.000 D		
S 215 HDH			⊖	27.41.135			8.231.204.000 8.231.268.000 D	
S 215 NR			⊖				8.231.359.000	
S 215 HUL			⊖	27.41.135			8.231.204.000 8.231.268.000 D	
				27.38.106	⊗X		8.231.116.000 8.231.116.000 E 8.231.270.000 8.231.270.000 D 8.231.346.000 8.231.346.000.0	



EOBUS

year of construction	model			Gerep number		information	original number
----------------------	-------	--	--	--------------	--	-------------	-----------------

S 210...

S 216 H,HDS				○	27.41.135		->Chass. 025	8.231.204.000 8.231.268.000 D
				○	27.41.218		Chass. 026->	8.231.220.000 8.231.269.000 D 8.231.367.000.0
				⊥	27.38.106	④x	for wisbone steering axle	8.231.116.000 8.231.116.000 E 8.231.270.000 8.231.270.000 D 8.231.346.000 8.231.346.000.0
					27.38.107	④x	for wisbone steering axle	8.231.171.000 8.231.187.000
S 217 HDH				○	27.41.265			8.231.322.000 8.231.345.000
				⊥	27.38.104			8.231.342.000 8.231.342.000.0

S 220...

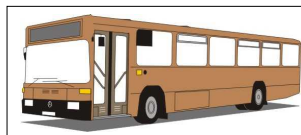
S 228 DT				○	27.41.218			8.231.220.000 8.231.269.000 D 8.231.367.000.0
				⊥	27.38.106	④x	for wisbone steering axle	8.231.116.000 8.231.116.000 E 8.231.270.000 8.231.270.000 D 8.231.346.000 8.231.346.000.0
				27.38.107	④x	for wisbone steering axle	8.231.171.000 8.231.187.000	

S 300...

S 300 NC				⊥				8.231.349.000
S 300 NL				○				501317439 8.252.054.236
S 309 HD				○	27.41.265			8.231.322.000 8.231.345.000

S 310...

S 312 HD S 315 HDH-BS				○	27.41.265			8.231.322.000 8.231.345.000
				○	27.41.265			8.231.322.000 8.231.345.000
S 315 GT-HD				⊥	27.38.034			627 323 00 00 8.231.323.000 D 8.231.348.000
								627 326 01 00 8.231.347.000
S 315 HDH				○	27.41.265			8.231.322.000 8.231.345.000
				⊥	27.38.034			8.231.323.000 D 8.231.348.000
S 315 NF				○	27.31.383			8.231.365.000 8.231.372.000
				⊥			eye-diameter: 40 mm	8.231.366.000 8.231.366.000.0
						eye-diameter: 50 mm	8.231.368.000	
S 315 UL/H/GT				○	27.41.265			8.231.322.000 8.231.345.000
				⊥				627 326 01 00 8.231.347.000
S 317 HDH				○	27.41.265			8.231.322.000 8.231.345.000
				⊥	27.38.104			8.231.342.000 8.231.342.000.0



EVOBUS

	year of construction	model			Gerep number		information	original number
--	----------------------	-------	--	--	--------------	--	-------------	-----------------

S 310...

S 319 NF					27.31.383			8.231.365.000
								8.231.372.000
							eye-diameter: 40 mm	8.231.366.000 8.231.366.000.0

S 320...

S 328 DT					27.38.104			8.231.343.000
								8.231.343.000.0
								8.231.342.000 8.231.342.000.0

SG 165...

SG 165					27.51.092			8.224.000.052.0
--------	--	--	--	--	-----------	--	--	-----------------

SG 175...

SG 175					27.51.092			8.224.000.052.0
					27.41.002			8.231.039.000 8.231.194.000

SG 180...

SG 180					27.51.092			8.224.000.052.0
					27.41.117			8.231.103.000 8.231.267.000 D
					27.41.135			8.231.204.000 8.231.268.000 D
					27.38.106			8.231.116.000 8.231.116.000 E 8.231.270.000 8.231.270.000 D 8.231.346.000 8.231.346.000.0
					27.41.002			8.231.039.000 8.231.194.000
					27.38.107			8.231.171.000 8.231.187.000

SG 219...

SG 219 SL					27.51.092			8.224.000.052.0
								8.231.352.000.0

SG 220...

SG 220 UL					27.51.092			8.224.000.052.0
-----------	--	--	--	--	-----------	--	--	-----------------

SG 221...

SG 221 HDS					27.51.092			8.224.000.052.0
SG 221 UL								8.231.353.000.0
								8.231.352.000.0

FIAT

50-Serie

AI Bus								8555803 8559478 8559985 8561470 8562478 8563236
--------	--	--	--	--	--	--	--	--

320-Serie

329 A								8555803 8559478 8559985 8561470 8562478 8563236
-------	--	--	--	--	--	--	--	--



FIAT

year of construction	model			Gerep number		information	original number
----------------------	-------	--	--	--------------	--	-------------	-----------------

370-Serie

370							4691965 4854638
-----	--	--	--	--	--	--	--------------------

DUCATO Bus (230) 03.94 - 04.02

2.0 Panorama/Combinato	03.94 - 04.02						1317926080
1.9 D	04.98 - 04.02						1312333080
1.9 TD	04.98 - 04.02						
1.9 D Combinato	06.95 - 04.02						
1.9 TD Combinato	08.94 - 04.02						
1.9 TD Panorama/Combinato	03.94 - 04.02						
2.0 JTD	10.01 - 04.02						
2.5 D Combinato	08.94 - 04.02						
2.5 TDI Panorama/Combinato, 80 kW	07.94 - 04.02						
2.5 TDI Combinato	08.94 - 04.02						
2.5 TDI Panorama/Combinato, 85 kW	03.94 - 04.02						
2.5 TDI 4x4	04.97 - 04.02						
2.8 D	02.98 - 04.02						
2.8 TDI	10.97 - 04.02						
2.8 TDI 4x4	07.99 - 04.02						
2.8 JTD	11.00 - 04.02						
2.8 JTD 4x4	11.00 - 04.02						

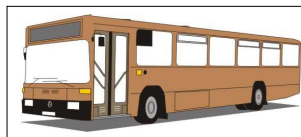
FORD

TRANSIT Bus (72E, 73E) 11.65 - 09.78

1.5 900 (7200)	11.65 - 08.69	100L,130,150, 175,190			27.21.152		1 502 194
1.5 900 (7300)	11.65 - 05.73						
1.5 1100 (72000)	11.65 - 07.71	75, 115, 100, 125			27.21.003		5 001 820
1.5 1000 (72E2A)	12.68 - 05.73						
1.7 900 (7300)	02.71 - 06.71						1 476 577
1.7 1000 (72E2A)	01.71 - 05.73						1 476 578
1.7 1300 (820000)	01.66 - 05.73						1 499 291
1.7 (72E3C)	01.71 - 05.73						1 502 211
1.7 FT 100 (72E2A)	04.71 - 03.78						6 059 133
2.3 FT 100 (72E2X)	11.71 - 09.78						

TRANSIT Bus (E_ _) 01.91 - 07.94

2.0	09.91 - 09.94	100L,120L,130 150, 150L 150S,190L					5 025 618
		80,100,115 120,190,EF,L					5 025 617 5 025 620 5 029 871 6 700 775 7 355 381
							5 029 866 5 029 867
2.0 i (EBL, EDL, EGL, ESS, EUS)	09.91 - 07.94	100L,130,150 150L,150S,190L					5 025 618
2.9 i	01.91 -	80,100,115					5 025 617
2.5 DI (EBS, EDS, EDL, ESS, EUS)	08.91 - 07.94	120,190					5 025 620 5 029 871 6 700 775 7 355 381
2.5 DI (EBS, EDS, EGL, ESS, EUS)	09.91 - 07.94						6 700 775 7 355 381
2.5 TD (EBS, EBL, ECL, EDS, EDL, ESS, EUS)	10.92 - 07.94						5 029 866 5 029 867
2.5 TD (ECL, EDS, EDL, EGL, ESS, EUS)	09.91 - 07.94						



FORD

year of construction	model			Gerep number		information	original number
TRANSIT Bus (E_ _) 06.94 - 07.00							
2.0 (EBL, EBS, ECL, EDS, EDL, EGL, ESS, ESL, EUS)	09.95 - 03.00	100L,120L,130 150,150L,150S					5 025 618
2.0 CNG	06.94 - 03.00	80,100,115					5 025 617
2.9 i V6	08.94 -	115L,120					5 025 620
2.5 DI (EBL, EDS, ESL, ESS, EUS)	08.94 - 03.00	190,EF					5 029 871
2.5 TD (EB_ , ED_ , ES_)	08.94 - 06.00						6 700 775
2.5 DI (EBL, ECL, EDS, EDL)	07.94 - 03.00						7 355 381
2.5 TD (EBL, EDL, EDS, EGL, ESL, ESS, EUS)	01.95 - 03.00						5 029 866
2.5 TD (ECL, EDL, EDS, ESL, ESS, EUS)	07.94 - 03.00						5 029 867
2.5 DI (EBL, EDL, EDS, ESL, ESS)	08.97 - 03.00						

TRANSIT Bus (FD_Y, FB_Y, FS_Y, FZ_Y, FC_Y) 01.00 -

2.3 16V (F_BY,F_CY,F_AY)	04.01 -						1C15-18045-CF
							1C15-18045-CG
						liquird gas (LPG)	1C15-18080-GA
							YC15-18080-FG
							2C11-18080-AA
							YC15-18080-SA
2.0 DI (F_EY, F_FY, F_GY), 55 kW	08.00 -						1C15-18045-CF
2.0 DI (F_EY, F_FY, F_GY), 63 kW	08.00 -						1C15-18045-CG
2.0 DI (F_EY, F_FY, F_GY), 74 kW	08.00 -						
2.0 TDCi (F_EY, F_FY, F_GY)	08.02 -						
2.4 DI (F_BY, F_CY)	01.00 -						1C15-18045-CF
2.4 DI (F_BY, F_CY, F_AY), 66 kW	01.00 -						1C15-18045-CG
2.4 DI (F_BY, F_CY, F_AY), 88 kW	01.00 -						1C15-18080-GA
2.4 TDE (F_CY, F_BY, F_AY)	07.01 -						YC15-18080-FG

TRANSIT Bus (T_ _)


 11.85 - 09.92

1.6 (TBL, TES)	12.85 - 01.89	100L,130,150,			27.12.009		5 014 340
	12.85 - 01.89	175,190					5 016 024
		80,100,115, 120					
							5 016 021
2.0 (TBS, TCL, TCS, TEL, TES)	11.85 - 09.92	100L,130,150,				07.1991->	5 025 618
2.0 (TBS, TCL, TCS) KAT	12.85 - 09.92	150L					
2.5 D (TBS, TEL, TES)	09.88 - 09.92	150S,190L					
		100L,130,150, 175,190			27.12.009	->06.1991	5 014 340
							->06.1991
		80,100,115, 120				->06.1991	
							->06.1991
		80,100,115, 120,190				07.1991->	5 025 617
							5 025 620
							5 029 871
							6 700 775
							7 355 381
						07.1991->	5 029 866
							5 029 867

IKARUS

100 - 542

211	01.65 -				27.36.034		
					27.36.034		







IKARUS

year of construction	model			Gerep number		information	original number
100 - 542							
250			$\frac{1}{1}$	27.48.087			62-010501
256			$\frac{1}{1}$	27.48.087			62010
260			$\frac{1}{1}$	27.48.087			62-010501
CR 160			$\frac{1}{1}$	27.48.087			62010
280			$\frac{1}{1}$	27.48.087			62-010501
280 T			$\frac{1}{1}$	27.48.087			62010
			$\frac{1}{1}$	27.48.087			62-010501
			$\frac{1}{1}$	27.48.087			62010
400			$\frac{1}{1}$	27.43.266			62-010501
			$\frac{1}{1}$	27.43.266			62010





IVECO

315...							
315 S			$\frac{1}{1}$				500304634 9319 5072
316...							
316 S			$\frac{1}{1}$				500304634 9319 5072
350...							
350			$\frac{0}{0}$				4691965 4854638
370...							
370			$\frac{0}{0}$				4691965 4854638
A 55... - A 90...							
A 55-10			$\frac{0}{0}$				4726933
A 55-13			$\frac{0}{0}$				4750776
A 60-10			$\frac{0}{0}$				4829308
A 70-12			$\frac{0}{0}$				
A 90-13			$\frac{0}{0}$				
A 90-14			$\frac{0}{0}$				
Bus							
SH 160			$\frac{0}{0}$				4201 2176
393.35 My Way			$\frac{0}{0}$	27.31.404			9943 2849 9946 9860
			$\frac{0}{0}$	27.31.405			9943 2850 9946 9861
470 SH 105			$\frac{1}{1}$	27.38.073			4200 4279
470 SH 120			$\frac{1}{1}$	27.38.073			
Daily 40...							
A 40-10, 2499 ccm	01.91 - 12.96		$\frac{0}{0}$	27.21.335			9382 6662
A 40-10, 2798 ccm	09.96 -		$\frac{0}{0}$	27.21.461			4835 372
A 40-12	05.96 -		$\frac{0}{0}$	27.21.461			



Eurorider							
26			$\frac{0}{0}$	27.31.386			9943 2852
26 A			$\frac{0}{0}$	27.31.386			9946 9833
31			$\frac{0}{0}$	27.31.386			9943 2853 9946 9838
29			$\frac{0}{0}$	27.31.386			9943 2852 9946 9833
29 A			$\frac{0}{0}$	27.31.386			9943 2849 9946 9860
35			$\frac{0}{0}$	27.31.404			9943 2849 9946 9860
35 A			$\frac{0}{0}$	27.31.404			9943 2853 9946 9838
38			$\frac{0}{0}$	27.31.405			9943 2850 9946 9861

	IVECO						
	year of construction	model			Gerep number		information

Eurorider




43					27.31.404			9943 2849
					27.31.405			9946 9860
								9943 2850
								9946 9861

Zeta 01.79 - 12.92





















A 70 - 14	05.88 - 12.92							4726933 4750776 4829308
-----------	---------------	--	---	---	--	--	--	-------------------------------

MAGIRUS-DEUTZ

260...





260 R 106								
260 R 109								

Bus





370.10 .24/25						⊗X	wheelbase of [mm]: 5600	0471 0675
370.12 .24/25						⊗X	wheelbase up to [mm]: 6290	
370.12 .25 L								0469 1965
370.12 .30								
370.12 .35/40								
370.24 /25								
370.25 L								
370.30								
M 2000 R 119								
E 120 VÖV					27.48.010			0250 6814
M 160 L81, R81F	10.80 - 10.80 -				27.38.191			4182 3029
M 160 R81					27.38.191			4182 3031
M 160 L81F	10.80 -				27.38.191			4182 3029
								4182 3031
M 170 L 100, R 100, TR 100					27.33.043			0247 1243
M 170 L 120, R 120								0247 1244
M 176 L 100, R 100, TR 100								0247 1284
M 200 L 100, R 100, TR 100								
M 200 R 120, TR 120								
M 210 L 117								
M 230 L 117, L 120, R 120, TR 120								
M 230 T 117								
M 232 L 120, R 120, TR 120								
M 170 SH 110, M 176, SH 110					27.43.031			0245 1466
M 176 SH 110								0245 1467
M 180 SH 110 U								
M 200 SH 110,SH 110 U								
M 230 SH 110								
M 260 L 117								
					27.43.031			0245 1466
					27.33.043			0245 1467
								0247 1243
								0247 1244
								0247 1284


MAN

10 ...

10.136 HOCL,HOCL		469			27.33.343			81.43701.6643
10.150 HOCL,HOCL								
10.180 HOCL,HOCL								81.43701.6610

11 ...

11.192 HOCL,HOCL		469			27.33.343			81.43701.6643
								
								81.43701.6610



MAN

year of construction	model			Gerep number		information	original number
----------------------	-------	--	--	--------------	--	-------------	-----------------

12 ...

12.220 HOCL-NL-CKD	08.01 -	A80			27.43.223			81.43701.6670
								81.43701.6713
12.220 HOCL/R-SR	02.02 -	A77			27.31.364	->06.2003		81.43701.6610
								81.43701.6885
12.220 HOCL/R	01.98 -	A66			27.43.223			81.43701.6610
								81.43701.6670
					27.45.039			81.43701.6713
					27.45.039			81.43701.6791

13 ...

13.210 HOCL/R 13.220 HOCL/R 13.230 HOCL/R	07.94 - 07.94 - 07.94 -	A53			27.33.343			81.43701.6643
								81.43701.6716
								81.43701.6791
13.220 HOCL-SKD	02.01 -	A52			27.45.039			81.43701.6643
								81.43701.6716
								81.43701.6716
					27.33.343			81.43701.6643
					27.33.343			81.43701.6716

14 ...

14.280 HOCL/R	04.01 -	A67			27.31.364		->06.2003	81.43701.6885
14.220 HOCL/R	01.98 -	A66			27.43.223			81.43701.6670
								81.43701.6713
					27.45.039			81.43701.6791

15 ...

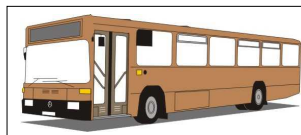
15.168 HOC					27.36.104			81.43701.6211
15.168 HOC-SKD								81.43701.6503
15.200 FOC					27.36.045			81.43701.6255
								81.43701.6426

16 ...

16.240 FOCR					27.36.045			81.43701.6255
								81.43701.6426
					27.38.064			81.43701.6428
16.240 HOC 16.280 HOC 16.290 HOC	01.79 - 08.96 01.79 - 08.96 01.79 - 08.96	471			27.36.139		01.1985->	81.43701.6311
								81.43701.6425
16.240 HOCL/R 16.280 HOCL/R 16.290 HOCL/R 16.360 HOCL/R 16.372 HOCL/R	02.79 - 08.96 02.79 - 08.96 02.79 - 08.96 02.79 - 08.96 02.79 - 08.96	470			27.45.005		03.1990->	81.43701.6418
								81.43701.6677
								81.43701.6734
					27.45.001		03.1985->	81.43701.6177
					27.45.014		03.1990->	81.43701.6359
								81.43701.6419
					27.45.002		81.43701.6676	
						country construction: Spain	81.43701.6735	
							81.43701.6406	
16.240 HOCL/R 16.290 HOCL/R 16.370 HOCL/R	04.89 - 04.89 - 04.89 -	754						81.43701.6677
								81.43701.6734
								81.43701.6676
								81.43701.6735

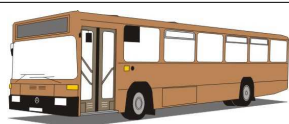
18 ...

18.230 HOCL/R 18.250 HOCL/R		A64			27.48.054			81.43701.6705
								④X



MAN

	year of construction	model			Gerep number		information	original number		
18 ...										
18.310 HOCL/R 18.350 HOCL/R 18.370 HOCL/R 18.400 HOCL/R 18.420 HOCL/R 18.460 HOCL/R	01.92 - 01.92 - 01.92 - 01.92 - 01.92 - 01.92 -	A51		$\frac{1}{T}$	27.48.091		->03.2000	81.43701.6785 81.43701.6856 81.43701.6923 81.43701.6940		
							04.2000->	81.43701.6900		
								81.43701.6893		
					27.48.054			81.43701.6705		
								81.43701.6767		
							$\frac{1}{T}$	27.38.141		
							81.43701.6706			
18.310 HOCL/R-SKD	01.95 -	A55		$\frac{1}{T}$				81.43701.6893		
								81.43701.6900		
								81.43701.6767		
						$\frac{1}{T}$				81.43701.6706
			27.38.141				81.43701.6787 81.43701.6830 81.43701.6892 81.43701.6924			
18.313 HOCL/R-SKD 18.350 HOCL/R-SKD 18.370 HOCL/R-SKD 18.400 HOCL/R-SKD 18.420 HOCL/R-SKD	01.95 - 01.95 - 01.95 - 01.95 - 01.95 -	A55		$\frac{1}{T}$				81.43701.6893		
								81.43701.6767		
						$\frac{1}{T}$				81.43701.6706
							27.38.141			81.43701.6787 81.43701.6830 81.43701.6892 81.43701.6924
24 ...										
24.310 HOCLNR/NL-DD 24.350 HOCLNR/NL-DD	06.97 - 07.02 06.97 - 07.02	A59		$\frac{1}{T}$			04.1998->	81.43701.6893		
						$\frac{1}{T}$			->03.1998	81.43701.6706
								->03.1998	81.43701.6767	
								04.1998->	81.43701.6893	
							27.38.045		04.1998->	81.43701.6672 81.43701.6714
24.350 HOCLN 24.400 HOCLN	01.97 - 01.97 -	A54		$\frac{1}{T}$				81.43701.6893		
							27.43.107		81.43701.6607	
								81.43701.6767		
						$\frac{1}{T}$			81.43701.6767	
							81.43701.6706			
263										
263 H	01.85 -	882		$\frac{1}{T}$	27.43.102			81.43701.6550 81.43701.6572		
						$\frac{1}{T}$	27.43.103		81.43701.6450 81.43701.6573 81.43701.6578	
292										
292 F	01.86 -	881		$\frac{1}{T}$	27.43.102			81.43701.6550 81.43701.6572		
						$\frac{1}{T}$	27.43.103		81.43701.6450 81.43701.6573 81.43701.6578	
332										
332 H 332 HF	01.85 - 01.85 -	882 883		$\frac{1}{T}$	27.43.102			81.43701.6550 81.43701.6572		
						$\frac{1}{T}$	27.43.103		81.43701.6450 81.43701.6573 81.43701.6578	



MAN

year of construction	model			Gerep number		information	original number
----------------------	-------	--	--	--------------	--	-------------	-----------------

362

362 HF	01.85 -	883		$\frac{1}{T}$	27.43.102		81.43701.6550 81.43701.6572
				$\frac{1}{T}$	27.43.103		81.43701.6450 81.43701.6573 81.43701.6578

750

750 750 HO-SL 750 HO-Ü 11 R 750 HO-Ü 11 R 750 HO-Ü/R 11 F	01.61 - 01.61 -			$\frac{1}{T}$	27.41.167		81.43701.6079 81.43701.6527
	02.71 - 04.73 -			$\frac{1}{T}$	27.41.167		81.43701.6079 81.43701.6527
750 HO-M 11 A 750 HO-M 12 A				$\frac{1}{T}$	27.41.167		81.43701.6079 81.43701.6527
				$\frac{1}{T}$	27.41.167		81.43701.6079 81.43701.6527

EL

01.93 - 01.01

EL 202,EL 222 EL 202,EL 262	01.93 - 06.97 04.94 - 06.97	A12		$\frac{1}{T}$	27.43.223		81.43701.6670 81.43701.6713
				$\frac{1}{T}$	27.38.045		81.43701.6672 81.43701.6714
EL 262	07.98 -	A12		$\frac{1}{T}$	27.43.223		81.43701.6670 81.43701.6713
				$\frac{1}{T}$	27.38.045		81.43701.6672 81.43701.6714

G 90

09.87 - 05.95

8.136 FOC,FOCR 9.136 FOC,FOCR	09.87 -	L05		$\frac{1}{T}$	27.23.007		81.43701.6354 81.43701.6392 81.43701.6410
				$\frac{1}{T}$	27.36.076		81.43701.6338 81.43701.6452

LION'S STAR

03.91 -

FRH 322 FRH 422	01.93 - 09.96	A03		$\frac{1}{T}$	27.48.091		81.43701.6785 81.43701.6856 81.43701.6923 81.43701.6940
				$\frac{1}{T}$	27.38.141		81.43701.6787 81.43701.6830 81.43701.6892 81.43701.6924

N

03.02 -

N 4516 Centro-E	03.02 -	486		$\frac{1}{T}$			81.43701.6880
				$\frac{1}{T}$			81.43701.6878

NG



































08.92 -


NG 262,NG 263 NG 312,NG 313	07.98 - 07.98 -	A23		$\frac{1}{T}$			81.43701.6880
				$\frac{1}{T}$			81.43701.6882
				$\frac{1}{T}$			81.43701.6882
NG 272 NG 312	01.89 -	896 A19		$\frac{1}{T}$	27.43.223		81.43701.6670 81.43701.6713
				$\frac{1}{T}$	27.38.045		81.43701.6672 81.43701.6714
				$\frac{1}{T}$	27.38.212		81.43701.6715

NL

09.88 -

NL 202	09.89 - 04.94	895		$\frac{1}{T}$	27.43.223		81.43701.6670 81.43701.6713
				$\frac{1}{T}$	27.38.045		81.43701.6672 81.43701.6714
NL 202,NL 222,NL 223 NL 202,NL 262,NL 263	08.92 - 04.91 -	A10		$\frac{1}{T}$	27.43.223		81.43701.6670 81.43701.6713
				$\frac{1}{T}$	27.38.045		81.43701.6672 81.43701.6714

		MAN										
		year of construction	model			Gerep number		information	original number			
NL		<i>09.88 -</i>										
NL 262	06.97 -	A10		$\frac{1}{1}$	27.43.223			81.43701.6670 81.43701.6713				
NL 262,NL 263	07.98 -	A10		$\frac{1}{1}$	27.43.223			81.43701.6670 81.43701.6713				
NM		<i>08.87 -</i>										
NM 152	04.92 - 03.97	A05		$\frac{1}{1}$	27.43.223		->04.1993	81.43701.6670 81.43701.6713				
				$\frac{1}{1}$	27.43.223		->04.1993	81.43701.6670 81.43701.6713				
NMT												
NMT 222 M10	04.98 -	J30		$\frac{1}{1}$	27.43.223			81.43701.6670 81.43701.6713				
				$\frac{1}{1}$	27.45.039			81.43701.6791				
NÜ		<i>03.96</i>										
NÜ 223	09.96 -	A20		$\frac{1}{1}$	27.43.223			81.43701.6880				
NÜ 263, 9973 ccm	09.96 - 07.98									81.43701.6670 81.43701.6713		
								$\frac{1}{1}$	27.38.045		->06.1997	81.43701.6672 81.43701.6714
											07.1997->	81.43701.6878
							07.1997->	81.43701.6878				
NÜ 263, 6871 ccm NÜ 263, 11967 ccm NÜ 313	07.98 - 07.98 - 07.98 -	A20		$\frac{1}{1}$	27.43.223			81.43701.6880 81.43701.6670 81.43701.6713				
				$\frac{1}{1}$				81.43701.6878				
								81.43701.6878				
R		<i>05.85 - 01.93</i>										
R 292,FR 292,FRH 292	05.85 - 01.93	880 882		$\frac{1}{1}$	27.43.102			81.43701.6550 81.43701.6572				
				$\frac{1}{1}$	27.43.103			81.43701.6450 81.43701.6573 81.43701.6578				
RUE ...												
RUE 240 RUE 280	01.80 - 01.80 -	597		$\frac{1}{1}$	27.43.102			81.43701.6550 81.43701.6572				
				$\frac{1}{1}$	27.43.103			81.43701.6450 81.43701.6573 81.43701.6578				
S												
S 80				$\frac{1}{1}$	27.43.102			81.43701.6550 81.43701.6572				
				$\frac{1}{1}$	27.43.142			81.43701.6330 81.43701.6334				
					27.43.103			81.43701.6450 81.43701.6573 81.43701.6578				
SG		<i>09.72 -</i>										
SG 192	01.70 - 12.81	187		$\frac{1}{1}$	27.41.167			81.43701.6079 81.43701.6527				
				$\frac{1}{1}$	27.41.167			81.43701.6079 81.43701.6527				
SG 220 SG 220, 147 kW	05.80 - 01.85	194, 297		$\frac{1}{1}$	27.43.048			81.43701.6266 81.43701.6543				
					27.43.102			81.43701.6550 81.43701.6572				
				$\frac{1}{1}$	27.43.048			81.43701.6266 81.43701.6543				
					27.43.102			81.43701.6550 81.43701.6572				



MAN

year of construction

model



Gerep number



information

original number

SG

09.72 -

SG 220 FR SKD	01.80 - 12.86	781		$\frac{1}{1}$	27.43.102			81.43701.6550 81.43701.6572		
				$\frac{1}{1}$	27.43.102	oo		81.43701.6550 81.43701.6572		
SG 220 SKD		283		$\frac{1}{1}$	27.43.048			81.43701.6266 81.43701.6543		
					27.43.102			81.43701.6550 81.43701.6572		
				$\frac{1}{1}$	27.43.048	oo		81.43701.6266 81.43701.6543		
					27.43.102	oo		81.43701.6550 81.43701.6572		
		799		$\frac{1}{1}$	27.43.102			country construction: Turkey	81.43701.6550 81.43701.6572	
					27.43.107				81.43701.6607	
				$\frac{1}{1}$	27.43.102	oo		country construction: Turkey	81.43701.6550 81.43701.6572	
					27.43.107	oo			81.43701.6607	
SG 220,SG 240 HÜ,SG 242 H	05.80 - 01.86	194		$\frac{1}{1}$	27.43.048			81.43701.6266 81.43701.6543		
					27.43.102			81.43701.6550 81.43701.6572		
				$\frac{1}{1}$	27.43.048	oo		81.43701.6266 81.43701.6543		
					27.43.102	oo		81.43701.6550 81.43701.6572		
			593		$\frac{1}{1}$	27.43.102				81.43701.6550 81.43701.6572
					$\frac{1}{1}$	27.43.142				81.43701.6330 81.43701.6334
					27.43.102	oo			81.43701.6550 81.43701.6572	
		795		$\frac{1}{1}$	27.43.217			07.1984 - 06.1985	81.43701.6162 81.43701.6409	
					27.43.102			07.1985->	81.43701.6550 81.43701.6572	
				$\frac{1}{1}$	27.43.217	oo		07.1984 - 06.1985	81.43701.6162 81.43701.6409	
					27.43.103			07.1985 - 09.1985	81.43701.6450 81.43701.6573 81.43701.6578	
					27.43.102	oo		07.1985->	81.43701.6550 81.43701.6572	
					27.43.106			10.1985->	81.43701.6574	



MAN

	year of construction	model			Gerep number		information	original number		
SG	09.72 -									
SG 240 H,SG 242,SG 242 H	09.85 - 04.94	593		$\frac{1}{1}$	27.43.102			81.43701.6550 81.43701.6572		
				$\frac{1}{1}$	27.43.142			81.43701.6330 81.43701.6334		
					27.43.102	⊙⊙		81.43701.6550 81.43701.6572		
		793		$\frac{1}{1}$	27.43.217		comfort model	81.43701.6162 81.43701.6409		
					27.43.102			81.43701.6550 81.43701.6572		
				$\frac{1}{1}$	27.43.103			81.43701.6450 81.43701.6573 81.43701.6578		
					27.43.106	⊙⊙		81.43701.6574		
					27.43.142		comfort model	81.43701.6330 81.43701.6334		
					27.43.102	⊙⊙	comfort model	81.43701.6550 81.43701.6572		
		795		$\frac{1}{1}$	27.43.102		->03.1990	81.43701.6550 81.43701.6572		
				$\frac{1}{1}$	27.43.106		->03.1990	81.43701.6574		
					27.43.102	⊙⊙	->04.1987	81.43701.6550 81.43701.6572		
						⊙⊙	05.1987 - 03.1990	81.43701.6606		
		SG 240 H,SG 292 H	11.84 - 09.89	593		$\frac{1}{1}$	27.43.102			81.43701.6550 81.43701.6572
						$\frac{1}{1}$	27.43.142			81.43701.6330 81.43701.6334
					27.43.102	⊙⊙		81.43701.6550 81.43701.6572		
795				$\frac{1}{1}$	27.43.102			81.43701.6550 81.43701.6572		
				$\frac{1}{1}$	27.43.102	⊙⊙	->04.1987	81.43701.6550 81.43701.6572		
						⊙⊙	05.1987->	81.43701.6606		
SG 240 HF	01.83 -	790		$\frac{1}{1}$	27.43.102			81.43701.6550 81.43701.6572		
				$\frac{1}{1}$	27.43.106			81.43701.6574		
SG 240 HÜ	09.81 - 01.86	593		$\frac{1}{1}$	27.43.102			81.43701.6550 81.43701.6572		
				$\frac{1}{1}$	27.43.142			81.43701.6330 81.43701.6334		
					27.43.102	⊙⊙		81.43701.6550 81.43701.6572		
SG 242 F SG 242,SG 292 SG 292 F SG 312,SG 322	01.85 - 09.85 - 04.94 01.87 - 02.94 - 06.97	793, 890		$\frac{1}{1}$	27.43.217		comfort model	81.43701.6162 81.43701.6409		
					27.43.102			81.43701.6550 81.43701.6572		
				$\frac{1}{1}$	27.43.103			81.43701.6450 81.43701.6573 81.43701.6578		
					27.43.106	⊙⊙		81.43701.6574		
					27.43.142		comfort model	81.43701.6330 81.43701.6334		
					27.43.102	⊙⊙	comfort model	81.43701.6550 81.43701.6572		
SG 242 H		790		$\frac{1}{1}$	27.43.102			81.43701.6550 81.43701.6572		
				$\frac{1}{1}$	27.43.102	⊙⊙	->05.1987 comfort model	81.43701.6550 81.43701.6572		
					27.43.106		->06.1985	81.43701.6574		
					27.43.103		07.1985->	81.43701.6450 81.43701.6573 81.43701.6578		



MAN

year of construction	model			Gerep number		information	original number
----------------------	-------	--	--	--------------	--	-------------	-----------------

SG






















09.72 -

SG 280 H	01.80 - 12.87	593			27.43.217		comfort model	81.43701.6162
					27.43.102			81.43701.6409
					27.43.142	oo	81.43701.6550	
					27.43.102		81.43701.6572	
							81.43701.6606	
SG 280 HF	05.86 - 03.88	790			27.43.102		81.43701.6330	
					27.43.106		81.43701.6334	
		886			27.43.102	oo	81.43701.6550	
					27.43.106		81.43701.6572	
SG 282 H	07.84 -	795			27.43.217		->06.1985	81.43701.6162
					27.43.102		07.1985 - 03.1990	81.43701.6409
					27.43.102		81.43701.6550	
					27.43.217	oo	->06.1985	81.43701.6572
							81.43701.6162	
							81.43701.6409	
					27.43.102		oo	05.1987 - 03.1990
	oo	07.1985 - 04.1987	81.43701.6550					
27.43.103		07.1985 - 09.1985	81.43701.6572					
27.43.106		07.1985 - 09.1985	81.43701.6450					
		10.1985 - 03.1990	81.43701.6573					
			81.43701.6578					
			81.43701.6578					
			81.43701.6578					

SL

06.72 - 04.87




















SL 40 FT SL 40 FT -USA	01.87 - 01.84 -	892			27.43.102		81.43701.6550
					27.43.108		81.43701.6572
SL 184 SL 200 FR	02.75 -				27.43.217		81.43701.6621
					27.43.102		81.43701.6162
					27.38.067		81.43701.6409
SL 192	07.68 -			o	27.41.167		81.43701.6550
							81.43701.6572
SL 200, 147-150 kW SL 200, 177 kW, 11413 ccm SL 200, 177 kW, 11967 ccm	05.80 - 04.87 05.80 - 01.86 01.86 - 04.87	192			27.43.217		81.43701.6149
					27.43.102		81.43701.6528
					27.38.067		81.43701.6162
					27.43.142		81.43701.6409
					27.43.103		81.43701.6550
SL 200 BVG	01.83 -				27.38.067		81.43701.6572
							81.43701.6330
SL 200 ENASA		788			27.43.217		81.43701.6334
					27.43.102		81.43701.6450
					27.43.142		81.43701.6573
					27.43.103		81.43701.6578
							81.43701.6578

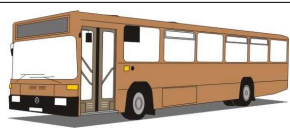
		MAN							
		year of construction	model		Gerep number		information	original number	
SL		<i>06.72 - 04.87</i>							
SL 200 F	01.77 -	199		$\frac{1}{1}$	27.43.217			81.43701.6162 81.43701.6409	
					27.43.102			81.43701.6550 81.43701.6572	
				$\frac{1}{1}$	27.43.142			81.43701.6330 81.43701.6334	
					27.43.103			81.43701.6450 81.43701.6573 81.43701.6578	
			285		$\frac{1}{1}$	27.43.102		country construction: Portugal	81.43701.6550 81.43701.6572
						27.43.103		country construction: Portugal	81.43701.6450
SL 200 FR SKD	01.87 -	889		$\frac{1}{1}$	27.43.102			81.43701.6550 81.43701.6572	
					27.43.103			81.43701.6450 81.43701.6573 81.43701.6578	
SL 200 SKD	01.82 -	581		$\frac{1}{1}$	27.43.107			81.43701.6607	
SL-E		792		$\frac{0}{0}$	27.41.167			81.43701.6079 81.43701.6527	
SL II		<i>04.84 - 05.96</i>							
SL 202, 147-155 kW SL 202, 177-180 kW	06.84 - 04.93 06.84 - 04.94	791		$\frac{1}{1}$	27.43.217			81.43701.6162 81.43701.6409	
					27.43.102			81.43701.6550 81.43701.6572	
				$\frac{1}{1}$	27.38.067			81.43701.6149 81.43701.6528	
SM		<i>08.87</i>							
SM 152 SM 182, SM 192	11.87 - 04.94 11.87 - 02.95	469		$\frac{1}{1}$	27.33.343			81.43701.6643 81.43701.6716	
						$\frac{0}{0}$			81.43701.6610
SR		<i>02.75 - 08.94</i>							
SR 240	01.75 -	290		$\frac{1}{1}$	27.43.017			81.43701.6163 84.43701.6003	
						$\frac{1}{1}$	27.38.067		->05.1978
					27.38.065		06.1978->	81.43701.6287 81.43701.6528	
SR 240, 177 kW	10.75 - 06.83	197		$\frac{1}{1}$	27.43.054			81.43701.6317 81.43701.6541	
					27.43.102			81.43701.6550 81.43701.6572	
					27.43.017			81.43701.6163 84.43701.6003	
				$\frac{1}{1}$	27.38.065	⊗x		81.43701.6287 81.43701.6528	
SR 240 F SR 280 F	01.76 -	295		$\frac{1}{1}$	27.43.102			81.43701.6550 81.43701.6572	
						$\frac{1}{1}$	27.43.103		
				$\frac{1}{1}$	27.43.054		06.1976-> country construction: Greece	81.43701.6317 81.43701.6541	
					27.43.102		06.1976-> country construction: Greece	81.43701.6550 81.43701.6572	
					27.43.017		06.1976-> country construction: Greece	81.43701.6163 84.43701.6003	
						$\frac{1}{1}$	27.38.065	⊗x	06.1976-> country construction: Greece



MAN

	year of construction	model			Gerep number		information	original number
SR		<i>02.75 - 08.94</i>						
SR 240 R SR 280 R	04.78 - 01.78 -			$\frac{1}{T}$	27.43.054			81.43701.6317 81.43701.6541
					27.43.102			81.43701.6550 81.43701.6572
					27.43.017			81.43701.6163 84.43701.6003
				$\frac{1}{T}$	27.38.065	Ⓞx		81.43701.6287 81.43701.6528
SR 240 SKD SR 280 SKD	01.82 - 01.82 -	582		$\frac{1}{T}$	27.43.217		country construction: Turkey	81.43701.6162 81.43701.6409
					27.43.102		country construction: Turkey	81.43701.6550 81.43701.6572
SR 265 SKD	01.82 -	581		$\frac{1}{T}$	27.43.107		country construction: Turkey	81.43701.6607
SR 280	01.75 -	197		$\frac{1}{T}$	27.43.054		->12.1980	81.43701.6317 81.43701.6541
					27.43.102		->12.1980	81.43701.6550 81.43701.6572
					27.43.017		->12.1980	81.43701.6163 84.43701.6003
				$\frac{1}{T}$	27.38.065	Ⓞx	->12.1980	81.43701.6287 81.43701.6528
		290		$\frac{1}{T}$	27.43.017			81.43701.6163 84.43701.6003
				$\frac{1}{T}$	27.38.067		->05.1978	81.43701.6149 81.43701.6528
					27.38.065		06.1978->	81.43701.6287 81.43701.6528
SR 280,SR 280 H SR 321 H SR 361 H	01.77 - 11.86 03.82 - 11.86 01.78 - 11.86	288		$\frac{1}{T}$	27.43.054			81.43701.6317 81.43701.6541
					27.43.102			81.43701.6550 81.43701.6572
					27.43.017			81.43701.6163 84.43701.6003
				$\frac{1}{T}$	27.38.065	Ⓞx		81.43701.6287 81.43701.6528
SR 281 -SKD		789		$\frac{1}{T}$	27.43.107			81.43701.6607
SR 292	01.86 -	880		$\frac{1}{T}$	27.43.102			81.43701.6550 81.43701.6572
				$\frac{1}{T}$	27.43.103		->01.1989	81.43701.6450 81.43701.6573 81.43701.6578
					27.43.108	Ⓞx	02.1989->	81.43701.6621
SR 292 H SR 332 H SR 362 SR 362 H	01.86 - 01.86 - 01.86 - 01.86 -	882		$\frac{1}{T}$	27.43.102			81.43701.6550 81.43701.6572
				$\frac{1}{T}$	27.43.103		->01.1989	81.43701.6450 81.43701.6573 81.43701.6578
					27.43.108	Ⓞx	02.1989->	81.43701.6621
SU		<i>04.93 - 05.95</i>						
SU 220				$\frac{1}{T}$	27.43.048			81.43701.6266 81.43701.6543
SU 220 12M SKD	01.78 -	282		$\frac{1}{T}$	27.43.102			81.43701.6550 81.43701.6572
SU 240	01.84 - 12.88	584		$\frac{1}{T}$	27.43.102			81.43701.6550 81.43701.6572
sü		<i>04.93 - 05.95</i>						
SÜ 220-SKD	03.78 -			$\frac{1}{T}$	27.43.048			81.43701.6266 81.43701.6543
				$\frac{1}{T}$	27.43.048	⊙⊙		81.43701.6266 81.43701.6543

	MAN								
	year of construction	model			Gerep number		information	original number	
sü	04.93 - 05.95								
SÜ 224 SÜ 240-SKD	02.77 -			$\frac{1}{T}$	27.43.054			81.43701.6317 81.43701.6541	
							27.43.102		81.43701.6550 81.43701.6572
				$\frac{1}{T}$	27.38.067			81.43701.6149 81.43701.6528	
SÜ 240	01.72 -			$\frac{1}{T}$	27.43.054		->12.1983	81.43701.6317 81.43701.6541	
							27.43.102	->12.1983	81.43701.6550 81.43701.6572
						$\frac{1}{T}$	27.38.067	->12.1983	81.43701.6149 81.43701.6528
SÜ 240, 147-150 kW SÜ 240, 177 kW, 11413 ccm	05.80 - 09.89 10.75 - 01.86	193		$\frac{1}{T}$	27.43.054			81.43701.6317 81.43701.6541	
						27.43.017		81.43701.6163 84.43701.6003	
					27.43.102			81.43701.6550 81.43701.6572	
				$\frac{1}{T}$	27.38.067			81.43701.6149 81.43701.6528	
		789		$\frac{1}{T}$	27.43.048			81.43701.6266 81.43701.6543	
					27.43.054			81.43701.6317 81.43701.6541	
					27.43.017			81.43701.6163 84.43701.6003	
					27.43.102			81.43701.6550 81.43701.6572	
				$\frac{1}{T}$	27.38.067			81.43701.6149 81.43701.6528	
					27.43.142			81.43701.6330 81.43701.6334	
					27.43.103			81.43701.6450 81.43701.6573 81.43701.6578	
SÜ 240, 206 kW SÜ 240, 177 kW, 11967 ccm SÜ 240, 213 kW	11.82 - 01.86 01.86 - 09.89 01.86 - 09.89	789		$\frac{1}{T}$	27.43.048			81.43701.6266 81.43701.6543	
						27.43.102		81.43701.6550 81.43701.6572	
				$\frac{1}{T}$	27.43.142			81.43701.6330 81.43701.6334	
					27.43.103			81.43701.6450 81.43701.6573 81.43701.6578	
SÜ 240 F	02.77 -	583		$\frac{1}{T}$	27.43.102		01.1978 - 12.1980	81.43701.6550 81.43701.6572	
					$\frac{1}{T}$	27.43.054		81.43701.6317 81.43701.6541	
						27.43.102		81.43701.6550 81.43701.6572	
					$\frac{1}{T}$	27.38.067		81.43701.6149 81.43701.6528	
SÜ 242	01.87 - 04.93	888		$\frac{1}{T}$	27.43.102			81.43701.6550 81.43701.6572	
						$\frac{1}{T}$	27.43.103		81.43701.6450 81.43701.6573 81.43701.6578



MAN

	year of construction	model			Gerep number		information	original number
sÜ	04.93 - 05.95							
SÜ 280	01.72 -	789		$\frac{1}{T}$	27.43.048		08.1982 - 12.1990	81.43701.6266 81.43701.6543
					27.43.102		08.1982 - 12.1990	81.43701.6550 81.43701.6572
				$\frac{1}{T}$	27.43.142		08.1982 - 12.1990	81.43701.6330 81.43701.6334
					27.43.103		08.1982 - 12.1990	81.43701.6450 81.43701.6573 81.43701.6578
				$\frac{1}{T}$	27.43.054		->07.1982	81.43701.6317 81.43701.6541
					27.43.102		->07.1982	81.43701.6550 81.43701.6572
					27.38.067		->07.1982	81.43701.6149 81.43701.6528

	year of construction	model			Gerep number		information	original number
ÜL	09.89 -							
ÜL 242	09.89 - 03.93	893		$\frac{1}{T}$	27.48.054			81.43701.6705
ÜL 272	03.93 -			$\frac{1}{T}$				81.43701.6706
ÜL 292	09.89 - 03.93							

MCW

Metrobus

steering damper								
-----------------	--	--	--	--	--	--	--	--

MERCEDES BENZ

100 Bus (631)

D	12.90 - 12.94			$\frac{1}{T}$	27.11.071			631 320 16 30
D (631.333, 631.343, 631.334, 631.344), 53 kW	02.88 - 05.92				27.11.073		Charging from 2,8 t or 3,0 t	631 320 17 30
D (631.333, 631.343, 631.334, 631.344), 55 kW	12.90 - 02.96			$\frac{1}{T}$	27.11.074			631 320 09 31
					27.11.075		Charging from 2,8 t or 3,0 t	631 320 10 31

CONECTO (O 345)


	year of construction	model			Gerep number		information	original number
CONECTO C, H, M, UE, 185 kW	11.01 -	671015 671.020/021		$\frac{1}{T}$	27.38.195			628 326 08 00
CONECTO C, H, UE	11.01 -	671030						
CONECTO C, H, M, UE, 220 kW	11.01 -	671042						
CONECTO C, H, M, UE, 260 kW	11.01 -	671.015/020/ 021/030/ 671042		$\frac{1}{T}$	27.38.195			628 326 08 00

chassis / Chassis

O 305				$\frac{1}{T}$	27.38.014			004 323 58 00
O 305 G								307 326 02 00
O 405				$\frac{1}{T}$	27.38.196			003 326 18 00
O 405 G								004 326 28 00
O 407								
IBC 1836 / OC 500 RF		634150		$\frac{1}{T}$	27.43.315			629 323 00 00
IBC 1842		634.160/161						
IBC 2242								

engine-damper

O 303 - O 405				$\frac{1}{T}$	27.11.022			301 240 00 48
					27.11.016			301 240 01 48
O 405 N2		357...		$\frac{1}{T}$				000 240 23 48
O 405 NUE								




MERCEDES BENZ

year of construction	model			Gerep number		information	original number
O 302		<i>01.64 - 11.75</i>					
O 302	302214			23.25.005		wheelbase [mm]: 4685	000 463 62 32
	302224			27.38.060	⊗X	wheelbase [mm]: 4685	001 323 60 00
	302254			27.39.015		wheelbase [mm]: 4685	302 323 01 00
	302264						002 326 21 00
	302269						302 326 01 00
	302274						
	302220			23.25.005		wheelbase [mm]: 4685	000 463 62 32
	302250			27.38.028	⊗X	wheelbase [mm]: 4685	001 326 21 00
	302270						001 326 28 00
							003 326 75 00
							302 326 03 00
							302 326 05 00
O 302 O 302 O 302 O 302 O 302	302201			23.25.005		wheelbase [mm]: 5050	000 463 62 32
	302206			27.38.028	⊗X	wheelbase [mm]: 5050	001 326 21 00
	302211						001 326 28 00
	302291						003 326 75 00
							302 326 03 00
							302 326 05 00
	302203			23.25.005		wheelbase [mm]: 5050	000 463 62 32
	302208			27.38.003	⊗X	wheelbase [mm]: 5050	001 323 51 00
	302215					wheelbase [mm]: 5050	302 323 00 00
	302275			27.39.015	⊗X		002 326 21 00
							302 326 01 00
				27.39.014	⊗X	wheelbase [mm]: 5050	001 326 20 00
						364 320 70 31	
302202			23.25.005		wheelbase [mm]: 5850	000 463 62 32	
302207							
302222							
302242							
302252							
302272							
302212			23.25.005		wheelbase [mm]: 5850	000 463 62 32	
302232			27.38.028	⊗X	wheelbase [mm]: 5850	001 326 21 00	
302262						001 326 28 00	
302282						003 326 75 00	
302292						302 326 03 00	
						302 326 05 00	
302216			23.25.005		wheelbase [mm]: 5850	000 463 62 32	
302226			27.38.003	⊗X	wheelbase [mm]: 5850	001 323 51 00	
302236						302 323 00 00	
302246			27.39.014		wheelbase [mm]: 5850	001 326 20 00	
302256						364 320 70 31	
302266							
302276							
302286							
302213			23.25.005		wheelbase [mm]: 6055	000 463 62 32	
302.218/219			27.38.015			005 323 14 00	
302233						373 320 00 30	
302238			27.38.028		wheelbase [mm]: 6055	001 326 21 00	
302243						001 326 28 00	
302248				⊗X		003 326 75 00	
302283						302 326 03 00	
302288						302 326 05 00	
302293							
302297							



MERCEDES BENZ

year of construction	model			Gerep number		information	original number			
O 302		<i>01.64 - 11.75</i>								
O 302, 96 kW	11.64 - 11.75	261/271/281 302.221/231/ 241/251/			23.25.005		wheelbase [mm]: 4685	000 463 62 32		
					27.38.028	④x	wheelbase [mm]: 5050	001 326 21 00 001 326 28 00 003 326 75 00 302 326 03 00 302 326 05 00		
		265/285/295 302.225/235/ 245/255/			23.25.005		wheelbase [mm]: 4685	000 463 62 32		
					27.38.003	④x	wheelbase [mm]: 5050	001 323 51 00 302 323 00 00		
					27.39.015	④x	wheelbase [mm]: 5050	002 326 21 00 302 326 01 00		
						27.39.014	④x	wheelbase [mm]: 5050	001 326 20 00 364 320 70 31	
		302.230/240/ 280/290			23.25.005		wheelbase [mm]: 4685	000 463 62 32		
					27.38.028	④x	wheelbase [mm]: 4685	001 326 21 00 001 326 28 00 003 326 75 00 302 326 03 00 302 326 05 00		
		302.234/244/ 268/284 /294			23.25.005		wheelbase [mm]: 4685	000 463 62 32		
					27.38.060	④x	wheelbase [mm]: 4685	001 323 60 00 302 323 01 00		
					27.39.015		wheelbase [mm]: 4685	002 326 21 00 302 326 01 00		
		O 302, 125 kW O 302, 141 kW	05.69 - 12.74 05.69 - 12.74	302.298/299			23.25.005		wheelbase [mm]: 5850	000 463 62 32
					27.38.003	④x	wheelbase [mm]: 5850	001 323 51 00 302 323 00 00		
					27.39.014		wheelbase [mm]: 5850	001 326 20 00 364 320 70 31		
O 302, 154 kW	05.69 - 12.74	302296			23.25.005		wheelbase [mm]: 5850	000 463 62 32		
					27.38.003	④x	wheelbase [mm]: 5850	001 323 51 00 302 323 00 00		
					27.39.014		wheelbase [mm]: 5850	001 326 20 00 364 320 70 31		
O 302 10R,11R,12R					23.25.005		000 463 62 32			
					27.38.028			001 326 21 00 001 326 28 00 003 326 75 00 302 326 03 00 302 326 05 00		
O 302 12R Citybus					23.25.005		000 463 62 32			
					27.38.015			003 323 74 00 300 326 02 00		
O 303		<i>10.74 - 09.92</i>								
O 303, 141 kW, 12,8 t O 303, 159-160 kW, 12,8 t O 303, 141 kW, 14,4 t O 303, 159-160 kW, 14,4 t O 303, 184 kW O 303, 200 kW O 303, 141 kW, 16 t O 303, 188 kW O 303, 236 kW O 303, 159 kW O 303, 206 kW, 16 t O 303, 159-160 kW, 17 t O 303, 206 kW, 17 t O 303, 243 kW O 303, 213-218 kW O 303, 260-269 kW	10.74 - 06.83 01.80 - 09.92 10.74 - 06.83 01.80 - 09.92 11.85 - 04.89 12.87 - 09.92 10.74 - 06.83 03.75 - 06.83 07.75 - 06.83 01.80 - 01.89 01.80 - 09.87 01.80 - 09.92 01.80 - 09.87 08.80 - 09.87 09.87 - 09.92 09.87 - 09.92	300... 301... 600...			23.25.005			000 463 62 32		
					27.38.028		④x		001 326 21 00 001 326 28 00 003 326 75 00 302 326 03 00 302 326 05 00	
							27.38.015		④x	003 323 74 00 300 326 02 00
					27.38.028		④x		001 326 21 00 001 326 28 00 003 326 75 00 302 326 03 00 302 326 05 00	
							27.38.015		④x	003 323 74 00 300 326 02 00



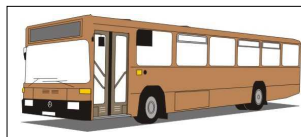
MERCEDES BENZ

	year of construction	model			Gerep number		information	original number
O 305	<i>09.67 - 07.77</i>							
O 305 G, 177 kW O 305 G, 206 kW O 305 ST, 206 kW	02.78 - 05.87 02.79 - 05.87 02.79 - 05.87	307100		$\frac{1}{T}$	27.38.046	ⓄX	->Chass. 021547	001 326 68 00 307 323 01 00
						ⓄX	->Chass. 021547	003 323 42 00 003 323 73 00
					27.38.001	ⓄX	->Chass. 021547	004 323 59 00 357 326 01 00
					27.38.024	ⓄX		001 326 71 00 307 326 04 00
					27.38.024	ⓄⓄⓄX		001 326 71 00 307 326 04 00
					27.38.196	ⓄⓄⓄX		003 326 18 00 004 326 28 00
					27.38.002	ⓄⓄⓄX		003 326 89 00 357 326 00 00
	307101		$\frac{1}{T}$	27.38.046	ⓄX		001 326 68 00 307 323 01 00	
					ⓄX		003 323 42 00 003 323 73 00	
				27.38.001	ⓄX		004 323 59 00 357 326 01 00	
				27.38.024	ⓄX	->Chass. 018410	001 326 71 00 307 326 04 00	
				27.38.024	ⓄⓄⓄX	->Chass. 018410	001 326 71 00 307 326 04 00	
				27.38.196	ⓄⓄⓄX	->Chass. 018410	003 326 18 00 004 326 28 00	
				27.38.002	ⓄⓄⓄX	->Chass. 018410	003 326 89 00 357 326 00 00	
O 305 ST, 125 kW O 305 ST, 141 kW O 305 ST, 132 kW O 305 ST, 147 kW O 305 ST, 155 kW O 305 ST, 177 kW	01.69 - 05.73 01.70 - 05.73 04.73 - 07.77 11.76 - 05.87 04.73 - 07.77 11.76 - 05.87	305210 307.000/001 307050 307055		$\frac{1}{T}$	27.38.046	ⓄX		001 326 68 00 307 323 01 00
						ⓄX		003 323 42 00 003 323 73 00
					27.38.001	ⓄX		004 323 59 00 357 326 01 00
					27.38.024	ⓄX		001 326 71 00 307 326 04 00
					27.38.024	ⓄⓄⓄX		001 326 71 00 307 326 04 00
					27.38.196	ⓄⓄⓄX		003 326 18 00 004 326 28 00
					27.38.002	ⓄⓄⓄX		003 326 89 00 357 326 00 00
	ⓄX	->Chass. 018411->	003 326 18 00 004 326 28 00					
	ⓄX	Chass. 018411->	002 326 67 00 307 326 03 00					
	ⓄⓄⓄX	Chass. 018411->	002 326 67 00 307 326 03 00					
	ⓄX		003 326 89 00 357 326 00 00					



MERCEDES BENZ

	year of construction	model			Gerep number		information	original number			
O 307		<i>04.73 - 12.87</i>									
O 307, 132 kW O 307, 147 kW O 307, 155 kW O 307, 177 kW	04.73 - 07.77 11.76 - 07.87 04.73 - 07.77 04.73 - 07.77	307.050/051 307055		$\frac{1}{1}$	27.38.046	④X		001 326 68 00 307 323 01 00			
						④X		003 323 42 00 003 323 73 00			
					27.38.001	④X		004 323 59 00 357 326 01 00			
							$\frac{1}{1}$	27.38.024	④X		001 326 71 00 307 326 04 00
									④X		003 326 18 00 004 326 28 00
								27.38.002	④X		003 326 89 00 357 326 00 00
O 309		<i>01.68 - 02.89</i>									
O 309 B		309.070-073 309.082/083 309.090/091		⊙	27.21.060	△		003 323 59 00 003 323 60 00			
								000 326 46 00 001 326 79 00			
				⊙	27.21.060	△		003 323 59 00 003 323 60 00			
								000 326 46 00 001 326 79 00			
O 309 D		309.171-173 309.181-183 309.190/191		⊙	27.21.060	△		003 323 59 00 003 323 60 00			
								000 326 46 00 001 326 79 00			
				⊙	27.21.060	△		003 323 59 00 003 323 60 00			
								000 326 46 00 001 326 79 00			
O 309 D		323382 323386 323389		⊙	27.21.060	△		003 323 59 00 003 323 60 00			
								001 326 57 00 314 326 06 00			
				⊙	27.21.060	△		003 323 59 00 003 323 60 00			
								001 326 57 00 314 326 06 00			
O 309 D		602.461/462 602.466/467 602.471/472 602.476/477 602487		⊙	27.11.030			601 320 00 30 601 320 07 30			
								602 320 04 31 602 320 06 31 602 320 12 31			
				⊙	27.11.014			602 320 04 31 602 320 06 31 602 320 12 31			
O 309 D, 63 kW	01.70 - 02.89	309.370-372 309.382/383/ 390/391		⊙	27.21.060			003 323 59 00 003 323 60 00			
								003 323 59 00 003 323 60 00			
				⊙	27.21.060	△		003 323 59 00 003 323 60 00			
							001 326 57 00 314 326 06 00				
				310.386/389		⊙	27.21.060	△		003 323 59 00 003 323 60 00	
										001 326 57 00 314 326 06 00	
	⊙				27.21.060	△		003 323 59 00 003 323 60 00			
					001 326 57 00 314 326 06 00						
O 309	05.77 - 02.89	313382 313386 313389		⊙	27.21.060			003 323 59 00 003 323 60 00			
								003 323 59 00 003 323 60 00			
O 310											
O 310 D		602.461/462 602.466/467 602.471/472 602.476/477 602487		⊙	27.11.030			601 320 00 30 601 320 07 30			
								602 320 04 31 602 320 06 31 602 320 12 31			
				⊙	27.11.014			602 320 04 31 602 320 06 31 602 320 12 31			



MERCEDES BENZ

	year of construction	model			Gerep number		information	original number	
O 319									
O 319 B O 319 D					27.21.011			000 326 46 00 001 326 79 00	
					27.21.011			000 326 46 00 001 326 79 00	
O 330									
O 330		600442 613455 613485			27.38.028	ⓈX		001 326 21 00 001 326 28 00 003 326 75 00 302 326 03 00 302 326 05 00	
O 350 (TOURISMO) 09.94 -									
Tourismo, 14618 ccm Tourismo, 12763 ccm Tourismo RHD, SHD	08.95 - 08.95 - 08.95 -	613.355/385/ 455/485			27.41.349			356 323 02 00 356 323 05 00	
					27.38.117	ⓈX		356 320 00 31 356 326 00 00	
O 403									
403		613355 613385 613455 613485			27.41.349			356 323 02 00 356 323 05 00	
					27.38.117	ⓈX		356 320 00 31 356 326 00 00	
O 404									
O 404, 213 kW, 17 t	09.91 - 10.99	356113			27.41.349			356 323 02 00 356 323 05 00	
					27.38.117	ⓈX		356 320 00 31 356 326 00 00	
O 404, 280 kW, 17 t, 12763 ccm	09.91 - 10.99	356443			27.41.349			356 323 02 00 356 323 05 00	
					27.38.117	ⓈX		356 320 00 31 356 326 00 00	
O 404, 250 kW, 17 t	09.91 - 10.99	356.105/323/ 333/363			27.41.349			356 323 02 00 356 323 05 00	
					27.38.117	ⓈX		356 320 00 31 356 326 00 00	
O 404, 280 kW, 17 t, 14618 ccm	09.94 - 10.99	614428			27.48.013	●●●○	->Chass. 085595	005 326 35 00	
						●●●○	Chass. 092537->	356 326 09 00	
		618203			27.48.013			->Chass. 085595	005 326 35 00
								Chass. 092537->	356 326 09 00
O 404, 280 kW, 18 t, 12763 ccm	09.91 - 10.99	356.415/425/ 435/445/ 455/465/485/ 495			27.41.349			356 323 02 00 356 323 05 00	
					27.38.117	ⓈX		356 320 00 31 356 326 00 00	
O 404, 250 kW, 18 t	09.91 - 10.99	356.335/355/ 365			27.41.349			356 323 02 00 356 323 05 00	
					27.38.117	ⓈX		356 320 00 31 356 326 00 00	
O 404, 280 kW, 18 t, 14618 ccm	09.94 - 10.99	614428			27.48.013	●●●○	->Chass. 085595	005 326 35 00	
						●●●○	Chass. 092537->	356 326 09 00	
		614428 618205 618215 618225 618235 618245 618335 618345			27.41.349				356 323 02 00 356 323 05 00
					27.38.117				356 320 00 31 356 326 00 00




MERCEDES BENZ

year of construction	model			Gerep number		information	original number
----------------------	-------	--	--	--------------	--	-------------	-----------------

O 404		09.91 - 10.99					
O 404, 195 kW O 404, 213 kW, 18 t O 404	09.91 - 01.92	356225			27.41.349		356 323 02 00
	09.91 - 01.92	356235					356 323 05 00
	01.91 -	356255 356373 356375 356473 356475			27.38.117	④X	356 320 00 31 356 326 00 00
O 404, 280 kW, 26 t	09.94 - 10.99	618.208/218				⊙⊙	Chass. 092537-> 356 326 09 00
		618238			27.48.013	⊙⊙⊙⊙	->Chass. 085595 005 326 35 00
						⊙⊙⊙⊙	Chass. 092537-> 356 326 09 00

O 405		09.84 -								
O 405 GN-G		357580			27.43.223	④X	->Chass. 079427 357 323 03 00			
						④X	Chass. 079428-> 357 323 05 00 357 323 06 00			
					27.38.124	④X	005 326 89 00 357 326 03 00			
					27.38.124	⊙⊙④X	005 326 89 00			
O 405 GT		357251			27.38.001	④X	004 323 59 00 357 326 01 00			
							27.38.002	④X	003 326 89 00	
							27.38.002	⊙⊙④X	003 326 89 00	
O 405 G,O 405 GTD	01.86 -	357.210/250			27.38.001	④X	004 323 59 00 357 326 01 00			
							27.38.002	④X	003 326 89 00	
							27.38.002	⊙⊙④X	003 326 89 00	
		357211			27.38.014	④X	004 323 58 00 307 326 02 00			
							27.38.196	④X	003 326 18 00 004 326 28 00	
							27.38.196	⊙⊙④X	003 326 18 00 004 326 28 00	
							27.38.002	④X	003 326 89 00	
					27.38.002	⊙⊙④X	003 326 89 00			
			O 405 G,O 405 GN,O 405 GTD,O 405 GNTD,O 405 GNDE	09.91 -	357.210/260 612322			27.38.001	④X	004 323 59 00 357 326 01 00
										27.38.002
		27.38.002				⊙⊙ ④X	003 326 89 00 357 326 00 00			
357.540/542/ 560/562 612.522-525/ 604/608					27.43.223		->Chass. 079427 357 323 03 00 357 323 04 00			
						④X	Chass. 079428-> 357 323 05 00 357 323 06 00			
					27.38.124	④X	005 326 89 00 357 326 03 00			
							27.38.124	⊙⊙④X	005 326 89 00 357 326 03 00	
357.550/552/ 560/562					27.43.223	④X	->Chass. 079427 357 323 03 00 357 323 04 00			
					612323			27.38.014	④X	004 323 58 00 307 326 02 00
27.38.196	④X	003 326 18 00 004 326 28 00								
27.38.196	⊙⊙④X	003 326 18 00 004 326 28 00								
27.38.002	④X	003 326 89 00 357 326 00 00								
27.38.002	⊙⊙ ④X	003 326 89 00 357 326 00 00								



MERCEDES BENZ

year of construction	model			Gerep number		information	original number		
O 405		<i>09.84 -</i>							
O 405 G,O 405 GN,O 405 GTD	11.85 -	357.200/250 612312		$\frac{1}{1}$	27.38.001	④X		004 323 59 00 357 326 01 00	
				$\frac{1}{1}$	27.38.002	④X		003 326 89 00 357 326 00 00	
					27.38.002	●● ④X		003 326 89 00 357 326 00 00	
	357201		$\frac{1}{1}$	27.38.014	④X			004 323 58 00 307 326 02 00	
			$\frac{1}{1}$	27.38.196	④X			003 326 18 00 004 326 28 00	
				27.38.196	●●④X			003 326 18 00 004 326 28 00	
				27.38.002	④X			003 326 89 00 357 326 00 00	
				27.38.002	●● ④X			003 326 89 00 357 326 00 00	
	357.530/532/ 550/552 612.512/514		$\frac{1}{1}$	27.43.223			->Chass. 079427	357 323 03 00 357 323 04 00	
					④X		Chass. 079428->	357 323 05 00 357 323 06 00	
			$\frac{1}{1}$	27.38.124	④X			005 326 89 00 357 326 03 00	
				27.38.124	●●④X			005 326 89 00 357 326 03 00	
	O 405 N-G O 405 NUE O 405 NUE-G		357416 357426 357480 357484 357486		$\frac{1}{1}$	27.43.223		->Chass. 079427	357 323 03 00 357 323 04 00
							④X	Chass. 079428->	357 323 05 00 357 323 06 00
				$\frac{1}{1}$	27.38.124	④X			005 326 89 00 357 326 03 00
O 405 ST,O 405 N, 150-157 kW	12.84 -	357000 612000		$\frac{1}{1}$	27.38.001	④X		004 323 59 00 357 326 01 00	
				$\frac{1}{1}$	27.38.002	④X		003 326 89 00 357 326 00 00	
		357001 612001		$\frac{1}{1}$	27.38.014	④X			004 323 58 00 307 326 02 00
				$\frac{1}{1}$	27.38.196	④X			003 326 18 00 004 326 28 00
		357.400-402 357410 357412		$\frac{1}{1}$	27.43.223				357 323 03 00 357 323 04 00
				$\frac{1}{1}$	27.38.171	④X			357 320 03 31 357 326 02 00
		357.420/422/ 424		$\frac{1}{1}$	27.43.223				357 323 03 00 357 323 04 00
				$\frac{1}{1}$	27.38.124	④X			005 326 89 00 357 326 03 00
		357.450/454/ 455 612.400-402		$\frac{1}{1}$	27.43.223			->Chass. 079427	357 323 03 00 357 323 04 00
						④X		Chass. 079428->	357 323 05 00 357 323 06 00
				$\frac{1}{1}$	27.38.124	④X			005 326 89 00 357 326 03 00



MERCEDES BENZ

year of construction	model			Gerep number		information	original number
----------------------	-------	--	--	--------------	--	-------------	-----------------

O 405

































09.84 -

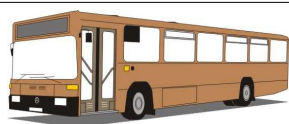
O 405 ST,O 405 N, 177-184 kW	11.85 -	357000 357004 612.010/011		$\frac{1}{T}$	27.38.001	④X		004 323 59 00 357 326 01 00		
				$\frac{1}{T}$	27.38.002	④X		003 326 89 00 357 326 00 00		
		357.001/005		$\frac{1}{T}$	27.38.014	④X		004 323 58 00 307 326 02 00		
				$\frac{1}{T}$	27.38.196	④X		003 326 18 00 004 326 28 00		
		357.404/406/ 415		$\frac{1}{T}$	27.43.223			357 323 03 00 357 323 04 00		
				$\frac{1}{T}$	27.38.171	④X		357 320 03 31 357 326 02 00		
		357.430/432/ 434		$\frac{1}{T}$	27.43.223			357 323 03 00 357 323 04 00		
				$\frac{1}{T}$	27.38.124	④X		005 326 89 00 357 326 03 00		
		357.436/460/ 461 357.464-466 612.410/411- 413		$\frac{1}{T}$	27.43.223			->Chass. 079427 357 323 03 00 357 323 04 00		
				$\frac{1}{T}$		④X	Chass. 079428->	357 323 05 00 357 323 06 00		
					$\frac{1}{T}$	27.38.124	④X		005 326 89 00 357 326 03 00	
		O 405 ST	11.85 -	357000 357010		$\frac{1}{T}$	27.38.001	④X		004 323 59 00 357 326 01 00
						$\frac{1}{T}$	27.38.002	④X		003 326 89 00 357 326 00 00
				357001 357011		$\frac{1}{T}$	27.38.014	④X		004 323 58 00 307 326 02 00
	$\frac{1}{T}$				27.38.196	④X		003 326 18 00 004 326 28 00		
O 405 ST,O 405 N, 220 kW	11.91 -	357010 612020		$\frac{1}{T}$	27.38.001	④X		004 323 59 00 357 326 01 00		
				$\frac{1}{T}$	27.38.002	④X		003 326 89 00 357 326 00 00		
		357011		$\frac{1}{T}$	27.38.014	④X		004 323 58 00 307 326 02 00		
				$\frac{1}{T}$	27.38.196	④X		003 326 18 00 004 326 28 00		
		357.404/406/ 415		$\frac{1}{T}$	27.43.223			357 323 03 00 357 323 04 00		
				$\frac{1}{T}$	27.38.171	④X		357 320 03 31 357 326 02 00		
		357.440/442/ 444		$\frac{1}{T}$	27.43.223			357 323 03 00 357 323 04 00		
				$\frac{1}{T}$	27.38.124	④X		005 326 89 00 357 326 03 00		
		357.470/474/ 476 612.420/422/ 426		$\frac{1}{T}$	27.43.223			->Chass. 079427 357 323 03 00 357 323 04 00		
				$\frac{1}{T}$		④X	Chass. 079428->	357 323 05 00 357 323 06 00		
					$\frac{1}{T}$	27.38.124	④X		005 326 89 00 357 326 03 00	
		O 405 UE		612110		$\frac{1}{T}$	27.38.014	④X		004 323 58 00 307 326 02 00
						$\frac{1}{T}$	27.38.196	④X		003 326 18 00 004 326 28 00
				612116 612120 612126		$\frac{1}{T}$	27.38.001	④X		004 323 59 00 357 326 01 00
	$\frac{1}{T}$				27.38.002	④X		003 326 89 00 357 326 00 00		

O 407

03.87 - 11.01

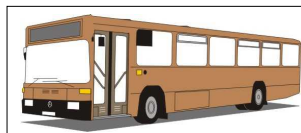
O 407	03.87 - 11.01	357.100/110		$\frac{1}{T}$	27.38.001	④X		004 323 59 00 357 326 01 00
				$\frac{1}{T}$	27.38.002	④X		003 326 89 00 357 326 00 00

	MERCEDES BENZ							
	year of construction	model			Gerep number		information	original number
O 407 <i>03.87 - 11.01</i>								
O 407 UE		357100 357110		$\frac{1}{1}$	27.38.001	ⓄX		004 323 59 00 357 326 01 00
				$\frac{1}{1}$	27.38.002	ⓄX		003 326 89 00 357 326 00 00
O 408 <i>09.89 - 12.98</i>								
O 408, 184 kW	01.91 - 12.98	357150 357160 612216		$\frac{1}{1}$	27.38.001	ⓄX		004 323 59 00 357 326 01 00
				$\frac{1}{1}$	27.38.002	ⓄX		003 326 89 00 357 326 00 00
O 408, 220 kW	08.92 - 12.98	357180 612226		$\frac{1}{1}$	27.38.001	ⓄX		004 323 59 00 357 326 01 00
				$\frac{1}{1}$	27.38.002	ⓄX		003 326 89 00 357 326 00 00
O 530 (CITARO) <i>01.98 -</i>								
Citaro N, 180 kW	04.99 -	628040 628043 628045 628050		$\frac{1}{1}$	27.33.336			628 323 01 00 628 323 02 00
				$\frac{1}{1}$				628 326 07 00
					27.38.195			628 326 08 00
Citaro N, 220 kW	01.98 -	628.000/001/ 040 628.040/447		$\frac{1}{1}$	27.33.336			628 323 01 00 628 323 02 00
				$\frac{1}{1}$				628 326 07 00
				$\frac{1}{1}$	27.38.195			628 326 08 00
Citaro N, 185 kW Citaro N, 260 kW	01.98 - 01.98 -	628040		$\frac{1}{1}$	27.33.336			628 323 01 00 628 323 02 00
				$\frac{1}{1}$				628 326 07 00
		628040 628447		$\frac{1}{1}$	27.38.195			628 326 08 00
Citaro NG, 185 kW Citaro G, 185 kW Citaro N, 170 kW Citaro NG, 240 kW Citaro GNG	06.00 - 01.98 -	628.000/001 628010		$\frac{1}{1}$	27.33.336			628 323 01 00 628 323 02 00
				$\frac{1}{1}$				628 326 07 00
	04.00 - 04.00 -	628200 628210 628212						
Citaro L	01.99 -	628.100/101 628143 628145 628.147/148		$\frac{1}{1}$	27.33.336			628 323 01 00 628 323 02 00
				$\frac{1}{1}$			●○	628 326 07 00
		628.143/145/ 147/148		$\frac{1}{1}$	27.38.195			628 326 08 00
Citaro N, 205 kW	01.98 -	628.000-002 628.040/043/ 045/047 /048/050		$\frac{1}{1}$	27.33.336			628 323 01 00 628 323 02 00
				$\frac{1}{1}$				628 326 07 00
		628.040/043/ 045/047 /048/050/447		$\frac{1}{1}$	27.38.195			628 326 08 00
Citaro G, 205 kW	01.99 -	248/250 628.240/243/ 245/247/		$\frac{1}{1}$	27.38.195			628 326 08 00
				$\frac{1}{1}$	27.33.336			628 323 01 00 628 323 02 00
		628.200-202 628240 628243 628245 628.247/248 628250		$\frac{1}{1}$				628 326 07 00
O 550 (INTEGRO)								
O 550				○				8.231.371.000.0
O 580 (TRAVEGO) <i>10.99 -</i>								
O 580-15 RHD	10.99 -	629001		$\frac{1}{1}$	27.43.315	ⓄX		629 323 00 00
O 580-15 RH/RHD, 260 kW	10.99 -	629011		$\frac{1}{1}$	27.38.184	ⓄX		629 326 00 00
O 580-15 RH/RHD, 300 kW	10.99 -							



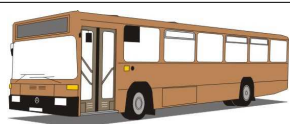
MERCEDES BENZ

	year of construction	model			Gerep number		information	original number
O 580 (TRAVEGO) 10.99 -								
O 580-17 RHD, 310 kW	10.99 -	629012					ⓧX	629 326 01 00
O 580-17 RHD, 320 kW	10.99 -							
O 580-17 RHD, 350 kW	10.99 -							
O 608								
LPO 608	10.69 - 10.77	314.085-087 316072 316.081-083			27.22.001		->Chass. 4282707	314 323 03 00 314 323 07 00
					27.21.026		Chass. 4282708->	314 323 08 00 314 323 09 00
					27.21.020			001 326 57 00 314 326 06 00
O 609								
O 609 D	07.87 - 12.92	672.072/073			27.21.166			004 323 88 00 004 323 89 00
O 611								
O 611 D	07.87 - 12.92	672.372/373			27.21.166			004 323 88 00 004 323 89 00
O 614								
O 614 D	07.87 - 12.92	672375			27.21.166			004 323 88 00 004 323 89 00
O 709								
LPO 709	11.77 - 12.84	314.085-087			27.22.001		->Chass. 4282707	314 323 03 00 314 323 07 00
					27.21.026		Chass. 4282708->	314 323 08 00 314 323 09 00
					27.21.020			001 326 57 00 314 326 06 00
O 808								
LPO 808, LPO 809	09.67 - 10.77	316.085-087			27.22.001		->Chass. 4282707	314 323 03 00 314 323 07 00
					27.21.026		Chass. 4282708->	314 323 08 00 314 323 09 00
					27.21.020			001 326 57 00 314 326 06 00
O 814								
814 O,814 LO	01.84 - 12.98	674.072/073						006 323 28 00 674 323 03 00
					27.36.073		->Chass. K181929	005 326 29 00 673 326 13 00
					27.36.073		Chass. K181930->	005 326 36 00 673 326 14 00
		674.272/273						006 323 28 00 674 323 03 00
O 817								
817 LO	03.96 - 12.98	676464						006 323 28 00 674 323 03 00
817 O,817 LO	01.84 - 12.98	676063			27.36.077			006 323 30 00 675 323 07 00
					27.36.073			005 326 36 00 673 326 14 00
		676263						006 323 28 00 674 323 03 00
		676264						006 323 28 00 674 323 03 00
					27.36.073			005 326 36 00 673 326 14 00
O 914								
O 914		674077						006 323 28 00 674 323 03 00
					27.36.073			005 326 29 00 673 326 13 00



MERCEDES BENZ

	year of construction	model			Gerep number		information	original number
O 1114								
1114 O,1114 LO	01.84 - 12.98	675.273/274			27.36.232			006 323 17 00 675 323 10 00
O 1117								
1117 LO	03.96 - 12.98	676476			27.36.077			006 323 30 00 675 323 07 00
					27.46.025		005 326 46 00 675 326 07 00	
1117 O,1117 LO	01.84 - 12.98	676.273/274/ 276			27.36.077			006 323 30 00 675 323 07 00
O 1120								
1120 O,1120 LO	01.84 - 12.98	677.073/074						006 323 27 00 673 323 06 00
		677.273/274			27.36.232			006 323 17 00 675 323 10 00
OF-Serie								
OF 352					27.46.012			001 326 32 00 001 326 75 00 003 326 98 00
OF 1113		358			27.46.012			001 326 32 00 001 326 75 00 003 326 98 00
		358080 358082				->Chass. 691420		003 323 84 00 003 323 85 00
OF 1113 B		358080 358082				->Chass. 691420		003 323 84 00 003 323 85 00
						Chass. 4134171 - Chass. 4251091		003 323 84 00 003 323 85 00
							27.36.375	Chass. 4134171 - Chass. 4251091
OF 1313 OF 1317 OF 1413 OF 1417		352.067-069 352.088/089			27.46.012	->Chass. 4134170		001 326 32 00 001 326 75 00 003 326 98 00
					27.46.012	Chass. 4239919 - Chass. 4476883		001 326 32 00 001 326 75 00 003 326 98 00
OF 1617		355098			27.46.012	->Chass. 4134170		001 326 32 00 001 326 75 00 003 326 98 00
					27.36.326	Chass. 4134171 - Chass. 4251091		002 326 53 00 004 326 03 00
					27.46.012	Chass. 4239919 - Chass. 4476883		001 326 32 00 001 326 75 00 003 326 98 00
OH-Serie								
OH 1416 OH 1417 OH 1622 OH 1625 OH 1628		396341			27.36.275			004 323 85 00 004 323 86 00
		396346						
		396356						
		396358						
		396376						
396378								
396386								
396388								
OH 1622 L OH 1625 L OH 1628 L		396456			27.38.196	ⓄX	->Chass. 690143	003 326 18 00 004 326 28 00
		396458						
		396476						
		396478						
		396486						
396488								
OH 1627 L OH 1634 L OH 1829 L OH 1834 L		396471			27.38.001	ⓄX	Chass. 6901044->	004 323 59 00 357 326 01 00
		396473						
		396483						
					27.38.196	ⓄX	Chass. 6901044->	003 326 18 00 004 326 28 00



MERCEDES BENZ





year of construction	model			Gerep number		information	original number
----------------------	-------	--	--	--------------	--	-------------	-----------------





SPRINTER 2-t Bus (901, 902) 01.95 -











214 NGT 214 208 CDI 211 CDI 213 CDI 208 D 216 CDI 210 D 212 D	04.00 - 02.95 - 04.00 - 04.00 - 04.00 - 02.95 - 04.00 04.00 - 03.97 - 04.00 02.95 - 04.00			t	27.99.214			904 320 16 30	
					27.99.215			904 320 23 30	
								904 320 25 30	
								690 320 71 30	
								901 320 15 30	
								901 320 18 30	
								901 320 21 30	
								901 320 29 30	
								903 320 02 30	
								903 320 05 30	
							for champing vehicle	690 320 71 30	
								901 320 15 30	
								901 320 18 30	
								901 320 21 30	
								901 320 29 30	
			903 320 02 30						
		for champing vehicle	903 320 05 30						
			o	27.21.466			901 320 08 31		
				27.11.228			901 320 00 31		
							901 320 02 31		
							901 320 04 31		
							901 320 06 31		
							901 320 07 31		
						27.11.182		903 320 01 31	
						27.11.182		for champing vehicle	903 320 01 31






SPRINTER 3-t Bus (903) 01.95 -

314 NGT 314 308 CDI 311 CDI 313 CDI 308 D 316 CDI 310 D 4x4 312 D 2.9 312 D 2.9 4x4 308 E (903.372)	04.00 - 02.95 - 04.00 - 04.00 - 04.00 - 02.95 - 04.00 04.00 - 05.97 - 08.02 02.95 - 04.00 05.97 - 08.02 04.00 -			t	27.99.214			904 320 16 30	
					27.99.215			904 320 23 30	
								904 320 25 30	
								690 320 71 30	
								901 320 15 30	
								901 320 18 30	
								901 320 21 30	
								901 320 29 30	
								903 320 02 30	
								903 320 05 30	
							for champing vehicle	690 320 71 30	
								901 320 15 30	
								901 320 18 30	
								901 320 21 30	
								901 320 29 30	
			903 320 02 30						
		for champing vehicle	903 320 05 30						
			27.99.215		for champing vehicle	904 320 23 30			
						904 320 25 30			
			o	27.21.466			901 320 08 31		
				27.11.228			901 320 00 31		
							901 320 02 31		
							901 320 04 31		
							901 320 06 31		
							901 320 07 31		
						27.11.182		903 320 01 31	
						27.11.182		for champing vehicle	903 320 01 31










	MERCEDES BENZ						
	year of construction	model			Gerep number		information




















SPRINTER 4-t Bus (904)		02.96 -						
414	02.96 -				27.99.215			904 320 23 30
408 CDI	04.00 -							904 320 25 30
411 CDI	04.00 -							903 320 05 30
413 CDI	04.00 -				27.99.214			904 320 16 30
416 CDI	04.00 -							690 320 71 30 901 320 15 30 901 320 18 30 901 320 21 30 901 320 29 30 903 320 02 30
					27.11.146			904 320 01 31 904 320 02 31
							for champing vehicle	904 320 03 31

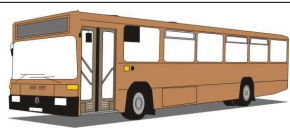
VITO Bus (638)		02.96 -						
113 2.0 (638.114)	02.96 -							638 320 07 13
114 2.3 (638.134)	12.96 -							
108 D 2.3 (638.164)	02.96 -				27.11.164		Chass. 072615->	638 326 07 00 638 326 11 00 638 326 12 00
110 TD 2.3 (638.174)	02.96 -				27.11.164		Chass. 072615->	638 326 07 00 638 326 11 00 638 326 12 00
108 CDI 2.2	03.99 -				27.11.164		Chass. 072615->	638 326 07 00 638 326 11 00 638 326 12 00
110 CDI 2.2	03.99 -							
112 CDI 2.2	03.99 -				27.11.164		Chass. 072615->	638 326 07 00 638 326 11 00 638 326 12 00

V-KLASSE (638/2)		02.96 -						
V 200 (638.214)	02.97 -							638 320 07 13
V 230 (638.234)	10.96 -							
V 280 (638.244)	08.97 -				27.11.164			638 326 07 00 638 326 11 00 638 326 12 00
V 200 CDI (638.294)	03.99 -							
V 220 CDI (638.294)	03.99 -							
V 230 TD (638.274)	09.96 -							

NEOPLAN

N 113 - N 116								
N 113	05.76 -				27.48.011			
N 116					27.48.009			
N 116 H								
N 116/3 H, N 116/3 HL					27.48.011			
					27.48.009			
					27.48.011			

N 117 - N 120								
N 117					27.48.011			
					27.48.009			
N 118/3	05.76 -				27.48.013			
						27.48.011		
						27.48.009		
					27.48.011			
N 117/3					27.48.011			
					27.48.009			
					27.48.011			
N 120 Highliner					27.48.013			
					27.48.011			
					27.48.013			



NEOPLAN

year of construction	model			Gerep number		information	original number
----------------------	-------	--	--	--------------	--	-------------	-----------------

N 121 - N 128

N 121 Spaceliner N 122	05.76 -			$\frac{1}{T}$	27.48.013		
					27.48.011		
					27.48.011	⊙⊙	
N 122 /3 Skyliner				$\frac{1}{T}$	27.48.013		
					27.48.011		
					27.48.009		
					27.48.011	⊙⊙	
N 128/4 Megaliner				$\frac{1}{T}$	27.48.009	●○○●	
					27.48.011		
					27.48.009		
					27.48.011	⊙⊙	
N 128/4 Skyliner				$\frac{1}{T}$	27.48.011	●○○●	
					27.48.011		
					27.48.009		
					27.48.011	⊙⊙	

N 138 - N 140

N 138 Jumbocruiser				$\frac{1}{T}$	27.48.013		
					27.48.009		
					27.48.013	⊙⊙	

N 202 - N 209

N 208	06.76 -			$\frac{1}{T}$	27.48.012		
					27.48.009		
N 209 Jetliner				$\frac{1}{T}$	27.48.009		
					27.48.012		

N 210 - N 213

N 210	06.76 -			$\frac{1}{T}$	27.48.011		
					27.48.012		
N 212 N 213 H	06.76 -			$\frac{1}{T}$	27.48.012		
					27.48.009		
N 212 Jetliner				$\frac{1}{T}$	27.48.009		
					27.48.009		
					27.48.012		comfort model

N 214 - N 216

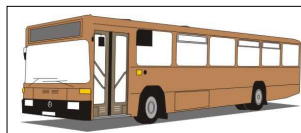
N 214, N 214 H N 216, N 216 H	05.76 - 05.76 -			$\frac{1}{T}$	27.48.011		
					27.48.009		

N 218 - N 220

N 220 Longliner				$\frac{1}{T}$	27.48.009		
					27.48.009		

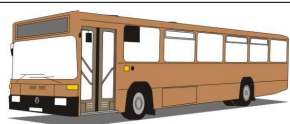
N 312 - N 314

N 312 N 313				$\frac{1}{T}$	27.48.009	06.1976->	
					27.48.009	05.1976-> estate bus	
					27.48.012	06.1976->	
N 314 H N 314	05.76 -			$\frac{1}{T}$	27.48.009		
					27.48.009		
N 312 U/K				$\frac{1}{T}$	27.48.012		
					27.48.009		
N 314 U/K/L				$\frac{1}{T}$	27.48.011		
					27.48.009		



NEOPLAN

	year of construction	model			Gerep number		information	original number
N 316 - N 318								
N 316 LNF N 316 L/U				$\frac{1}{T}$	27.48.011			
				$\frac{1}{T}$	27.48.012			
N 316 H	05.76 -			$\frac{1}{T}$	27.48.009			
				$\frac{1}{T}$	27.48.009			
N 316	05.76 -			$\frac{1}{T}$	27.48.009			
				$\frac{1}{T}$	27.48.009			
					27.48.012		estate bus	
N 316 K N 316 SHD				$\frac{1}{T}$	27.48.011			
				$\frac{1}{T}$	27.48.009			
N 316/3 U/K/SHD				$\frac{1}{T}$	27.48.011			
				$\frac{1}{T}$	27.48.009			
					27.48.011			
N 318/3 U/K/SHD				$\frac{1}{T}$	27.48.013			
				$\frac{1}{T}$	27.48.011			
					27.48.009			
318 LNF				$\frac{1}{T}$	27.48.011			
				$\frac{1}{T}$	27.48.031			
					27.48.011			
N 320 - N 326								
N 321 U/K				$\frac{1}{T}$	27.48.009			
				$\frac{1}{T}$	27.48.012			
					27.48.011			
N 326 /3				$\frac{1}{T}$	27.48.013		estate bus	
				$\frac{1}{T}$	27.48.009		estate bus	
					27.48.011		estate bus	
N 412 - N 416								
N 407 Cityliner				$\frac{1}{O}$	27.36.180			
				$\frac{1}{O}$	27.36.180			
N 412 N 413				$\frac{1}{T}$	27.48.011		06.1976->	
					27.48.009		public transit bus	
				$\frac{1}{T}$	27.48.012		06.1976->	
					27.48.009		public transit bus	
N 414 H N 416 H				$\frac{1}{T}$	27.48.009		06.1976->	
				$\frac{1}{T}$	27.48.009		06.1976->	
N 414 N 416	06.76 - 06.76 -			$\frac{1}{T}$	27.48.009			
				$\frac{1}{T}$	27.48.009			
					27.48.012		public transit bus comfort model	
N 418 - N 426								
N 426	05.76 -			$\frac{1}{T}$	27.48.013			
				$\frac{1}{T}$	27.48.011			
					27.48.011			
N 426 /3	05.76 -			$\frac{1}{T}$	27.48.013		public transit bus	
				$\frac{1}{T}$	27.48.009		public transit bus	
					27.48.011		public transit bus	
N 608 - N 640								
N 608	05.76 -			$\frac{1}{T}$	27.48.011			
					27.48.013			
				$\frac{1}{T}$	27.48.011			



NEOPLAN

year of construction	model			Gerrep number		information	original number
----------------------	-------	--	--	---------------	--	-------------	-----------------

N 608 - N 640

N 612	05.76 -			$\frac{1}{T}$	27.48.011		
					27.48.013		
					27.48.011		
					27.48.009	airport bus	
N 640	05.76 -			$\frac{1}{T}$	27.48.011	airport bus	
					27.48.011		
					27.48.013		
					27.48.011		
				$\frac{1}{T}$	27.48.009	airport bus	

N 906 - N 940

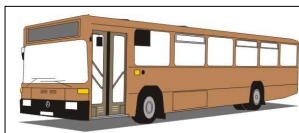
N 906	01.81 -			$\frac{1}{T}$	27.36.180		
					27.48.011	airport bus	
					27.36.195		
					27.48.009	airport bus	
N 907	01.82 -			$\frac{1}{T}$	27.48.011	airport bus	
					27.36.195		
					27.48.009	airport bus	
N 922-2				$\frac{1}{T}$	27.48.011		
					27.48.011		
N 912				$\frac{1}{T}$	27.48.011	airport bus	
					27.48.009	airport bus	
N 940				$\frac{1}{T}$	27.48.011	airport bus	
					27.48.011	airport bus	

N 3016

N 3016				$\frac{1}{T}$	27.48.031		
--------	--	--	--	---------------	-----------	--	--

N 4013 - 4032

N 4007 N 4009 N 4010 N 4011				$\frac{1}{T}$			
N 4013 N 4014 N 4015 N 4016				$\frac{1}{T}$	27.48.031		
N 4020				$\frac{1}{T}$	27.48.031		
					27.48.012	⊙⊙	
N 4021				$\frac{1}{T}$	27.48.083		
					27.48.031		
					27.48.082		
					27.48.031	⊙⊙	
N 4026, N 4026 L				$\frac{1}{T}$	27.48.013		
					27.48.011		
					27.48.009		
					27.48.011	⊙⊙	
N 4026 P, N 4026 PL				$\frac{1}{T}$	27.48.013		
					27.48.031		
					27.48.031	⊙⊙	
N 4032/4				$\frac{1}{T}$	27.48.009	●○○●	
					27.48.012		
					27.48.011	⊙⊙	



NEOPLAN

year of construction	model			Gerep number		information	original number
N 9010 - 9040							
N 9010			$\frac{1}{1}$	27.48.011			
N 9012			$\frac{1}{1}$	27.48.009			
N 9022							
N 9040							
N 9044/2			$\frac{1}{1}$	27.48.011			
			$\frac{1}{1}$	27.48.011			

NISSAN

URVAN Bus (E23)

07.86 - 11.88

2.0 (E23B)	12.82 - 11.88		$\frac{1}{0}$				56110-R8025
2.2 D	03.81 - 10.86						56110-R8026
2.3 D (E23B)	04.85 - 11.88						56110-R8027
							56110-R8028
			$\frac{0}{1}$				56210-R8027
							56210-R8028

VANETTE Bus (C22)

10.86 - 12.95

2.4 i (SLC22), 74 kW	10.86 - 12.95		$\frac{0}{0}$				
2.4 i (SLC22), 77 kW	10.86 - 12.95						
2.0 D (ULC22), 47 kW	10.86 - 12.95		$\frac{1}{0}$			coil spring axle	56210-16C26
2.0 D (ULC22), 49 kW	10.86 - 12.95						

VANETTE Bus (KC120)

06.81 - 12.87

1.5	01.83 - 12.87		$\frac{0}{0}$				56110-G2528
2.0 D	06.81 - 06.87		$\frac{0}{0}$				56210-G2526

PEUGEOT

BOXER Bus (230P)

03.94 - 04.02

2.0 i	03.94 - 04.02		$\frac{1}{1}$				5202.J0
2.0 i 4x4	08.96 - 04.02						
1.9 D	03.94 - 04.02		$\frac{0}{0}$				
1.9 TD, 66 kW	08.94 - 04.02						
1.9 TD, 68 kW	03.94 - 04.02						
1.9 TD 4x4	07.96 - 04.02						
2.5 D	08.94 - 04.02						
2.5 D 4x4	07.96 - 04.02						
2.5 TD	07.94 - 04.02						
2.5 TD 4x4	07.96 - 04.02						
2.5 TDI	01.97 - 04.02						
2.5 TDI 4x4	01.97 - 04.02						
2.8 HDI	11.00 - 04.02						

J5 Bus (280P)

09.81 - 09.90

2.0, 55 kW	09.81 - 09.90		$\frac{1}{1}$			->Chass. 0244 300	5201.93
2.0, 58 kW	01.83 - 09.90					Chass. 0244 301->	5203.13
2.5 D	09.81 - 09.90		$\frac{0}{0}$	27.21.085			5206.29

J5 Bus (290P)


09.90 - 03.94

2.0	10.90 -		$\frac{1}{1}$				5203.13
1.9 D	10.90 -						
2.5 D	10.90 -		$\frac{0}{0}$	27.21.085			5206.29
2.5 D 4x4	10.90 -						
2.5 TD	10.90 -						
2.5 TD 4x4	10.90 -						

J7 Bus

08.68 - 03.80

1.6, 44 kW	07.70 - 03.80		$\frac{1}{0}$	27.12.003			5205.93
1.6, 50 kW	08.68 - 07.70						
1.8	07.70 - 03.80						
1.9 D	08.68 - 07.78						
2.1 D	08.68 - 07.77						
2.3 D	07.77 - 03.80						



PEUGEOT

	year of construction	model			Gerep number		information	original number
J9 Bus	03.80 - 06.87							
2.0	03.80 - 06.87				27.12.003			5205.93
2.3 D	03.80 - 07.82							
2.5 D	08.82 - 06.87							

RENAULT

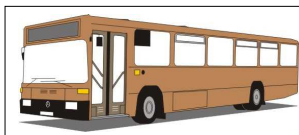
MASTER II Bus (JD/ND)	07.98 -							
2.5 D	07.98 - 01.01							7700 310 737
2.8 dTI	07.98 - 10.01				27.21.456			4500241 4500242 7700 310 740 7700 310 741
TRAFIC Bus (T5, T6, T7)	03.80 - 04.89							
1.4	03.80 - 04.89							7700 719 593
1.6	01.84 - 06.86							7700 719 594
1.7	06.86 - 04.89							
2.0	06.86 - 04.89							7700 791 602
2.1 D	03.85 - 04.89							

RENAULT TRUCKS

Citybus								
Citybus								5010 207 265
								5010 347 905
					27.53.036			5010 347 902
								5010 207 266
					27.52.013			5010 347 903
PR								
PR					27.48.086			23512099 23512157
								5000 788 365
S								
S								23512161
SC								
SC 10								

SCANIA

82								
S 82 HR					27.32.064			1012044
86								
BR 86					27.43.157			406694 410554
					27.38.099		4x	403245 410555
92								
F 92 H					27.32.064			1012044 307111
112								
BR 112					27.43.157			406694 410554
CR 112								403245 410555
N 112					27.38.099		4x	
F 112 H					27.32.064			1012044 307111
K 112 4x2					27.43.064			415848 429163
					27.38.037			415849



SCANIA

year of construction	model			Gerep number		information	original number
----------------------	-------	--	--	--------------	--	-------------	-----------------

112

K 112 TL 6x2 (high wing model)				$\frac{1}{1}$	27.43.097			426218 460081
				$\frac{1}{0}$	27.37.001	⊙⊙		421280 468194
				$\frac{1}{1}$	27.38.077	⊙X		426219
K 112 (with high assembly)				$\frac{1}{1}$	27.43.086			429161 470264
				$\frac{1}{1}$	27.43.089		④X	429162

113

K 113 TL 6x2 (high wing model)				$\frac{1}{1}$	27.43.097			426218 460081
				$\frac{1}{0}$	27.37.001	⊙⊙		421280 468194
				$\frac{1}{1}$	27.38.077	⊙X		426219

114

01.95 -

114	01.95 -	EB		$\frac{1}{1}$			ADA	488824
							ADA	483551
					27.38.202		ADA	1481359
							ADA	483553
		IB		$\frac{1}{0}$	27.42.138		AMA	1480214 1480215 483550 489509
							->Chass. 1 829 819 ->Chass. 1 843 282 ADA	470268
							Chass. 1 829 820-> Chass. 1 843 283-> ADA	488824
							Chass. 1 829 820-> Chass. 1 843 283-> ADA	483551
					27.38.202		Chass. 1 829 820-> Chass. 1 843 283-> ADA	1481359
							ADA	483553
		UA		$\frac{1}{1}$		AMA	1488337	
		UB		$\frac{1}{1}$		AMA	1488337	
						ADA	488824	
						ADA	483553	
				$\frac{1}{1}$		AMA	1523283 488823	
						AMI700	1523285 489510	
						AMI700	481949	
	$\frac{1}{1}$				⊙⊙	ASA701, ARA860	489513	



SCANIA

year of construction	model			Gerep number		information	original number
----------------------	-------	--	--	--------------	--	-------------	-----------------

124

124	01.95 -	EB		 			ADA	488824
							ADA	483551
					27.38.202		ADA	1481359
							ADA	483553
		IB		 o	27.42.138		AMA	1480214 1480215 483550 489509
							->Chass. 1 829 819 ->Chass. 1 843 282 ADA	470268
							Chass. 1 829 820-> Chass. 1 843 283-> ADA	488824
							Chass. 1 829 820-> Chass. 1 843 283-> ADA	483551
					27.38.202		Chass. 1 829 820-> Chass. 1 843 283-> ADA	1481359
							ADA	483553
		UA		 		AMA	1488337	
		UB		 		AMA	1488337	
						ADA	488824	
				 			ADA	483553
							AMA	1523283 488823
							AMI700	1523285 489510
							AMI700	481949
								ASA701, ARA860

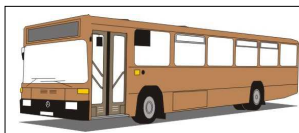
Bus

BR 116				 	27.43.157			406694 410554
							27.38.099	
OmniCity				 				488274

K 93

01.89 - 12.96

K 93 CL	01.91 - 12.96			o 	27.43.267			429164			
							27.43.086			429161 470264	
										1523283 488823	
										475915 481967	
						27.41.410			470266		
						27.41.411					
						27.42.103)	424306		
					1012044 307111						
						27.38.099		 	403245 410555		
									27.38.037		415849
									27.43.089		429162
											470268
									1523283 488823		
									470267		
	27.37.001			421280 468194							




SCANIA

	year of construction	model			Gerep number		information	original number			
K 94	01.95 -										
K 94	01.95 -	EB		$\frac{1}{T}$			ADA	488824			
							ADA	483551			
					27.38.202		ADA	1481359			
						$\frac{1}{T}$		ADA	483553		
		IB		$\frac{1}{O}$	27.42.138		AMA	1480214 1480215 483550 489509			
						$\frac{1}{T}$		->Chass. 1 829 819 ->Chass. 1 843 282 ADA	470268		
							Chass. 1 829 820-> Chass. 1 843 283-> ADA	488824			
							Chass. 1 829 820-> Chass. 1 843 283-> ADA	483551			
					27.38.202		Chass. 1 829 820-> Chass. 1 843 283-> ADA	1481359			
							ADA	483553			
					UA		$\frac{1}{T}$			AMA	1488337
								UB		$\frac{1}{T}$	
				ADA	488824						
				ADA	483553						
				$\frac{1}{T}$			AMA	1523283 488823			
							AMI700	1523285 489510			
							AMI700	481949			
							ASA701, ARA860	489513			
		K 113	01.89 - 12.97								
		K 113 K 113 CLB, 280 kW K 113 CLB, 305 kW	11.90 - 07.90 - 12.96 01.91 - 12.97			$\frac{1}{O}$	27.43.267			429164	
$\frac{1}{T}$	27.43.086								429161 470264		
									1523283 488823		
									475915 481967		
									470266		
$\frac{1}{O}$	27.41.410										
$\frac{1}{O}$	27.41.411										
$\frac{1}{O}$	27.42.103								424306		
	27.32.064								1012044 307111		
$\frac{1}{T}$	27.38.099								403245 410555		
	27.38.037								415849		
	27.43.089								429162		
									470268		
									1523283 488823		
									470267		
	$\frac{1}{O}$						27.37.001			421280 468194	




SCANIA

	year of construction	model			Gerep number		information	original number
L 94	01.95 -							
L 94	01.95 -	EB		$\frac{1}{T}$			ADA	488824
							ADA	483551
					27.38.202		ADA	1481359
							ADA	483553
		IB		$\frac{1}{O}$	27.42.138		AMA	1480214 1480215 483550 489509
				$\frac{1}{T}$			->Chass. 1 829 819 ->Chass. 1 843 282 ADA	470268
							Chass. 1 829 820-> Chass. 1 843 283-> ADA	488824
							Chass. 1 829 820-> Chass. 1 843 283-> ADA	483551
					27.38.202		Chass. 1 829 820-> Chass. 1 843 283-> ADA	1481359
							ADA	483553
		UA		$\frac{1}{T}$			AMA	1488337
		UB		$\frac{1}{T}$			AMA	1488337
				$\frac{1}{T}$			ADA	488824
							ADA	483553
				$\frac{1}{T}$			AMA	1523283 488823
							AMI700	1523285 489510
							AMI700	481949
				$\frac{1}{T}$			ASA701, ARA860	489513
L 113	01.89 - 12.96							
L 113 CLB, 191 kW L 113 CLB, 228 kW	11.93 - 12.96 01.90 - 12.96			$\frac{1}{O}$	27.43.267			429164
				$\frac{1}{T}$	27.43.086			429161 470264
								1523283 488823
								475915 481967
				$\frac{1}{O}$	27.41.410			470266
				$\frac{1}{O}$	27.41.411			
				$\frac{1}{O}$	27.42.103			424306
					27.32.064			1012044 307111
				$\frac{1}{T}$	27.38.099			403245 410555
					27.38.037			415849
					27.43.089			429162
								470268
								1523283 488823
								470267
				$\frac{1}{O}$	27.37.001			421280 468194



SCANIA

	year of construction	model			Gerep number		information	original number					
N 94		01.95 -											
N 94	01.95 -	EB		$\frac{1}{T}$			ADA	488824					
							ADA	483551					
					27.38.202		ADA	1481359					
							ADA	483553					
		IB		$\frac{1}{O}$	27.42.138			AMA	1480214 1480215 483550 489509				
									->Chass. 1 829 819 ->Chass. 1 843 282 ADA	470268			
									Chass. 1 829 820-> Chass. 1 843 283-> ADA	488824			
									Chass. 1 829 820-> Chass. 1 843 283-> ADA	483551			
							27.38.202		Chass. 1 829 820-> Chass. 1 843 283-> ADA	1481359			
									ADA	483553			
							UA		$\frac{1}{T}$			AMA	1488337
										UB		$\frac{1}{T}$	
				ADA	488824								
				ADA	483553								
				$\frac{1}{T}$			AMA	1523283 488823					
							AMI700	1523285 489510					
							AMI700	481949					
							ASA701, ARA860	489513					
		N 113		01.89 -									
		N 113	01.89 -			$\frac{1}{O}$	27.43.267			429164			
27.43.086								429161 470264					
								1523283 488823					
								475915 481967					
								470266					
27.41.410													
27.41.411													
27.42.103								424306					
								1012044 307111					
27.38.099								403245 410555					
								415849					
								429162					
								470268					
								1523283 488823					
								470267					
							27.37.001			421280 468194			



SETRA

year of construction	model			Gerep number		information	original number
----------------------	-------	--	--	--------------	--	-------------	-----------------

ComfortClass 400

10.03 -

S 415 GT, 185 kW	10.03 -	632121		$\frac{1}{1}$	27.38.184	④x		629 326 00 00
S 415 GT, 220 kW	10.03 -	632131						
S 415 GT, GT-HD, 260 kW	10.03 -							
S 415 GT, GT-HD, 300-310 kW	10.03 -							
S 416 GT-HD, S 417 GT-HD, 260 kW	10.03 -	632.133/134		$\frac{1}{1}$		④x		629 326 01 00
S 416 GT-HD, S 417 GT-HD, 310 kW	10.03 -							

TOYOTA

LITEACE Bus (_R2_LG)

01.92 - 01.95

1.5 (KR21LG)	01.92 - 01.95			$\frac{1}{0}$				48500-29585
2.2 (YR22LG)	01.92 - 01.95			$\frac{1}{0}$				48531-28160
2.0 D (CR21LG)	01.92 - 05.94							

VAN HOOL

8..

T 811				$\frac{1}{1}$				123 349
T 812								624 314 040
T 813				$\frac{1}{1}$				123 349
T 814								624 314 040
T 815 ,AC,C				$\frac{1}{1}$	27.33.133			119 464
VHT 815				$\frac{1}{1}$	27.33.133			624 313 790
T 815 -USA				$\frac{1}{1}$	27.33.133			119 464
T 818								624 313 790
T 815 4D				$\frac{1}{1}$			independent wheel suspension	123 349
								624 314 040
T 816				$\frac{1}{1}$	27.33.133			119 464
								624 313 790

A 280

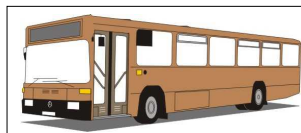
A 280				$\frac{1}{1}$				123 349
								624 314 040
				$\frac{1}{1}$				123 349
								624 314 040

AU 138

AU 138 Citybus				$\frac{1}{1}$	27.33.138			120 624
								624 313 910

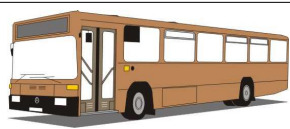
Bus

TL 13/14				$\frac{1}{1}$	27.33.133			119 464
								624 313 790
				$\frac{1}{1}$	27.33.133			119 464
								624 313 790



VOLKSWAGEN

	year of construction	model			Gerrep number		information	original number									
LT 28-46 II Bus (2DM) 04.96 -																	
2.3 2.5 SDI 2.5 TDI, 61 kW 2.5 TDI, 66 kW 2.5 TDI, 70 kW 2.5 TDI, 75 kW 2.5 TDI, 80 kW 2.8 TDI, 92 kW 2.8 TDI, 96 kW 2.8 TDI, 116 kW	05.96 - 07.96 - 05.01 - 05.99 - 05.01 - 05.96 - 08.99 05.99 - 07.97 - 09.98 01.99 - 01.02 02.02 -			†			ex axle load [t]: 1,35 Axle load limit [t]: 1,6	2D0 413 029 2D0 413 029 B									
							HD										
							27.99.214	Axle load in tons [t]: 1,75	2D0 413 029 A								
							27.99.215	HD									
								for champing vehicle	2D0 413 029 2D0 413 029 B								
							27.11.228		2D0 513 029 2D0 513 029 A 2D0 513 029 F 2D0 513 029 P								
									2D0 513 029 Q								
LT 28 I Bus (281-363) 04.75 - 06.96																	
2.0	04.75 - 09.83				27.22.003		->11.1982	281 413 031 C									
							27.21.012		->11.1982	281 513 031 D							
							27.21.119		12.1982->	283 513 031							
2.4 2.4 i 2.4 D, 51 kW 2.4 TD, 68 kW 2.4 TD, 70 kW 2.4 TD, 75 kW	12.82 - 07.92 08.89 - 06.96 08.89 - 06.96 08.89 - 06.96 09.92 - 06.96 12.82 - 07.89				27.22.003			281 413 031 C									
							27.21.119			283 513 031							
2.4 D, 55 kW	01.79 - 07.92				27.22.003			281 413 031 C									
							27.21.012		->11.1982	281 513 031 D							
							27.21.119		12.1982->	283 513 031							
TRANSPORTER T1 Bus (22, 24, 25, 28) 01.50 - 12.68																	
1.2	11.62 - 08.66				27.11.020		->07.1965	113 413 031 L									
							27.11.021		->07.1965	113 513 031 Q							
							27.11.244	!	->07.1965	113 513 031 Q							
1.5	11.62 - 08.66				27.11.020		->07.1965	113 413 031 L									
							27.11.021		08.1965->	113 513 031 Q							
							27.11.244	!	08.1965->	113 513 031 Q							
							27.11.021			113 513 031 Q							
							27.11.244	!		113 513 031 Q							
1.5	07.66 - 07.67				27.11.021			113 513 031 Q									
							27.11.244	!		113 513 031 Q							
							27.11.021			113 513 031 Q							
							27.11.244	!		113 513 031 Q							
TRANSPORTER T2 Bus 08.67 - 09.79																	
1.6, 34 kW	08.67 - 07.70						->07.1969	211 413 031 F 311 413 031 A 311 413 031 E 311 413 031 F 311 413 031 G 311 413 031 K 311 413 031 L									
							27.11.032		08.1969->	211 413 031 Q							
							27.21.045	HD!	08.1969->	211 413 031 S							
									27.21.054		->07.1969	211 513 033 A					
									27.11.028		08.1969->	211 513 031 R					
									27.21.054	HD!	08.1969->	211 513 033 A					
							1.6, 37 kW 1.7 1.8, 50 kW 1.8, 51 kW 2.0	08.70 - 04.79 08.71 - 10.73 11.73 - 07.75 01.74 - 07.75 08.75 - 04.79				27.11.032			211 413 031 Q		
														27.21.045	HD!		211 413 031 S
														27.11.028			211 513 031 R
														27.21.054	HD!		211 513 033 A



VOLKSWAGEN

	year of construction	model			Gerep number		information	original number
TRANSPORTER T3 Bus 05.79 - 07.92								
1.6	05.79 - 12.82				27.22.005			251 413 031 L
1.9, 44 kW	08.82 - 07.92				27.22.017	HD!		251 413 031 G
1.9, 57 kW	08.82 - 07.92							
1.9, 61 kW	01.83 - 07.85				27.21.013			251 513 031 H
1.9, 66 kW	08.83 - 07.85				27.21.101	HD!		251 513 031 F
2.0	05.79 - 12.82							
2.1, 64 kW	10.86 - 07.92							
2.1 i	07.89 - 07.92							
2.1, 70 kW	06.89 - 07.92							
2.1, 70 kW	08.85 - 07.92							
2.1, 82 kW	08.85 - 07.92							
1.6 D	01.81 - 07.87							
1.6 TD	08.84 - 07.92							
1.7 D	10.86 - 07.92							
1.9 Syncro	02.85 - 07.92						not for wheel rim size [Inch]: 16	251 413 031 C
2.1 Syncro, 64 kW	10.86 - 07.92							
2.1 Syncro, 70 kW	08.85 - 07.92				27.21.158		not for wheel rim size [Inch]: 16	251 513 031 D
2.1 Syncro, 82 kW	01.86 - 07.92							
1.6 TD Syncro	03.86 - 07.92							

TRANSPORTER T4 Bus (70XB, 70XC, 7DB, 7DW) 09.90 -

1.8	12.90 - 07.92							701 413 031 G
						HD!		701 413 031 E
							load capacity [kg]: 1200	701 513 031 N
							load capacity [kg]: 800/1000	701 513 031 P
						HD!		701 513 031 C
2.0	09.90 -							701 413 031 G
2.5, 81 kW	11.90 -						serial	701 413 031 G
2.5, 85 kW	08.96 -					HD!		701 413 031 E
2.8 VR 6							serial	701 413 031 E
2.8 V6	04.00 -						serial	701 413 031 E
1.9 D	09.90 -						load capacity [kg]: 1200	701 513 031 N
1.9 TD	10.92 -						load capacity [kg]: 800/1000	701 513 031 P
2.4 D, 55 kW	08.97 -						serial	701 513 031 P
2.4 D, 57 kW	09.90 -					HD		701 513 031 C
2.5 TDI, 65 kW	05.98 -						serial	701 513 031 C
2.5 TDI, 75 kW	09.95 -						serial	701 513 031 C
2.5 TDI, 111 kW	05.98 -							
2.5 Syncro, 81 kW	11.92 -							701 413 031 G
2.5 Syncro, 85 kW	07.96 -					HD!		701 413 031 E
2.4 D Syncro	10.92 -							701 513 031 P
2.5 TDI Syncro	01.96 -							701 513 031 C

TRANSPORTER T4 ambulance 09.90 - 11.95

1.8	09.90 -					HD!		701 413 031 G
2.0	09.90 -							701 413 031 E
2.5	11.90 -					HD!		701 513 031 N
2.8 VR6	11.95 -							701 513 031 C
1.9 D, TD	09.90 -							
2.4 D	09.90 -							
2.5 TDI	09.95 -							





VOLVO

B 7 01.92 -











B7R / B7R LE								3177327
								6794046
								3177328

B 9





















B 9 M	01.79 -						Chass. 20001->	3027113
					27.31.365			1134748
					27.36.013			1136643
								1134749

	VOLVO						
	year of construction	model			Gerep number		information

B 9



















B 9 S					27.36.030			3027422 3031623
								70302128
B 9 TL								3193205
								70302128


B 10

B 10 B					27.36.325			3037213		
B 10 BLE					27.36.206			3036162		
B 10 M	01.79 -				27.31.365		->Chass. 20000	1134748 1136643		
							Chass. 200001->	3027113		
					27.36.030		Chass. 200001->	3027422 3031623		
					27.31.365		coach	1134748 1136643		
							27.31.365		->Chass. 20000 articulated bus with navigated trailing truck	1134748 1136643
							27.36.013		->Chass. 20000 articulated bus with fixed trailing truck	1134749
							27.36.030		Chass. 20001-> articulated bus with navigated trailing truck	3027422 3031623
							27.36.029		Chass. 20001-> articulated bus with fixed trailing truck	3031625 3031627
							27.36.029		Chass. 20001->	3031625 3031627
							27.31.290		coach	1136644

B 12

01.92 -

B 12, 262 kW B 12, 291-298 kW B 12, 309 kW	01.92 - 01.92 - 01.92 -						for: S-5199	3027113		
							4x2	3178738		
					27.36.325		6x2	3037213		
									trailing axle	3193027
							27.36.206			3036162
							27.36.029		for: S-5199	3031625 3031627
B 12 B							independent wheel suspension	70321611		
							liveaxle chassis level: normal (N)	3178738		
					27.38.190		independent wheel suspension low-floor bus	70302099		
									->Chass. 1109 low-floor bus	70321019
							27.36.029		->Chass. 1136 trailing axle	3031625 3031627
							27.36.029		->Chass. 201	3031625 3031627
									Chass. 202->	70321019



VOLVO

year of construction	model			Gerep number		information	original number
----------------------	-------	--	--	--------------	--	-------------	-----------------

B 12 01.92 -

B 12 M					④X	->Chass. 291 liveaxle chassis level: high (H)	3178738		
						independent wheel suspension chassis level: high (H)	70321611		
					27.36.029	④X	->Chass. 291	3031625 3031627	
							Chass. 292-> chassis level: low (L) chassis level: normal (N)	70321019	
				27.36.206			④X	Chass. 292-> chassis level: high (H)	3036162
				27.36.030			●●④X		3027422 3031623

B 51 - B 59

B 51				27.36.257			150374 362960
B 57				27.36.257		->Chass. 12970	150374 362960
B 58				27.31.317		④X	1130539 365377
B 59				27.33.227			366426
				27.43.075			366427

B 609 - B 7000

B 615				27.36.257			150374 362960
B 616				27.36.257			150374 362960
B 617				27.36.257			150374 362960
B 635				27.36.257			150374 362960
B 637				27.36.257			150374 362960
B 638				27.36.257			150374 362960
B 655				27.36.257			150374 362960
B 658				27.36.257			150374 362960
B 705				27.36.257			150374 362960
B 715				27.36.257			150374 362960
B 727				27.36.257			150374 362960
B 7000							70321611
						●○	70302100
				27.38.222		○●	9520277 9522179

C 10

C 10 M	01.84 -			27.36.013		④X	1134749
--------	---------	--	--	-----------	--	----	---------



ACERBI

year of construction	model			Gerep number		information	original number
----------------------	-------	--	--	--------------	--	-------------	-----------------

Axle

axle							449751
					27.31.424		431491
					27.31.423		128711217

AL-KO

axle AXS							228.747.00.04
axle Delta S1							228.747.00.05
trailing link axle							

ANDREOLI

axle					27.31.423		
------	--	--	--	--	-----------	--	--

ASSE SANSAVINI

axle							F3041A
------	--	--	--	--	--	--	--------

AUSTERAS

axle							298771000
					27.41.474		99391004
							99391007

BARTOLETTI

axle							91 610 014
							91 610 011
					27.31.392		91 610 269
							91 610 272
							91 610 274
					91 610 259		
					91 610 264		
					91 610 266		
					91 610 263		

BATTAGLINO

axle							2606400
							041020060
					27.41.474		040180000
					27.31.424		2604800
							2609000
							2607000
		2606800					

BERTOYA

axle					27.31.424		446421001
							423016002
							423016003

BOLGAN

axle							
------	--	--	--	--	--	--	--



BPW

year of construction

model



Gerep number



information

original number

3,0 - 13 t

ON ONT			H-II	o o				02 3702 1800
					27.41.148			02 3702 1400
O			H-II	o o	27.31.376			02 3702 6700
								02 3702 1000
								02 3702 1400
								02 3702 1800
					27.31.411			02 3702 5100
					27.31.392			02 3702 2000
								02 3702 1600
								02 3702 1900
								02 3702 3600
ZZONT/O.OM			H-II	o o				02.3722.23.00
								02 3702 1400
								02.3722.64.00
VH,VO			H-II	o o				
OM			H-II	o o				02 3702 1800
								02 3702 9200
					27.31.411			02 3702 5100
					27.31.392			02 3702 2000
					27.41.269			02 3702 6000
					27.41.257			02 3702 7000
					27.41.148			02 3702 6700
								02 3702 1600
								02 3702 1900
								02 3702 3600
ONM			H-II	o o				02 3702 1800
					27.41.148			02 3702 6700
OT			H-II	o o				02 3722 1400
								02.3722.64.00
								02 3702 1800
					27.31.411			02 3702 5100
					27.31.392			02 3702 2000
					27.41.269			02 3702 6000
					27.41.148			02 3702 6700
								02 3702 1600
								02 3702 1900
								02 3702 3600
			H-II	o o	27.31.400	HD		02 3702 1900
								02 3702 3600
								02 3702 5200
								02.3722.63.00

Serie LL

HFF 9010 LL			H-II	o o				02 3722 1400
								02.3722.64.00

Serie SLO

SLO-Aggregate			H-II	o o				02 3722 1400
---------------	--	--	------	--------	--	--	--	--------------



BREMACH

year of construction	model			Gerep number		information	original number
----------------------	-------	--	--	--------------	--	-------------	-----------------

Axle

axle					27.21.379		80905
------	--	--	--	--	-----------	--	-------

C.V.S.

axle					27.31.423		514287
------	--	--	--	--	-----------	--	--------

CALABRESE

axle							2733367
					27.31.392		128711209

CAMPANA

axle							090200300
------	--	--	--	--	--	--	-----------

CAR LUX

axle							

CAR VENETA

axle					27.41.474		60030019
							60030059

CARDI

axle					27.31.381		
					27.31.400		00501300
					27.31.424		00501310
					27.31.423		00500600
							501000
		500900					

CHEREAU

axle SAF					27.31.390		0500900
----------	--	--	--	--	-----------	--	---------

CORDERO

axle							1303004
							1303003
					27.31.424		1303007
							1303006

EMIL CAMION

axle							
------	--	--	--	--	--	--	--

ERIBA-HYMER

Caravan

NOVA 500 L							248.195.00.01.04
------------	--	--	--	--	--	--	------------------

ETA

Axle

BPW							02 3722 1400
-----	--	--	--	--	--	--	--------------



F.A.D. GKN

year of construction

model



Gerrep number



information

original number

Axle

axle			H-H	o/o				354F002
								554FR001

FENDT

Caravan Trailer

570 660			H-H	o/o				19 624/6
------------	--	--	-----	-----	--	--	--	----------

FIA CESCHI EUROPE

Axle

axle			H-H	o/o				051101
								051075
								055904

FILIA

axle			H-H	o/o	27.36.333			
------	--	--	-----	-----	-----------	--	--	--

FRANCHIN

axle			H-H	o/o				
------	--	--	-----	-----	--	--	--	--

FRUEHAUF

Trailer

OE 87001			H-H	o/o	27.31.390			10490.50.565.1
----------	--	--	-----	-----	-----------	--	--	----------------

GIGANT (Trenkamp + Gehle)

Trailer			H-H	o/o				196 114
					27.36.107			196 103
								196 107
						HD		196 111
					27.31.400	HD!		196 111

GIRELLI

Axle

axle			H-H	o/o				00450560
					27.41.474			01070460
					27.31.423			200418800
								03990560

HAHN

Caravan

Tandem (with load compensation)			H-H	o/o				19 624/6
---------------------------------	--	--	-----	-----	--	--	--	----------

HENDRICKSON

Axle

axle			H-H	o/o	27.41.337			
------	--	--	-----	-----	-----------	--	--	--



KAISER

year of construction	model	⚡	⚙	Gerep number	i	information	original number
----------------------	-------	---	---	--------------	---	-------------	-----------------

Axle

axle			⚡	⚙	27.31.358			2.376.0010.02
					27.31.381			LEI 16500/500/52
					27.46.022			
					27.31.390			LEI 180002700/52

KÄSSBOHRER

VC 12 - D 17			⚡	⚙	27.41.196			8.231.092.000 8.231.276.000 8.231.293.000 8.231.293.000 C 8.231.293.100 8.231.293.100 D 8.271.276.000
					27.41.153			HD

Trailer

Trailer			⚡	⚙	27.41.230			8.231.257.000 8.231.257.000 D 8.231.257.100 D
crank axle crank axle VC 12L, D 17L			⚡	⚙	27.41.153	■		8.231.092.000 8.231.092.000 D 8.231.092.000 DG 8.231.276.000
V14L			⚡	⚙	27.41.196	■		8.231.092.000 8.231.276.000 8.231.293.000 8.231.293.000 C 8.231.293.100 8.231.293.100 D 8.271.276.000

KIP

Caravan

Bergische axle			⚡	⚙				
Nieper axle			⚡	⚙				

LAG

Axle

7t -			⚡	⚙	27.31.358			
------	--	--	---	---	-----------	--	--	--

LANGENDORF

axle			⚡	⚙	27.31.390			7800
------	--	--	---	---	-----------	--	--	------

LECINENA

axle			⚡	⚙	27.36.107			
					27.31.400			

LECITRAILER

axle			⚡	⚙	27.31.277			2.376.0022.00
								5180011
					27.31.392			5180021
					27.36.107			
					27.31.400	HD!		



LEGRAS INDUSTRIES

year of construction	model			Gerep number		information	original number
----------------------	-------	--	--	--------------	--	-------------	-----------------

Axle

axle					27.36.333			0036114
					27.31.381			21215742

LOHR

16 t					27.46.022			A 06.030.510
------	--	--	--	--	-----------	--	--	--------------

MECCANICA MURGIANA

axle								
------	--	--	--	--	--	--	--	--

MENCI

axle								2461
------	--	--	--	--	--	--	--	------

MERCEDES BENZ

TZ4 / 8C 6-9		749.324/325						946 326 05 00
TZ5 / 8C 7-9		749334						946 326 07 00
TE5 / 8C 7-9		749349						
TE4 / 8C 6-9								

ACTROS 1831 - 1858

06.96 -

1843,1843 L	09.96 -	950004 950006 950.032/034-036 950034 950036			27.31.297			006 323 16 00		
					27.36.176			006 323 33 00		
								006 323 39 00		
								006 323 40 00		
					27.36.172			005 323 96 00		
								006 323 73 00		
					27.36.406		Axle load in tons [t]: 7,1	006 323 78 00		
								006 323 79 00		
								005 323 95 00		
								006 323 37 00		
								006 323 61 00		
							27.31.300		005 326 14 00	
							27.36.171	④X	006 326 05 00	
							27.46.075	④X	005 326 10 00	
										005 326 09 00
										005 326 57 00
										005 326 58 00
										005 326 59 00
				27.46.073	④X	005 326 63 00				
					005 326 60 00					
					005 326 64 00					
				27.36.406		Axle load in tons [t]: 7,1	006 323 78 00			
						006 323 79 00				
				27.31.350			006 323 51 00			
				27.36.419		375 323 00 00				
						005 323 99 00				
				27.31.300			006 323 83 00			
						005 326 14 00				
						006 326 05 00				
				27.41.321			005 326 12 00			
				27.41.322			005 326 25 00			



MERCEDES BENZ

year of construction	model			Gerep number		information	original number
ACTROS 1831 - 1858		06.96 -					
1848,1848 L	09.96 -	950004			27.31.297		006 323 16 00
1853,1853 L	09.96 -	950006			27.36.176		006 323 33 00
		950032					006 323 39 00
		950034					006 323 40 00
		950036			27.36.172		005 323 96 00
					27.36.406	Axle load in tons [t]: 7,1	006 323 78 00
							006 323 79 00
							005 323 95 00
							006 323 37 00
							006 323 61 00
					27.31.300		005 326 14 00
					27.36.171		006 326 05 00
					27.46.075		005 326 10 00
							005 326 09 00
							005 326 57 00
							005 326 58 00
							005 326 59 00
							005 326 63 00
					27.46.073		005 326 60 00
							005 326 64 00
					27.36.406	Axle load in tons [t]: 7,1	006 323 78 00
							006 323 79 00
					27.31.350		006 323 51 00
					27.36.406	Axle load in tons [t]: 7,1	375 323 00 00
							006 323 78 00
					27.36.419		006 323 79 00
							005 323 99 00
							006 323 83 00
					27.31.300		005 326 14 00
					27.41.321		006 326 05 00
					27.41.322		005 326 12 00
							005 326 25 00

MERITOR

Flexair

WFL 041 (11t)					27.31.381		21215742
WFL 115S (11t)							21215807
WFL 115T (11t)							21221306
WFL 510 (9t)							
WFL 520 (9t)							

MIELE

Axle

axle							060AMM0500
					27.31.424		060AMM0506
							060AMM0505
							060AMM0504

MISTRALL

axle					27.31.392		7302
					27.31.424		

MONTENEGRO

axle							0500 31 668/A 050001668
------	--	--	--	--	--	--	----------------------------



NOME C

year of
construction

model



Gerep
number



information

original
number

Axle

axle			II-II	o		II	
------	--	--	-------	---	--	----	--

NUOVA MANARO

axle			II-II	o		II	
------	--	--	-------	---	--	----	--

O.M.T.

axle			II-II	o	27.31.381	II	22 450 420
------	--	--	-------	---	-----------	----	------------

OMAR

axle			II-II	o	27.31.423	II	013608
						II	013612

PEITZ

Torsion bar axle			II-II	o			10.30.974794
							10.30.974795
							10.30.973834

PEZZAIOLI

axle			II-II	o	27.31.424	II	
						II	70100000

PIACENZA

axle			II-II	o	27.31.437		1201052
					27.31.424	II	1201054
						II	1201049/45

PRIMBALL

axle			II-II	o		II	
------	--	--	-------	---	--	----	--

ROCKWELL

Semitrailer

Rice Trailer HD			II-II	o			
-----------------	--	--	-------	---	--	--	--





ROLFO

Axle




axle			II-II	o	27.46.022		112 297
							112284
					27.31.400	HD!	
					27.36.107	II	S3363
					27.31.424	II	112012
						II	112319
					27.31.423	II	112317
						II	112294
	II	112128					

ROR

axle			II-II	o			21223345
					27.41.474		21212534





	ROR						
	year of construction	model			Gerep number		information

Flexair

WFL 041 (11t) WFL 115S (11t) WFL 115T (11t) WFL 510 (9t) WFL 520 (9t)					27.31.381			21215742 21215807 21221306
---	--	--	---	---	-----------	--	--	----------------------------------



RUBERY-OWEN

Semitrailer



bushing 20 mm					27.31.381			
bushing 24 mm					27.31.390			

SAE




Axle

axle					27.31.390			8 404 174
					27.31.358			8 404 174




SAF

axle					27.41.257			2.376.0027.00
------	--	--	---	---	-----------	--	--	---------------








AR 112

AR 112					27.36.101			2.376.0009.00
--------	--	--	---	---	-----------	--	--	---------------




AR 113

AR 113					27.36.101			2.376.0009.00
--------	--	--	---	---	-----------	--	--	---------------




AR 200

AR 200					27.36.025			2.376.0002.00
					27.36.017			2.376.0003.00 2.376.0003.01 2.376.0003.02 2.376.0017.00 2.376.1007.01 2.376.1007.52
ARL 200					27.36.025			2.376.0002.00




AR 221

AR 221					27.36.137			2.376.0016.00
--------	--	--	---	---	-----------	--	--	---------------




AR 313

AR 313 RLS ARL 313					27.36.025			2.376.0002.00
-----------------------	--	--	---	---	-----------	--	--	---------------












AR 414

AR 414					27.36.025			2.376.0002.00
--------	--	--	---	---	-----------	--	--	---------------

Steering damper

steering damper					27.51.043			2.376.1005.00
-----------------	--	--	---	---	-----------	--	--	---------------

LF-Serie

LF					27.31.277			2.376.0022.00
								2.376.0031.00
					27.41.271			2.376.0020.00
								2.376.0026.00
					27.41.148			2.376.0019.00
					27.31.390			2.376.0005.00 2.376.0006.00 2.376.0008.00 2.376.0010.00
					27.31.358			2.376.0010.01 2.376.0010.02
					27.31.358			2.376.0018.00
								2.376.1001.00



SAF

year of construction

model



Gerep number



information

original number

LF-Serie

LF bushing 20 mm			II-II	o	27.31.358			2.376.0010.01 2.376.0010.02
LF bushing 24 mm			II-II	o	27.31.390			2.376.0005.00 2.376.0006.00 2.376.0008.00 2.376.0010.00

SAMRO

Axle

axle			II-II	o				2500 002
------	--	--	-------	---	--	--	--	----------

SCAM

axle			II-II	o	27.21.379			
------	--	--	-------	---	-----------	--	--	--

SCATTOLINI

axle			II-II	o			II	
------	--	--	-------	---	--	--	----	--

SIRMAC-SIMA

axle			II-II	o			/	F28517000
					27.41.474		/	F28960400

STEFEN ASSALI

axle			II-II	o			/	M01121030
							/	M01120000
					27.41.474		/	M01110085

T.I.D.TRAILERS/NEWAY

Semitrailer

Semitrailer			II-II	o	27.31.381		II	
-------------	--	--	-------	---	-----------	--	----	--

TABBERT

Caravan

370, 395, 445			II-II	o				
---------------	--	--	-------	---	--	--	--	--

TECMA

Axle

axle			II-II	o			/	11044001
							/	11044002
							/	11044006
					27.41.474		/	
							II	

TOUGHLINE TRAILERS

Semitrailer

Semitrailer			II-II	o	27.31.381		II	
-------------	--	--	-------	---	-----------	--	----	--



TRAILOR

year of construction	model			Gerep number		information	original number
----------------------	-------	--	--	--------------	--	-------------	-----------------

L-Series

L 200 TEM L 2000 TEM				27.31.358			6503123 L 6503608 P 6506635 A
L 200 TEM, -MD, LUN				27.36.333			0036114 6505245

N-Series

N 400 , -TEM, -LUN				27.36.333			0036114 6505245
						6503123 L 6503608 P 6506635 A	

TRAS CAR

Axle

axle							
							03003106770C

TRE EMME

axle							

TROUILLET

Sauer axle				27.31.358			
------------	--	--	--	-----------	--	--	--

VIBERTI

BPW							02 3702 1800
axle							
							128711303
				27.31.424			128711209
	27.31.423				128711207		

Trailer

Trailer				27.31.392			178 711 204 178 711 207 178 711 209 7299
---------	--	--	--	-----------	--	--	---

WESTFALIA

horsecarrier							524 393
--------------	--	--	--	--	--	--	---------

WEWELER

Axle

Trailer Flexair FL041				27.31.381			50.902.0 50.929.0
Indair				27.31.390			50.307.5 50.307.6

WILK

Caravan

Stern, Star (Kober-axle) Superstar (Kober-axle)							
--	--	--	--	--	--	--	--



YORK

year of
construction

model



Gerep
number



information



























original
number

Trailer

Trailer			H-H	o	27.55.019			506 246
								506 717/01 507 170
								506 717/02

ZORZI

Trailer			H-H	o				1006604
					27.41.474			1006606
								1006610 1006611
								1006609

	FENDT							
	year of construction	model			Gerep number		information	original number
Favorit								
700 800 900								G716.501.200.16 0 G816.500.200.06 0
IVECO								
160...								
160.26								4759468
180...								
180-24 180-26								4759468
190...								
190-30 190-32 TRU 190-36 TRU 190-38	01.87 - 12.87							4759468
190-35		273/6273 C						4759468
220...								
220-30 220-36 220-38	01.87 - 12.87 01.87 - 12.87							4759468
240...								
240-26 TRU 240-30 240-38	01.88 - 01.85 - 01.85 -							4759468
260...								
260-30 TRU 260-36 TRU	01.88 - 01.88 -							4759468
EuroCargo 01.91 -								
80 E 15 K, 7,49 t 80 E 15 80 E 15 K, 8 t 80 E 18, 8 t 80 E 18, 7,49 t 80 E 18 K, 7,49 t 80 E 18 K, 8 t 100 E 15 100 E 15 K 100 E 18 100 E 18 K	01.91 - 01.91 - 01.91 - 01.91 - 01.91 - 01.91 - 01.91 - 01.91 - 01.91 - 01.91 - 01.91 - 01.91 -				27.11.169 27.35.005			9840 8734 9840 8733 9943 8144
100 E 18 tector 150 E 18 tector 150 E 24 tector	09.00 - 09.00 - 09.00 -							500370248
EuroFire								
100 E 21 140 E 24 140 E 28								500370248



IVECO

year of construction	model			Gerep number		information	original number

EuroStar 01.93 - 02.02

LD 180 E 42					27.35.028		4102 8763
LD 180 E 38							4102 8764
LD 190 E 38 P	01.93 - 02.02						500348793
LD 190 E 42	01.93 - 02.02						500377878
LD 190 E 47	01.93 - 02.02						
LD 190 E 52	01.93 - 02.02						
LD 240 E 38	01.93 - 02.02						
LD 240 E 42	01.93 - 02.02						
LD 240 E 47 P	01.93 - 02.02						
LD 240 E 52 P	01.93 - 02.02						
LD 260 E 39 P	11.99 - 02.02						
LD 260 E 42 P	01.93 - 02.02						
LD 260 E 43	01.93 - 02.02						
LD 260 E 47	01.93 - 02.02						
LD 260 E 52	01.93 - 02.02						
LD 400 E 38 TXP,LD 440 E 38 TXP	01.93 - 02.02						
LD 400 E 42 TXP,LD 440 E 42 TXP	01.93 - 02.02						
LD 400 E 47	01.93 -						
LD 400 E 52	01.93 -						
LD 440 E 38 T	01.93 - 02.02						
LD 440 E 38 TZ	01.93 - 02.02						
LD 440 E 39 T	11.99 - 02.02						
LD 440 E 42 T	01.93 - 02.02						
LD 440 E 42 TZ	01.93 - 02.02						
LD 440 E 43 TP	01.93 - 02.02						
LD 440 E 43 TX/P	11.99 - 02.02						
LD 440 E 47 T	01.93 - 02.02						
LD 440 E 47 TZ	01.93 - 02.02						
LD 440 E 52 T	01.93 - 02.02						
LD 440 E 52 TZ	01.93 - 02.02						
LD 190 E 39 P	11.99 - 02.02				27.35.031		4102 8761
							4102 8762
							500332741
							500377859

EuroTech MH 09.98 -

190 E 31	09.98 -				27.35.022		4102 8759
190 E 35	09.98 -						4102 8760
260 E 24 Y/P	11.99 -						500348797
260 E 31 Y/P	11.99 -						500377861
260 E 35 Y/P	11.99 -						
440 E 31	01.98 -						
440 E 35							

EuroTech MP 01.92 -

180 E 34	01.92 - 12.93				27.35.028		4102 8763
180 E 38	01.92 - 12.93						4102 8764
240 E 38	01.92 -						500348793
							500377878
					27.35.031		4102 8761
							4102 8762
							500332741
							500377859
180 E 42	01.92 - 12.93				27.35.028		4102 8763
							4102 8764
							500348793
							500377878



IVECO

	IVECO							
	year of construction	model			Gerep number		information	original number
EuroTech MP	01.92 -							
190 E 34 190 E 38 190 E 42 240 E 34 260 E 38 P 260 E 42 400 E 34 T, 440 E 34 T 400 E 38 T, 440 E 38 T 440 E 38 TZ	01.93 - 01.93 - 01.93 - 09.95 - 12.96 01.94 - 01.94 - 01.92 - 01.92 - 01.93 -				27.35.022 27.35.028	 		4102 8759 4102 8760 500348797 500377861 4102 8763 4102 8764 500348793 500377878
					27.35.031			4102 8761 4102 8762 500332741 500377859
190 E 39 190 E 43 /P 240 E 25 240 E 26 240 E 30 PS 260 E 39 260 E 43 325 E 27 440 E 34 440 E 39 TP 440 E 39 TX/P 440 E 43 TP	11.99 - 01.01 - 01.97 - 11.99 - 11.99 - 01.92 - 11.99 - 11.99 - 11.99 -				27.35.022			4102 8759 4102 8760 500348797 500377861
240 E 42 400 E 38 TXP	01.92 - 11.93 - 12.96				27.35.022 27.35.028	 		4102 8759 4102 8760 500348797 500377861 4102 8763 4102 8764 500348793 500377878
400 E 42 T, 440 E 42 T	01.92 -				27.35.028			4102 8763 4102 8764 500348793 500377878
					27.35.029			500387621
440 E 42 TZ	01.93 -				27.35.022 27.35.028			4102 8759 4102 8760 500348797 500377861 4102 8763 4102 8764 500348793 500377878
					27.35.029 27.35.031			500387621 4102 8761 4102 8762 500332741 500377859



IVECO

year of construction	model		Gerep number		information	original number

EuroTech MT *01.92 - 08.98*

180 E 24	01.92 - 12.96				27.35.022		4102 8759
180 E 24 K	01.93 - 12.96						4102 8760
180 E 27	01.92 - 12.96						500348797
180 E 27 K	01.92 - 12.96						500377861
180 E 30 R	01.92 - 12.96						
					27.11.216	->Chass. 160078	9847 2611
					27.11.215	Chass. 160079->	500348789
							9943 3007
							9943 3008
							9943 3009
							9945 4195
							9945 4196
							9945 4197
					27.35.023		500307353
							500353511
							500379694
							9945 5910
							500307352
							9847 3215
							9945 5909
180 E 34 R	01.92 - 12.93				27.35.022		4102 8759
400 E 34 T	01.92 - 08.98						4102 8760
							500348797
					27.35.028		4102 8763
							4102 8764
							500348793
							500377878
190 E 24	01.97 - 08.98				27.35.022		4102 8759
190 E 24 K	01.97 - 08.98						4102 8760
190 E 26							500348797
190 E 27	01.97 - 08.98						500377861
190 E 27 K	01.97 - 08.98						
190 E 30	01.97 - 08.98						
190 E 30 K	01.97 - 08.98						
400 E 30 T	01.92 - 08.98						

EuroTrakker *01.93 -*

MP 190 E 31 H Cursor	09.99 -				27.35.028		4102 8763
MP 190 E 31 W Cursor	09.99 -						4102 8764
							500348793
							500377878
					27.35.029		500387621
MP 190 E 35 H Cursor	09.99 -				27.35.029		500387621
MP 190 E 38 W Cursor	01.01 -						
MP 190 E 44 W Cursor	09.00 -						
MP 260 E 31 HB Cursor	01.01 -						
MP 260 E 35 H Cursor	01.00 -						
MP 260 E 38 H Cursor	01.01 -						
MP 260 E 44 W Cursor	01.01 -						
MP 340 E 35 H Cursor	09.99 -						
MP 340 E 35 HB Cursor	01.01 -						
MP 340 E 38 H Cursor	01.01 -						
MP 340 E 38 HB Cursor	01.01 -						
MP 340 E 44 H Cursor	01.01 -						
MP 340 E 44 HB Cursor	01.01 -						
MP 380 E 38 H Cursor	01.01 -						
MP 380 E 38 W Cursor	01.01 -						
MP 380 E 44 H Cursor	01.01 -						
MP 380 E 44 W Cursor	01.01 -						
MP 410 E 38 H Cursor	01.01 -						



IVECO

	year of construction	model			Gerep number		information	original number
EuroTrakker		01.93 -						
MP 190 E 37 H	01.93 -				27.35.028			4102 8763
MP 190 E 37 W	01.93 -							4102 8764
MP 260 E 34 W	01.93 -							500348793
MP 260 E 34 H	01.93 -							500377878
MP 260 E 37 H	01.93 -							
MP 260 E 37 W	01.93 -							
MP 260 E 42 H	01.93 -							
MP 260 E 42 W	01.93 -							
MP 260 E 47								
MP 330 E 37	01.93 -							
MP 380 E 31								
MP 380 E 37 H	01.94 -							
MP 380 E 37 W	01.93 -							
MP 380 E 42 H	01.93 -							
MP 380 E 42 W	01.93 -							
MP 380 E 47								
MP 400 E 31								
MP 260 E 31 H Cursor	09.99 -				27.35.029			500387621
					27.35.031			4102 8761
								4102 8762
								500332741
								500377859
MP 340 E 34 H	01.94 -				27.35.022			4102 8759
MP 340 E 37 H	01.94 -							4102 8760
MP 340 E 42 H	01.95 -							500348797
MP 410 E 37 H	01.94 -							500377861
MP 400 E 34 HT	01.93 -				27.35.031			4102 8761
								4102 8762
								500332741
								500377859
MP 400 E 37 HT	01.93 -				27.35.028			4102 8763
MP 720 E 37 HT	01.94 -							4102 8764
MP 720 E 37 WT	01.97 -							500348793
MP 720 E 42 HT	01.94 -							500377878
MP 720 E 42 WT	01.97 -				27.35.029			500387621
					27.35.031			4102 8761
								4102 8762
								500332741
								500377859
MP 400 E 37 WT	01.97 -				27.35.028			4102 8763
								4102 8764
								500348793
								500377878
					27.35.029			500387621
					27.35.031			4102 8761
								4102 8762
								500332741
								500377859
MP 400 E 42 HT	01.95 -				27.35.028			4102 8763
MP 400 E 42 WT	01.97 -							4102 8764
MP 440 E 37 HT	01.93 -							500348793
MP 440 E 42 HT	01.97 -							500377878
MP 720 E 47 HT	09.98 -				27.35.031			4102 8761
								4102 8762
								500332741
								500377859
MP 410 E 42 W	01.97 -				27.35.022			4102 8759
								4102 8760
								500348797
								500377861
					27.35.029			500387621
					27.35.031			4102 8761
								4102 8762
								500332741
								500377859
driver's cab								
190-38					27.11.079			4207 0286



IVECO

year of construction

model



Gerep number



information

original number

driver's cab





NC cabin					27.21.205			4200 1827
----------	--	--	--	--	-----------	--	--	-----------

driver's cab-long distance traffic (SPR-2)






C/HR (OnRoad)					27.11.215		short driver's cab	500348789 9943 3007 9943 3008 9943 3009 9945 4195 9945 4196 9945 4197
								27.35.024
L/HR (OnRoad) L/LR (OnRoad) L/MR (OnRoad)					27.11.215		long driver's cab	500348789 9943 3007 9943 3008 9943 3009 9945 4195 9945 4196 9945 4197
								27.35.024

multi-purpose driver's cab (SPR-2)







C/LR (OffRoad)					27.11.215		short driver's cab	500348789 9943 3007 9943 3008 9943 3009 9945 4195 9945 4196 9945 4197			
C/LR (OnRoad)					27.11.215		short driver's cab	500348789 9943 3007 9943 3008 9943 3009 9945 4195 9945 4196 9945 4197			
								27.11.216		short driver's cab	9847 2611
L/LR (OffRoad) L/MR (OffRoad)					27.11.215		long driver's cab	500348789 9943 3007 9943 3008 9943 3009 9945 4195 9945 4196 9945 4197			
L/LR (OnRoad)					27.11.215		long driver's cab	500348789 9943 3007 9943 3008 9943 3009 9945 4195 9945 4196 9945 4197			
								27.11.216		long driver's cab	9847 2611
								27.35.023		long driver's cab	500307352 9847 3215 9945 5909
								27.35.024		long driver's cab	500307338 500352808 500379698

	IVECO						
	year of construction	model			Gerep number		information

multi-purpose driver's cab (SPR-2)



L/MR (OnRoad)					27.11.215		long driver's cab	500348789
								9943 3007
								27.11.216
					27.35.024		long driver's cab	9943 3009
								9945 4195
								9945 4196
								9945 4197
								9847 2611
								500307338
								500352808
								500379698

Stralis 02.02 -



AS 260S40/ (PS, FP-CM, FS-CM,FP-GV)	02.02 -				27.21.419			500357351
AS 260S43/ (PS, FP-CM, FS-CM, FP-GV)	02.02 -				27.21.421			500357352
AS 260S48/ (PS, FP-CM, FS-CM, FP-GV)	02.02 -							
AS 260S54/PS	02.02 -							
AS 440S40 (T/P, T/FP-LT)	02.02 -							
AS 440S40 TX/P	02.02 -							
AS 440S43 (T/P, T/FP-LT)	02.02 -							
AS 440S43 TX/P	02.02 -							
AS 440S48 (T/P, T/FP-LT)	02.02 -							
AS 440S48 TX/P	02.02 -							
AS 440S54 T/P	02.02 -							

MAGIRUS-DEUTZ

250...



256 M 19 FL		272M16333/8 343/8342						
-------------	--	-------------------------	---	---	--	--	--	--

290...



290 M 19 FL 290 FS M 22 FLL		272M16333/8 343/8342						
--------------------------------	--	-------------------------	---	---	--	--	--	--

MAN



7 ...

BF 780					27.11.024			81.43701.6185 81.43701.6379
--------	--	--	---	---	-----------	--	--	--------------------------------



8 ...

8.156 F					27.11.024			81.43701.6185 81.43701.6379
---------	--	--	---	---	-----------	--	--	--------------------------------



9 ...

9.156 F 9.186 F					27.11.024			81.43701.6185 81.43701.6379
--------------------	--	--	---	---	-----------	--	--	--------------------------------

10 ...

10.212 BF					27.11.024			81.43701.6185 81.43701.6379
-----------	--	--	---	---	-----------	--	--	--------------------------------

11 ...

11.136 H 11.136 HAK 11.136 HK 11.136 HS					27.11.024			81.43701.6185 81.43701.6379
--	--	--	---	---	-----------	--	--	--------------------------------

**MAN**

year of construction

model



Gerep number



information

original number

13 ...

13.136 H,HA 13.136 HAK 13.136 HK 13.168 H,HA 13.168 HAK 13.168 HAS 13.168 HK 13.168 HS 13.215 F 13.230 F 13.250 F					27.11.024			81.43701.6185 81.43701.6379
13.168 F 13.192 F					27.12.001			81.43701.6143 81.43701.6375
13.192 U					27.11.024			81.43701.6185 81.43701.6379
					27.11.110			81.43701.6291 81.43701.6331

14 ...

14.192 U					27.11.024			81.43701.6185 81.43701.6379
					27.11.110			81.43701.6291 81.43701.6331

15 ...

15.136 H,HA 15.136 HAK 15.136 HK 15.168 H,HA 15.168 HAK 15.168 HK 15.192 H,HA 15.192 HAK 15.192 HAS 15.192 HK 15.192 HS 15.216 H,HA 15.216 HAK 15.216 HAS 15.216 HK 15.216 HS					27.11.024			81.43701.6185 81.43701.6379
15.168 F 15.200 F 15.240 F					27.12.001			81.43701.6143 81.43701.6375
15.192 U					27.11.024			81.43701.6185 81.43701.6379
					27.11.110			81.43701.6291 81.43701.6331

16 ...

16.168 F 16.168 FKO 16.168 FM 16.192 F 16.192 FKO 16.192 FM 16.200 F 16.200 FR 16.240 F 16.240 FR 16.256 F 16.256 FL 16.280 FL 16.320 DF 16.320 DFA 16.320 FL					27.12.001			81.43701.6143 81.43701.6375
--	--	--	--	--	-----------	--	--	--------------------------------



MAN

	MAN							
	year of construction	model			Gerep number		information	original number
16 ...								
16.215 FN 16.230 FN 16.256 HAK 16.256 HAS 16.256 HK 16.256 HS 16.320 UK					27.11.024			81.43701.6185 81.43701.6379
16.220 FA 16.240 FA		520			27.12.001			81.43701.6143 81.43701.6375
16.291 16.320 UL 16.321 U 16.361					27.11.110			81.43701.6291 81.43701.6331
16.320 U 16.321 16.321 UL					27.11.024			81.43701.6185 81.43701.6379
					27.11.110			81.43701.6291 81.43701.6331
17 ...								
17.220 FA 17.240 FA		520			27.11.110			81.43701.6291 81.43701.6331
19 ...								
19.200 F 19.240 F 19.320 DF 19.320 DFA 19.320 FR					27.12.001			81.43701.6143 81.43701.6375
19.240 FA 19.256 F		520			27.12.001			81.43701.6143 81.43701.6375
19.291 19.320 U 19.321 19.321 U 19.361					27.11.110			81.43701.6291 81.43701.6331
20 ...								
20.320 FVLS					27.12.001			81.43701.6143 81.43701.6375
22 ...								
22.200 FNLM 22.240 FNL 22.280 FNLM 22.320 FNL 22.320 FVLS					27.12.001			81.43701.6143 81.43701.6375
22.291 UNL/LL 22.331 UNL/LL 22.361 UNL/LL	01.89 - 01.89 - 01.89 -	930			27.11.110			81.43701.6291 81.43701.6331
					27.11.024			81.43701.6185 81.43701.6379
22.320 UNL 22.321 UNL					27.11.110			81.43701.6291 81.43701.6331
24 ...								
24.291 UNL/LL 24.331 UNL/LL 24.361 UNL/LL	01.89 - 01.89 - 01.89 -	930			27.11.110			81.43701.6291 81.43701.6331
					27.11.024			81.43701.6185 81.43701.6379
25 ...								
25.291 UNL/LL 25.331 UNL/LL 25.361 UNL/LL	01.89 - 01.89 - 01.89 -	930			27.11.110			81.43701.6291 81.43701.6331
					27.11.024			81.43701.6185 81.43701.6379

**MAN**year of
construction

model

Gerep
number

information

original
number**26 ...**

26.240 DF 26.240 DFA 26.256 DF 26.256 DFA 26.320 DF					27.12.001			81.43701.6143 81.43701.6375
26.291 UNL/LL 26.331 UNL/LL 26.361 UNL/LL	01.89 - 01.89 - 01.89 -	930			27.11.110			81.43701.6291 81.43701.6331
					27.11.024			81.43701.6185 81.43701.6379

30 ...

30.240 DF 30.240 DFA 30.240 VFR 30.256 DF 30.256 DFA 30.320 DF 30.320 DFA					27.12.001			81.43701.6143 81.43701.6375
---	--	--	--	--	-----------	--	--	--------------------------------



MAN

	MAN							
	year of construction	model			Gerep number		information	original number
F 90	<i>06.86 - 12.97</i>							
16.242 4x4 FL 16.262 4x4 FL 16.272 4x4 FL 16.292 4x4 FL 16.302 4x4 FL 16.322 4x4 FL 16.332 4x4 F 16.332 4x4 FLL 16.362 4x4 F 16.362 4x4 FLL 16.372 4x4 FL 16.372 4x4 FLL 16.402 4x4 FL 16.422 4x4 FL 16.422 4x4 FLL 19.242 FA 19.242 F,19.242 FL,19.242 FLL 19.242 FS,19.242 FLS,19.242 FLLS 19.262 F,19.262 FL,19.262 FLL 19.262 FA 19.262 FAS 19.262 FAK 19.272 FA 19.272 FAS 19.272 FK 19.272 FAK 19.292 F,19.292 FL,19.292 FLL 19.292 FA 19.292 FAS 19.292 FAK 19.302 FA 19.302 4x4 FL 19.302 4x4 FLL 19.322 F,19.322 FL,19.322 FLL 19.322 FA 19.322 FS,19.322 FLS,19.322 FLLS 19.322 FAS 19.322 FK 19.322 FAK 19.332 F,19.332 FL,19.332 FLL 19.332 FA 19.332 FS,19.332 FLS,19.332 FLLS 19.332 FAS 19.332 FK 19.332 FAK 19.342 FA 19.342 FAS 19.342 FK 19.342 FAK 19.362 F,19.362 FL,19.362 FLL 19.362 FA 19.362 FS,19.362 FLS,19.362 FLLS 19.362 FAS 19.362 FK 19.362 FAK 19.372 FA	01.88 - 01.89 01.88 - 01.89 01.88 - 02.90 02.89 - 02.90 02.89 - 02.90 02.89 - 02.90 02.90 - 05.95 02.90 - 05.95 02.90 - 05.95 02.90 - 05.95 07.86 - 02.90 05.88 - 02.90 05.88 - 02.90 05.88 - 02.90 02.90 - 05.95 02.90 - 06.96 02.90 - 05.95 02.90 - 06.96 02.90 - 05.95 02.90 - 06.96 07.86 - 02.90 05.88 - 02.90 07.86 - 02.90 05.88 - 02.90 07.86 - 02.90 05.88 - 02.90 05.94 - 06.96 05.94 - 06.96 05.94 - 05.95 05.94 - 06.96 07.86 - 02.90 05.88 - 02.90 07.86 - 02.90 05.88 - 02.90 07.86 - 02.90 05.88 - 02.90 02.90 - 06.96	F01 F02 F03 F04			27.11.196			81.41722.6036
19.372 F,19.372 FL,19.372 FLL, 272 kW	02.90 - 05.95	F01 F02 F03 F02			27.11.196			81.41722.6036
					27.14.005		short driver's cab	81.41722.6014
							long driver's cab	81.41722.6009 81.41722.6012 81.41722.6033
							short driver's cab	81.41722.6015
							long driver's cab	81.41722.6010 81.41722.6013



MAN

	year of construction	model			Gerep number		information	original number
F 90 <i>06.86 - 12.97</i>								
19.372 FAK		F02			27.14.007			81.41722.6016 81.41722.6050
					27.11.094			81.41722.6017 81.41722.6045
19.372 F,19.372 FL,19.372 FLL, 249 kW	05.90 - 04.95	F02			27.14.005		short driver's cab	81.41722.6014
							long driver's cab	81.41722.6009 81.41722.6012 81.41722.6033
							short driver's cab	81.41722.6015
							long driver's cab	81.41722.6010 81.41722.6013
		F03			27.11.196			81.41722.6036
26.292 DFS 26.292 DFK		F90			27.14.005		short driver's cab	81.41722.6014
							long driver's cab	81.41722.6009 81.41722.6012 81.41722.6033
							short driver's cab	81.41722.6015
							long driver's cab	81.41722.6010 81.41722.6013
F 90 underfloor <i>06.86 - 09.96</i>								
14.262 4x2 U 14.272 4x2 U 16.322 4x2 U 16.332 U, 16.332 ULL 16.362 U, 16.362 ULL 16.372 4x2 U 16.422 4x2 U 17.262 4x2 U 17.272 4x2 U 19.322 U,19.322 ULL 19.332 U,19.322 ULL 19.362 U,19.362 ULL 19.372 U,19.372 ULL 19.422 U,19.422 ULL	05.90 - 05.90 - 02.90 - 05.94 07.86 - 02.90 07.86 - 01.91 02.90 - 05.94 02.90 - 05.94	U01 U03 U11 U13 U20			27.14.005		short driver's cab	81.41722.6014
							long driver's cab	81.41722.6009 81.41722.6012 81.41722.6033
							short driver's cab	81.41722.6015
							long driver's cab	81.41722.6010 81.41722.6013
22.322 UNL, 22.322 UNLL 22.332 UNL, 22.332 UNLL 22.362 UNL, 22.362 UNLL 22.372 UNL, 22.372 UNLL 22.422 UNL, 22.422 UNLL		U15 U16			27.14.005		short driver's cab	81.41722.6014
							long driver's cab	81.41722.6009 81.41722.6012 81.41722.6033
					27.14.007			81.41722.6016 81.41722.6050
							short driver's cab	81.41722.6015
							long driver's cab	81.41722.6010 81.41722.6013
					27.11.094			81.41722.6017 81.41722.6045
24.322 UNL,24.322 UNLL 24.332 UNL,24.332 UNLL 24.362 UNL,24.362 UNLL 24.372 UNL,24.372 UNLL 24.422 UNL,24.422 UNLL 25.322 UNL,25.322 UNLL 25.332 UNL, 25.332 UNLL 25.362 UNL, 25.362 UNLL 25.372 UNL,25.372 UNLL 25.422 UNL,25.422 UNLL 26.322 UNL,26.322 UNLL 26.332 UNL, 26.332 UNLL 26.362 UNL, 26.362 UNLL 26.372 UNL,26.372 UNLL 26.422 UNL,26.422 UNLL	02.90 - 12.90 10.86 - 02.90 10.86 - 02.90 02.90 - 12.90 02.90 - 12.90 09.90 - 12.92 09.90 - 12.92 09.90 - 12.92 09.90 - 05.94 09.90 - 05.94 09.90 - 05.94	U05 U06 U07 U15 U16			27.14.005		short driver's cab	81.41722.6014
							long driver's cab	81.41722.6009 81.41722.6012 81.41722.6033
					27.14.007			81.41722.6016 81.41722.6050
							short driver's cab	81.41722.6015
							long driver's cab	81.41722.6010 81.41722.6013
F 2000 <i>01.94 -</i>								
18.373	01.94 -	T33			27.24.019			81.41722.6031 81.41722.6047
18.403	01.94 -	T33			27.24.026			81.41722.6048 81.41722.6051
18.463	01.94 -	T33			27.11.196			81.41722.6036



MAN

	MAN							
	year of construction	model			Gerep number		information	original number
F 2000	<i>01.94 -</i>							
19.273 F,19.273 FL,19.273 FLL 19.323 FC,19.323 FLC,19.323 FLLC 19.323 FS,19.323 FLS,19.323 FLLS	01.94 - 12.95 01.94 - 12.95 01.94 - 12.95	T03					short driver's cab long driver's cab	81.41722.6015 81.41722.6010 81.41722.6013
					27.21.209	HD		81.41722.6032 81.41722.6046
					27.11.094	HD	for: Topsleeper	81.41722.6017 81.41722.6045
					27.21.433			81.41722.6049 81.41722.6052
19.293 FC,19.293 FLC,19.293 FLLC 19.293 FS,19.293 FLS,19.293 FLLS 19.343 FC,19.343 FLC,19.343 FLLC 19.343 FS,19.343 FLS,19.343 FLLS	01.94 - 01.94 - 01.94 - 01.94 -	T03 T20					short driver's cab long driver's cab	81.41722.6015 81.41722.6010 81.41722.6013
					27.21.209	HD		81.41722.6032 81.41722.6046
					27.11.094	HD	for: Topsleeper	81.41722.6017 81.41722.6045
					27.21.433			81.41722.6049 81.41722.6052
					27.24.019		not for: Topsleeper	81.41722.6031 81.41722.6047
					27.14.005			81.41722.6009 81.41722.6012 81.41722.6033
					27.24.026		for: Topsleeper	81.41722.6048 81.41722.6051
19.373 FC,19.373 FLC,19.373 FLLC 19.373 FS,19.373 FLS,19.373 FLLS 19.423 FC,19.423 FLC,19.423 FLLC 19.423 FS,19.423 FLS,19.423 FLLS	01.94 - 12.95 01.94 - 12.95 01.94 - 12.95 01.94 - 12.95	T33			27.14.007			81.41722.6016 81.41722.6050
19.403 FC,19.403 FLC,19.403 FLLC 19.403 FS,19.403 FLS,19.403 FLLS	01.94 - 01.94 -	T33			27.14.005			81.41722.6009 81.41722.6012 81.41722.6033
19.463 FC,19.463 FLC,19.463 FLLC 19.463 FS,19.463 FLS,19.463 FLLS	01.94 - 01.94 -	T33			27.24.019			81.41722.6031 81.41722.6047
26.273 DFC,26.273 DFCL 26.273 DFS,26.273 DFSL 26.273 DFK,26.273 DFLK 26.293 DFC,26.293 DFCL 26.293 DFS,26.293 DFSL 26.293 DFK,26.293 DFLK 26.323 DFC,26.323 DFCL 26.323 DFS,26.323 DFSL 26.323 DFK,26.323 DFLK 26.343 DFC,26.343 DFCL 26.343 DFS,26.343 DFSL 26.343 DFK,26.343 DFLK 27.273 6x4 DF 27.293 6x4 DF 27.323 6x4 DF 27.343 6x4 DF	01.94 - 12.95 01.94 - 12.95 01.94 - 12.95 01.94 - 01.94 - 01.94 - 01.94 - 12.95 01.94 - 12.95 01.94 - 12.95 01.94 - 01.94 - 01.94 - 08.94 - 08.94 - 08.94 - 08.94 -	T09					short driver's cab long driver's cab	81.41722.6015 81.41722.6032 81.41722.6046
					27.11.094		long driver's cab	81.41722.6017 81.41722.6045
					27.24.019		long driver's cab	81.41722.6031 81.41722.6047
							long driver's cab	81.41722.6014
					27.11.138		short driver's cab	81.43701.6629
							long driver's cab	81.41722.6010 81.41722.6013



MAN

year of construction

model



Gerep number



information

original number

F 2000

01.94 -

26.273 FNLC,26.273 FNLLC,26.273 FVLC 26.323 FNLC,26.323 FNLLC,26.323 FVLC 26.343 FNLC,26.343 FNLLC,26.343 FVLC	01.94 - 12.95	T07					short driver's cab	81.41722.6015		
	01.94 - 12.95					27.21.209		long driver's cab	81.41722.6032 81.41722.6046	
					01.94 -		27.11.094		long driver's cab	81.41722.6017 81.41722.6045
							27.24.019		long driver's cab	81.41722.6031 81.41722.6047
							27.14.007		long driver's cab	81.41722.6016 81.41722.6050
									long driver's cab	81.41722.6014
						27.14.005		long driver's cab	81.41722.6009 81.41722.6012 81.41722.6033	
							27.11.138		short driver's cab	81.43701.6629
								long driver's cab	81.41722.6010 81.41722.6013	
	35.314 VF (FE310A) 35.364 VF. (FE360A) 35.403 VFC 35.403 VFK 35.414 VF. (FE410A) 35.463 VFC 35.463 VFK 41.364 VF. (FE360A) 41.403 VFC 41.403 VFK 41.414 VF. (FE410A) 41.463 VFC 41.463 VFK				06.98 -	T46			27.11.094	
06.98 -		short driver's cab	81.41722.6045							
08.95 -		short driver's cab	81.41722.6015							
08.95 -		27.21.209	long driver's cab	81.41722.6032 81.41722.6046						
08.95 -			long driver's cab	81.41722.6010 81.41722.6013						
06.98 -			large capacity-driver's cab	81.41722.6015						
08.95 -		27.21.433			81.41722.6049 81.41722.6052					
08.95 -										
08.95 -										



MAN

	year of construction	model	🔧	🔩	Gerep number	📄	information	original number
L 2000								
<i>10.93 -</i>								
8.103 LC,8.103 LLC	10.93 - 06.96	L20 L21 L33	A.	o	27.99.120		short driver's cab	85.41722.6001
8.103 LK	10.93 - 06.96				27.11.138		long driver's cab	81.43701.6629
8.113 LC,8.113 LLC	08.95 -						Cab.: M	81.43701.6241
8.113 LC,8.113 LLC (LE110C)	09.00 -							
8.113 LK	08.95 -							
8.145 LC,8.145 LLC (LE140C)	09.00 -							
8.145 LLS (LE140C)	09.00 -							
8.145 LK (LE140C)	09.00 -							
8.153 LC,8.153 LLC	10.93 - 07.97							
8.153 LLS	10.93 - 06.96							
8.153 LK	10.93 - 07.97							
8.163 LC,8.163 LLC, 104 kW	08.95 -							
8.163 LC,8.163 LLC, 114-118 kW	05.94 -							
8.163 LC,8.163 LLC (LE160C)	09.00 -							
8.163 LLS	05.94 -							
8.163 LK	05.94 -							
8.185 LC,8.185 LLC (LE180C)	09.00 -							
8.185 LLS (LE180C)	09.00 -							
8.185 LK (LE180C)	09.00 -							
8.223 LK	10.93 - 06.96							
8.224 LK	05.94 -							
8.225 LK (LE220C)	09.00 -							
9.145 LC,9.145 LLC (LE140C)	09.00 -							
9.145 LLS (LE140C)	09.00 -							
9.145 LK (LE140C)	09.00 -							
9.153 LC,9.153 LLC	10.93 - 06.96							
9.153 LLS	10.93 - 12.95							
9.153 LK	10.93 - 06.96							
9.163 LC	08.95 - 03.97							
9.163 LC,9.163 LLC	05.94 -							
9.163 LLS	05.94 -							
9.163 LK, 104 kW	08.95 - 03.97							
9.163 LK, 114-118 kW	05.94 -							
9.185 LC,9.185 LLC (LE180C)	09.00 -							
9.185 LLS (LE 180C)	09.00 -							
9.185 LK (LE180C)	09.00 -							
9.223 LK	10.93 - 06.96							
9.224 LK	05.94 -							
9.225 LC,9.225 LLC (LE220C)	09.00 -							
9.225 LK (LE220C)	09.00 -							
8.153 LAEC	01.95 - 06.96	L22 L23	A.	o	27.99.120		short driver's cab	85.41722.6001
8.153 LAEK	01.95 - 09.96				27.11.138		long driver's cab	81.43701.6629
8.163 LAEC, 104 kW	08.95 - 03.97						not to use for double driver's cab	
8.163 LAEC, 114-118 kW	01.95 -						driver's cab medium	
8.223 LAEC	01.95 - 06.96							
8.224 LAEC	01.95 -							
8.224 LAEK	01.95 -							
9.153 LA	07.93 -							
9.164 LA	07.93 -							
9.223 LA								
9.224 LA								
8.223 LC,8.223 LLC	10.93 - 06.96	L21			A.	o	27.99.120	
8.224 LC,8.224 LLC	05.94 -		27.11.138				long driver's cab	81.43701.6629
8.225 LC,8.225 LLC (LE220C)	09.00 -						Cab.: M	81.43701.6241
9.223 LC,9.223 LLC	10.93 - 06.96							
9.224 LC,9.224 LLC	05.94 -							
10.153 LC,10.153 LLC	10.93 - 06.96	L24	A.	o	27.99.120		short driver's cab	85.41722.6001
10.153 LK	10.93 - 06.96				27.11.138		long driver's cab	81.43701.6629
10.163 LC,10.163 LLC	05.94 -						not to use for double driver's cab	
10.163 LC,10.163 LLC (LE160C)	09.00 -							
10.163 LK	05.94 -							
10.153 LAEK	10.93 - 06.96	L26 L27	A.	o	27.99.120		short driver's cab	85.41722.6001
10.163 LAEC	05.94 -				27.11.138		long driver's cab	81.43701.6629
10.163 LAEK	01.95 -						driver's cab medium	
10.223 LAEC	01.95 - 06.96							
10.224 LAEC	01.95 -							
10.224 LAEK	01.95 -							

**MAN**

	MAN							
	year of construction	model			Gerep number		information	original number
M 90	<i>08.88 - 12.98</i>							
12.152 F,12.152 FL 12.152 FS,12.152 FLS 12.152 FK 12.192 F,12.192 FL 12.192 FS,12.192 FLS 12.192 FK 12.232 F,12.232 FL 12.232 FS,12.232 FLS 12.232 FK 12.272 F,12.272 FL, 6871 ccm 12.272 F,12.272 FL, 9973 ccm 12.272 FS,12.272 FLS, 6871 ccm 12.272 FS,12.272 FLS, 9973 ccm 12.272 FK, 6871 ccm 12.272 FK, 9973 ccm 13.152 F 13.192 F 13.232 F 13.272 F	12.88 - 05.94 12.88 - 05.94 12.88 - 05.94 07.90 - 06.96 07.90 - 06.96 07.90 - 06.96 08.88 - 06.96 08.88 - 06.96 08.88 - 06.96 10.92 - 06.96 09.91 - 10.92 10.92 - 06.96 09.91 - 10.92 10.92 - 06.96 09.91 - 10.92 10.92 - 06.96 09.91 - 10.92	M01			27.11.138		short driver's cab	81.43701.6629
M 2000 L	<i>09.99 -</i>							
11.153 4x2 LL 11.163 4x2 LL 11.223 4x2 LL 11.224 4x2 LL	03.96 - 03.96 - 03.96 - 03.96 -	L72 L73			27.99.120 27.11.138		short driver's cab long driver's cab driver's cab medium	85.41722.6001 81.43701.6629



MAN

	MAN							
	year of construction	model			Gerep number		information	original number
M 2000 L	09.99 -							
12.153 4x2 L	07.95 -	L72 L74 L75			27.11.138		for: Topsleeper short driver's cab	81.43701.6629
12.153 4x2 LL	07.95 -	L76 - L76,L83			27.99.120		not for: Topsleeper short driver's cab	85.41722.6001
12.163 4x2 L	05.95 -	L77 L79 L81			27.11.138		not for: Topsleeper long driver's cab	81.43701.6629
12.223 4x2 L	06.95 -	L82 L83 L84						
12.223 4x2 LL	06.95 -	L86 L87 L88						
12.223 4x2 LLL	01.96 -	L89						
12.224 4x2 L	06.95 -							
12.224 4x2 LL	06.95 -							
12.224 4x2 LLL	01.96 -							
12.263 4x2 L	06.95 -							
12.263 4x2 LL	06.95 -							
12.263 4x2 LLL	01.96 -							
12.264 4x2 L	06.95 -							
12.264 4x2 LL	06.95 -							
12.264 4x2 LLL	01.96 -							
13.153 4x2 L	06.95 -							
13.153 4x2 LL	06.95 -							
13.163 4x2 L	06.95 -							
13.163 4x2 LL	06.95 -							
13.223 4x2 L	06.95 -							
13.223 4x2 LL	06.95 -							
13.223 4x2 LLL	01.96 -							
13.224 4x2 L	06.95 -							
13.224 4x2 LL	06.95 -							
13.263 4x2 L	06.95 -							
13.263 4x2 LL	06.95 -							
13.263 4x2 LLL	01.96 -							
13.264 4x2 L	06.95 -							
13.264 4x2 LL	06.95 -							
13.264 4x2 LLL	01.96 -							
13.283 4x2 L	06.95 -							
13.283 4x2 LL	06.95 -							
13.283 4x2 LLL	01.96 -							
14.153 4x2 L	06.95 -							
14.153 4x2 LL	06.95 -							
14.163 4x2 L	06.95 -							
14.163 4x2 LL	06.95 -							
14.163 LC,14.163 LLC	08.95 -							
14.163 LK	08.95 -							
14.223 4x2 L	06.95 -							
14.223 4x2 LL	06.95 -							
14.223 4x2 LLL	01.96 -							
14.224 LC,14.224 LLC,14.224 LLLC	08.95 -							
14.225 LC, 14.225 LLC, 14.225 LLLC (LE220B)	09.00 -							
14.225 LK (LE220B)	09.00 -							
14.255 LC, LLC, LLLC (LE250B)	09.00 -							
14.263 4x2 L	06.95 -							
14.263 4x2 LL	06.95 -							
14.263 4x2 LLL	01.96 -							
14.264 LC,14.264 LLC,14.264 LLLC	08.95 -							
14.285 LC, LLC, LLLC (LE280B)	09.00 -							
15.153 4x2 L	06.95 -							
15.153 4x2 LL	06.95 -							
15.163 LC,15.163 LLC	08.95 -							
15.163 LK	08.95 -							
15.223 4x2 L	06.95 -							
12.163 4x2 LL	05.95 -	L76			27.11.138	for: Topsleeper short driver's cab	81.43701.6629	
					27.99.120	not for: Topsleeper short driver's cab	85.41722.6001	
					27.11.138	not for: Topsleeper long driver's cab	81.43701.6629	
12.163 LC,12.163 LLC	08.95 -	L72			27.99.120	short driver's cab	85.41722.6001	
					27.11.138	long driver's cab	81.43701.6629	



MAN

	year of construction	model			Gerep number		information	original number
M 2000 L <i>09.99 -</i>								
12.224 LC,12.224 LLC	08.95 -	L73			27.99.120		short driver's cab	85.41722.6001
					27.11.138		long driver's cab driver's cab medium	81.43701.6629
18.224 LC,18.224 LLC,18.224 LLLC 18.224 LK,18.224 LLK 18.255 LC, LLC, LLLC (LE250B) 18.264 LC,18.264 LLC,18.264 LLLC 18.264 LK,18.264 LLK 18.284 LC,18.284 LLC,18.284 LLLC 18.284 LK,18.284 LLK 18.284 L-KO 18.285 LC, LLC, LLLC (LE280B)	08.95 - 08.95 - 09.99 - 08.95 - 08.95 - 06.98 - 06.98 - 06.98 - 06.98 - 09.99 -	L87			27.11.138		for: Topsleeper	81.43701.6629
					27.99.120		not for: Topsleeper	85.41722.6001
26.224 DL-HK 6x4/2 26.224 DLR-HK 6x4/2 26.225 DL-HK 6x4/2 26.225 DLR-HK 6x4/2 26.255 DL-HK 6x4/2 26.255 DLR-HK 6x4/2 26.284 DL-HK 6x4/2 26.284 DLR-HK 6x4/2 26.284 DL-TM 6x4/2 26.284 DLR-TM 6x4/2 26.285 DL-HK 6x4/2 26.285 DLR-HK 6x4/2 26.285 DL-TM 6x4/2	02.99 - 02.99 - 09.00 - 09.00 - 09.00 - 09.00 - 02.99 - 02.99 - 02.99 - 02.99 - 09.00 - 09.00 - 09.00 -	L95			27.11.138		Cab.: F20L53	81.43701.6629
					27.99.120		Cab.: F20L50	85.41722.6001
TGA <i>03.00 -</i>								
18.280 LL 18.330 LL	02.01 - 08.01 02.01 - 08.01	H04			27.21.398			85.41722.6017
					27.21.397			85.41722.6010
					27.21.424		semi trailer	85.41722.6014 85.41722.6022
					27.21.426			85.41722.6015 85.41722.6023
					27.21.396			81.41722.6059 85.41722.6019
					27.21.407		semi trailer	81.41722.6057 85.41722.6006 85.41722.6012
					27.21.412		Tipper light carriage/chassis	81.41722.6058 85.41722.6013 85.41722.6024
18.310 FLS, FLLS, FLLS/N, FLS-TS 18.360 FLS, FLLS, FLLS/N, FLS-TS 18.410 FLS-TS 18.460 FLS-TS 18.480 FLS, FLLS, FLLS/N, FLS-TS	04.00 - 04.00 - 09.02 - 09.02 - 09.02 -	H01					27.21.424	
							02.2003->	81.41722.6053
					27.21.398			85.41722.6017
					27.21.397			85.41722.6010
					27.21.407		->01.2003	81.41722.6057 85.41722.6006 85.41722.6012
							02.2003->	81.41722.6055
					27.21.407		02.2003->	81.41722.6057 85.41722.6006 85.41722.6012
								81.41722.6059 85.41722.6019
					27.21.396			85.41722.6011




















MAN

	year of construction	model			Gerep number		information	original number				
TGA	03.00 -											
26.310 FNLC, FNLLC, FVLC, FNLLW 26.360 FNLC, FNLLC, FNLLW, FVLC 26.410 FNLC, FNLLC, FNLLW, FVLC 26.460 FNLC, FNLLC, FNLLW 26.510 FNLC, FNLLC, FNLLW, FVLC	09.00 -	H17			27.21.426		->07.2002	85.41722.6015 85.41722.6023				
	09.00 -						08.2002->	81.41722.6054				
	04.00 -					27.21.398	HD	Cab.: F99L15, F99R15	85.41722.6017			
						27.21.397		Cab.: F99L15, F99R15	85.41722.6010			
	04.00 - 12.00 -						27.21.412		->07.2002	81.41722.6058 85.41722.6013 85.41722.6024		
							08.2002->	81.41722.6056				
			27.21.412				08.2002->	81.41722.6058 85.41722.6013 85.41722.6024				
				HD			Cab.: F99L15, F99R15	81.41722.6059 85.41722.6019				
			27.21.396				Cab.: F99L15, F99R15	85.41722.6011				
	26.310 FPLS, FVLS, FNLS, FNLLS 26.360 FDS, FDLS, FPLS, FNLS, FNLLS, FVLS 26.410 FPLS, FVLS, FNLS, FNLLS 26.460 FPLS, FVLS, FNLS, FNLLS 26.510 FNLS, FNLLS, FPLS, FLS		12.00 -	H17			27.21.426		->03.2001 Cab.: F99L32-37 Cab.: F99R32-37	85.41722.6015 85.41722.6023		
12.00 -			27.21.426					->07.2002 Cab.: F99L15, F99R15	85.41722.6015 85.41722.6023			
12.00 -			27.21.424					04.2001 - 01.2003 Cab.: F99L32-37,40,41 Cab.: F99R32-37,40,41	85.41722.6014 85.41722.6022			
12.00 -								02.2003-> Cab.: F99L32-37,40,41 Cab.: F99R32-37,40,41	81.41722.6053			
								08.2002-> Cab.: F99L15, F99R15	81.41722.6054			
			27.21.398				HD	Cab.: F99L15, F99R15	85.41722.6017			
12.00 -							27.21.397		Cab.: F99L15, F99R15	85.41722.6010		
								27.21.407		->01.2003 Cab.: F99L32-37,40,41 Cab.: F99R32-37,40,41	81.41722.6057 85.41722.6006 85.41722.6012	
									27.21.412		->07.2002 Cab.: F99L15, F99R15	81.41722.6058 85.41722.6013 85.41722.6024
										02.2003-> Cab.: F99L32-37,40,41 Cab.: F99R32-37,40,41	81.41722.6055	
					27.21.407			02.2003-> Cab.: F99L32-37,40,41 Cab.: F99R32-37,40,41	81.41722.6057 85.41722.6006 85.41722.6012			
								08.2002-> Cab.: F99L15, F99R15	81.41722.6056			
					27.21.412			08.2002-> Cab.: F99L15, F99R15	81.41722.6058 85.41722.6013 85.41722.6024			
					HD	Cab.: F99L15, F99R15		81.41722.6059 85.41722.6019				
		27.21.396			Cab.: F99L15, F99R15	85.41722.6011						
26.480 FNLC, FNLLC, FVLC, FVLLW 26.530 FNLC, FNLLC, FNLLW, FVLC		09.02 -	H17						08.2002->	81.41722.6054		
		09.02 -						27.21.398	HD	Cab.: F99L15, F99R15	85.41722.6017	
							27.21.397		Cab.: F99L15, F99R15	85.41722.6010		
							08.2002->	81.41722.6056				
						27.21.412		08.2002->	81.41722.6058 85.41722.6013 85.41722.6024			
							HD	Cab.: F99L15, F99R15	81.41722.6059 85.41722.6019			
	27.21.396		Cab.: F99L15, F99R15	85.41722.6011								




MAN

	MAN											
	year of construction	model			Gerep number		information	original number				
TGA	03.00 -											
26.480 FNLS, FNLLS, FPLS, FVLS	09.02 -	H17			27.21.424		04.2001 - 01.2003 Cab.: F99L32-37,40,41 Cab.: F99R32-37,40,41	85.41722.6014 85.41722.6022				
26.530 FNLS, FNLLS, FVLS, FPLS	09.02 -							02.2003-> Cab.: F99L32-37,40,41 Cab.: F99R32-37,40,41	81.41722.6053			
								08.2002-> Cab.: F99L15, F99R15	81.41722.6054			
						27.21.398	HD	Cab.: F99L15, F99R15	85.41722.6017			
						27.21.397		Cab.: F99L15, F99R15	85.41722.6010			
								27.21.407		->01.2003 Cab.: F99L32-37,40,41 Cab.: F99R32-37,40,41	81.41722.6057 85.41722.6006 85.41722.6012	
										02.2003-> Cab.: F99L32-37,40,41 Cab.: F99R32-37,40,41	81.41722.6055	
								27.21.407			02.2003-> Cab.: F99L32-37,40,41 Cab.: F99R32-37,40,41	81.41722.6057 85.41722.6006 85.41722.6012
										08.2002-> Cab.: F99L15, F99R15	81.41722.6056	
								27.21.412			08.2002-> Cab.: F99L15, F99R15	81.41722.6058 85.41722.6013 85.41722.6024
									HD	Cab.: F99L15, F99R15	81.41722.6059 85.41722.6019	
								27.21.396		Cab.: F99L15, F99R15	85.41722.6011	


	MAN							
	year of construction	model			Gerep number		information	original number
TGA	03.00 -							
28.310 FNLC 28.310 FNLLC 28.310 FNLS 28.360 FNLC 28.360 FNLLC 28.360 FNLS 28.410 FNLC 28.410 FNLLC 28.410 FNLS 28.460 FNLC 28.460 FNLLC 28.460 FNLS 28.480 FNLC 28.480 FNLLC 28.480 FNLS 28.510 FNLC 28.510 FNLLC 28.510 FNLS 28.530 FNLC 28.530 FNLLC 28.530 FNLS	09.02 - 09.02 -	H86			27.21.424		->01.2003 Cab.: F99L32-37,40,41 Cab.: F99R32-37,40,41 Cab.: F99L15, F99R15 semi trailer	85.41722.6014 85.41722.6022
							02.2003-> Cab.: F99L32-37,40,41 Cab.: F99R32-37,40,41 Cab.: F99L15, F99R15 semi trailer	81.41722.6053
					27.21.398	HD	Cab.: F99L15, F99R15	85.41722.6017
					27.21.397		Cab.: F99L15, F99R15	85.41722.6010
							Cab.: F99L32-37,40,41 Cab.: F99R32-37,40,41 Cab.: F99L15, F99R15 light carriage/chassis	81.41722.6054
					27.21.407		->01.2003 semi trailer	81.41722.6057 85.41722.6006 85.41722.6012
							02.2003-> semi trailer	81.41722.6055
					27.21.407		02.2003-> semi trailer	81.41722.6057 85.41722.6006 85.41722.6012
						HD	Cab.: F99L15, F99R15	81.41722.6059 85.41722.6019
					27.21.396		Cab.: F99L15, F99R15	85.41722.6011
					27.21.433		Cab.: F92L22,28S	81.41722.6049 81.41722.6052
							light carriage/chassis	81.41722.6056
					27.21.412		light carriage/chassis	81.41722.6058 85.41722.6013 85.41722.6024

MERCEDES BENZ






334

334 37-32 LPS					27.11.005			000 891 03 05 001 323 19 00
---------------	--	--	--	---	-----------	--	--	--------------------------------


338

338 L,LP					27.11.005			000 891 03 05 001 323 19 00
----------	--	--	--	---	-----------	--	--	--------------------------------


709

709	03.84 - 12.98	673.001-003			27.11.045		short driver's cab	673 317 02 03 673 317 03 03
					27.12.002		long driver's cab	674 317 00 03 674 317 01 03
709 K	03.84 - 10.90	673040			27.11.045		short driver's cab	673 317 02 03 673 317 03 03






710

710 L,LA,LP		323			27.11.006			000 891 02 05 000 891 08 05
-------------	--	-----	--	---	-----------	--	--	--------------------------------

808

LP 808,LPL 808	09.63 - 12.84	314820 314830 316.051-053			27.11.006			000 891 02 05 000 891 08 05
----------------	---------------	---------------------------------	--	---	-----------	--	--	--------------------------------

809

809	03.84 - 12.98	673.010-014			27.11.045		short driver's cab	673 317 02 03 673 317 03 03
					27.12.002		long driver's cab	674 317 00 03 674 317 01 03
809 K	03.84 - 12.98	673042			27.11.045		short driver's cab	673 317 02 03 673 317 03 03



MERCEDES BENZ

	year of construction	model			Gerep number		information	original number
810								
810 LP					27.11.006			000 891 02 05 000 891 08 05
811								
LP 811	10.69 - 02.73	318.051-053			27.11.006			000 891 02 05 000 891 08 05
813								
LP 813,LPL 813 LPK 813 LPS 813,LPLS 813	09.63 - 12.84 03.73 - 12.84 09.63 - 12.84	318.051-054 318070 318072 318.251-254 318270			27.11.006			000 891 02 05 000 891 08 05
814								
814 F	05.86 - 12.98	674.080-082			27.11.045		short driver's cab	673 317 02 03 673 317 03 03
					27.12.002		long driver's cab	674 317 00 03 674 317 01 03
		674090		27.11.045		short driver's cab	673 317 02 03 673 317 03 03	
814 K 814 S	03.84 - 12.98 03.84 - 12.98	674042 674052			27.11.045		short driver's cab	673 317 02 03 673 317 03 03
814,814L	01.84 - 12.98	674.010-014 674.212-214			27.11.045		short driver's cab	673 317 02 03 673 317 03 03
					27.12.002		long driver's cab	674 317 00 03 674 317 01 03
817								
817 F	03.84 - 12.98	676.080-082			27.11.045		short driver's cab	673 317 02 03 673 317 03 03
					27.12.002		long driver's cab	674 317 00 03 674 317 01 03
817 K	01.86 - 12.98	676040			27.11.045		short driver's cab	673 317 02 03 673 317 03 03
817 S,817 LS	01.84 - 12.98	676.050/051 676.250-253			27.11.045		short driver's cab	673 317 02 03 673 317 03 03
817,817 L	01.84 - 12.98	676.001-004 676.201-204			27.11.045		short driver's cab	673 317 02 03 673 317 03 03
					27.12.002		long driver's cab	674 317 00 03 674 317 01 03
911								
911 B, L, LA, LP, LAP LP 911 B LPS 911 B	01.67 - 03.77 01.67 - 03.77				27.11.006			000 891 02 05 000 891 08 05
913								
913 LP LP 913,LPL 913 LPK 913 LPS 913	09.63 - 12.84 01.67 - 12.84 10.69 - 12.84	318.056-059 318090 318092 318.256-258 352			27.11.006			000 891 02 05 000 891 08 05
914								
914	03.84 - 12.98	674.021-024			27.11.045		short driver's cab	673 317 02 03 673 317 03 03
					27.12.002		long driver's cab	674 317 00 03 674 317 01 03
914 AK, 95-100 kW 914 AK, 125 kW	02.87 - 12.98 02.87 - 12.98	674.144/145			27.11.045		short driver's cab	673 317 02 03 673 317 03 03
					27.12.002		long driver's cab	674 317 00 03 674 317 01 03
914 K 914 KO	03.84 - 12.98 01.87 - 12.98	674044 674090			27.11.045		short driver's cab	673 317 02 03 673 317 03 03
917								
917 AK		674144			27.11.045		short driver's cab	673 317 02 03 673 317 03 03



MERCEDES BENZ

	year of construction	model			Gerep number		information	original number	
1013									
1013	02.76 - 12.84	380.002-005					for Export/ Saudi Arabia short driver's cab	387 890 12 19	
1013 A	02.76 - 12.86	380.007/008						387 890 15 19	
1013 AK	02.76 - 12.84	380040						381 890 07 19	
1013 K	02.76 - 12.84	380050		387 890 13 19					
1013 KO	02.76 - 12.84	380053			27.11.012			long driver's cab	000 891 14 05
1013 S	02.76 - 12.84	380.060/061 380.102-104 380140						27.11.018	HD!
LPK 1013	11.76 - 12.84	318372 318392			27.11.006			000 891 02 05 000 891 08 05	
1017									
1017	11.75 - 02.91	380			27.25.002		for Export/ Saudi Arabia short driver's cab	387 890 12 19	
1017 A	11.75 - 02.91							387 890 15 19	
1017 AF	11.75 - 09.85							381 890 07 19	
1017 AK	02.76 - 12.84			387 890 13 19					
1017 AS	04.77 - 09.85				27.11.012			long driver's cab	000 891 14 05
1017 K	02.76 - 12.84							000 891 16 05	
1017 KO,1017 F	08.73 - 09.96				27.11.018	HD!	long driver's cab	000 891 20 05	
1017 S,1017 LS	08.73 - 09.96								
1019									
1019 AF, 141-141 kW	01.79 - 12.82	380083					for Export/ Saudi Arabia short driver's cab	387 890 12 19	
1019 AF, 144 kW	01.79 - 12.82	380183						387 890 15 19	
1019 F	01.79 - 12.82			27.25.002				381 890 07 19	
					27.11.012			long driver's cab	387 890 13 19
					27.11.018	HD!	long driver's cab	000 891 14 05 000 891 16 05 000 891 20 05	
1113									
1113 B,L,LA		358			27.11.006			000 891 02 05 000 891 08 05	
1113 L,LA,LP,LAP		322			27.11.006			000 891 02 05 000 891 08 05	
1114									
1114,1114 L	01.84 - 12.98	675			27.11.045			673 317 02 03	
1114 AK	02.87 - 12.98							673 317 03 03	
1114 K	03.84 - 12.98								
1114 S	03.84 - 12.98								
1117									
1117,1117 L	01.84 - 12.98	676.212-214			27.11.045		short driver's cab	673 317 02 03 673 317 03 03	
					27.12.002		long driver's cab	674 317 00 03 674 317 01 03	
1118									
1118 L					27.11.005			000 891 03 05 001 323 19 00	
1213									
1213	09.75 - 05.86	381.002/003					for Export/ Saudi Arabia short driver's cab	387 890 12 19	
1213 A	09.75 - 05.86	381005						387 890 15 19	
1213 AK	09.75 - 05.86	381.007/008						381 890 07 19	
1213 AKO	09.75 - 05.86	381040		387 890 13 19					
1213 AS	09.75 - 05.86	381050			27.11.012			long driver's cab	000 891 14 05
1213 K	09.75 - 05.86	381.060/061						000 891 16 05	
1213 KO	09.75 - 05.86	381.102-104			27.11.018	HD!	long driver's cab	000 891 20 05	
1213 S	09.75 - 05.86	381140 381150 381.160/161							
1213 LP									27.11.006



MERCEDES BENZ

year of construction	model			Gerep number		information	original number
----------------------	-------	--	--	--------------	--	-------------	-----------------

1217

1217,1217 L	08.73 - 09.96	381.012/013			27.25.002	for Export/ Saudi Arabia short driver's cab	387 890 12 19	
1217 A	09.75 - 09.85	381015					387 890 15 19	
1217 AK	09.75 - 09.85	381.017/018					381 890 07 19	
1217 AS	09.75 - 09.85	381043					387 890 13 19	
1217 K	09.75 - 12.84	381.051/052					000 891 14 05	
1217 KO, 124 kW	09.75 - 09.85	381.065/066					000 891 16 05	
1217 KO, 125 kW	03.94 - 12.98	381.112-114			27.11.012	long driver's cab	000 891 14 05	
1217 S,1217 LS	08.73 - 09.96	381143					000 891 16 05	
		381151						
		381.212/213			27.11.018	HD!	long driver's cab	000 891 20 05

1219

1219	09.75 - 09.84	381.022/023			27.25.002	for Export/ Saudi Arabia short driver's cab	387 890 12 19
1219 A	09.75 - 12.82	381025					387 890 15 19
1219 AF	09.75 - 09.84	381.027/028					381 890 07 19
1219 AK	09.75 - 12.84	381046					387 890 13 19
1219 F	09.75 - 09.84	381.054/055					000 891 14 05
1219 K	09.75 - 09.84	381.082-084					000 891 16 05
1219 S	09.75 - 09.84	381.122/123			27.11.018	HD!	long driver's cab
		381146					000 891 20 05
		381.182/183					

1314

1314	07.84 - 12.98	675.032-034			27.11.045		673 317 02 03
1314 AK	06.87 - 12.98	675046					673 317 03 03
1314 K	07.84 - 12.98	675093					
1314 KO	07.84 - 12.98	675.146/147					

1413

1413	09.75 - 12.84	383.002/003			27.25.002	for Export/ Saudi Arabia short driver's cab	387 890 12 19
1413 A	09.75 - 12.84	383005					387 890 15 19
1413 AK	09.75 - 12.84	383.007/008					381 890 07 19
1413 AKO	09.75 - 12.84	383.040/041					387 890 13 19
1413 K	09.75 - 12.84	383.060/061					000 891 14 05
1413 KO	09.75 - 12.84	383103					000 891 16 05
		383.140/141			27.11.018	HD!	long driver's cab
		383.160/161					000 891 20 05
1413 L,LA		327					27.11.006
1413 LP		340			27.11.006		000 891 08 05
							000 891 02 05

1417

1417	05.75 - 12.84	383013			27.25.002	for Export/ Saudi Arabia short driver's cab	387 890 12 19
1417 A	05.75 - 12.84	383015					387 890 15 19
1417 AK	05.75 - 12.84	383.017/018					381 890 07 19
1417 AKO	05.75 - 12.84	383.043/044					387 890 13 19
1417 K	05.75 - 12.84	383.065/066					000 891 14 05
1417 KO	05.75 - 12.84	383113					000 891 16 05
		383143			27.11.018	HD!	long driver's cab
		383.165/166					000 891 20 05

1418

1418 L,LP		338			27.11.005		000 891 03 05
							001 323 19 00

1419

1419,1419 L	08.73 - 09.96	383.022/023			27.25.002	for Export/ Saudi Arabia short driver's cab	387 890 12 19
1419 AK	05.75 - 12.84	383025					387 890 15 19
1419 AS	05.75 - 12.82	383.027/028					381 890 07 19
1419 F	05.75 - 12.82	383.046/047					387 890 13 19
1419 K	05.75 - 12.82	383.054/055					000 891 14 05
1419 S,1419 LS	08.73 - 09.96	383084					000 891 16 05
		383146			27.11.018	HD!	long driver's cab
		383154					000 891 20 05
		383.222/223					
		383225					
		383.227/228					
		383.254/255					



MERCEDES BENZ

	year of construction	model			Gerep number		information	original number
1424								
1424,1424 L	08.73 - 09.96	383033			27.25.002		for Export/ Saudi Arabia	387 890 12 19
1424 F	07.75 - 01.87	383035					short driver's cab	387 890 15 19
1424 K	07.75 - 01.87	383.037/038			27.11.012		short driver's cab	381 890 07 19
1424 S,1424 LS	08.73 - 09.96	383.048/049 383.056/057 383085 383.256/257					long driver's cab	387 890 13 19 000 891 14 05 000 891 16 05
				27.11.018	HD!	long driver's cab	000 891 20 05	
1513								
1513 L,LA,LAK,LAKO		360			27.11.006			000 891 02 05
1513 LP,LK,LS,LKO								000 891 08 05
1518								
1518 LAK		339			27.11.005			000 891 03 05 001 323 19 00
1519								
1519 L,LA,LP					27.11.006			000 891 02 05 000 891 08 05
1613								
1613,1613 L	08.73 - 09.96	385000			27.25.002		for Export/ Saudi Arabia	387 890 12 19
1613 K	01.75 - 12.84	385004					short driver's cab	387 890 15 19
1613 KO	01.75 - 12.84	385.006-009			27.11.012		short driver's cab	381 890 07 19
		385.040-042 385.062/063 385204 385.207-209					long driver's cab	387 890 13 19 000 891 14 05 000 891 16 05
				27.11.018	HD!	long driver's cab	000 891 20 05	
1617								
1617,1617 L	08.73 - 09.96	385010			27.25.002		for Export/ Saudi Arabia	387 890 12 19
1617 AK	01.75 - 07.85	385014					short driver's cab	387 890 15 19
1617 K	01.75 - 07.85	385.016-019			27.11.012	HD!	short driver's cab	381 890 07 19
1617 KO	01.75 - 07.85	385.043-045					long driver's cab	387 890 13 19
1617 S	01.75 - 07.85	385052 385.067-069 385.143/144 385214 385.217-219		27.11.018		long driver's cab	000 891 14 05 000 891 16 05 000 891 20 05	
1618								
1618 L					27.11.005			000 891 03 05 001 323 19 00
1619								
1619,1619 L	08.73 - 09.96	385020			27.25.002		for Export/ Saudi Arabia	387 890 12 19
1619 AK	11.74 - 12.82	385024					short driver's cab	387 890 15 19
1619 K	11.74 - 12.82	385.026-029			27.11.012		short driver's cab	381 890 07 19
1619 KO	11.74 - 01.87	385.046-048					long driver's cab	387 890 13 19
1619 S	11.74 - 12.84	385.054/055 385.070-072 385.146/147 385224 385.227-229		27.11.018	HD!	long driver's cab	000 891 14 05 000 891 16 05 000 891 20 05	
1619 B,LP					27.11.006			000 891 02 05 000 891 08 05
1620								
1620,1620 L	08.73 - 09.96	617.043/044 617.046-049 617.447/448			27.11.005			000 891 03 05 001 323 19 00



MERCEDES BENZ

	year of construction	model			Gerep number		information	original number	
1624									
1624,1624 L	08.73 - 09.96	385030			27.25.002		for Export/ Saudi Arabia	387 890 12 19	
1624 K	07.75 - 08.82	385034					short driver's cab	387 890 15 19	
1624 S,1624 LS	08.73 - 09.96	385.036-039				27.11.012		short driver's cab	381 890 07 19
		385049						long driver's cab	387 890 13 19
		385.056/057						long driver's cab	000 891 14 05
		385090						long driver's cab	000 891 16 05
		385.237-239			27.11.005		long driver's cab	000 891 03 05	
		385256					long driver's cab	001 323 19 00	
					27.11.018	HD!	long driver's cab	000 891 20 05	
1626									
1626,1626 L	08.73 - 09.96	387.011-014			27.25.002		for Export/ Saudi Arabia	387 890 12 19	
1626 AK	08.73 - 12.80	387.016-018					short driver's cab	387 890 15 19	
1626 AS	05.74 - 12.80	387.043/044				27.11.012		short driver's cab	381 890 07 19
1626 K	08.73 - 12.80	387112						long driver's cab	387 890 13 19
1626 S,1626 LS	08.73 - 09.96	387114						long driver's cab	000 891 14 05
		387144						long driver's cab	000 891 16 05
		387.212-214			27.11.018	HD!	long driver's cab	000 891 20 05	
		387.216-218					long driver's cab	000 891 20 05	
		387294							
1626 LP,LPK,LPS		363			27.11.001			000 891 07 05	
1628									
1628,1628 L	08.73 - 09.96	620.015/016			27.25.002		->Chass. 5146312	381 890 07 19	
					27.25.003		Chass. 5146313->	387 890 13 19	
		620066				27.11.013			620 890 00 19
						27.11.013		620 890 01 19	
								000 891 18 05	
1628 S,1628 LS	08.73 - 09.96	620.110-113			27.25.002		->Chass. 5146312	381 890 07 19	
					27.25.003		Chass. 5146313->	387 890 13 19	
		620.162/163				27.11.013			620 890 00 19
						27.11.013		620 890 01 19	
								000 891 18 05	
								000 891 18 05	
1632									
1632,1632 L	08.73 - 09.96	387.022-024			27.25.002		for Export/ Saudi Arabia	387 890 12 19	
1632 AK	08.73 - 08.82	387.026/027					short driver's cab	387 890 15 19	
1632 AS	05.74 - 09.83	387.053/054				27.11.012		short driver's cab	381 890 07 19
1632 K	08.73 - 08.82	387122						long driver's cab	387 890 13 19
1632 S,1632 LS	08.73 - 09.96	387154						long driver's cab	000 891 14 05
		387.223/224						long driver's cab	000 891 16 05
		387.226/227			27.11.018	HD!	long driver's cab	000 891 20 05	
							long driver's cab	000 891 20 05	
1632 LP,LPK,LPS		363			27.11.001			000 891 07 05	
1633									
1633,1633 L	08.73 - 09.96	620046			27.11.013			000 891 18 05	
					27.11.013			000 891 18 05	
		620096				27.11.019			000 891 22 05
						27.11.019		000 891 22 05	
1633 S,1633 LS	08.73 - 09.96	620.142/143			27.11.013			000 891 18 05	
					27.11.013			000 891 18 05	
		620.192/193				27.11.019			000 891 22 05
						27.11.019		000 891 22 05	



MERCEDES BENZ

	year of construction	model			Gerep number		information	original number		
1635										
1635,1635 L	08.73 - 09.96	645026			27.11.013		long driver's cab	000 891 18 05		
					27.25.003		short driver's cab	620 890 00 19 620 890 01 19		
					27.11.013		long driver's cab	000 891 18 05		
		645076			27.11.019			000 891 22 05		
					27.11.019			000 891 22 05		
1635 K	02.86 - 07.89	645127			27.25.003		short driver's cab	620 890 00 19 620 890 01 19		
							driver's cab medium	000 891 22 05		
1635 S,1635 LS	08.73 - 09.96	645.122/123			27.25.003		short driver's cab	620 890 00 19 620 890 01 19		
					27.11.019			000 891 22 05		
		645.172/173			27.11.019			000 891 22 05		
					27.11.019			000 891 22 05		
1636										
1636,1636 L	08.73 - 09.96	620026			27.25.002		->Chass. 5146312 short driver's cab	381 890 07 19 387 890 13 19		
							27.11.013		long driver's cab	000 891 18 05
							27.25.003		Chass. 5146313-> short driver's cab	620 890 00 19 620 890 01 19
							27.11.013		long driver's cab	000 891 18 05
1636 S,1636 LS	08.73 - 09.96	620.122/123			27.25.002		->Chass. 5146312 short driver's cab	381 890 07 19 387 890 13 19		
					27.25.003		Chass. 5146313-> short driver's cab	620 890 00 19 620 890 01 19		
							27.11.013			000 891 18 05
1638										
1638	11.80 - 12.86	620086			27.11.013		special designed model	000 891 18 05		
					27.11.019			000 891 22 05		
							27.11.013		special designed model	000 891 18 05
							27.11.019			000 891 22 05
1638 S,1638 LS	08.73 - 09.96	620.182/183			27.11.013		special designed model	000 891 18 05		
					27.11.019			000 891 22 05		
							27.11.013		special designed model	000 891 18 05
					27.11.019			000 891 22 05		
1644										
1644	06.86 - 08.89	645096			27.11.019			000 891 22 05		
					27.11.019			000 891 22 05		
1644 S,1644 LS	08.73 - 09.96	645.192/193			27.11.019	⊗X		000 891 22 05		
					27.11.019	⊗X		000 891 22 05		
1650										
1650		645096			27.11.019			000 891 22 05		
					27.11.019			000 891 22 05		
1719										
1719 1719 AK 1719 K 1719 S	09.73 - 08.82 09.73 - 08.82 09.73 - 08.82 09.73 - 08.82	387002 387006 387.033/034 387134					for Export/ Saudi Arabia short driver's cab	387 890 12 19 387 890 15 19		
					27.25.002		short driver's cab	381 890 07 19 387 890 13 19		
							27.11.012		long driver's cab	000 891 14 05 000 891 16 05
					27.11.018	HD!	long driver's cab	000 891 20 05		
1729										
1729,1729 L	07.87 - 09.96	655416 655418			27.25.003		short driver's cab	620 890 00 19 620 890 01 19		
							27.11.013		driver's cab medium	000 891 18 05



MERCEDES BENZ

	year of construction	model			Gerep number		information	original number
1729								
1729 L		655476			27.11.019			000 891 22 05
					27.11.019			000 891 22 05
1729 S,1729 LS	07.87 - 09.96	655.111-113 655.511-513			27.25.003		short driver's cab	620 890 00 19 620 890 01 19
1733								
1733 S,1733 LS	12.87 - 09.96	652162			27.25.003		short driver's cab	620 890 00 19 620 890 01 19
1735								
1735,1735 L	07.87 - 09.96	655426			27.25.003		short driver's cab	620 890 00 19 620 890 01 19
		655476			27.11.019			000 891 22 05
					27.11.019			000 891 22 05
1735 L	07.88 - 08.94	655476			27.11.019			000 891 22 05
					27.11.019			000 891 22 05
1735 S,1735 LS	07.87 - 09.96	645.172/173			27.11.019		short driver's cab	000 891 22 05
		655.122/123/ 522/523			27.25.003		short driver's cab	620 890 00 19 620 890 01 19
		655.572/573			27.11.019			000 891 22 05
					27.11.019			000 891 22 05
1748								
1748,1748 L	07.87 - 09.96	655096			27.11.019			000 891 22 05
1748 S,1748 LS	07.87 - 09.96	655.192/193 655494 655496 655.592/593			27.11.019			000 891 22 05
1748 L	07.88 - 07.92	655.182/183			27.11.019		long driver's cab	000 891 22 05
					27.11.019		long driver's cab	000 891 22 05
1813								
1813 L					27.11.006			000 891 02 05 000 891 08 05
1819								
1819 L					27.11.006			000 891 02 05 000 891 08 05
1823								
1823 K		375303			27.21.383		long driver's cab	940 890 38 19
1824								
1824	01.94 - 09.96	652.003-009			27.25.003			620 890 00 19
1824,1824 L	12.87 - 09.96	652.405-409			27.25.003			620 890 01 19
1824 AK, 180 kW	08.92 - 09.96	652.106/107			27.25.025			620 890 02 19
1824 AK, 180-230 kW	01.94 - 09.96	652.302/303						620 890 03 19
1824 K, 9572 ccm	08.92 - 09.96							
1824 K, 10964 ccm	01.94 - 09.96							
1827								
1827,1827 L, 9572 ccm	12.87 - 09.96	652.455-459			27.25.003			620 890 00 19
1827,1827 L, 10964 ccm	12.87 - 09.96							620 890 01 19
1827 AK		652.106/107			27.25.025			620 890 02 19
1827 K		652.302/303						620 890 03 19
1827 S,1827 LS, 9572 ccm	12.87 - 09.96	652.551-553			27.25.003			620 890 00 19
1827 S,1827 LS, 10964 ccm	12.87 - 09.96							620 890 01 19
1831								
1831,1831 L, 9572 ccm	12.87 - 09.96	652.495-498			27.25.003			620 890 00 19
1831,1831 L, 10964 ccm	12.87 - 09.96							620 890 01 19
1831 L		652.405-409			27.25.003			620 890 00 19 620 890 01 19
1831 LS		652.501-503 652508			27.25.003			620 890 00 19 620 890 01 19



MERCEDES BENZ

	year of construction	model			Gerep number		information	original number		
1831										
1831 S,1831 LS, 9572 ccm	12.87 - 09.96	652.591-593			27.25.003			620 890 00 19		
1831 S,1831 LS, 10964 ccm	12.87 - 09.96							620 890 01 19		
1834										
1834 L 1834 LS		652.420-423 652.541-543 652548			27.25.003			620 890 00 19 620 890 01 19		
1834 S,1834 LS	12.87 - 09.96	652162			27.25.003		short driver's cab	620 890 00 19 620 890 01 19		
1835										
1835 AK		655337			27.25.025		short driver's cab	620 890 02 19 620 890 03 19		
1838										
1838,1838 L, 280 kW, 12763 ccm	07.87 - 09.96	655.035-038			27.11.013		short driver's cab	000 891 18 05		
					27.25.003		short driver's cab	620 890 00 19 620 890 01 19		
					27.11.013		long driver's cab	000 891 18 05		
		655.086/087			27.11.019		long driver's cab	000 891 22 05		
					27.11.019		long driver's cab	000 891 22 05		
		655434 655.436/437			27.25.003		short driver's cab	620 890 00 19 620 890 01 19		
			655484 655.486/487			27.11.019		long driver's cab	000 891 22 05	
					27.11.019		long driver's cab	000 891 22 05		
1838,1838 L, 280 kW, 14618 ccm	07.87 - 09.96	655.035-038			27.11.013		short driver's cab	000 891 18 05		
					27.25.003		short driver's cab	620 890 00 19 620 890 01 19		
					27.11.013		long driver's cab	000 891 18 05		
		655434 655.436/437			27.25.003		short driver's cab	620 890 00 19 620 890 01 19		
			655484 655.486/487			27.11.019		long driver's cab	000 891 22 05	
					27.11.019		long driver's cab	000 891 22 05		
		1838,1838 L, 320 kW	07.87 - 09.96	655.035-038			27.11.013		short driver's cab	000 891 18 05
							27.25.003		short driver's cab	620 890 00 19 620 890 01 19
					27.11.013		long driver's cab	000 891 18 05		
655434 655.436/437					27.25.003		short driver's cab	620 890 00 19 620 890 01 19		
1838 AK, 280 kW, 12763 ccm 1838 AK, 280 kW, 14618 ccm 1838 AK, 320 kW 1838 AK, 370 kW 1838 K, 280 kW 1838 K, 320 kW	12.92 - 09.96 01.94 - 09.96 12.92 - 09.96 12.92 - 09.96 12.90 - 09.96 06.95 - 09.96	655138 655337			27.25.025		short driver's cab	620 890 02 19 620 890 03 19		
		1838 S,1838 LS, 280 kW, 12763 ccm	07.87 - 09.96	655.132/133			27.25.003		short driver's cab	620 890 00 19 620 890 01 19
					655.182/183			27.11.019		long driver's cab
							27.25.003		short driver's cab	620 890 00 19 620 890 01 19
							27.11.019		long driver's cab	000 891 22 05
				655.532/533 655538			27.25.003		short driver's cab	620 890 00 19 620 890 01 19
					655.582/583 655588			27.11.019		long driver's cab
		27.11.019		long driver's cab		000 891 22 05				



MERCEDES BENZ

	MERCEDES BENZ							
	year of construction	model			Gerep number		information	original number
1838								
1838 S,1838 LS, 280 kW, 14618 ccm 1838 S,1838 LS, 320 kW	07.87 - 09.96	655.132/133			27.25.003		short driver's cab	620 890 00 19 620 890 01 19
		655.532/533 655538			27.25.003		short driver's cab	620 890 00 19 620 890 01 19
	07.87 - 09.96	655.582/583 655588			27.11.019		long driver's cab	000 891 22 05
					27.11.019		long driver's cab	000 891 22 05
1844								
1844		655.035-037			27.11.013		long driver's cab	000 891 18 05
					27.25.003		short driver's cab	620 890 00 19 620 890 01 19
					27.11.013		long driver's cab	000 891 18 05
1844,1844 L	07.87 - 09.96	655093			27.11.019			000 891 22 05
					27.11.019		long driver's cab	000 891 22 05
		655490 655492			27.11.019		long driver's cab	000 891 22 05
1844 F,K,AK,LAK		655138 655337			27.25.025		short driver's cab	620 890 02 19 620 890 03 19
1844 L, 1844 LS		655.182/183			27.11.019		long driver's cab	000 891 22 05
					27.25.003		short driver's cab	620 890 00 19 620 890 01 19
					27.11.019		long driver's cab	000 891 22 05
		655434 655.436/437			27.25.003		short driver's cab	620 890 00 19 620 890 01 19
655533			27.25.003		short driver's cab	620 890 00 19 620 890 01 19		
1844 S,1844 LS	07.87 - 09.96	655.190/191			27.11.019			000 891 22 05
					27.11.019		long driver's cab	000 891 22 05
		655.590/591			27.11.019		long driver's cab	000 891 22 05
					27.11.019		long driver's cab	000 891 22 05
1850								
1850,1850 L	07.87 - 09.96	655096			27.11.019			000 891 22 05
					27.11.019		long driver's cab	000 891 22 05
		655494 655496			27.11.019		long driver's cab	000 891 22 05
					27.11.019		long driver's cab	000 891 22 05
1850 K ,AK		655138			27.25.025		short driver's cab	620 890 02 19 620 890 03 19
1850 L 1850 LS ,LAS		655.182/183			27.11.019		long driver's cab	000 891 22 05
					27.11.019		long driver's cab	000 891 22 05
1850 S		655133			27.25.003		short driver's cab	620 890 00 19 620 890 01 19
1850 S,1850 LS	07.87 - 09.96	655.192/193			27.11.019			000 891 22 05
					27.11.019		long driver's cab	000 891 22 05
		655592			27.11.019		long driver's cab	000 891 22 05
					27.11.019		long driver's cab	000 891 22 05
1918								
1918 L		349			27.11.005			000 891 03 05 001 323 19 00



MERCEDES BENZ

	year of construction	model			Gerep number		information	original number
1919								
1919	05.74 - 08.82	389.002/003					for Export/ Saudi Arabia short driver's cab	387 890 12 19
1919 AK	05.74 - 08.82	389.006-009						27.25.002
1919 K	05.74 - 08.82	389034						381 890 07 19
1919 S	05.74 - 08.82	389134						27.11.012
								000 891 14 05 000 891 16 05
						HD!	long driver's cab	000 891 20 05
1920								
1920 L,LA					27.11.005			000 891 03 05 001 323 19 00
1921								
1921 L					27.11.005			000 891 03 05 001 323 19 00
1922								
1922	10.81 - 10.90	621.005-008			27.25.002			381 890 07 19 387 890 13 19
1924								
1924 L,LA					27.11.005			000 891 03 05 001 323 19 00
1926								
1926	05.74 - 12.80	389.012-014					for Export/ Saudi Arabia short driver's cab	387 890 12 19
1926 S,1926 LS	08.73 - 09.96	389.016-019						27.25.002
1926 A	05.74 - 12.80	389.043/044						381 890 07 19
1926 AK	08.73 - 12.80	389112						27.11.012
1926 AS	05.74 - 12.80	389.115/116					000 891 14 05	
1926 K	08.73 - 12.80	389144 389213				HD!	long driver's cab	000 891 16 05 000 891 20 05
1926 LP,LPK,LPS		363			27.11.001			000 891 07 05
1928								
1928 S,1928 LS	08.73 - 09.96	621112			27.25.002		->Chass. 5146312 short driver's cab	381 890 07 19 387 890 13 19
					27.25.003		Chass. 5146313-> short driver's cab	620 890 00 19 620 890 01 19
1932								
1932	05.74 - 03.83	389.022-024					for Export/ Saudi Arabia short driver's cab	387 890 12 19
1932 A	05.74 - 03.83	389.026/027						27.25.002
1932 AK	08.73 - 09.83	389.053/054						381 890 07 19
1932 AS	05.74 - 12.82	389122						27.11.012
1932 K	08.73 - 08.82	389.124/125					000 891 14 05	
1932 S,1932 LS	08.73 - 09.96	389154 389223				HD!	long driver's cab	000 891 16 05 000 891 20 05
1932 LPK,LPS		363			27.11.001			000 891 07 05
1933								
1933 S,1933 LS	08.73 - 09.96	621.142/143 621192			27.11.013		special designed model	000 891 18 05
1935								
1935	05.89 - 08.94	656.025/026 656028			27.11.019		long driver's cab	000 891 22 05
					27.25.003	short driver's cab	620 890 00 19 620 890 01 19	
				27.11.019	long driver's cab	000 891 22 05		
		656076 656078			27.11.019			000 891 22 05
1935 AK	05.89 - 08.94	656327			27.25.003		short driver's cab	620 890 00 19 620 890 01 19
1935 AS	05.89 - 08.94	656322			27.25.003		short driver's cab	620 890 00 19 620 890 01 19



MERCEDES BENZ

	year of construction	model			Gerep number		information	original number	
1935									
1935 S	05.89 - 08.94	656.122/123				27.11.019	long driver's cab	000 891 22 05	
						27.25.003	short driver's cab	620 890 00 19 620 890 01 19	
		656172				27.11.019	long driver's cab	000 891 22 05	
						27.11.019		000 891 22 05	
1935 S,1935 LS	08.73 - 09.96	646523			27.25.002		short driver's cab	381 890 07 19 387 890 13 19	
1936									
1936 K	10.81 - 03.91	621127			27.11.019			000 891 22 05	
1938									
1938 S,1938 LS	08.73 - 09.96	621182			27.11.013		special designed model	000 891 18 05	
1948									
1948		655592			27.11.019			000 891 22 05	
1948, 353-362 kW	09.88 - 07.92	656.095/096			27.11.019			000 891 22 05	
2026									
2026 S	10.76 - 10.80	391310					for Export/ Saudi Arabia short driver's cab	387 890 12 19 387 890 15 19	
						27.25.002	short driver's cab	381 890 07 19 387 890 13 19	
						27.11.012	long driver's cab	000 891 14 05 000 891 16 05	
						27.11.018	HD!	long driver's cab	000 891 20 05
2032									
2032 S	08.75 - 09.83	391320				27.25.002	for Export/ Saudi Arabia short driver's cab short driver's cab	387 890 12 19 387 890 15 19 381 890 07 19 387 890 13 19	
						27.11.012	long driver's cab	000 891 14 05 000 891 16 05	
						27.11.018	HD!	long driver's cab	000 891 20 05
						27.11.001			000 891 07 05
2033									
2033 S		620143				27.11.013	long driver's cab	000 891 18 05	
						27.11.013	long driver's cab	000 891 18 05	
		620193				27.11.019		000 891 22 05	
						27.11.019		000 891 22 05	
2035									
2035 S		645123			27.25.003		short driver's cab	620 890 00 19 620 890 01 19	
2038									
2038 AK		655337			27.25.025		short driver's cab	620 890 02 19 620 890 03 19	
2038 S	11.91 - 09.96	656132			27.25.003		short driver's cab	620 890 00 19 620 890 01 19	
2044									
2044 AK		655337			27.25.025		short driver's cab	620 890 02 19 620 890 03 19	



MERCEDES BENZ

	year of construction	model			Gerep number		information	original number	
2219									
2219	06.76 - 01.87	385.078/079					for Export/ Saudi Arabia short driver's cab	387 890 12 19	
2219,2219 L	08.73 - 09.96	385.322/323						387 890 15 19	
2219 K	06.76 - 01.87	385325			27.25.002			short driver's cab	381 890 07 19
2219 KO	06.76 - 01.87	385328						387 890 13 19	
		385.372/373		27.11.012			long driver's cab	000 891 14 05	
		385375		27.11.018	HD!		long driver's cab	000 891 16 05	
		385377						000 891 20 05	
		385.390-392							
		385523							
		385525							
		385528							
2220									
2220 LK,LAK		343			27.11.005			000 891 03 05 001 323 19 00	
2224									
2224, 6x2	04.76 - 12.82	385.332/333					for Export/ Saudi Arabia short driver's cab	387 890 12 19	
2224, 6x4	04.76 - 12.82	385335						387 890 15 19	
2224 B	05.75 - 03.84	385338			27.25.002			short driver's cab	381 890 07 19
2224 K	04.76 - 12.82	385383						387 890 13 19	
2224 S	07.76 - 12.82	385385		27.11.012			long driver's cab	000 891 14 05	
		385387		27.11.018	HD!		long driver's cab	000 891 16 05	
		385.394-399						000 891 20 05	
2226									
2226		363			27.11.001			000 891 07 05	
2226	09.75 - 12.80	393311					for Export/ Saudi Arabia short driver's cab	387 890 12 19	
2226,2226 L	08.73 - 09.96	393.315/316						387 890 15 19	
2226 S,2226 LS	08.73 - 09.96	393.374-377			27.25.002			short driver's cab	381 890 07 19
		393511						387 890 13 19	
		393.574-576		27.11.012			long driver's cab	000 891 14 05	
				27.11.018	HD!		long driver's cab	000 891 16 05	
								000 891 20 05	
2228									
2228	12.79 - 03.91	623.032/033			27.25.002		->Chass. 5146509 short driver's cab	381 890 07 19	
					27.25.003			Chass. 5146510-> short driver's cab	387 890 13 19
								620 890 00 19	
								620 890 01 19	
2232									
2232	05.74 - 09.83	393321					for Export/ Saudi Arabia short driver's cab	387 890 12 19	
2232,2232 L	08.73 - 09.96	393.325/326						387 890 15 19	
2232 S,2232 LS	08.73 - 09.96	393.384-387			27.25.002			short driver's cab	381 890 07 19
		393521						387 890 13 19	
		393.585/586		27.11.012			long driver's cab	000 891 14 05	
				27.11.018	HD!		long driver's cab	000 891 16 05	
								000 891 20 05	
2232 LPN		363			27.11.001			000 891 07 05	
2233									
2233 S		620143			27.11.013		long driver's cab	000 891 18 05	
					27.11.013			long driver's cab	000 891 18 05
2238									
2238		620086			27.11.019			000 891 22 05	
					27.11.019				000 891 22 05
2420									
2420,2420 L	12.87 - 09.96	654.411/413			27.25.003			620 890 00 19 620 890 01 19	
2422									
2422 L		654411			27.25.003			620 890 00 19	
		654413						620 890 01 19	
		654418							



MERCEDES BENZ

	year of construction	model			Gerep number		information	original number
2426								
2426 L, 200-230 kW	02.90 - 08.94	654.418/422			27.25.003			620 890 00 19
2426 L, 250 kW	02.90 - 08.94							620 890 01 19
2426 L, 195 kW	02.90 - 08.94							
2427								
2427 L		654418			27.25.003			620 890 00 19 620 890 01 19
2429								
2429		655418			27.25.003		short driver's cab	620 890 00 19 620 890 01 19
					27.11.013		driver's cab medium	000 891 18 05
2433								
2433		620046			27.11.013		long driver's cab	000 891 18 05
					27.11.013		long driver's cab	000 891 18 05
2433 L		654422			27.25.003			620 890 00 19 620 890 01 19
2433 S,2433 LS	12.87 - 09.96	654155 654555			27.25.003		->Chass. 5964560 short driver's cab	620 890 00 19 620 890 01 19
					27.25.025		Chass. 5964561->	620 890 02 19 620 890 03 19
2435								
2435		645026 645426			27.25.003		short driver's cab	620 890 00 19 620 890 01 19
2522								
2522 L		654.416/417			27.25.003			620 890 00 19 620 890 01 19
2523								
2523 2523 K		375.321-323			27.21.383		long driver's cab	940 890 38 19
2524								
2524,2524 L, 180-200 kW	12.87 - 09.96	654.416-418			27.25.003			620 890 00 19 620 890 01 19
2524,2524 L, 180 kW	12.87 - 09.96	654.426-428			27.25.025			620 890 02 19 620 890 03 19
2527								
2527 2527 L, 200-230 kW, 10964 ccm	01.94 - 09.96 01.94 - 09.96	654.432/433			27.25.025			620 890 02 19 620 890 03 19
2527 L		652455 652.457/458			27.25.003			620 890 00 19 620 890 01 19
		654422			27.25.003			620 890 00 19 620 890 01 19
		654.426/427			27.25.025			620 890 02 19 620 890 03 19
2527 L, 200-230 kW, 9572 ccm	09.92 - 09.96	654.416-418 654422			27.25.003			620 890 00 19 620 890 01 19
		654.432/433			27.25.025			620 890 02 19 620 890 03 19
2527 L, 195 kW	03.91 - 08.94	654418			27.25.003			620 890 00 19 620 890 01 19
2528								
2528		375.321/322			27.21.383		long driver's cab	940 890 38 19
2531								
2531,2531 L, 9572 ccm 2531,2531 L, 10964 ccm	12.87 - 09.96 12.87 - 09.96	654012			27.25.003		->Chass. 5964560	620 890 00 19 620 890 01 19
					27.25.025		Chass. 5964561->	620 890 02 19 620 890 03 19



MERCEDES BENZ

	year of construction	model			Gerep number		information	original number
2531								
2531 L		652.495/496/497 654.416/418/422 655.405/406/408			27.25.003			620 890 00 19 620 890 01 19
		654426 654428 654433			27.25.025			620 890 02 19 620 890 03 19
2534								
2534 L		654426 654.432/433 655.420-423			27.25.025			620 890 02 19 620 890 03 19
					27.25.003			620 890 00 19 620 890 01 19
2534 S,2534 LS	12.87 - 09.96	654155 654555			27.25.003		->Chass. 5964560	620 890 00 19 620 890 01 19
					27.25.025		Chass. 5964561->	620 890 02 19 620 890 03 19
2538								
2538		655035 655037			27.25.003			620 890 00 19 620 890 01 19
2538 K, LK		655138 655337			27.25.025		short driver's cab	620 890 02 19 620 890 03 19
2538 L		655434 655437			27.25.003		short driver's cab	620 890 00 19 620 890 01 19
2544								
2544		655093			27.11.019 27.11.019		long driver's cab	000 891 22 05 000 891 22 05
2544 K		659144			27.25.003		short driver's cab	620 890 00 19 620 890 01 19
2544 K,A		655138 655337			27.25.025		short driver's cab	620 890 02 19 620 890 03 19
2544 L		655.436/437			27.25.003		short driver's cab	620 890 00 19 620 890 01 19
2550								
2550 L		655.182/183 655496			27.11.019		long driver's cab	000 891 22 05
					27.11.019		long driver's cab	000 891 22 05
2553								
2553 LS		655.182/183 655593			27.11.019		long driver's cab	000 891 22 05
					27.11.019		long driver's cab	000 891 22 05
2620								
2620 LK,LAK		343			27.11.005			000 891 03 05 001 323 19 00
2621								
2621 L		334			27.11.005			000 891 03 05 001 323 19 00
2623								
2623 L		375351			27.21.383		long driver's cab	940 890 38 19
2624								
2624 L,LA		335,/336			27.11.005			000 891 03 05 001 323 19 00



MERCEDES BENZ

year of construction	model			Gerep number		information	original number
----------------------	-------	--	--	--------------	--	-------------	-----------------

2626

2626	06.75 - 03.81	395312			27.25.002	for Export/ Saudi Arabia short driver's cab	387 890 12 19
2626 A	06.75 - 03.81	395.315/316					387 890 15 19
2626 AB	05.74 - 12.80	395342					381 890 07 19
2626 AK	08.73 - 12.81	395344			387 890 13 19		
2626 AS	06.75 - 03.81	395372			27.11.012	long driver's cab	000 891 14 05
2626 B	05.74 - 12.80	395412					000 891 16 05
2626 K	08.73 - 03.81	395415	27.11.018	HD!			long driver's cab
2626 S	06.75 - 03.81	395.442-444 395472					

2628

2628	02.80 - 03.91	624.032/033			27.25.002		381 890 07 19
2628 A	02.80 - 03.91	624232					387 890 13 19
2628 AK	02.80 - 03.91	624030			27.25.002		381 890 07 19
2628 AS	02.80 - 03.91	624.131/132					387 890 13 19
2628 B, 206 kW	02.80 - 08.89	624134					
2628 K, 206 kW	02.80 - 03.91	624331					
2628 S	02.80 - 03.91	624.333/334					
2628 B		375351			27.21.383	long driver's cab	940 890 38 19
2628 K		375.373/374					
2628 L							

2632

2632	05.74 - 09.83	395322			27.25.002	for Export/ Saudi Arabia short driver's cab	387 890 12 19
2632 A	05.74 - 09.83	395.325/326					387 890 15 19
2632 AK	08.73 - 09.83	395352					381 890 07 19
2632 AS	05.74 - 09.83	395354			387 890 13 19		
2632 K	08.73 - 09.83	395422			27.11.012	long driver's cab	000 891 14 05
2632 S	05.74 - 09.83	395425 395.452-454					000 891 16 05
			27.11.018	HD!	long driver's cab	000 891 20 05	

2633

2633	05.82 - 05.87	623023			27.11.013	special designed model	000 891 18 05
2633 S	05.82 - 05.87	623073					
		624048					
		624146					
		624196					

2635

2635 AK, 250-269 kW	02.90 - 08.94	659336			27.11.019	short driver's cab	000 891 22 05
2635 AK, 362-370 kW	02.90 - 08.94	659.338/339			27.25.003	short driver's cab	620 890 00 19
2635 AS, 250-269 kW	02.92 - 08.94		620 890 01 19				
2635 AS, 362 kW	02.90 - 09.96				27.25.025	short driver's cab	620 890 02 19
2635 AS		659341					620 890 03 19

2636

2636 A	11.81 - 03.91	624136			27.25.002		381 890 07 19
2636 S	11.81 - 03.91	624237					387 890 13 19
2636 AK	11.81 - 03.91	624338			27.25.002		381 890 07 19
							387 890 13 19
2636 K	11.81 - 03.91	624137			27.25.002		381 890 07 19
		624139					387 890 13 19
							624 890 01 19



MERCEDES BENZ

	year of construction	model			Gerep number		information	original number
2638								
2638, 2638 L, 280 kW, 12763 ccm	09.91 - 09.96	659028			27.25.025		short driver's cab	620 890 02 19
2638, 2638 L, 280 kW, 14618 ccm	09.91 - 09.96	659142						620 890 03 19
2638, 2638 L, 320 kW	09.91 - 09.96	659242						
2638, 2638 L, 370 kW	09.91 - 09.96	659341						
2638 A, LA, 280 kW, 12763 ccm	09.91 - 09.96							
2638 A, LA, 280 kW, 14618 ccm	09.91 - 09.96							
2638 A, LA, 320 kW	09.91 - 09.96							
2638 AS, 280 kW, 12763 ccm	07.92 - 09.96							
2638 AS, 280 kW, 14618 ccm	01.94 - 09.96							
2638 AS, 320 kW	07.92 - 09.96							
2638 AS, 370 kW	07.92 - 09.96							
2638 AK, 280 kW, 12763 ccm	07.92 - 09.96	659.343/344			27.25.003		short driver's cab	620 890 00 19
2638 AK, 280 kW, 14618 ccm	01.94 - 09.96							620 890 01 19
2638 AK, 320 kW	07.92 - 09.96							
2638 AK, 370 kW	09.91 - 09.96							
2638 K, 280 kW, 12763 ccm	09.91 - 09.96	659142			27.25.003		short driver's cab	620 890 00 19
2638 K, 280 kW, 14618 ccm	09.91 - 09.96	659144						620 890 01 19
2638 K, 320 kW	09.91 - 09.96	659147			27.25.025		short driver's cab	620 890 02 19
2638 K, 362 kW	09.91 - 09.96							620 890 03 19
2638 K, 370 kW	09.91 - 09.96							
2638 S	01.81 - 12.86	624191			27.11.013		special designed model	000 891 18 05
2644								
2644		659028			27.25.025		short driver's cab	620 890 02 19
		659147						620 890 03 19
		659142			27.25.003		short driver's cab	620 890 00 19
		659144						620 890 01 19
2644 A	01.92 - 09.96	659242			27.25.025		short driver's cab	620 890 02 19
2644 A,AS		659341						620 890 03 19
2644 AK		659.343/344			27.25.003		short driver's cab	620 890 00 19
								620 890 01 19
2650								
2650		659028			27.25.025		short driver's cab	620 890 02 19
		659147						620 890 03 19
		659341						
		659142			27.25.003		short driver's cab	620 890 00 19
		659144						620 890 01 19
		659343						
2653								
2653		659028			27.25.025		short driver's cab	620 890 02 19
2653 AS		659341						620 890 03 19
2653 AK,K,S		659142			27.25.003		short driver's cab	620 890 00 19
		659.343/344						620 890 01 19
3025								
3025 B	12.85 - 07.87	625005			27.25.003		short driver's cab	620 890 00 19
3025 K	12.85 - 07.87	625009						620 890 01 19
3028								
3028		625005			27.25.003		short driver's cab	620 890 00 19
3028 B	12.85 - 07.87	625009						620 890 01 19
3028 K	12.85 - 07.87	625.015/016						
		625.018/019						
3228								
3228		375381			27.21.383		long driver's cab	940 890 38 19
3228 B	07.87 - 03.91	625005			27.25.003		short driver's cab	620 890 00 19
3228 K	07.87 - 03.91	625009						620 890 01 19
		625.018/019						
3235								
3235	10.88 - 07.92	625121			27.25.003		short driver's cab	620 890 00 19
								620 890 01 19



MERCEDES BENZ

	year of construction	model			Gerep number		information	original number
3235								
3235 K	07.87 - 07.92	625.018/019			27.25.003		short driver's cab	620 890 00 19 620 890 01 19
		625128			27.25.003		short driver's cab	620 890 00 19 620 890 01 19
3326								
3326 L		348			27.11.005			000 891 03 05 001 323 19 00
3328								
3328 B	07.82 - 07.87	625025			27.25.003		short driver's cab	620 890 00 19
3328 K	07.82 - 07.87	625.028/029						620 890 01 19
3336								
3336 B	12.82 - 11.91	624137						624 890 01 19
3336 K		624139						
3528								
3528	07.87 - 09.89	625025			27.25.003		short driver's cab	620 890 00 19
3528 B		625.028/029						620 890 01 19
3535								
3535 AK, 280 kW	03.91 - 08.94	625145			27.25.003		short driver's cab	620 890 00 19 620 890 01 19
3535 AK, 266 kW	02.90 - 08.94	625.148/149						
3535 B, 269 kW	10.88 - 08.94	625249						
3535 B, 362 kW	10.88 - 08.94							
3535 K, 280 kW	03.91 - 08.94							
3535 K, 269 kW	10.88 - 08.94							
3535 K, 362 kW	10.88 - 08.94							
3535 K, 260 kW	09.87 - 01.89	625019			27.25.003		short driver's cab	620 890 00 19 620 890 01 19
		625025						
		625.028/029						
3536								
3536 K		624139						624 890 01 19
3538								
3538		659028			27.25.025		short driver's cab	620 890 02 19 620 890 03 19
3538 AK		659344			27.25.003		short driver's cab	620 890 00 19 620 890 01 19
3544								
3544 LK		659142			27.25.003		short driver's cab	620 890 00 19 620 890 01 19
4150								
4150 K		659144			27.25.003		short driver's cab	620 890 00 19 620 890 01 19
4844								
4844		659242			27.25.025		short driver's cab	620 890 02 19 620 890 03 19



MERCEDES BENZ

	year of construction	model			Gerep number		information	original number				
ACTROS 1831 - 1858 06.96 -												
1831,1831 L 1831 AK 1831 K 1835,1835 L 1835 AK 1835 K 1840,1840 L 1840 AK 1840 K 1843,1843 L 1843 AK 1843 K 1848,1848 L 1848 AK 1848 K 1853,1853 L 1857 L 1857 LS	09.96 - 04.97 - 04.97 - 09.96 - 04.97 - 04.97 - 09.96 - 04.97 - 04.97 - 09.96 - 04.97 - 04.97 - 09.96 - 04.97 - 04.97 - 04.97 -	950.003-008 950.013/014 950016 950.031-038 950044 950.046/047 950.056/057 950083 952.002/003 952013 952.072/073 952083 954012 954.032/033 954082			27.21.399		Chass. K 351351 - Chass. K 472725 short driver's cab comfort model	942 890 51 19				
					27.21.386		Chass. K 351351 - Chass. K 472725 long driver's cab comfort model	942 890 49 19				
					27.21.429		short driver's cab	942 890 55 19 943 890 01 19				
					27.21.385		long driver's cab	942 890 54 19 943 890 03 19				
					27.21.437			942 890 59 19				
							->Chass. K 827280	942 890 39 19 943 890 13 19				
					27.21.389		long driver's cab					
							short driver's cab	942 890 36 19				
							short driver's cab	942 890 11 19 942 890 35 19 943 890 23 19				
					27.25.021		long driver's cab	942 890 04 19 942 890 15 19 943 890 24 19				
					27.21.427			942 890 02 19 942 890 60 19				
	1831 S,1831 LS 1835 S,1835 LS 1840 S,1840 LS 1843 S,1843 LS 1848 S,1848 LS 1853 S,1853 LS				09.96 - 09.96 - 09.96 - 09.96 - 09.96 - 09.96 -	954002			27.21.388		->Chass. K 351350	942 890 28 19
									27.21.387		->Chass. K 351350	942 890 29 19
									27.21.430		->Chass. K 472725 long driver's cab	942 890 52 19
									27.21.431		Chass. K 472726-> long driver's cab	942 890 53 19
									27.21.368		long driver's cab	942 890 02 19
		27.11.223		Chass. K 214968-> long driver's cab	942 890 31 19 943 890 09 19							
				Chass. K 289569-> long driver's cab	942 890 47 19							
954.002/003 954.032/033 954042 954053 954062		09.96 - 09.96 - 09.96 - 09.96 - 09.96 - 09.96 - 09.96 - 09.96 - 09.96 - 09.96 -	954.002/003 954.032/033 954042 954053 954062						27.21.399		Chass. K 351351 - Chass. K 472725 short driver's cab comfort model	942 890 51 19
									27.21.386		Chass. K 351351 - Chass. K 472725 long driver's cab comfort model	942 890 49 19
									27.21.429		short driver's cab	942 890 55 19 943 890 01 19
		27.21.385					long driver's cab	942 890 54 19 943 890 03 19				
		27.21.437						942 890 59 19				
							->Chass. K 827280 long driver's cab	942 890 39 19 943 890 13 19				
		27.21.389					short driver's cab	942 890 36 19				
							short driver's cab	942 890 11 19 942 890 35 19 943 890 23 19				
		27.25.021					long driver's cab	942 890 04 19 942 890 15 19 943 890 24 19				
		27.21.427						942 890 02 19 942 890 60 19				



MERCEDES BENZ

year of construction	model			Gerep number		information	original number
----------------------	-------	--	--	--------------	--	-------------	-----------------

ACTROS 1831 - 1858

06.96 -

1832, L, LL	04.03 -	930.003-008			27.21.399		Chass. K 351351 - Chass. K 472725	942 890 51 19	
1832 AK	04.03 -	930.031-038						short driver's cab	
1832 K	04.03 -	930044						comfort model	
1832 LS, LLS	04.03 -	930.046/047					27.21.386	Chass. K 351351 - Chass. K 472725	942 890 49 19
1836, L, LL	04.03 -	930.056/057						long driver's cab	
1836 AK	04.03 -	932.002/003						comfort model	
1836 K	04.03 -	932.072/073					27.21.429	short driver's cab	942 890 55 19
1836 LS, LLS	04.03 -	934.031-034							943 890 01 19
1841 AK	04.03 -	934042					27.21.385	long driver's cab	942 890 54 19
1841 K	04.03 -	934053							943 890 03 19
1841 LS, LLS	04.03 -	934062			27.21.437		942 890 59 19		
1841, L, LL	04.03 -					HD	->Chass. K 827280	942 890 39 19	
1844, L, LL	04.03 -								943 890 13 19
1844 AK	04.03 -						27.21.389		942 890 36 19
1844 K	04.03 -								942 890 11 19
1844 LS, LLS	04.03 -								942 890 35 19
1846, L	04.03 -								943 890 23 19
1846 AK	04.03 -						27.21.384	long driver's cab	943 890 11 19
1846 K	04.03 -								942 890 04 19
1846 LS	04.03 -						27.25.021	long driver's cab	942 890 15 19
1850, L	04.03 -								943 890 24 19
1850 AK	04.03 -				27.11.220		940 890 39 19		
1850 K	04.03 -				27.21.427		942 890 02 19		
1850 LS	04.03 -						942 890 60 19		
1854, L	04.03 -								
1854 LS	04.03 -								
1858, L	04.03 -								
1858 LS	04.03 -								

ACTROS 2031 - 2053

06.96 -

2031	04.97 -	950.003-008			27.21.399		Chass. K 351351 - Chass. K 472725	942 890 51 19	
2031 A	04.97 -	950.013/014						short driver's cab	
2031 AK	09.96 -	950016						comfort model	
2031 AS	04.96 -	950.031-038					27.21.386	Chass. K 351351 - Chass. K 472725	942 890 49 19
2031 K	04.97 -	950044						long driver's cab	
2031 S	04.96 -	950.046/047						comfort model	
2035 A	04.97 -	950.056/057					27.21.429	short driver's cab	942 890 55 19
2040	09.96 -	950083							943 890 01 19
2040 AK	09.96 -	952.002/003					27.21.385	long driver's cab	942 890 54 19
2040 AS	04.96 -	952013							943 890 03 19
2040 S	04.96 -	952.072/073			27.21.437		942 890 59 19		
2053 S	04.96 -	952083				HD	->Chass. K 827280	942 890 39 19	
		954012							943 890 13 19
		954.032/033					27.21.389	long driver's cab	
		954082						short driver's cab	942 890 36 19
								short driver's cab	942 890 11 19
									942 890 35 19
									943 890 23 19
							27.25.021	long driver's cab	942 890 04 19
									942 890 15 19
									943 890 24 19
					27.21.427		942 890 02 19		
							942 890 60 19		



MERCEDES BENZ

	year of construction	model			Gerep number		information	original number					
ACTROS 2031 - 2053 06.96 -													
2031 2032		930.013/014 930016 930083 932013 932083			27.21.399		Chass. K 351351 - Chass. K 472725	942 890 51 19					
							short driver's cab						
							comfort model						
						27.21.386		Chass. K 351351 - Chass. K 472725	942 890 49 19				
						27.21.429		short driver's cab	942 890 55 19 943 890 01 19				
						27.21.385		long driver's cab	942 890 54 19 943 890 03 19				
								27.21.389	HD	->Chass. K 827280	942 890 39 19 943 890 13 19		
			short driver's cab	942 890 36 19									
			short driver's cab	942 890 11 19 942 890 35 19 943 890 23 19									
			27.25.021	long driver's cab	942 890 04 19 942 890 15 19 943 890 24 19								
ACTROS 2531 - 2557 06.96 -													
2531 2531		930.113/114 930.202-205 930.213-215 930.224-226			27.21.399		Chass. K 351351 - Chass. K 472725	942 890 51 19					
							short driver's cab						
							comfort model						
						27.21.386		Chass. K 351351 - Chass. K 472725	942 890 49 19				
						27.21.429		short driver's cab	942 890 55 19 943 890 01 19				
						27.21.385		long driver's cab	942 890 54 19 943 890 03 19				
								27.21.389	HD	->Chass. K 827280	942 890 39 19 943 890 13 19		
			short driver's cab	942 890 36 19									
			short driver's cab	942 890 11 19 942 890 35 19 943 890 23 19									
			27.25.021	long driver's cab	942 890 04 19 942 890 15 19 943 890 24 19								
2531,2531 L 2531 LS 2535 L 2535 LS 2540,2540 L 2540 LS 2543,2543 L 2543 LS 2548,2548 L 2548 LS 2553,2553 L 2553 LS 2557 L	09.96 - 09.96 - 09.96 - 09.96 - 09.96 - 09.96 - 09.96 - 09.96 - 09.96 - 09.96 - 09.96 - 09.96 - 09.96 - 09.96 -	950.113/114 950.142/143 950145 950.203-205 950208 950.213/214 950218 950.223-226 950.242-244 952.141-143 952241 952243 953141 954141 954223 954233 954241			27.21.399		Chass. K 351351 - Chass. K 472725	942 890 51 19					
							short driver's cab						
							comfort model						
										27.21.386		Chass. K 351351 - Chass. K 472725	942 890 49 19
										27.21.429		short driver's cab	942 890 55 19 943 890 01 19
										27.21.385		long driver's cab	942 890 54 19 943 890 03 19
										27.21.437			942 890 59 19
								HD	->Chass. K 827280	942 890 39 19			
								27.21.389		long driver's cab	943 890 13 19		
										short driver's cab	942 890 36 19		
										short driver's cab	942 890 11 19 942 890 35 19 943 890 23 19		
										27.25.021	long driver's cab	942 890 04 19 942 890 15 19 943 890 24 19	
										27.21.427			942 890 02 19 942 890 60 19



MERCEDES BENZ

year of construction	model			Gerep number		information	original number
----------------------	-------	--	--	--------------	--	-------------	-----------------

ACTROS 2631 - 2658

06.96 -

2631 2653	01.96 -	932241 950143 950243 954141			27.21.399		Chass. K 351351 - Chass. K 472725 short driver's cab comfort model	942 890 51 19							
					27.21.386		Chass. K 351351 - Chass. K 472725 long driver's cab comfort model	942 890 49 19							
					27.21.429		short driver's cab	942 890 55 19 943 890 01 19							
					27.21.385		long driver's cab	942 890 54 19 943 890 03 19							
						HD		->Chass. K 827280 long driver's cab	942 890 39 19 943 890 13 19						
							27.21.389		short driver's cab	942 890 36 19					
									short driver's cab	942 890 11 19 942 890 35 19 943 890 23 19					
							27.25.021		long driver's cab	942 890 04 19 942 890 15 19 943 890 24 19					
							2631 B 2631 K 2631,2631 L 2635 B 2635 K 2635,2635 L 2640,2640 L 2640 B 2640 K,2640 LK 2640 S,2640 LS 2643 B 2643 K,2643 LK 2643 S,2643 LS 2643,2643 L 2648 K,2648 LK 2648 S,2648 LS 2648,2648 L 2653 K,2653 LK 2653 S,2653 LS 2653,2653 L 2657 K,2657 LK 2657 L 2657 S	04.97 - 04.97 - 04.97 - 04.97 - 04.97 - 04.97 - 04.97 - 04.97 - 04.97 - 09.96 - 04.97 - 04.97 - 04.97 - 04.97 - 04.97 - 09.96 - 04.97 - 04.97 - 04.97 - 09.96 - 04.97 - 09.96 - 04.97 - 04.97 - 04.97 - 04.97 - 04.97 -	950.113/114 950.142/143 950145 950.203-205 950208 950.213/214 950218 950.223-226 950.242-244 952.141-143 952241 952243 953141 954141 954223 954233 954241			27.21.399		Chass. K 351351 - Chass. K 472725 short driver's cab comfort model	942 890 51 19
												27.21.386		Chass. K 351351 - Chass. K 472725 long driver's cab comfort model	942 890 49 19
27.21.429		short driver's cab	942 890 55 19 943 890 01 19												
27.21.385		long driver's cab	942 890 54 19 943 890 03 19												
			HD		->Chass. K 827280 long driver's cab	942 890 39 19 943 890 13 19									
				27.21.389		short driver's cab				942 890 36 19					
						short driver's cab				942 890 11 19 942 890 35 19 943 890 23 19					
				27.25.021		long driver's cab				942 890 04 19 942 890 15 19 943 890 24 19					
				27.21.437						942 890 59 19					
				27.21.427						942 890 02 19 942 890 60 19					



MERCEDES BENZ

year of construction	model			Gerep number		information	original number
----------------------	-------	--	--	--------------	--	-------------	-----------------

ACTROS 2631 - 2658 06.96 -

2632 K	04.03 -	930.142/143			27.21.399	Chass. K 351351 - Chass. K 472725 short driver's cab comfort model	942 890 51 19			
2632 LS	04.03 -	930145			27.21.386			Chass. K 351351 - Chass. K 472725 long driver's cab comfort model	942 890 49 19	
2632, L	04.03 -	930.242-244								
2636 K	04.03 -	932.141-143								
2636 LS	04.03 -	932241								
2636, L	04.03 -	934141								
2641 K	04.03 -	934223								
2641 S, LS	04.03 -	934233								
2641, L	04.03 -	934241								
2644 K	04.03 -									27.21.385
2644 S, LS	04.03 -		27.21.437		942 890 59 19					
2644, L	04.03 -				HD	->Chass. K 827280 long driver's cab	942 890 39 19 943 890 13 19			
2646 K	04.03 -							27.21.389	short driver's cab	942 890 36 19
2646 S, LS	04.03 -									
2646, L	04.03 -									
2650 K	04.03 -									
2650 S, LS	04.03 -									
2650, L	04.03 -									
2654 K	04.03 -									
2654 S, LS	04.03 -									
2654, L	04.03 -									
2658 K	04.03 -		27.21.384	long driver's cab	943 890 11 19					
2658 L	04.03 -		27.25.021	long driver's cab	942 890 04 19 942 890 15 19 943 890 24 19					
2658 LS	04.03 -		27.11.220		940 890 39 19					
			27.21.427		942 890 02 19 942 890 60 19					

ACTROS 3231 - 3335 06.96 -

3231	04.97 -	930.162/163			27.21.399	Chass. K 351351 - Chass. K 472725 short driver's cab comfort model	942 890 51 19					
3235 K		930.182/183			27.21.386			Chass. K 351351 - Chass. K 472725 long driver's cab comfort model	942 890 49 19			
3240 K		932.161-163										
3243 K		932.182/183										
3331		932.304/305										
		932307										
		952305										
										27.21.429	short driver's cab	942 890 55 19 943 890 01 19
										27.21.385	long driver's cab	942 890 54 19 943 890 03 19
		27.21.389	short driver's cab	942 890 36 19								
			short driver's cab	942 890 11 19 942 890 35 19 943 890 23 19								
		27.25.021	long driver's cab	942 890 04 19 942 890 15 19 943 890 24 19								



MERCEDES BENZ

year of construction	model			Gerep number		information	original number

ACTROS 3340 - 3357

06.96 -

3346	09.02 -	950163			27.21.399		Chass. K 351351 - Chass. K 472725 short driver's cab comfort model	942 890 51 19
					27.21.386		Chass. K 351351 - Chass. K 472725 long driver's cab comfort model	942 890 49 19
					27.21.429		short driver's cab	942 890 55 19 943 890 01 19
					27.21.385		long driver's cab	942 890 54 19 943 890 03 19
					27.21.437			942 890 59 19
							HD	->Chass. K 827280 long driver's cab
				27.21.389		short driver's cab	942 890 36 19	
						short driver's cab	942 890 11 19 942 890 35 19 943 890 23 19	
				27.25.021		long driver's cab	942 890 04 19 942 890 15 19 943 890 24 19	
				27.21.427			942 890 02 19 942 890 60 19	

ACTROS 4140 - 4148

06.96 -

4140		932.314/315 932317 932325 932336			27.21.399		Chass. K 351351 - Chass. K 472725 short driver's cab comfort model	942 890 51 19	
					27.21.386		Chass. K 351351 - Chass. K 472725 long driver's cab comfort model	942 890 49 19	
					27.21.429		short driver's cab	942 890 55 19 943 890 01 19	
					27.21.385		long driver's cab	942 890 54 19 943 890 03 19	
							HD	->Chass. K 827280 long driver's cab	942 890 39 19 943 890 13 19
						27.21.389		short driver's cab	942 890 36 19
						short driver's cab	942 890 11 19 942 890 35 19 943 890 23 19		
				27.25.021		long driver's cab	942 890 04 19 942 890 15 19 943 890 24 19		



MERCEDES BENZ

year of construction	model			Gerep number		information	original number	
ACTROS 4140 - 4148		06.96 -						
4140 AK	04.97 -	950.162/163			27.21.399	Chass. K 351351 - Chass. K 472725	942 890 51 19	
4140 B	04.97 -	950.182/183			short driver's cab			
4140 K, 8x4/4	04.97 -	950306			comfort model			
4140 K, 8x6/4	04.97 -	952.161-163			27.21.386	Chass. K 351351 - Chass. K 472725	942 890 49 19	
4143 AK	04.97 -	952.182/183			long driver's cab			
4143 K, 8x4/4	04.97 -	952304			comfort model			
4143 K, 8x6/4	04.97 -	952307			27.21.429	short driver's cab	942 890 55 19	
4148 AK	04.97 -	952.314/315			943 890 01 19			
4148 K, 8x4/4	04.97 -	952317			27.21.385	long driver's cab	942 890 54 19	
4148 K, 8x6/4	04.97 -	952325			27.21.437		942 890 59 19	
		952336			HD	->Chass. K 827280	942 890 39 19	
		953.161-163			27.21.389	long driver's cab	943 890 13 19	
		953.304/305				short driver's cab	942 890 36 19	
		953314				short driver's cab	942 890 11 19	
		953317				short driver's cab	942 890 35 19	
		954161			27.25.021	long driver's cab	943 890 23 19	
		954182			27.21.427		942 890 04 19	
				long driver's cab	942 890 15 19			
				long driver's cab	943 890 24 19			
				long driver's cab	942 890 02 19			
				long driver's cab	942 890 60 19			
ACTROS - (general)								
1831 - 4148					27.21.368		942 890 31 19	
					27.21.389		943 890 09 19	
					27.11.219		942 890 36 19	
					27.11.223		942 890 05 19	
						27.21.388		942 890 47 19
						27.21.387		942 890 28 19
						27.21.430		942 890 29 19
						27.21.431		942 890 52 19
								942 890 53 19
								942 890 02 19
ATEGO 712 - 717								
712 - 1528							970 317 46 03	
ATEGO 1214 - 1228								
1215,1215 L	01.98 -	375.101/102				long driver's cab	970 317 18 03	
						long driver's cab	970 317 42 03	
						long driver's cab	970 317 17 03	
							short driver's cab	970 317 41 03
							short driver's cab	970 317 32 03
					short driver's cab	970 317 50 03		
					long driver's cab	970 317 44 03		
					long driver's cab	970 317 45 03		
ATEGO 1517 - 1528								
1517,1517 L	01.98 -	375.101/102				long driver's cab	970 317 18 03	
						long driver's cab	970 317 42 03	
						long driver's cab	970 317 17 03	
							short driver's cab	970 317 41 03
							short driver's cab	970 317 32 03
					short driver's cab	970 317 50 03		
					short driver's cab	970 317 44 03		
					long driver's cab	970 317 45 03		



MERCEDES BENZ

	MERCEDES BENZ							
	year of construction	model			Gerep number		information	original number
ATEGO 1823 - 1828								
1823,1823 L	01.98 - 09.04	950.501-509			27.21.383		long driver's cab	940 890 38 19
1823 AK	05.98 - 09.04	950.531-539			27.11.220			940 890 39 19
1823 K	05.98 - 09.04	950544			27.25.027			940 890 08 19
1823 LS	05.98 - 09.04	950.546/547						940 890 09 19
1828,1828 L	05.98 - 09.04	950.562/563						
1828 A	05.98 - 09.04	952.502/503						
1828 AK	05.98 - 09.04	952.562/563						
1828 K	05.98 - 09.04	954532						
1828 LS	05.98 - 09.04							
ATEGO 2523 - 2528								
2523 L	05.98 - 09.04	950.602-605			27.21.383		long driver's cab	940 890 38 19
2528 L	05.98 - 09.04	950.613/614 950.623-626			27.11.220			940 890 39 19
					27.25.027			940 890 08 19
								940 890 09 19
ATEGO 2628								
2628	05.98 - 09.04	950.642/643			27.21.383		long driver's cab	940 890 38 19
2628 B	05.98 - 09.04	952.641-643			27.11.220			940 890 39 19
2628 K	05.98 - 09.04	953641 953643			27.25.027			940 890 08 19
								940 890 09 19
ATEGO (general)								
1823 - 2628					27.21.381			940 890 10 19
					27.11.219			942 890 05 19
AXOR								
1823	01.02 -	321322			27.11.219			942 890 05 19
1823 K	01.02 -	375301						
2523	01.02 -	375303				27.11.220		
2523 K	01.02 -	375.321-323						27.25.027
2528	01.02 -	375351	940 890 09 19					
2623 L	01.02 -	375.373/374						
2628 L	01.02 -	375381						
2628 K	01.02 -							
2628 B	01.02 -							
3228	01.02 -							
1835 LS	01.02 -	375408			27.11.220		long driver's cab	940 890 39 19
1840 LS	01.02 -	944.032/033			27.21.383		long driver's cab	940 890 38 19
1843 LS	01.02 -	944.032/033						
2535 LS	01.02 -	944233			27.21.383		long driver's cab	940 890 38 19
2540 LS	01.02 -				27.11.220		long driver's cab	940 890 39 19
2543 LS	01.02 -							
ECONIC								
	03.98 -							
1823 LL	03.98 -	957.541-543			27.11.219			942 890 05 19
1828 LL	03.98 -	957.653/654						
2628 LL, 6x2/4	03.98 -	957.656/657						970 317 46 03
2628 LL, 6x4	01.98 -	957.661-664 957.681/682						
Unimog 1000-1350								
U 1000T	01.77 - 12.82	424.131/132						003 323 52 00
U 1200T	01.83 - 05.88							
Unimog 1400-1750								
U 1500T	01.77 - 05.88	425131						003 323 52 00
U 1550L, 150-157 kW	05.88 -	427107						
U 1550L, 177 kW	05.88 -	427.117/118						
U 1600, 150-157 kW	09.89 -	437000						
U 1600, 177 kW	05.91 -	437116						
U 1650,U 1650L, 150-157 kW	09.89 -	437125						
U 1650,U 1650L, 177 kW	05.91 -							
U 1700T	09.88 -							



MERCEDES BENZ

year of construction	model			Gerep number		information	original number
----------------------	-------	--	--	--------------	--	-------------	-----------------

Unimog 2100-2450

U 2100	09.89 -	437105					003 323 52 00
U 2150	09.89 -	437.117/118					
U 2150,U 2150L, 155-157 kW	09.89 -	437.135/136					
U 2150,U 2150L, 177 kW	09.89 -	437156					
U 2400TG	07.93 -	437.170/171					
U 2450L	07.93 -	437182					

Unimog 2500-5000

U 3000	09.02 -	437420					003 323 52 00
U 4000		437425					
U 5000	09.02 -	437430					
		437435					
		437460					
		437465					

RENAULT TRUCKS

100

H 100					27.11.193		5010 316 210 5010 316 210 B 5010 316 210 C 5010 316 560 A
					27.11.230		5010 269 674 5010 316 783 5010 316 783A



RENAULT TRUCKS

	year of construction	model	⚙️	🔧	Gerep number	📄	information	original number
Magnum	<i>09.90 -</i>							
AE 385ti.18	02.92 - 10.96		⚙️	🔧	27.14.020			5010 052 404
AE 385ti.18T	02.92 - 10.96							5010 130 534
AE 385ti.19	02.92 - 10.96		⚙️	🔧	27.13.015			5010 052 405
AE 385ti.19T	02.92 - 10.96							5010 130 535
AE 385ti.24	02.92 - 10.96							
AE 385ti.26	02.92 - 10.96							
AE 390.18	09.96 -							
AE 390.18T	09.96 -							
AE 390.19	09.96 -							
AE 390.19T	09.96 -							
AE 390.26	09.96 -							
AE 420ti.18	10.92 - 12.96							
AE 420ti.18T	10.92 - 12.96							
AE 420ti.19	10.92 - 12.96							
AE 420ti.19T	10.92 - 12.96							
AE 420ti.22T	10.92 - 10.96							
AE 420ti.24	10.92 - 12.96							
AE 420ti.24T	10.92 - 12.96							
AE 420ti.26	10.92 - 12.96							
AE 420ti.26T	10.92 - 12.96							
AE 430.18	09.96 -							
AE 430.18T	09.96 -							
AE 430.19	09.96 -							
AE 430.19T	09.96 -							
AE 430.26	09.96 -							
AE 430.26T, 6x2	01.98 -							
AE 430.26T, 6x4	01.97 -							
AE 470.18	11.96 -							
AE 470.18T	11.96 -							
AE 470.19	11.96 -							
AE 470.19T	11.96 -							
AE 470.26	01.97 -							
AE 470.26T	01.98 -							
AE 520.18	10.92 - 05.96							
AE 520.18T	10.92 - 05.96							
AE 520.19	10.92 - 05.96							
AE 520.19T	10.92 - 05.96							
AE 520.22T	10.92 - 05.96							
AE 520.24	10.92 - 05.96							
AE 520.24T	10.92 - 05.96							
AE 520.26	10.92 -							
AE 520.26T	10.92 - 05.96							
AE 560.18	04.96 -							
AE 560.18T	04.96 -							
AE 560.19	04.96 -							
AE 560.19T	04.96 -							
AE 560.26	04.96 -							
AE 560.26T, 6x2	01.98 -							
AE 560.26T, 6x4	01.97 -							
Major	<i>05.91 - 10.96</i>							
R 310 26/ 26T	- 12.93		⚙️	🔧	27.15.020			5010 065 310
R 340 17, R 340 18/ 18T	- 12.93							
R 340 19/ 19T/ 19TB	- 12.93		⚙️	🔧	27.11.180			5010 065 311
R 340 24, R 340 26	- 12.93							
R 360 19/ 19T	- 12.93							
R 360 26/ 26T	- 12.93							
R 360 35/ 35T	- 12.93							
R 365 17/ 18	- 12.93							
R 365 19/ 19T/ 19TB	- 12.93							
R 365 24/ 26	- 12.93							
R 385 17	- 12.93							
R 385 18/ 18T	- 12.93							
R 385 19/ 19T	- 12.93							
R 385 24/ 26	- 12.93							
R 390 19T	- 12.93							
R 420 18/ 18T	- 12.93							
R 420 24, R 420 26	- 12.93							
R 420 36T	- 12.93							



RENAULT TRUCKS

year of construction	model			Gerep number		information	original number
----------------------	-------	--	--	--------------	--	-------------	-----------------

Major 05.91 - 10.96

R 340ti.16/T	05.91 - 10.96			27.22.036		01.1994->	5010 130 608
R 340ti.17	05.91 - 10.96					01.1994->	5010 130 609
R 340ti.18, 18 t, light carriage/chassis	05.91 - 10.96						5010 130 609B
R 340ti.18, 18,5 t	05.91 - 10.96						
R 340ti.18, 18 t, Tipper	05.91 - 10.96						
R 340ti.18/T	05.91 - 10.96						
R 340ti.19	05.91 - 10.96						
R 340ti.19/T	05.91 - 10.96						
R 340ti.24	05.91 - 10.96						
R 340ti.26	05.91 - 10.96						
R 385ti.17,R 380.17	05.91 - 10.96						
R 385ti.18,R 380.18, 18 t, light carriage/chassis	05.91 - 10.96						
R 385ti.18,R 380.18, 18,5 t	05.91 - 10.96						
R 385ti.18,R 380.18, 18 t, Tipper	05.91 - 10.96						
R 385ti.18/T,R 380.18/T	05.91 - 10.96						
R 385ti.19,R 380.19	05.91 - 10.96						
R 385ti.19/T,R 380.19/T	05.91 - 10.96						
R 385ti.22/T,R 380.19/TB	05.91 - 10.96						
R 385ti.24,R 380.24	05.91 - 10.96						
R 385ti.25,R 380.25	05.91 - 10.96						
R 385ti.25/T,R 380.25/T	05.91 - 10.96						
R 385ti.26, light carriage/chassis	12.91 - 10.96						
R 385ti.26, Tipper	12.91 - 10.96						
R 385ti.26,R 380.26	05.91 - 10.96						
R 385ti.26/T,R 380.26/T	05.91 - 10.96						
R 420ti.18/T	10.92 - 10.96						
R 420ti.19/T, 4x4	10.92 - 10.96						
R 420ti.19/T, 4x2	10.92 - 10.96						
R 420ti.22/T	10.92 - 10.96						
R 420ti.24/TS	04.92 - 10.96						
R 420ti.26/TS	04.92 - 10.96						
R 420ti.35/TS	04.92 - 10.96						

R 10.80 - 10.91

R 310.19	10.80 - 03.89			27.15.020			5010 065 310
R 310.19/T	10.80 - 03.89						
R 330.17	05.88 - 05.91			27.11.180			5010 065 311
R 330.19	05.88 - 05.91						
R 330.19/T	05.88 - 05.91						
R 340.17	03.86 - 01.90						
R 340.19	03.86 - 01.90						
R 340.19/T	03.86 - 01.90						
R 340.24, 6x2	03.86 - 01.90						
R 340.24, 6x4	03.86 - 01.90						
R 365.17	10.87 - 05.90						
R 365.19	10.87 - 05.90						
R 365.19/T	10.87 - 05.90						
R 365.24, 6x2	10.87 - 05.90						
R 365.24, 6x4	10.87 - 05.90						
R 420.17	10.88 - 10.91						
R 420.19	10.88 - 10.91						
R 420.19/T	10.88 - 10.91						
R 420.24	10.88 - 10.91						
R 420.24/T	10.88 - 10.91						

TR

TR 310	- 12.93			27.15.020			5010 065 310



SCANIA

year of construction

model



Gerep number



information

original number

93, 113, 143

93 H/220	12.91 - 12.96	CG, CP	A.	∅	27.22.052 27.22.063 27.90.012		->Chass. 1 189 448 ->Chass. 4 322 855 ->Chass. 9 000 278 two-point driver's bearing	1116535 1348118	
				∅	27.12.020			393208 393290	
	CR13, CR19			A.	∅	27.22.052 27.22.063 27.90.012		->Chass. 1 189 448 ->Chass. 4 322 855 ->Chass. 9 000 278 two-point driver's bearing	1116535 1348118
					∅	27.22.052 27.22.063 27.90.012		->Chass. 1 193 875 ->Chass. 4 327 770 ->Chass. 9 001 052 four-point driver's cab bearing	1116535 1348118
					∅	27.22.051 27.90.012		->Chass. 1 193 875 ->Chass. 4 327 469 ->Chass. 9 001 052 semi trailer four-point driver's cab bearing	1117320 1348117
					∅	27.12.020			393208 393290
					∅	27.22.061		->Chass. 1 201 277	1117326 1331626
	CT13, CT19								



SCANIA

year of construction	model			Gerep number		information	original number
94, 114, 124, 144, 164	10.95 -						
94 C/260	12.96 -	CP14, CP19		$\frac{1}{T}$	27.23.106	->Chass. 1 224 579 ->Chass. 4 367 418 ->Chass. 9 018 491 four-point driver's cab bearing	1363122 1424228
				$\frac{1}{T}$	27.23.103	->Chass. 1 226 891 ->Chass. 4 371 074 ->Chass. 9 020 711 semi trailer four-point driver's cab bearing	1363120 1424227
				$\frac{1}{T}$	27.23.120	Chass. 1 224 580-> Chass. 4 367 419-> Chass. 9 018 492-> four-point driver's cab bearing	1381904
				$\frac{1}{T}$	27.23.066	Chass. 1 226 892-> Chass. 4 371 075-> Chass. 9 020 712-> semi trailer four-point driver's cab bearing	1397396
					27.90.001	air bellow and shock absorber outcome of complete air spring	1349840
				$\frac{1}{T}$	27.23.104	->Chass. 1 224 579 ->Chass. 4 367 418 ->Chass. 9 018 491 four-point driver's cab bearing	1382827 1424229
				$\frac{1}{T}$	27.23.104	->Chass. 1 226 891 ->Chass. 4 371 074 ->Chass. 9 020 711 two-point driver's bearing	1382827 1424229
				$\frac{1}{T}$	27.23.067	->Chass. 1 226 891 ->Chass. 4 371 074 ->Chass. 9 020 711 semi trailer four-point driver's cab bearing	1382829
				$\frac{1}{T}$	27.23.079	Chass. 1 224 580 - Chass. 1 292 428 Chass. 4 367 419 - Chass. 4 501 900 Chass. 9 018 492 - Chass. 9 083 916 four-point driver's cab bearing	1381906
				$\frac{1}{T}$	27.23.112	Chass. 1 226 892 - Chass. 1 292 428 Chass. 4 371 075 - Chass. 4 501 900 Chass. 9 020 712 - Chass. 9 083 916 two-point driver's bearing	1397398
				$\frac{1}{T}$	27.23.084	Chass. 1 226 892 - Chass. 1 292 428 Chass. 4 371 075 - Chass. 4 501 900 Chass. 9 020 712 - Chass. 9 083 916 4x4, 6x6 two-point driver's bearing four-point driver's cab bearing	1402271
					27.90.001	air bellow and shock absorber outcome of complete air spring	1349840
		CP28, CP31		$\frac{1}{T}$	27.23.112	->Chass. 1 294 234 two-point driver's bearing	1397398
					27.90.001	air bellow and shock absorber outcome of complete air spring	1349840
		CR14, CR19		$\frac{1}{T}$			



SCANIA

year of construction	model		Gerep number		information	original number

94, 114, 124, 144, 164

10.95 -

94 C/260	12.96 -	CR14, CR19			27.23.103	semi trailer 4x2 four-point driver's cab bearing	1363120 1424227
					27.23.106	8x4 four-point driver's cab bearing	1363122 1424228
					27.90.001	air bellow and shock absorber outcome of complete air spring	1349840
					27.23.104	->Chass. 1 226 891 ->Chass. 4 371 074 ->Chass. 9 020 711 two-point driver's bearing	1382827 1424229
					27.23.104	->Chass. 1 292 428 ->Chass. 4 501 900 ->Chass. 9 083 916 ->Chass. 3 547 307 4x4, 6x6 four-point driver's cab bearing	1382827 1424229
				27.23.112	Chass. 1 226 892 - Chass. 1 292 428 Chass. 4 371 075 - Chass. 4 501 900 Chass. 9 020 712 - Chass. 9 083 916 two-point driver's bearing	1397398	
			27.90.001	air bellow and shock absorber outcome of complete air spring	1349840		

CP-Serie

CP 13/19					27.23.034	bow joint rear	349007 367558
					27.22.052		1116535 1348118
					27.22.051	complete exchange (front and rear)	1117320 1348117

CR-Serie

CR 13/19					27.23.034	bow joint rear	349007 367558
					27.22.052		1116535 1348118
					27.22.051	complete exchange (front and rear)	1117320 1348117

LB-Serie

LB-series					27.24.012	short driver's cab	287519 348232
					27.24.006	long driver's cab	308619 354866

























R

R 340 R 380 R 420 R 470 R 500 R 580	03.04 - 03.04 - 03.04 - 03.04 - 03.04 -	CR			27.23.103	four-point driver's cab bearing	1363120 1424227
					27.23.106	four-point driver's cab bearing	1363122 1424228

STEYR

6...

6 S 10 4x2 F 6 S 16 4x2 F	05.93 - 05.93 -				27.99.120	short driver's cab	152.00.44.0090 85.41722.6001
					27.11.138	long driver's cab not to use for double driver's cab	81.43701.6629

	STEYR							
	year of construction	model			Gerep number		information	original number
8...								
8 S 10 4x2 F 8 S 15 4x2 F 8 S 16 4x2 F	05.93 - 05.93 - 05.93 -				27.99.120 27.11.138		short driver's cab long driver's cab not to use for double driver's cab	152.00.44.0090 85.41722.6001 81.43701.6629
9...								
9 S 15 4x2 F 9 S 16 4x2 F	05.93 - 05.93 -				27.99.120 27.11.138		short driver's cab long driver's cab not to use for double driver's cab	152.00.44.0090 85.41722.6001 81.43701.6629
10...								
10 S 15 4x2 F 10 S 16 4x2 F	02.93 - 02.93 -	L24			27.99.120 27.11.138		short driver's cab long driver's cab not to use for double driver's cab	152.00.44.0090 85.41722.6001 81.43701.6629
11...								
11 S 15 4x2 LL 11 S 16 4x2 LL	07.95 - 07.95 -				27.11.138 27.99.120 27.11.138		for: Topsleeper short driver's cab not for: Topsleeper short driver's cab not for: Topsleeper long driver's cab	81.43701.6629 152.00.44.0090 85.41722.6001 81.43701.6629
12...								
12 S 15 4x2 LL 12 S 16 4x2 LL	07.95 - 07.95 -				27.11.138 27.99.120 27.11.138		for: Topsleeper short driver's cab not for: Topsleeper short driver's cab not for: Topsleeper long driver's cab	81.43701.6629 152.00.44.0090 85.41722.6001 81.43701.6629
15...								
15 S 15 L, LL 15 S 16 L, LL 15 S 22 4x2 LLL 15 S 26 4x2 LLL	06.95 - 06.95 - 01.96 - 01.96 -				27.11.138 27.99.120 27.11.138		for: Topsleeper short driver's cab not for: Topsleeper short driver's cab not for: Topsleeper long driver's cab	81.43701.6629 152.00.44.0090 85.41722.6001 81.43701.6629
19...								
19 S 29 19 S 34	01.94 - 01.00 01.94 - 01.00	T03					short driver's cab long driver's cab	81.41722-6015 81.41722.6010 81.41722.6013
					27.21.209	HD		81.41722.6032 81.41722.6046
					27.11.094	HD	for: Topsleeper	81.41722.6017 81.41722.6045
					27.21.433			81.41722.6049 81.41722.6052
19 S 40 4x2 FL/FLR	04.94 -	T33			27.11.196			81.41722.6036
35...								
35 S 36 35 S 41	06.98 - 06.98 -	T46			27.11.094		for: Topsleeper short driver's cab short driver's cab	81.41722.6017 81.41722.6045 81.41722-6015
					27.21.209		long driver's cab	81.41722.6032 81.41722.6046
							long driver's cab	81.41722.6010 81.41722.6013
					27.11.094		large capacity-driver's cab	81.41722.6017 81.41722.6045
							large capacity-driver's cab	81.41722-6015
					27.21.433			81.41722.6049 81.41722.6052



STEYR

year of construction	model			Gerep number		information	original number
----------------------	-------	--	--	--------------	--	-------------	-----------------

41...

41 S 36	06.98 -	T46			27.11.094	for: Topsleeper short driver's cab	81.41722.6017
41 S 40	08.95 -					short driver's cab	81.41722.6045
41 S 41	06.98 -					short driver's cab	81.41722-6015
41 S 46	08.95 -				27.21.209	long driver's cab	81.41722.6032
						long driver's cab	81.41722.6046
					27.11.094	large capacity-driver's cab	81.41722.6010
						large capacity-driver's cab	81.41722.6013
			large capacity-driver's cab	81.41722.6017			
			large capacity-driver's cab	81.41722.6045			
		27.21.433				81.41722.6049	
						81.41722.6052	

tilting driver's cab

tilting driver's cab for V8 engines					27.11.096		160.29.44.0091
-------------------------------------	--	--	--	--	-----------	--	----------------



STEYR

	year of construction	model	🔧	🔩	Gerep number	📄	information	original number						
TG-A														
26 S 31 26 S 36	09.00 - 09.00 -	H17 H86	🚚	📄	27.21.426	📄	->03.2001 Cab.: F99L32-37 Cab.: F99R32-37 semi trailer	85.41722.6015 85.41722.6023						
							27.21.426	📄	->07.2002 Cab.: F99L32-37,40,41 Cab.: F99R32-37,40,41 Cab.: F99L15, F99R15 light carriage/chassis	85.41722.6015 85.41722.6023				
							27.21.424	📄	04.2001 - 01.2003 Cab.: F99L32-37,40,41 Cab.: F99R32-37,40,41 Cab.: F99L15, F99R15 semi trailer	85.41722.6014 85.41722.6022				
								📄	02.2003-> Cab.: F99L32-37,40,41 Cab.: F99R32-37,40,41 Cab.: F99L15, F99R15 semi trailer	81.41722.6053				
								📄	08.2002-> Cab.: F99L32-37,40,41 Cab.: F99R32-37,40,41 Cab.: F99L15, F99R15 light carriage/chassis	81.41722.6054				
							27.21.398	HD	Cab.: F99L15, F99R15	85.41722.6017				
							27.21.397		Cab.: F99L15, F99R15	85.41722.6010				
							🚚	📄	27.21.407	📄	->01.2003 semi trailer	81.41722.6057 85.41722.6006 85.41722.6012		
											27.21.412	📄	->07.2002 light carriage/chassis	81.41722.6058 85.41722.6013 85.41722.6024
												📄	02.2003-> semi trailer	81.41722.6055
			27.21.407	📄	02.2003-> semi trailer	81.41722.6057 85.41722.6006 85.41722.6012								
				📄	08.2002-> light carriage/chassis	81.41722.6056								
			27.21.412	📄	08.2002-> light carriage/chassis	81.41722.6058 85.41722.6013 85.41722.6024								
				HD	Cab.: F99L15, F99R15	81.41722.6059 85.41722.6019								
			27.21.396		Cab.: F99L15, F99R15	85.41722.6011								
			27.21.433	📄	Cab.: F92L22,28S	81.41722.6049 81.41722.6052								
			18 S 31 18 S 36 18 S 41 18 S 46	09.02 - 09.02 - 09.02 - 09.02 -	H01	🚚					📄	27.21.424	📄	->01.2003
								📄	02.2003->	81.41722.6053				
							27.21.398			85.41722.6017				
							27.21.397			85.41722.6010				
🚚	📄	27.21.407					📄	->01.2003	81.41722.6057 85.41722.6006 85.41722.6012					
								📄 ←	02.2003->	81.41722.6055				
						27.21.407		📄 →	02.2003->	81.41722.6057 85.41722.6006 85.41722.6012				
										81.41722.6059 85.41722.6019				
						27.21.396				85.41722.6011				



VOLVO

	year of construction	model	🔧	🔩	Gerep number	📄	information	original number
FH 12	08.93 -							
FH 12/340, 18 t, light carriage/chassis	08.93 -		⚙️	⚙️				1629722
FH 12/340, 26 t, light carriage/chassis, 6x2	08.93 -		⚙️	⚙️	27.11.134		->Chass. A291152 ->Chass. B216585	1629721
FH 12/340, 26 t, light carriage/chassis, 6x4	08.93 -				27.11.225	🔩		1622227 3198849 3986315
FH 12/340, 32 t, 8x2/4	08.93 -							
FH 12/340, 32 t, 8x4/4	08.93 -							
FH 12/340, 26 t, Tipper	08.93 -							
FH 12/340, 18 t, Truck and Trailer	08.93 -							
FH 12/340, 25 t	01.95 -							
FH 12/340, 26 t, Truck and Trailer, 6x2/2/4	08.93 -							
FH 12/340, 26 t, Truck and Trailer, 6x4	08.93 -							
FH 12/380, 18 t, light carriage/chassis	08.93 -							
FH 12/380, 26 t, light carriage/chassis, 6x2	08.93 -							
FH 12/380, 26 t, light carriage/chassis, 6x4	08.93 -							
FH 12/380, 32 t, 8x2/4	08.93 -							
FH 12/380, 32 t, 8x4/4	08.93 -							
FH 12/380, 26 t, Tipper	08.93 -							
FH 12/380, 18 t, Truck and Trailer	08.93 -							
FH 12/380, 25 t	01.95 -							
FH 12/380, 26 t, Truck and Trailer, 6x2/2/4	08.93 -							
FH 12/380, 26 t, Truck and Trailer, 6x4	08.93 -							
FH 12/420, 18 t, light carriage/chassis	08.93 -							
FH 12/420, 26 t, light carriage/chassis, 6x2	08.93 -							
FH 12/420, 26 t, light carriage/chassis, 6x4	08.93 -							
FH 12/420, 32 t, 8x2/4	08.93 -							
FH 12/420, 32 t, 8x4/4	08.93 -							
FH 12/420, 26 t, Tipper	08.93 -							
FH 12/420, 18 t, Truck and Trailer	08.93 -							
FH 12/420, 25 t	01.95 -							
FH 12/420, 26 t, Truck and Trailer, 6x2/2/4	08.93 -							
FH 12/420, 26 t, Truck and Trailer, 6x4	08.93 -							
FH 12/460, 18 t, light carriage/chassis	08.98 -							
FH 12/460, 26 t, light carriage/chassis, 6x2	08.98 -							
FH 12/460, 26 t, light carriage/chassis, 6x4	08.98 -							
FH 12/460, 18 t, Truck and Trailer	08.98 -							
FH 12/460, 25 t	08.98 -							
FH 12/460, 26 t, Truck and Trailer, 6x4	08.98 -							
FH 12/460, 26 t, Truck and Trailer, 6x2/2/4	08.98 -							
FH 12/460, 26 t, Tipper	08.98 -							
FH 12/460, 32 t, 8x2/4	08.98 -							



VOLVO

	VOLVO							
	year of construction	model			Gerep number		information	original number
FH 16								
FH 16/470, 18 t, light carriage/chassis	08.93 - 12.99							1629722
FH 16/520, 18 t, light carriage/chassis	08.93 -				27.11.134		->Chass. A291152 ->Chass. B216585	1629721
FH 16/470, 18 t, Truck and Trailer	08.93 - 12.99				27.11.225			1622227 3198849 3986315
FH 16/520, 25 t	01.95 -							
FH 16/470, 26 t, 6x2	08.93 - 12.99							
FH 16/520, 26 t, light carriage/chassis, 6x2	08.93 -							
FH 16/470, 25 t	08.93 - 12.99							
FH 16/520, 26 t, light carriage/chassis, 6x4	08.93 -							
FH 16/470, 26 t, 6x4	08.93 - 12.99							
FH 16/520, 18 t, Truck and Trailer	08.93 -							
FH 16/520, 26 t, Truck and Trailer, 6x2/2/4	08.93 -							
FH 16/520, 26 t, Truck and Trailer, 6x4	08.93 -							
FH 16/550	01.03 -							
FH 16/610	01.03 -							

Crossliste

ACERBI		AUWÄRTER		BPW BERGISCHE ACHSE	
128711217	27.31.423	1210.5	27.48.012	02.3702.48.00	27.31.411
431491	27.31.424	1210.6	27.48.013	02.3702.51.00	27.41.157
ASTRA		1210.7	27.48.009	02.3702.52.00	27.31.400
0110.166.42	27.48.059	5157.13.2102 C	23.25.025	02.3702.60.00	27.41.269
0110.166.44	27.38.118	BARTOLETTI		02.3702.60.00	27.41.269
1001.36	27.43.151	91610259	27.31.424	02.3702.67.00	27.41.148
1110	27.43.274	91610263	27.31.423	02.3702.70.00	27.41.257
AUSTERAS		91610264	27.31.424	02.3702.83.00	27.51.043
99391004	27.41.474	91610266	27.31.424	02.3702.88.00	27.51.063
AUTODROMO		91610267	27.31.425	02.3702.92.00	27.41.252
81.43701.6713	27.43.223	91610269	27.31.392	02.3702.93.00	16.21.081
AUWÄRTER		91610272	27.31.392	02.3722.04.00	27.31.403
0110.390.00	23.25.025	91610274	27.31.392	02.3722.14.00	27.31.400
0110.705.22	27.48.059	91610275	27.31.423	02.3722.63.00	27.99.149
0110.705.25	27.38.118	BATTAGLINO		02.3722.64.00	27.99.148
0110.835.20	27.43.270	2604800	27.31.424	02.3722.66.00	17.21.093
0110.835.21	27.38.138	40180000	27.41.474	02.3722.68.00	17.21.094
0110.835.22	27.38.140	BEDFORD		02.3722.83.00	27.41.471
1002.101.00	27.48.012	719 7846	27.31.293	10.30.974794	27.11.251
1002.102.00	27.48.009	910 369 34	27.48.065	BREDAMENARINI BUS	
1002.103.00	27.48.016	910 620 32	27.32.062	500.4034	27.41.060
1002.104.00	27.48.013	BERKHOF		Bristol VRT	
1002.104.02	27.48.013	52.700.003	27.37.001	206 VRD 29593	27.24.022
1002.104.03	27.43.197	BERTOYA		208 VRD	27.24.021
1002.106.02	27.48.013	446421001	27.31.424	BROSHUIS	
1002.107.00	27.48.031	BLUEBIRD		...	27.42.106
1002.107.10	27.48.082	1.962.430	27.21.323	C.V.S.	
1002.107.20	27.48.083	BOMBARDIER		514287	27.31.423
1002.140.00	27.36.180	8.231.116.000	27.38.106	CALABRESE	
1002.143.00	27.36.195	8.231.116.000 E	27.38.106	128711209	27.31.392
1022.008.00	27.48.013	8.231.270.000	27.38.106	CAR VENETA	
1022.009.00	27.48.009	8.231.270.000	27.38.106	60030019	27.41.474
1022.010.00	27.48.013	8.231.270.000	27.38.106	CARDI	
1022.014.00	27.38.158	8.231.346.000	27.38.106	005.006.00	27.31.424
1022.018.00	27.48.059	BOVA		005.010.00	27.31.423
1022.020.00	27.38.118	185646	27.43.157	005.013.00	27.31.401
1022.022.00	27.43.256	197141	27.38.184	005.013.10	27.31.401
1101.341.4	27.48.062	204452	27.43.315	CHEREAU	
1101.641.6	27.48.011	406694	27.43.157	1.752.446	27.21.323
1101.641.7	27.48.013	410554	27.43.157	500900	27.31.390
1101.663.6	27.48.013	BPW BERGISCHE ACHSE		CITROEN	
1101.664.2	27.48.059	02.3702.10.00	27.31.376	05 983 928	27.21.085
1101.664.4	27.38.118	02.3702.11.00	27.51.058	50 00 440 690	27.21.115
1101.664.6	27.43.256	02.3702.14.00	27.36.148	541 51 32	27.21.328
1101.970.5	23.25.030	02.3702.14.00	27.36.148	541 51 33	27.21.006
1107.052.2	27.48.059	02.3702.16.00	27.31.376	75 528 483	27.30.001
1107.052.5	27.38.118	02.3702.17.00	27.31.376	95 533 625	27.21.006
1108.352.0	27.43.270	02.3702.18.00	27.31.376	CORDERO	
1108.352.1	27.38.138	02.3702.19.00	27.31.400	1303007	27.31.424
1108.352.2	27.38.140	02.3702.20.00	27.31.392		
1203.350.00	23.25.025	02.3702.22.00	27.31.392		
1203.362.00	23.25.030	02.3702.36.00	27.31.400		
1210	27.41.019				
1210.1	27.46.101				
1210.2	27.41.020				
1210.4	27.48.011				

Crossliste

DAB

Typ 15, City Bus	27.36.080
Typ 15, City	27.41.248

DAF

0002 884	27.11.024
0008 360	27.42.043
0017 806	27.32.046
0080 054	27.33.119
0083 660	27.42.090
0104 373	27.33.007
0106 764	27.42.017
0106 764	27.42.017
0108 626	27.37.070
0111 320	27.11.089
0111 329	27.21.131
0114 099	27.38.200
0117 562	27.32.014
0117 562	27.32.090
0118 986	27.38.107
0118 988	27.38.128
0163 261	27.41.175
0163 262	27.41.176
0167 164	27.43.124
0170 835	27.37.071
0171 113	27.33.042
0171 832	27.43.041
0208 667 -O4N	27.41.164
0220 543	27.44.012
0222 773	27.41.152
0227 652	27.99.006
0252 620	27.41.152
0256 260	27.41.232
0260 035	27.23.044
0268 414	27.43.224
0268 611	27.43.150
0271 025	27.43.149
0271 075	27.32.118
0271 509	27.41.171
0274 099	27.33.119
0274 100	27.43.148
0274 101	27.43.147
0275 802	27.38.169
0276 793	27.41.142
0278 249	27.43.161
0279 245	27.42.052
0281 724	27.41.272
0281 802	27.43.150
0282 309	27.41.105
0284 355	27.37.027
0290 230	27.41.106
0290 926	27.46.078
0296 305	27.42.052
0296 466	27.41.184
0297 722	27.41.200
0300 847	27.38.067
0360 585	27.41.232
0361 780	27.48.002
0367 163	27.43.123
0373 838	27.43.015
0375 221	27.14.008

DAF

0375 222	27.14.009
0377 610	27.46.010
0377 640	27.46.010
0377 828-2	27.14.034
0378 220	27.42.052
0378 225	27.43.015
0379 131	27.43.158
0379 132	27.42.059
0380 585	27.41.152
0382 309	27.41.105
0503 370	27.33.058
0504 647	27.43.233
0505 065	27.43.015
0505 462	27.52.002
0505 464	27.43.015
0505 892	27.11.080
0506 647	27.43.233
0509 424	27.39.012
0512 582	27.41.078
0515 338	27.41.078
0534 381	27.42.051
0573 998	27.99.007
0615 104	27.32.101
0617 738	27.37.027
0617 739	27.43.271
0619 553	27.43.125
0621 994	27.37.027
0637 678	27.42.085
0639 698	27.43.141
0639 700	27.42.053
0639 756	27.41.078
0642 858	27.53.032
0645 923	27.53.027
0646 738	27.43.127
0648 376	27.44.012
0648 878	27.37.069
0652 722	27.32.014
0655 226	27.43.224
0655 538	27.32.014
0655 776	27.43.272
0656 395	27.23.043
0657 274	27.42.019
0662 531	27.38.200
0664 355	27.43.161
0665 598	27.42.016
0666 661	27.41.292
0677 278	27.42.054
0677 975	27.41.107
0679 300	27.43.161
0740 021	27.41.154
0753 973	27.43.132
0753 975	27.43.134
0755 262	27.41.232
0762 784	27.14.017
0763 790	27.53.028
0763 791	27.53.029
0890 860	27.43.245
0891 150	27.33.135
0891 165	27.43.130
0891 166	27.38.170

DAF

1141 379	27.38.203
1141 380	27.38.193
1175 62	27.32.090
1194 745	27.38.190
1196 832	27.33.342
1205 672	27.42.052
1211 866	27.42.052
1238 784	27.41.354
1238 786	27.41.356
1239 874	27.41.152
1253 399	27.43.328
1253 400	27.43.297
1265 271	27.14.022
1265 272	27.14.023
1265 273	27.14.027
1265 275	27.14.009
1265 276	27.14.017
1265 277	27.14.016
1265 281	39.24.023
1273 854	27.43.015
1282 623	27.41.232
1282 624	27.41.152
1282 625	27.41.152
1283 723	27.42.052
1283 724	27.42.052
1283 725	27.42.091
1283 726	27.47.027
1283 729	27.43.158
1283 730	27.42.075
1283 732	27.41.232
1283 733	27.43.015
1283 735	27.43.264
1283 743	27.43.015
1283 852	27.42.122
1285 393	39.24.023
1285 394	39.24.024
1286 348	27.42.076
1303 516	27.11.175
1319 672	27.14.018
1327 883	27.42.123
1328 748	27.41.397
1337 159	27.14.018
1353 450	39.24.023
1353 451	39.24.028
1353 453	39.24.023
1353 454	39.24.024
1377 827-1	27.14.035
1380 606	27.11.209
1387 326	27.14.021
1387 327	27.14.018
1398 694	27.43.312
1407 080	27.11.254
1407 082	27.11.255
1427 903	27.43.318
1436 055	27.11.175
1436 060	27.11.209
1443 695	27.41.450
1444 147	27.24.023
1505 661	27.38.028
1505 743	27.38.028

Crossliste

DAF		DENNIS		EICHER	
1606 742	27.41.450	L5900021	27.38.181	2281-302-0012	27.21.018
1609 020	27.11.210	R5800021	27.38.183	2281-303-0012	27.21.017
1618 606	27.43.318	R5900028	27.38.182	EOS Coach	
1622 211	39.24.023	X5811959	27.41.410	E910406	27.43.314
1623 464	27.14.018	DRÖGMÖLLER		E910407	27.43.313
1623 465	27.14.021	240100012	27.11.022	EVO-BUS	
1696 290	27.43.312	320200190000	27.48.013	005 323 9000	27.38.196
1708 35	27.37.027	DUNLOP		005 326 3500	27.48.013
2909 26	27.41.107	ECA 800	27.41.429	005 326 9100	27.38.002
2963 05	27.42.052	PVA	27.41.429	628 326 0700	27.38.149
3340 003	27.47.017	DUNLOP SUSPENSION		628 326 0800	27.38.195
6177 38	27.37.027	ICM 3357/1	27.33.158	8.231.092.000	27.41.153
6527 22	27.32.014	ICM 3357/2	27.33.174	8.231.092.000	27.41.153
6779 75	27.41.107	PNP 310660200	27.36.331	8.231.092.000	27.41.153
7400 21	27.41.154	E.N.A.S.A.		8.231.116.000	27.38.106
9375 221	27.14.008	100 1469	27.43.103	8.231.116.000 E	27.38.106
AMPC 155	27.23.096	100 1470	27.43.102	8.231.171.000	27.38.107
AMPC 156	27.23.095	100 4876	27.43.102	8.231.187.000	27.38.107
AMPC 157	27.23.094	577 952	27.33.099	8.231.204.000	27.41.135
AMPC 158	27.23.093	787 012	27.31.206	8.231.268.000	27.41.135
AMPC 163	27.43.287	787 013	27.33.100	8.231.268.000	27.41.135
HLK 6590	27.33.190	795 135	27.43.190	8.231.270.000	27.38.106
KAK 8505	27.38.142	796 480	27.43.202	8.231.270.000	27.38.106
KAK 9866	27.38.127	81.43701.6572	27.43.102	8.231.276.000	27.41.153
LAK 1710	27.23.094	932 978	27.31.161	8.231.322.000	27.41.265
LAK 4411	27.13.016	E.R.F.		8.231.323.000	27.38.034
LAK 6666	27.38.143	104956-6	27.38.125	8.231.342.000	27.38.104
LAK 6667	27.47.025	105116-8	27.42.119	8.231.342.000.0	27.38.104
LAK 7099	27.23.093	107819-7	27.21.341	8.231.344.000	27.41.135
LAK 9126	27.23.094	537907	27.14.025	8.231.344.000.0	27.41.135
Landtrain 4x2	27.33.207	86570-4	27.37.057	8.231.345.000	27.41.265
Routemaster(A)	27.33.207	86571-0	27.37.059	8.231.345.000.0	27.41.265
TAK 2791	27.38.142	87969-1	27.14.026	8.231.346.000	27.38.106
WAK 3003	27.43.287	SL 467/001	27.37.058	8.231.346.000.0	27.38.106
WAK 3806	27.23.095	SL 552/1	27.33.183	8.231.348.000	27.38.034
WAK 4375	27.13.016	SL 552/10	27.33.183	8.231.348.000.0	27.38.034
DEN OUDSTEN		SL 552/11	27.43.168	8.231.348.000.0	27.38.034
411007	27.36.080	SL 552/12	27.33.183	8.231.351.000	27.38.107
411008	27.41.248	SL 552/13	27.43.169	A 357 323 0700	27.38.199
411009	27.38.184	SL 552/14	27.42.068	FAUN	
DENNIS		SL 552/15	27.32.146	0298 - 058	27.41.029
616577	27.33.204	SL 552/17	27.42.067	0298 - 060	27.31.016
650651	27.43.244	SL 552/19	27.11.102	0298 - 174	27.41.121
654396	27.33.330	SL 552/20	27.33.183	0298 - 234	27.71.003
654397	27.37.095	SL 552/21	27.11.097	0298 - 235	27.71.003
654397	27.37.095	SL 552/22	27.15.019	0298 - 243	27.71.005
654398	27.33.331	SL 552/31	27.32.145	0298 - 252	27.71.004
656274	27.38.115	SL 552/31	27.32.145	0298 - 261	27.21.061
656507	27.38.218	SL 552/50	27.32.146	0298 - 277	27.41.021
657610	27.48.070	SL 552/52	27.14.036	0298 - 281	27.71.006
657610	27.48.084	SL 552/55	27.11.233	0298 - 291	27.51.020
657611	27.48.071	SL 552/60	27.32.143	0298 - 310	27.11.037
657611	27.48.085	SL 552/60	27.32.145	0298 - 312	27.51.021
659308	27.38.226	FAUN		0298 - 317	27.11.035
659315	27.38.220	0298 - 319	27.11.038	0298 - 319	27.11.038
659316	27.38.215	3094-217	01.11.120	6498 - 011	27.21.062
659900	27.38.115	GEREP Katalog			
L5800037	27.38.180	III			

Crossliste

FAUN

8404 - 615	27.41.021
9970 3094 217	01.11.120

FIAT

170189 K	27.38.012
190 37 95	23.45.004
251 4864	27.51.002
420 04 279	27.38.073
420 04 280	27.38.073
420 19 634	27.33.344
443 91 94	27.21.085
541 51 32	27.21.328
541 51 33	27.21.006
756 21 24	27.31.128
757 67 29	27.21.114

FLOOR

4146	27.48.002
4334	27.43.278
90 2417	27.43.278

FODEN

FG 50339/1	27.36.227
FG 50339/2	27.36.227
FG 50339/3	27.36.227
FG 50339/4	27.36.227
FG 50339/5	27.36.227
FG 50339/6	27.36.227

FORD

1.444.791	27.21.028
1.444.801	27.21.028
1.476.578	27.21.034
1.484.169	27.21.003
1.484.171	27.21.003
1.499.254	27.21.016
1.499.256	27.21.016
1.499.291	27.21.033
1.502.193	27.21.016
1.502.194	27.21.016
1.502.211	27.21.016
5.000.820	27.21.003
5.001.811	27.21.152
5.001.820	27.21.003
5.014.339	27.12.009
5.014.340	27.12.009

FORD USA

D4HA-18080-AA	27.36.214
---------------	-----------

FORETRAVEL

7.000.154	27.21.323
-----------	-----------

FRUEHAUF

1513444	27.38.067
1521533	27.41.259
1522341	27.31.304
152658	27.31.378
152685	27.31.358
152786	27.36.318

FRUEHAUF

1527867	27.41.259
1527870	27.31.304
23514	27.41.259
50307	27.36.033
50385	27.31.304
50424	27.31.379
50483	27.31.378
50494	27.36.318
50507	27.36.033
50565	27.41.285
521533	27.31.304
680117	27.41.259
8404174	27.41.203
8404174	27.41.203
87001	27.31.390
B-JB-0180-001	27.36.033
M-00-1537	27.31.358
M-00-1545	27.31.378
M-00-44020	27.41.405
M-00-7942	27.31.295
M-00-7950	27.41.313
M-00-7969	27.31.379
M-07-6022	27.31.367
M-07-7800	27.31.320
M-07-8602	27.41.405
Q-313	27.38.067
U-CE-1295	27.41.259
U-JA-0878-001	27.36.033
U-JA-274335	27.36.033
U-JB-0177	27.36.033
U-JB-0179	27.31.295
U-JB-0315	27.41.259
U-JB-0316	27.41.259
U-JB-0364	27.31.358
U-JB-0365	27.31.378
U-JB-0562	27.31.295
U-JB-0564	27.31.379
U-JB-0565	27.41.313
U-JC-0027	27.31.304
U-JC-0054	27.31.295
U-JC-2020	27.36.318
U-JZ-7093	27.36.318
U-JZ-7094	27.31.304
U-JZ-9094	27.31.304

G M C

694280	27.36.214
--------	-----------

GENERAL TRAILERS

0036 114	27.36.333
0036 114 P	27.36.333
10.490.505.651	27.51.043
1505 245 X	27.41.202
2.376.0018.00	27.31.358
2.376.1005.00	27.51.043
6503 123 L	27.31.358
6503 608 P	27.41.347
6504 638 G	27.31.358
6505 245	27.36.333
6505 245 X	27.36.333

GENERAL TRAILERS

6506 635 A	27.41.347
6506 636 B	27.31.358
6506 6368	27.31.358
9003 611 4 P	27.36.333

GIGANT

196 100	27.31.318
196 102	27.31.392
196 105	27.36.107
196 107	27.36.107
196 109	27.41.377
196 111	27.31.318
196 112	27.36.107
196 115	27.41.478

GILLIG

5.325.097.000	27.21.323
---------------	-----------

GIRELLI

1070460	27.41.474
200418800	27.31.423

GRAF & STIFT

81.43701.6244	27.38.067
81.43701.6245	27.33.340
81.43701.6409	27.43.054
81.43701.6450	27.43.103
81.43701.6524	27.45.040

GRANNING

1085	27.21.322
1086	27.21.321
11542	27.41.360
11905	27.36.332
12310	27.31.312

HANOMAG-HENSCHEL

001 326 7800	27.21.008
001 326 8900	27.21.008
002 326 8900	27.21.008
182 002 0700	27.11.033
182 002 3140	27.11.008
182 002 3150 D	27.11.144
182 003 0700	27.11.034
182 003 3140 D	27.11.011
182 003 3150 D	27.11.145
534 903 778	27.13.001
534 903 782	27.23.003
534 905 773	27.11.026
534 905 780	27.11.027
534 905 797	27.21.031
535 905 728	27.21.051
535 905 735	27.21.052
536 903 730	27.13.002
536 903 733	27.23.004
536 905 787	27.21.043
536 905 798	27.21.044
601 320 0130	27.11.030
601 320 0831	27.11.015
603 320 0030	27.11.009

Crossliste

HANOMAG-HENSCHEL		IVECO		IVECO	
603 320 0031	27.11.029	2485637	27.38.079	42001827	27.21.205
603 320 0131	27.11.029	2487687	27.21.007	42004279	27.38.073
603 320 0230	27.11.009	2487688	27.21.007	42004280 UC	27.38.073
603 320 0330	27.11.009	2506814	27.48.010	42004626 KZ	27.36.096
603 320 0331	27.11.029	2506815	27.48.010	42004627 VD	27.36.096
608 323 0100	27.11.008	2506827	27.36.015	42012176 KZ	27.36.016
608 326 0100	27.11.011	2512474	27.21.007	42012177 UK	27.36.016
HENDRICKSON		2513875	27.38.079	42019634	27.33.344
205783	27.38.135	2514864	27.51.002	42034711	27.21.007
507172 cross	27.40.001	2516258	27.11.002	42034888	27.38.033
507172 cross	27.35.017	2526796	27.21.007	42038477	27.21.007
99050-1	27.13.017	2537820	27.41.099	42052952	27.21.007
A 4037068	27.38.132	2537823	27.33.004	42052982	27.31.281
A 75 RVI 0001	27.37.061	3422999	23.25.022	42052985	27.31.232
AM 3028	27.39.022	40244555	27.31.133	42052987	27.31.268
AM 756246	27.36.331	41005022	27.37.109	42065390	27.11.105
HS 251084	27.41.361	41005023	27.37.109	42065947	27.11.024
HS 503038	27.31.357	41005918	27.35.009	42065952	27.21.007
HS 505272	27.36.346	41006921	27.36.353	42066089	27.21.007
HS 505396	27.36.391	41007947	27.48.057	42066183	27.38.033
HS 506195	27.31.382	41007947	27.48.057	42066184	27.38.033
HS 508445	27.32.121	41008880	27.33.338	42066415	27.31.133
NM 2999	27.21.320	41019150	27.90.011	42070286	27.11.079
NM 3019	27.36.213	41028759	27.35.022	42071695 KZ	27.11.132
NM 3028	27.39.022	41028759	27.35.022	42073317	27.35.001
NS 500930	27.36.334	41028760	27.35.022	42078532	27.35.030
Y 508571	27.41.353	41028760	27.35.022	42086964	27.21.124
Y 786269	27.36.304	41028761	27.35.016	4208734	27.11.024
IHC		41028761	27.35.031	42087341	27.35.001
790335-C91	27.36.214	41028762	27.35.010	42088599	27.46.084
IKARUS BUS		41028762	27.35.031	42107599	27.36.201
406-400-09-00	27.11.051	41028762	27.35.031	42107599	27.36.201
406-400-19-00	27.11.051	41028763	27.35.028	42121171	27.35.032
62-010501	27.48.087	41028763	27.35.028	42121257 UC	27.21.329
62-010501-145	27.48.087	41028763	27.35.028	42121258 KZ	27.21.329
62-010603 J	27.41.486	41028764	27.35.028	4473706	27.38.078
62-010901 G	27.43.295	41028764	27.35.028	4620112	27.36.398
62-010913(49)	27.43.273	41028764	27.35.028	4691965	27.46.035
62-011501 J	27.41.485	41028764	27.35.028	4696405	27.36.398
62-011701 S	27.43.330	41032334	27.37.083	4697212	27.36.398
62-011801 K	27.43.329	41033038	27.32.131	4700839	27.36.201
62-011803 K	27.43.331	41033038	27.32.131	4700839	27.36.201
64-000901 S	27.48.087	41033039	27.31.420	4701403	27.41.390
Bus 211	27.36.034	41033039	27.31.429	4704364	23.25.020
Bus 400	27.43.266	41033239	27.31.443	4704365	23.25.010
ISUZU		41214460	27.32.131	4710675	27.41.099
8-94446-373-1	27.11.253	41214461	27.31.327	4726933	27.21.196
8-97014-042-0	27.11.253	41214461	27.31.420	4727523	27.21.197
IVECO		41214700	27.31.429	4744675	27.31.437
002447065 KZ	27.43.003	41214818	27.32.131	4758146	27.51.002
002451066 KZ	27.33.008	41218432	27.36.402	4758146	27.51.002
002451455 KZ	27.43.031	41218439	27.37.023	4765759	27.31.437
002451466 KZ	27.43.031	41218440	27.36.353	4772431	27.36.201
2471243	27.33.043	41218442	27.37.106	4772431	27.36.201
2471284	27.33.043	41218442	27.37.106	4772437	27.36.398
		41218443	27.36.352	4772444	27.36.398
		41218444	27.37.109	4780839	27.36.201
		41218445	27.37.055	4780839	27.36.201
		41218447	27.37.083	4807173	27.36.397
		41225418	27.31.428	4807174	27.36.398
		41225418	27.31.428		
		41226700	27.46.112		
		41823029	27.38.191		
		41823031	27.38.191		
		42001826	27.21.205		

Crossliste

IVECO		IVECO		IVECO	
4807175	27.36.201	504060233	27.21.417	98430151	27.48.077
4807175	27.36.201	504060241	27.21.417	98432435	27.37.023
4814540	27.36.201	504080440	27.21.470	98432436	27.48.077
4814540	27.36.201	504080540	27.21.478	98435773	27.36.226
4823455	27.33.190	504088408	27.21.455	98436446	27.32.138
4823458	27.38.174	5415132	27.21.328	98438405	27.47.024
4829233	27.11.245	5415133	27.21.086	98442475	27.37.038
4829234	27.21.217	5880974	27.21.006	98442477	27.32.100
4829312	27.21.450	5880975	27.21.006	98443387	27.32.137
4835372	27.21.461	61603144	27.36.398	98445872	27.21.376
4835375	27.21.334	7478055	27.41.261	98445873	27.21.376
4835375	27.21.461	80002235 UD	27.37.019	98447153	27.37.094
4854636	27.41.099	80002237 UD	27.22.031	98449030	27.21.461
4854637	27.41.099	80002248 UD	27.24.014	98466168	27.48.057
4854638	27.46.035	8139025	27.11.130	98472611	27.11.216
4859825	27.37.091	8169050	27.90.011	98472734	27.35.024
4866756	27.33.190	84017840 KZ	27.24.014	98473215	27.35.023
4866757	27.38.174	8542933	27.36.350	98475501	27.36.106
500307338	27.35.024	8557664	27.36.350	98480455	27.32.139
500307352	27.35.023	8558071	27.36.350	98482579	27.37.094
500307354	27.35.007	8558562	27.21.379	98485042	27.31.422
500307355	27.35.002	8561477	27.36.350	98487589	27.35.009
500332741	27.35.008	8561478	27.21.379	98487778	27.11.125
500332741	27.35.031	8585651	27.36.156	98488107	27.31.419
500337443	27.21.461	8585652	27.36.263	98488107	27.31.421
500337859	27.35.016	8587219	27.21.217	98498740	27.36.402
500340705	27.21.418	86002884	27.11.024	98498741	27.36.402
500340706	27.21.416	86017834 KZ	27.22.031	99431373	27.11.177
500340706	27.21.416	86017835 KZ	27.37.019	99433007	27.11.161
500348789	27.11.215	86017840 KZ	27.24.014	99433008	27.11.161
500348793	27.35.028	93160140	27.41.261	99438144	27.35.005
500348797	27.35.022	93160525	27.11.158	99438389	27.35.009
500352808	27.35.024	93163957	27.36.017	99438514	27.35.024
500353511	27.35.019	93803892	27.11.245	99441772	27.37.008
500357351	27.21.419	93826662	27.21.335	99442086	23.25.021
500357352	27.21.421	93826663	27.21.334	99449219	27.42.137
500367642	27.21.217	98408700	27.36.048	99451728	27.36.047
500369632	27.21.457	98408701	27.36.296	99451729	27.36.048
500369633	27.21.454	98408702	27.36.047	99451732	27.36.296
500377859	27.35.031	98408706	27.37.091	99451736	27.36.354
500377861	27.35.022	98408707	27.37.092	99451739	27.37.093
500377878	27.35.028	98408733	27.35.005	99454195	27.11.131
500377878	27.35.028	98408734	27.11.169	99454196	27.11.126
500378190	27.21.479	98408735	27.11.168	99454197	27.11.161
500379694	27.35.007	98411158	27.36.047	99455909	27.35.023
500379696	27.35.019	98411159	27.36.296	99455912	27.35.002
500379698	27.35.024	98411160	27.36.048	99455937	27.35.024
500387621	27.35.020	98411167	27.37.092	99458562	27.36.017
500387621	27.35.029	98414526	27.37.106	99465078	27.37.091
500389137	27.21.452	98414527	27.36.352	99465079	27.37.092
500389839	27.21.480	98414529	27.37.023	99465084	27.37.094
500398555	27.21.454	98414530	27.48.057	99465087	27.32.138
504043715	27.21.453	98414531	27.31.420	99469833	27.31.386
504043716	27.21.452	98414535	27.37.023	99469838	27.31.388
504043718	27.21.461	98415096	27.37.091	99469860	27.31.404
504043879	27.21.480	98415098	27.37.093	99469861	27.31.405
504043880	27.21.454	98415332	27.21.217	99473748	27.32.139
504043882	27.21.479	98415333	27.21.378	99473799	27.32.137
504043883	27.21.457	98426865	27.36.354	99474620	27.48.077
504043884	27.21.454	98430150	27.37.043	99474622	27.31.420

Crossliste

IVECO		KÄSSBOHRER		LECITRAILER	
99474625	27.33.338	8.231.171.000	27.38.107	5180021	27.31.392
99474631	27.48.057	8.231.171.000 E	27.38.107	LEGRAS INDUSTRIES	
99474638	27.36.402	8.231.177.000	27.36.065	36114	27.36.333
99474639	27.31.421	8.231.187.000	27.38.106	LEYLAND	
99474644	27.37.043	8.231.187.000	27.38.107	010672-2567	27.31.094
99474644	27.37.047	8.231.194.000	27.41.002	1090155	27.43.171
99474645	27.36.352	8.231.197.000	27.41.008	10927066	27.43.172
99474646	27.36.353	8.231.198.000	27.36.387	10987066	27.43.172
99474647	27.37.106	8.231.204.000	27.41.135	3116843	27.43.244
99474655	27.37.023	8.231.204.000	27.41.135	AFRE 008	27.32.121
99474657	27.37.109	8.231.206.000	27.36.036	B/HRK-5283	27.43.244
99484634	27.33.338	8.231.213.000	27.41.093	BBU-9632	27.41.355
99485077	27.37.114	8.231.215.000	27.36.036	HLK-2163	27.38.139
99485077	27.37.114	8.231.215.000	27.36.036	HLK-6414	27.48.006
99485541	27.37.008	8.231.216.000	27.38.106	HLK-6590	27.48.005
99485542	27.47.029	8.231.220.000	27.41.218	HLK-6592	27.47.026
K 18 0535	27.41.081	8.231.225.000	27.38.107	HRK-5271	27.53.019
K 18 0989	27.36.263	8.231.246.000	27.38.106	HRK-5273	27.53.023
K 28 0024	27.41.081	8.231.257.000	27.41.230	HRK-5279	27.43.261
K 28 0304	27.41.081	8.231.261.000	27.41.135	HRK-5283	27.43.244
SPC D 050396	23.25.022	8.231.263.000	27.99.118	HRK-5479	27.53.017
SPC-D 301192	27.36.015	8.231.265.000	27.33.138	HRK-6304	27.99.135
KAISER		8.231.267.000	27.41.135	HRK-6308	27.53.019
LEI	27.31.390	8.231.267.000	27.41.135	HRK-7349	27.43.179
KÄSSBOHRER		8.231.267.000	27.41.117	HRK-7351	27.43.180
116.23.37.119-	27.36.065	8.231.267.000	27.41.117	HRK-7353	27.43.178
119.23.37.101-	27.31.004	8.231.268.000	27.41.117	HWK-2295	27.38.132
2.231.220.000	27.41.218	8.231.268.000	27.41.135	KAK-9526	27.23.095
8.224.000.052	27.51.093	8.231.269.000	27.41.218	KLK-3118	27.38.007
8.231.000.052	27.51.092	8.231.269.000	27.41.218	KLK-4677	27.99.135
8.231.013.000 E	27.31.050	8.231.270.000	27.38.106	NLK-2973	27.43.261
8.231.018.00	27.41.341	8.231.270.000	27.38.107	X5811959	27.41.410
8.231.019.000 E	27.41.038	8.231.276.000	27.41.044	LIEBHERR	
8.231.039.000 E	27.41.015	8.231.293.000	27.41.196	5209009	27.41.020
8.231.054.000 E	27.43.043	8.231.302.000	27.41.135	LOHR	
8.231.055.000 E	27.43.237	8.231.302.000	27.41.135	060 30 510	27.46.022
8.231.056.000	27.43.238	8.231.322.000	27.41.265	6.030.510	27.46.022
8.231.076.000 E	27.41.054	8.231.323.000	27.38.034	A 060 30 508	27.49.005
8.231.082.000 E	27.43.042	8.231.342.000	27.38.104	A 060 30 509	27.41.228
8.231.092.000	27.41.153	8.231.344.000	27.41.135	A 060 30 510	27.46.022
8.231.092.000	27.41.044	8.231.345.000	27.41.265	A 078.0.41.00	27.49.005
8.231.092.000	27.41.153	8.231.345.000	27.41.325	MACK	
8.231.103.000	27.41.117	8.231.345.000	27.41.325	14 QK 143	27.21.323
8.231.103.000 E	27.41.117	8.231.346.000	27.38.107	14 QK 2100 P3	27.21.323
8.231.104.000 E	27.51.003	8.231.348.000	27.38.034	14 QK 2100 P4	27.21.323
8.231.105.000 E	27.51.010	8.231.348.000	27.38.034	14 QK 2105	27.36.214
8.231.106.000 E	27.51.003	8.231.349.000.0	27.39.021	14 QK 29301 P1	27.21.323
8.231.108.000 E	27.41.008	8.231.351.000	27.38.107	14 QK 29301 P2	27.21.323
8.231.109.000 E	27.41.009	8.231.355.000	27.41.117	14 QK 29302	27.21.323
8.231.110.000 E	27.36.387	8.231.365.000	27.31.383	MAGIRUS -> IVECO	
8.231.114.000 E	27.41.010	8.231.366.000.	27.39.024	002 07511 K	27.36.221
8.231.115.000	27.41.135	8.231.367.000.0	27.41.218	0469 1965	27.46.035
8.231.116.000	27.38.106	8.231.368.000.0	27.39.025	0471 0675	27.41.099
8.231.116.000 E	27.38.106	8.231.372.000	27.31.383	0475 0776	27.21.086
8.231.117.000	27.38.107	8.231.374.000	27.41.338		
8.231.117.100	27.38.106	8.237.134.000 E	27.51.058		
8.231.150.000	27.51.037	8.271.276.000	27.41.044		
8.231.163.000	27.51.029	LANDROVER			
		NTC 9663	27.13.017		
		LANGENDORF			
		7800	27.31.390		
		SKA 24-29	27.41.256		

Crossliste

MAGIRUS -> IVECO	MAGIRUS -> IVECO	MAN			
0475 0777	27.21.087	514 713 2102 C	23.25.025	81.41722.6042	27.14.006
0475 8146	27.51.002	515 713 2101 C	23.25.022	81.41722.6044	27.24.019
0856 3333	27.21.086	541 51 32	27.21.328	81.41722.6045	27.11.107
218 2303 2	27.33.111	541 51 33	27.21.006	81.41722.6046	27.21.209
228 1302 0012	27.21.018	560 02884	27.11.024	81.41722.6047	27.24.019
228 1303 0012	27.21.017	800 02237 UD	27.22.031	81.41722.6048	27.24.026
231 3875 KZ	27.38.079	800 041	27.36.353	81.41722.6049	27.21.433
244 7065	27.43.003	855 8070	27.21.038	81.41722.6050	27.14.007
244 7066	27.43.112	856 6313	27.21.133	81.41722.6051	27.24.026
245 1066	27.33.008	856 6315	27.21.134	81.41722.6052	27.21.433
245 1466	27.43.031	858 5651	27.21.183	81.41722.6057	27.21.407
246 3556	27.33.023	860 02884	27.11.024	81.41722.6058	27.21.412
247 1243	27.33.043	860 17834 KZ	27.22.031	81.41722.6061	27.11.208
247 1244 UC	27.33.117	860 17835	27.37.019	81.41722.6143	27.99.121
247 1284	27.33.043	860 17840	27.24.014	81.41722.6173	27.11.111
248 5637 KZ	27.38.079	K 18 535	27.41.081	81.41722.6185	27.99.122
248 7688 UC	27.36.196	K 28 024	27.41.081	81.41722.6291	27.11.110
248 8644	27.33.122	K 28 304	27.41.081	81.41722.6331	27.11.110
248 9604 KZ	27.21.024			81.41722.6332	27.11.017
249 2627 UC	27.38.033			81.41722.6332	27.11.017
250 6814	27.48.010			81.41722.6628	27.99.123
250 6815	27.48.010			81.41722.6629	27.99.124
250 6827	27.36.015			81.41722.xx1	27.11.261
250 6828 UC	27.36.015			81.41722.xx2	27.11.260
251 2691	27.11.077			81.43701.0051	27.41.024
251 3145	27.33.004			81.43701.6014	27.46.116
251 3635 KZ	27.21.025			81.43701.6018	27.31.093
251 3875 KZ	27.38.079			81.43701.6018	27.31.093
251 4864 KZ	27.51.002			81.43701.6051	27.41.024
251 5444	27.31.097			81.43701.6052	27.43.137
251 6258	27.11.002			81.43701.6053	27.41.163
251 7618 KZ	27.52.001			81.43701.6058	27.41.006
251 9400 KZ	27.33.004			81.43701.6059	27.41.034
252 6795	27.11.036			81.43701.6059	27.41.034
253 7820	27.41.099			81.43701.6063	27.31.093
253 7823	27.33.004			81.43701.6071	27.41.166
256 2281	27.21.017			81.43701.6072	27.43.138
334 4189	27.41.081			81.43701.6078	27.41.169
347 1438	27.20.004			81.43701.6079	27.41.167
418 22166	27.53.008			81.43701.6081	27.99.061
418 23029	27.38.191			81.43701.6081	27.99.061
418 23031	27.38.191			81.43701.6090	27.43.117
418 91059 KZ	27.36.196			81.43701.6093	27.41.055
420 01826 UC	27.21.205			81.43701.6096	27.31.003
420 01827 UZ	27.21.205			81.43701.6096	27.31.003
420 27420	27.51.040			81.43701.6101	27.22.004
420 27422	27.53.009			81.43701.6102	27.41.256
420 34888 KZ	27.38.033			81.43701.6102	27.41.256
420 35152	27.51.039			81.43701.6104	27.11.136
420 66183	27.38.033			81.43701.6104	27.11.136
420 66184	27.38.033			81.43701.6112	27.36.045
420 66415	27.31.133			81.43701.6113	27.41.167
420 70286	27.11.079			81.43701.6121	27.43.139
420 86964	27.21.124			81.43701.6127	27.33.015
421 21257 UC	27.21.329			81.43701.6128	27.41.065
421 21258 KZ	27.21.329			81.43701.6129	27.41.063
423 32040	27.36.219			81.43701.6130	27.41.065
447 0573	27.33.122			81.43701.6131	27.41.065
510 709 0310	27.20.004			81.43701.6134	27.41.065
513 809 0220 D	27.31.008			81.43701.6138	27.45.025
				81.43701.6140	27.41.052
				81.43701.6141	27.41.046
				81.43701.6142	27.45.025
				81.43701.6144	27.41.063
				81.43701.6145	27.44.003
				81.43701.6146	27.41.056
				81.43701.6147	27.33.035

Crossliste

MAN		MAN		MAN	
81.43701.6148	27.43.040	81.43701.6290	27.71.007	81.43701.6410	27.23.007
81.43701.6149	27.38.067	81.43701.6291	27.11.110	81.43701.6418	27.45.005
81.43701.6154	27.41.168	81.43701.6292	27.11.017	81.43701.6419	27.45.014
81.43701.6157	27.33.015	81.43701.6296	27.43.027	81.43701.6420	27.38.016
81.43701.6158	27.33.035	81.43701.6298	23.11.008	81.43701.6423	27.45.006
81.43701.6162	27.43.217	81.43701.6299	27.33.052	81.43701.6424	27.36.104
81.43701.6163	27.43.017	81.43701.6301	23.11.008	81.43701.6425	27.36.139
81.43701.6166	27.43.181	81.43701.6304	27.11.023	81.43701.6426	27.36.045
81.43701.6167	27.43.128	81.43701.6309	27.33.006	81.43701.6427	27.23.021
81.43701.6169	27.41.056	81.43701.6311	27.36.115	81.43701.6428	27.38.064
81.43701.6172	27.43.181	81.43701.6316	27.43.217	81.43701.6429	27.23.065
81.43701.6174	27.38.067	81.43701.6317	27.43.054	81.43701.6431	27.48.053
81.43701.6177	27.45.001	81.43701.6318	27.43.048	81.43701.6432	27.48.003
81.43701.6178	27.45.004	81.43701.6319	27.43.016	81.43701.6433	27.33.075
81.43701.6178	27.45.004	81.43701.6320	27.43.017	81.43701.6434	27.43.069
81.43701.6185	27.11.024	81.43701.6321	27.43.217	81.43701.6442	27.37.041
81.43701.6187	27.45.007	81.43701.6322	27.43.054	81.43701.6444	27.37.041
81.43701.6195	27.38.067	81.43701.6323	27.43.017	81.43701.6446	27.38.022
81.43701.6203	27.31.034	81.43701.6324	27.43.060	81.43701.6446	27.38.157
81.43701.6204	27.33.037	81.43701.6325	27.43.060	81.43701.6450	27.43.010
81.43701.6206	27.38.067	81.43701.6326	27.43.102	81.43701.6451	27.22.076
81.43701.6207	27.41.025	81.43701.6330	27.43.142	81.43701.6452	27.36.076
81.43701.6211	27.36.145	81.43701.6331	27.11.110	81.43701.6455	27.33.186
81.43701.6212	27.36.045	81.43701.6332	27.11.017	81.43701.6456	27.37.041
81.43701.6217	27.43.017	81.43701.6334	27.43.010	81.43701.6457	27.37.041
81.43701.6218	27.38.067	81.43701.6337	27.43.058	81.43701.6460	27.33.071
81.43701.6219	27.43.017	81.43701.6338	27.36.076	81.43701.6461	27.43.070
81.43701.6220	27.38.067	81.43701.6343	27.43.102	81.43701.6462	27.38.148
81.43701.6221	27.41.169	81.43701.6343	27.43.243	81.43701.6463	27.37.075
81.43701.6225	27.46.040	81.43701.6344	27.43.143	81.43701.6464	27.38.027
81.43701.6230	27.43.217	81.43701.6345	27.41.003	81.43701.6474	27.33.074
81.43701.6232	27.43.017	81.43701.6346	27.41.003	81.43701.6480	27.37.046
81.43701.6233	27.33.003	81.43701.6347	27.41.040	81.43701.6485	27.38.155
81.43701.6234	27.43.016	81.43701.6348	27.41.040	81.43701.6488	27.38.155
81.43701.6234	27.43.017	81.43701.6349	27.23.007	81.43701.6489	27.38.155
81.43701.6238	27.33.037	81.43701.6354	27.23.007	81.43701.6490	27.37.040
81.43701.6241	27.11.110	81.43701.6355	27.43.027	81.43701.6490	27.37.041
81.43701.6243	27.11.148	81.43701.6356	27.43.025	81.43701.6491	27.37.041
81.43701.6244	27.38.067	81.43701.6359	27.45.014	81.43701.6492	27.48.018
81.43701.6245	27.33.340	81.43701.6360	27.43.054	81.43701.6493	27.48.018
81.43701.6247	27.41.058	81.43701.6363	27.54.001	81.43701.6494	27.48.018
81.43701.6249	27.41.006	81.43701.6364	27.45.004	81.43701.6496	27.36.198
81.43701.6252	27.43.046	81.43701.6365	27.23.007	81.43701.6499	27.48.018
81.43701.6253	27.36.076	81.43701.6371	27.36.045	81.43701.6503	27.36.145
81.43701.6255	27.36.045	81.43701.6375	27.12.001	81.43701.6510	27.42.004
81.43701.6256	27.36.145	81.43701.6377	27.34.012	81.43701.6511	27.11.051
81.43701.6258	27.41.065	81.43701.6379	27.45.014	81.43701.6517	27.41.173
81.43701.6263	27.46.040	81.43701.6386	27.43.102	81.43701.6518	27.41.174
81.43701.6266	27.43.048	81.43701.6387	27.71.009	81.43701.6523	27.36.076
81.43701.6268	27.31.037	81.43701.6388	27.38.148	81.43701.6524	27.45.040
81.43701.6269	27.71.002	81.43701.6390	27.43.145	81.43701.6526	27.43.049
81.43701.6270	27.71.001	81.43701.6391	27.38.016	81.43701.6527	27.41.055
81.43701.6271	27.71.001	81.43701.6392	27.23.007	81.43701.6528	27.38.067
81.43701.6276	27.43.025	81.43701.6393	27.43.060	81.43701.6532	27.53.033
81.43701.6278	27.38.064	81.43701.6396	27.71.009	81.43701.6534	27.53.033
81.43701.6279	27.36.045	81.43701.6400	27.31.125	81.43701.6535	27.36.045
81.43701.6286	27.71.007	81.43701.6405	27.45.003	81.43701.6537	27.43.046
81.43701.6287	27.38.065	81.43701.6406	27.45.002	81.43701.6538	27.43.060
81.43701.6288	27.38.067	81.43701.6408	27.45.018	81.43701.6539	27.43.060
81.43701.6289	27.71.002	81.43701.6409	27.43.054	81.43701.6541	27.43.054

Crossliste

MAN		MAN		MAN	
81.43701.6542	27.43.060	81.43701.6680	27.45.014	81.43701.6816	27.99.146
81.43701.6542	27.43.060	81.43701.6681	27.36.327	81.43701.6817	27.43.240
81.43701.6543	27.43.048	81.43701.6682	27.38.188	81.43701.6819	27.23.119
81.43701.6547	27.43.122	81.43701.6685	27.42.116	81.43701.6820	27.31.303
81.43701.6550	27.43.102	81.43701.6688	27.43.185	81.43701.6821	27.23.097
81.43701.6550	27.43.188	81.43701.6689	27.38.045	81.43701.6825	27.33.126
81.43701.6552	27.43.136	81.43701.6693	27.41.352	81.43701.6827	27.41.316
81.43701.6564	27.41.155	81.43701.6695	27.37.040	81.43701.6829	27.43.251
81.43701.6566	27.43.136	81.43701.6696	27.37.040	81.43701.6830	27.38.081
81.43701.6568	27.41.393	81.43701.6699	27.37.036	81.43701.6832	27.43.215
81.43701.6570	23.45.002	81.43701.6705	27.48.054	81.43701.6835	27.36.366
81.43701.6572	27.43.060	81.43701.6706	27.38.042	81.43701.6837	27.43.209
81.43701.6573	27.43.103	81.43701.6707	27.48.002	81.43701.6837	27.43.268
81.43701.6574	27.43.106	81.43701.6710	27.41.316	81.43701.6838	27.33.345
81.43701.6578	27.43.103	81.43701.6711	27.41.371	81.43701.6841	27.36.396
81.43701.6580	27.45.014	81.43701.6713	27.43.185	81.43701.6842	27.33.337
81.43701.6582	27.45.014	81.43701.6714	27.38.045	81.43701.6855	27.43.235
81.43701.6584	27.41.155	81.43701.6715	27.38.212	81.43701.6856	27.48.091
81.43701.6592	27.47.021	81.43701.6716	27.33.343	81.43701.6860	27.41.392
81.43701.6594	27.42.110	81.43701.6719	27.33.339	81.43701.6861	27.43.215
81.43701.6597	27.48.020	81.43701.6721	27.41.375	81.43701.6864	27.23.097
81.43701.6598	27.48.020	81.43701.6725	27.45.029	81.43701.6866	27.41.392
81.43701.6600	27.48.020	81.43701.6729	27.43.185	81.43701.6871	27.36.343
81.43701.6605	27.41.156	81.43701.6734	27.45.013	81.43701.6878	27.38.137
81.43701.6606	27.43.243	81.43701.6735	27.45.035	81.43701.6880	27.43.270
81.43701.6607	27.43.107	81.43701.6737	27.11.186	81.43701.6881	27.38.138
81.43701.6609	27.43.079	81.43701.6738	27.41.319	81.43701.6882	27.38.140
81.43701.6610	27.36.151	81.43701.6745	27.33.339	81.43701.6885	27.31.364
81.43701.6612	27.48.020	81.43701.6746	27.33.339	81.43701.6888	27.32.110
81.43701.6616	27.48.018	81.43701.6747	27.33.339	81.43701.6890	27.32.149
81.43701.6617	27.72.001	81.43701.6750	27.32.079	81.43701.6892	27.38.141
81.43701.6618	27.71.010	81.43701.6751	27.32.079	81.43701.6893	27.43.337
81.43701.6619	27.48.002	81.43701.6757	27.42.110	81.43701.6897	27.37.060
81.43701.6620	27.41.155	81.43701.6761	23.25.026	81.43701.6900	27.43.323
81.43701.6621	27.43.108	81.43701.6766	27.32.079	81.43701.6902	27.37.067
81.43701.6622	27.33.126	81.43701.6767	27.48.019	81.43701.6903	27.43.288
81.43701.6623	27.36.105	81.43701.6770	27.38.212	81.43701.6904	27.41.448
81.43701.6624	27.36.037	81.43701.6776	27.43.185	81.43701.6905	27.41.391
81.43701.6628	27.11.186	81.43701.6781	27.23.071	81.43701.6908	27.41.467
81.43701.6629	27.11.138	81.43701.6782	27.31.273	81.43701.6911	27.41.418
81.43701.6630	27.38.023	81.43701.6783	27.22.071	81.43701.6923	27.48.091
81.43701.6631	27.38.016	81.43701.6784	27.36.369	81.43701.6924	27.38.141
81.43701.6632	27.33.107	81.43701.6785	27.48.091	81.43701.6925	23.25.026
81.43701.6633	27.43.182	81.43701.6786	27.43.185	81.43701.6926	27.31.430
81.43701.6634	27.41.246	81.43701.6787	27.38.100	81.43701.6927	27.31.439
81.43701.6641	27.38.082	81.43701.6789	27.23.071	81.43701.6931	27.31.279
81.43701.6643	27.33.343	81.43701.6790	27.45.037	81.43701.6934	27.41.473
81.43701.6644	27.37.041	81.43701.6791	27.45.039	81.43701.6940	27.48.091
81.43701.6650	27.38.023	81.43701.6793	27.37.007	81.43701.6941	27.55.022
81.43701.6654	27.37.040	81.43701.6794	27.37.044	81.43701.6942	27.55.020
81.43701.6658	27.45.012	81.43701.6795	27.48.088	81.43701.6943	27.55.021
81.43701.6661	27.38.082	81.43701.6796	27.41.402	81.43701.6948	27.37.060
81.43701.6664	27.36.305	81.43701.6798	27.31.279	81.43701.6949	27.37.101
81.43701.6665	27.23.072	81.43701.6800	27.43.185	81.43701.6954	27.31.431
81.43701.6666	27.36.300	81.43701.6804	27.22.042	81.43701.6956	27.55.022
81.43701.6670	27.43.185	81.43701.6805	27.31.346	81.43701.6957	27.55.020
81.43701.6672	27.38.045	81.43701.6808	27.33.217	81.43701.6958	27.55.021
81.43701.6676	27.45.035	81.43701.6809	27.33.197	81.43701.6961	27.48.072
81.43701.6677	27.45.013	81.43701.6810	27.43.223	81.43701.6964	27.37.108
81.43701.6679	27.45.005	81.43701.6812	27.42.134	81.43701.6973	27.41.469

Crossliste

MAN		MAN		MERCEDES-DAIMLER CHRYSLER	
81.43701.6974	27.43.289	88.43701.6007	27.43.033	000 891 18 05	27.11.013
81.43701.6975	27.41.446	88.43701.6024	27.73.001	000 891 20 05	27.11.018
81.43701.6978	27.99.150	88.43701.6205	27.43.061	000 891 22 05	27.11.019
81.43701.6983	27.99.170	88.43701.6206	27.43.061	000 919 11 45	27.11.108
81.43701.6990	27.99.170	88.43701.6212	27.43.008	000 919 31 45	16.11.039
81.43701.6991	27.37.101	88.43701.6213	27.43.018	001 323 00 00	27.36.303
81.43701.6992	27.99.170	88.43701.6214	27.43.018	001 323 03 00	27.36.023
81.43701.7016	27.46.116	88.43701.6215	27.43.008	001 323 04 00	27.36.093
81.43701.7033	27.31.052	88.43701.6218	27.43.018	001 323 11 00	27.36.376
81.43702.6002	27.36.427	88.43701.6219	27.43.008	001 323 12 00	27.21.023
81.43702.6003	27.31.426	88.43701.6239	27.43.033	001 323 17 00	27.36.053
81.43702.6004	27.31.441	88.43701.6801	23.45.003	001 323 18 00	27.21.023
81.43702.6005	27.31.441			001 323 19 00	27.11.005
81.43702.6010	23.45.006			001 323 24 00	27.43.009
81.43702.6011	27.36.410			001 323 25 00	27.31.079
81.43702.6040	27.43.240			001 323 26 00	27.21.014
81.62385.0001	27.99.074			001 323 27 00	27.21.005
81.62385.6015	27.11.159			001 323 27 00	27.36.123
82.43701.6017	27.32.104			001 323 28 00	27.36.057
83.43701.6008	27.38.148			001 323 29 00	27.33.024
83.43701.6014	27.41.040			001 323 31 00	27.21.037
84.43701.6003	27.43.017			001 323 33 00	27.31.082
84.43701.6201	27.43.118			001 323 34 00	27.36.060
84.43701.6454	27.48.003			001 323 36 00	27.21.053
85.40000.7779	27.41.394			001 323 37 00	27.37.024
85.40000.8873	27.99.147			001 323 38 00	27.36.014
85.41722.6001	27.11.195			001 323 48 00	27.21.015
85.41722.6006	27.21.407			001 323 50 00	27.37.024
85.41722.6007	27.21.412			001 323 51 00	27.38.003
85.41722.6008	27.21.424			001 323 52 00	27.38.010
85.41722.6009	27.21.426			001 323 55 00	27.38.003
85.41722.6010	27.21.397			001 323 60 00	27.38.060
85.41722.6011	27.21.396			001 323 64 00	27.31.084
85.41722.6012	27.21.407			001 323 65 00	27.36.112
85.41722.6013	27.21.412			001 323 67 00	27.33.056
85.41722.6014	27.21.424			001 323 68 00	27.31.028
85.41722.6015	27.21.426			001 323 70 00	27.33.026
85.41722.6017	27.21.398			001 323 71 00	27.36.055
85.41722.6019	27.21.476			001 323 72 00	27.37.024
85.41722.6022	27.21.424			001 323 75 00	27.36.093
85.41722.6023	27.21.426			001 323 76 00	27.36.053
85.41722.6024	27.21.412			001 323 78 00	27.31.089
85.60000.7605	31.00.111			001 323 79 00	27.36.053
88.43701.0006	27.31.024			001 323 82 00	27.36.060
88.43701.0007	27.34.001			001 323 88 00	27.37.025
88.43701.0200	27.46.040			001 323 91 00	27.31.091
88.43701.0206	27.43.035			001 323 96 00	27.36.268
88.43701.0223	27.41.061			001 323 98 00	27.36.270
88.43701.0231	27.42.010			001 326 02 00	27.46.026
88.43701.0232	27.41.061			001 326 03 00	27.21.008
88.43701.0245	27.43.012			001 326 08 00	27.33.025
88.43701.0246	27.43.008			001 326 12 00	27.41.033
88.43701.0247	27.43.013			001 326 16 00	27.41.057
88.43701.0248	27.43.021			001 326 18 00	27.31.080
88.43701.0252	27.43.008			001 326 20 00	27.39.014
88.43701.0256	27.43.032			001 326 21 00	27.38.020
88.43701.0268	27.31.051			001 326 24 00	27.41.036
88.43701.0290	27.48.010			001 326 26 00	27.39.015
88.43701.6004	27.45.041			001 326 27 00	27.99.027
88.43701.6006	27.43.049			001 326 28 00	27.38.019

Crossliste

MERCEDES-DAIMLER CHRYSLER		MERCEDES-DAIMLER CHRYSLER		MERCEDES-DAIMLER CHRYSLER	
001 326 29 00	27.38.223	002 323 37 00	27.37.024	002 326 35 00	27.38.038
001 326 30 00	27.36.272	002 323 38 00	27.36.093	002 326 36 00	27.33.067
001 326 31 00	27.36.092	002 323 41 00	27.38.060	002 326 40 00	27.38.030
001 326 32 00	27.46.012	002 323 42 00	27.38.070	002 326 41 00	27.38.030
001 326 33 00	27.46.026	002 323 47 00	27.36.268	002 326 45 00	27.49.002
001 326 41 00	27.36.194	002 323 52 00	27.37.011	002 326 46 00	27.32.040
001 326 42 00	27.43.110	002 323 53 00	27.36.020	002 326 47 00	27.32.040
001 326 46 00	27.46.026	002 323 54 00	27.36.020	002 326 48 00	27.47.007
001 326 52 00	27.32.009	002 323 56 00	27.36.268	002 326 49 00	27.47.007
001 326 53 00	27.21.020	002 323 58 00	27.36.377	002 326 50 00	27.46.063
001 326 55 00	27.42.008	002 323 59 00	27.36.090	002 326 51 00	27.49.002
001 326 56 00	27.33.022	002 323 59 00	27.36.377	002 326 52 00	27.37.011
001 326 57 00	27.21.020	002 323 60 00	27.36.074	002 326 55 00	27.46.063
001 326 58 00	27.36.158	002 323 61 00	27.36.049	002 326 56 00	27.47.022
001 326 59 00	27.21.060	002 323 62 00	27.38.003	002 326 57 00	27.42.005
001 326 60 00	27.21.060	002 323 63 00	27.38.060	002 326 60 00	27.49.001
001 326 62 00	27.21.020	002 323 64 00	27.38.010	002 326 62 00	27.46.118
001 326 63 00	27.21.020	002 323 65 00	27.38.070	002 326 63 00	27.46.118
001 326 65 00	27.46.012	002 323 66 00	27.38.046	002 326 66 00	27.38.046
001 326 66 00	27.46.026	002 323 67 00	27.33.056	002 326 67 00	27.23.039
001 326 67 00	27.36.158	002 323 69 00	27.36.367	002 326 71 00	27.47.008
001 326 68 00	27.38.024	002 323 72 00	27.36.020	002 326 72 00	27.47.008
001 326 71 00	27.38.024	002 323 72 00	27.36.375	002 326 73 00	27.42.012
001 326 73 00	27.41.017	002 323 73 00	27.36.375	002 326 74 00	27.41.005
001 326 74 00	27.41.017	002 323 74 00	27.33.048	002 326 77 00	27.42.013
001 326 74 06	27.41.017	002 323 75 00	27.38.113	002 326 78 00	27.42.013
001 326 75 00	27.41.017	002 323 76 00	27.31.291	002 326 79 00	27.47.014
001 326 77 00	27.21.020	002 323 79 00	27.31.291	002 326 80 00	27.47.014
001 326 78 00	27.21.008	002 323 80 00	27.38.029	002 326 87 00	27.46.083
001 326 79 00	27.21.009	002 323 84 00	27.31.028	002 326 88 00	27.36.348
001 326 80 00	27.31.022	002 323 86 00	27.36.023	002 326 89 00	27.21.020
001 326 81 00	27.44.004	002 323 87 00	27.36.023	002 326 90 00	27.46.057
001 326 82 00	27.21.042	002 323 90 00	27.46.083	002 326 91 00	27.46.057
001 326 83 00	27.21.020	002 323 91 00	27.46.083	002 326 92 00	27.46.045
001 326 85 00	27.46.012	002 323 94 00	27.21.020	002 326 93 00	27.46.045
001 326 88 00	27.21.020	002 323 95 00	27.21.020	002 326 94 00	27.31.078
001 326 89 00	27.21.011	002 323 96 00	27.21.020	002 326 94 00	27.36.388
001 326 91 00	27.31.056	002 323 97 00	27.21.020	002 326 95 00	27.36.377
001 326 93 00	27.43.037	002 326 02 00	27.36.194	002 326 96 00	27.41.017
001 326 94 00	27.31.023	002 326 10 00	27.46.026	002 326 97 00	27.41.017
001 891 03 05	27.11.005	002 326 11 00	27.38.004	003 323 00 00	27.36.023
002 323 03 00	27.36.023	002 326 12 00	27.33.029	003 323 01 00	27.36.023
002 323 04 00	27.36.093	002 326 13 00	27.38.004	003 323 02 00	27.36.023
002 323 05 00	27.36.271	002 326 14 00	27.33.029	003 323 03 00	27.36.023
002 323 06 00	27.36.060	002 326 15 00	27.33.014	003 323 08 00	27.36.200
002 323 09 00	27.36.004	002 326 19 00	27.21.020	003 323 09 00	27.36.200
002 323 10 00	27.36.116	002 326 20 00	27.39.014	003 323 10 00	27.36.023
002 323 11 00	27.36.116	002 326 21 00	27.39.015	003 323 11 00	27.36.023
002 323 13 00	27.21.020	002 326 22 00	27.38.020	003 323 18 00	27.36.049
002 323 15 00	27.36.005	002 326 23 00	27.38.028	003 323 19 00	27.36.049
002 323 16 00	27.36.374	002 326 24 00	27.38.024	003 323 20 00	27.36.023
002 323 18 00	27.36.055	002 326 24 00	27.38.056	003 323 21 00	27.36.023
002 323 23 00	27.31.085	002 326 25 00	27.38.223	003 323 22 00	27.31.028
002 323 25 00	27.37.011	002 326 26 00	27.21.011	003 323 23 00	27.31.028
002 323 26 00	27.21.020	002 326 28 00	27.33.049	003 323 24 00	27.36.125
002 323 27 00	27.21.020	002 326 28 00	27.38.039	003 323 25 00	27.46.059
002 323 30 00	27.21.032	002 326 29 00	27.38.038	003 323 30 00	27.41.049
002 323 33 00	27.31.091	002 326 30 00	27.33.013	003 323 32 00	27.36.003
002 323 34 00	27.36.060	002 326 32 00	27.46.063	003 323 32 00	27.36.407
002 323 36 00	27.37.025	002 326 34 00	27.46.083	003 323 33 00	27.36.407

Crossliste

MERCEDES-DAIMLER CHRYSLER		MERCEDES-DAIMLER CHRYSLER		MERCEDES-DAIMLER CHRYSLER	
003 323 33 00	27.36.407	003 326 18 00	27.38.196	004 323 45 00	27.36.090
003 323 34 00	27.46.030	003 326 21 00	27.48.021	004 323 45 00	27.36.377
003 323 36 00	27.36.355	003 326 22 00	27.48.021	004 323 46 00	27.36.003
003 323 37 00	27.36.111	003 326 25 00	27.46.059	004 323 47 00	27.46.030
003 323 39 00	27.39.019	003 326 26 00	27.46.059	004 323 48 00	27.36.119
003 323 40 00	27.36.125	003 326 29 00	27.41.112	004 323 49 00	27.36.074
003 323 43 00	27.21.060	003 326 30 00	27.41.112	004 323 50 00	27.36.035
003 323 44 00	27.21.068	003 326 32 00	27.36.388	004 323 52 00	27.36.023
003 323 45 00	27.21.036	003 326 33 00	27.38.196	004 323 53 00	27.36.197
003 323 47 00	27.38.044	003 326 34 00	27.38.031	004 323 55 00	27.36.023
003 323 48 00	27.39.011	003 326 35 00	27.38.011	004 323 58 00	27.38.014
003 323 50 00	27.39.001	003 326 36 00	27.38.070	004 323 59 00	27.38.001
003 323 52 00	27.11.118	003 326 38 00	27.46.093	004 323 60 00	27.36.053
003 323 53 00	27.38.046	003 326 43 00	27.43.109	004 323 60 00	27.36.089
003 323 55 00	27.21.060	003 326 44 00	27.36.348	004 323 61 00	27.36.005
003 323 56 00	27.36.119	003 326 45 00	27.32.040	004 323 62 00	27.36.060
003 323 58 00	27.21.060	003 326 47 00	27.49.001	004 323 63 00	27.36.060
003 323 59 00	27.21.060	003 326 48 00	27.46.059	004 323 64 00	27.36.023
003 323 60 00	27.21.060	003 326 50 00	27.46.045	004 323 65 00	27.36.116
003 323 61 00	27.21.068	003 326 51 00	27.36.194	004 323 66 00	27.36.302
003 323 63 00	27.21.060	003 326 57 00	27.32.140	004 323 67 00	27.36.021
003 323 64 00	27.21.060	003 326 58 00	27.46.064	004 323 68 00	27.36.059
003 323 65 00	27.36.021	003 326 59 00	27.41.114	004 323 69 00	27.36.049
003 323 66 00	27.36.021	003 326 60 00	27.41.115	004 323 70 00	27.36.197
003 323 67 00	27.36.059	003 326 68 00	27.36.273	004 323 71 00	27.31.291
003 323 68 00	27.36.059	003 326 74 00	27.46.063	004 323 74 00	27.36.093
003 323 69 00	27.51.094	003 326 75 00	27.38.028	004 323 75 00	27.36.060
003 323 70 00	27.41.488	003 326 76 00	27.36.388	004 323 76 00	27.21.105
003 323 71 00	27.36.003	003 326 77 00	27.36.169	004 323 77 00	27.41.320
003 323 72 00	27.36.408	003 326 77 00	27.36.377	004 323 78 00	27.39.001
003 323 73 00	27.38.014	003 326 80 00	27.46.038	004 323 79 00	27.36.057
003 323 74 00	27.38.015	003 326 82 00	27.43.109	004 323 84 00	27.36.274
003 323 75 00	27.38.015	003 326 85 00	27.46.118	004 323 85 00	27.36.274
003 323 78 00	27.41.348	003 326 88 00	27.37.006	004 323 86 00	27.36.275
003 323 79 00	27.41.348	003 326 89 00	27.38.002	004 323 87 00	27.21.120
003 323 81 00	27.31.116	003 326 90 00	27.38.196	004 323 88 00	27.21.166
003 323 83 00	27.31.087	003 326 92 00	27.32.040	004 323 89 00	27.21.166
003 323 84 00	27.36.112	003 326 93 00	27.42.098	004 323 92 00	27.36.407
003 323 86 00	27.41.110	003 326 94 00	27.42.104	004 323 95 00	27.31.294
003 323 88 00	27.36.023	003 326 95 00	27.47.007	004 323 96 00	27.36.153
003 323 89 00	27.36.023	003 326 96 00	27.47.008	004 323 97 00	27.36.375
003 323 90 00	27.31.118	003 326 98 00	27.46.012	004 323 98 00	27.36.375
003 323 92 00	27.41.284	003 326 99 00	27.46.026	004 323 99 00	27.36.378
003 323 93 00	27.41.284	004 323 00 00	27.36.090	004 325 29 00	27.38.153
003 323 96 00	27.36.111	004 323 00 00	27.36.377	004 326 00 00	27.46.069
003 323 97 00	27.36.020	004 323 01 00	27.36.003	004 326 01 00	27.31.158
003 323 97 00	27.36.375	004 323 09 00	27.39.006	004 326 02 00	27.46.093
003 323 98 00	27.31.119	004 323 21 00	27.36.210	004 326 03 00	27.36.326
003 323 99 00	27.31.119	004 323 23 00	27.36.021	004 326 05 00	27.36.273
003 326 02 00	27.36.223	004 323 26 00	27.36.039	004 326 06 00	27.21.108
003 326 02 00	27.36.377	004 323 27 00	27.36.039	004 326 07 00	27.21.109
003 326 03 00	27.37.006	004 323 31 00	27.46.030	004 326 12 00	27.47.032
003 326 11 00	27.41.005	004 323 33 00	27.31.291	004 326 13 00	27.36.319
003 326 12 00	27.22.007	004 323 36 00	27.36.039	004 326 14 00	27.31.167
003 326 13 00	27.37.002	004 323 37 00	27.36.023	004 326 19 00	27.38.002
003 326 14 00	27.47.031	004 323 38 00	27.36.021	004 326 20 00	27.44.025
003 326 15 00	27.47.031	004 323 41 00	27.36.059	004 326 22 00	27.47.032
003 326 15 00	27.47.031	004 323 42 00	27.36.127	004 326 23 00	27.46.095
003 326 16 00	27.41.111	004 323 44 00	27.36.020	004 326 24 00	27.46.096
003 326 18 00	27.38.049	004 323 44 00	27.36.375	004 326 25 00	27.43.254

Crossliste

MERCEDES-DAIMLER CHRYSLER		MERCEDES-DAIMLER CHRYSLER		MERCEDES-DAIMLER CHRYSLER	
004 326 27 00	27.31.164	005 323 53 00	27.36.222	005 326 91 00	27.38.002
004 326 28 00	27.38.097	005 323 54 00	27.46.119	006 323 07 00	27.36.375
004 326 28 00	27.38.196	005 323 59 00	27.36.163	006 323 08 00	27.36.003
004 326 29 00	27.38.002	005 323 60 00	27.36.336	006 323 08 00	27.36.028
004 326 31 00	27.47.030	005 323 61 00	27.36.163	006 323 09 00	27.36.407
004 326 32 00	27.47.008	005 323 63 00	27.36.163	006 323 11 00	27.21.146
004 326 34 00	27.21.126	005 323 63 00	27.36.163	006 323 12 00	27.21.366
004 326 37 00	27.36.277	005 323 64 00	27.46.119	006 323 16 00	27.31.297
004 326 43 00	27.46.096	005 323 66 00	27.36.339	006 323 20 00	27.36.355
004 326 44 00	27.21.193	005 323 68 00	27.36.339	006 323 21 00	27.36.309
004 326 47 00	27.48.004	005 323 72 00	27.39.002	006 323 26 00	27.41.344
004 326 47 00	27.48.021	005 323 72 00	27.39.016	006 323 27 00	27.36.027
004 326 53 00	27.21.188	005 323 77 00	27.36.230	006 323 28 00	27.21.348
004 326 57 00	27.31.249	005 323 91 00	27.36.182	006 323 30 00	27.36.077
004 326 58 00	27.36.022	005 323 95 00	27.36.181	006 323 33 00	27.36.176
004 326 59 00	27.36.022	005 323 96 00	27.36.172	006 323 34 00	27.36.423
004 326 60 00	27.36.307	005 323 97 00	27.36.309	006 323 35 00	27.36.295
004 326 64 00	27.36.373	005 323 99 00	27.36.301	006 323 37 00	27.36.417
004 326 65 00	27.36.373	005 323 99 00	27.36.419	006 323 39 00	27.36.176
004 326 67 00	27.21.165	005 326 05 00	27.42.086	006 323 40 00	27.36.176
004 326 68 00	27.47.031	005 326 07 00	27.42.141	006 323 42 00	27.36.299
004 326 69 00	27.47.031	005 326 09 00	27.46.075	006 323 44 00	27.22.048
004 326 70 00	27.36.022	005 326 10 00	27.36.171	006 323 45 00	27.36.357
004 326 71 00	27.36.307	005 326 11 00	27.46.074	006 323 46 00	27.36.381
004 326 73 00	27.49.008	005 326 12 00	27.41.321	006 323 51 00	27.31.350
004 326 83 00	27.36.372	005 326 14 00	27.31.300	006 323 54 00	27.36.310
004 326 88 00	27.47.023	005 326 16 00	27.36.409	006 323 60 00	27.36.406
004 326 99 00	27.36.358	005 326 20 00	27.46.118	006 323 61 00	27.36.417
005 323 00 00	27.38.001	005 326 23 00	27.41.404	006 323 65 00	27.31.377
005 323 01 00	27.38.001	005 326 25 00	27.41.322	006 323 71 00	27.31.377
005 323 02 00	27.21.166	005 326 29 00	27.36.073	006 323 72 00	27.36.309
005 323 03 00	27.21.166	005 326 30 00	27.36.073	006 323 73 00	27.36.172
005 323 03 00	27.21.166	005 326 33 00	27.36.324	006 323 74 00	27.36.176
005 323 07 00	27.36.038	005 326 34 00	27.36.386	006 323 75 00	27.38.001
005 323 08 00	27.21.190	005 326 35 00	27.48.013	006 323 78 00	27.36.406
005 323 09 00	27.21.166	005 326 35 00	27.48.013	006 323 79 00	27.36.406
005 323 10 00	27.36.039	005 326 36 00	27.36.052	006 323 82 00	27.36.423
005 323 11 00	27.36.208	005 326 39 00	27.46.056	006 323 83 00	27.36.419
005 323 14 00	27.38.008	005 326 42 00	27.36.167	006 323 84 00	27.36.424
005 323 17 00	27.36.133	005 326 45 00	27.41.334	006 323 92 00	27.41.413
005 323 18 00	27.36.328	005 326 46 00	27.46.025	006 323 93 00	27.41.414
005 323 22 00	27.21.127	005 326 49 00	27.41.364	006 323 95 00	27.36.370
005 323 23 00	27.11.115	005 326 50 00	27.46.020	006 323 97 00	27.36.329
005 323 24 00	27.21.005	005 326 53 00	27.41.443	006 326 00 00	27.46.074
005 323 25 00	27.21.005	005 326 57 00	27.46.075	006 326 01 00	27.46.113
005 323 26 00	27.99.141	005 326 58 00	27.46.075	006 326 02 00	27.46.123
005 323 27 00	27.36.066	005 326 59 00	27.46.075	006 326 03 00	27.31.445
005 323 28 00	27.36.367	005 326 60 00	27.46.073	006 326 05 00	27.31.300
005 323 31 00	27.39.002	005 326 63 00	27.46.075	006 326 11 00	27.41.490
005 323 31 00	27.39.016	005 326 64 00	27.46.073	006 326 12 00	27.31.445
005 323 34 00	27.36.003	005 326 65 00	27.36.336	006 326 22 22	27.36.027
005 323 38 00	27.36.371	005 326 68 00	27.41.452	05.4111.07.010	27.36.008
005 323 40 00	27.36.079	005 326 68 00	27.41.453	102 200 14 14	17.11.016
005 323 41 00	27.36.079	005 326 71 00	27.31.345	102 200 15 14	17.11.018
005 323 42 00	27.39.018	005 326 71 00	27.31.345	111 200 04 14	17.11.017
005 323 44 00	27.41.345	005 326 74 00	27.46.113	124 463 04 32	23.11.005
005 323 46 00	27.36.407	005 326 88 00	27.31.445	140 463 03 32	23.11.007
005 323 47 00	27.11.115	005 326 89 00	27.38.152	182 002 31 40	27.11.008
005 323 50 00	27.21.192	005 326 90 00	27.38.002	182 003 31 50	27.11.011
005 323 51 00	27.46.119	005 326 90 00	27.38.196	210 320 32 30	27.99.106

Crossliste

MERCEDES-DAIMLER CHRYSLER		MERCEDES-DAIMLER CHRYSLER		MERCEDES-DAIMLER CHRYSLER	
210 323 51 00	27.99.106	345 326 77 00	27.46.012	406 323 00 00	27.36.083
300 320 00 00	27.38.028	352 323 00 00	27.37.025	406 323 02 00	27.36.004
300 326 02 00	27.38.028	353 323 00 00	27.37.024	406 326 02 00	27.36.004
300 326 03 00	27.38.030	356 320 00 31	27.38.117	406 400 10 00	27.11.051
300 326 04 00	27.38.031	356 320 03 31	27.33.182	406 400 19 00	27.11.051
300 463 61 32	23.25.005	356 323 02 00	27.41.349	406 408 12 00	27.11.108
301 240 00 48	27.11.022	356 323 05 00	27.41.349	416 323 99 00	27.36.004
301 240 01 48	27.11.016	356 326 00 00	27.38.117	427 320 00 30	26.11.003
301 323 00 00	27.38.029	356 326 02 00	27.33.182	441 750 00 36	31.00.138
301 323 01 00	27.38.015	356 326 02 02	27.33.182	442 200 02 14	17.11.013
302 323 00 00	27.38.003	356 326 07 00	27.38.117	442 200 03 14	17.11.014
302 323 01 00	27.38.060	356 326 08 00	27.43.157	442 323 00 00	27.41.068
302 323 02 00	27.38.010	356 463 03 32	23.25.023	5411 107 01 00	27.36.057
302 323 03 00	27.38.070	357 320 00 31	27.38.002	601 320 00 30	27.11.030
302 326 00 00	27.39.014	357 320 01 00	27.38.046	601 320 01 30	27.11.030
302 326 01 00	27.39.015	357 320 01 31	27.38.046	601 320 02 30	27.21.035
302 326 02 00	27.46.012	357 320 01 31	27.38.196	601 320 03 30	27.21.035
302 326 03 00	27.38.019	357 320 03 31	27.38.171	601 320 04 30	27.21.159
302 326 05 00	27.38.029	357 320 04 31	27.38.124	601 320 04 31	27.11.015
302 463 00 32	23.25.001	357 323 00 00	27.38.098	601 320 06 31	27.11.015
302 463 04 32	23.25.001	357 323 03 00	27.43.185	601 320 07 30	27.11.030
307 323 00 00	27.38.024	357 323 04 00	27.43.185	601 320 08 31	27.11.015
307 323 01 00	27.38.024	357 323 05 00	27.38.136	601 320 12 31	27.11.015
307 323 01 00	27.38.046	357 323 06 00	27.38.136	602 320 04 31	27.11.014
307 323 01 00	27.38.056	357 323 07 00	27.38.199	602 320 05 31	27.11.122
307 323 02 00	27.38.044	357 326 00 00	27.38.024	602 320 05 31	27.11.253
307 323 04 00	27.38.196	357 326 00 00	27.38.024	602 320 06 31	27.11.014
307 326 00 00	27.38.024	357 326 01 50	27.38.001	602 320 07 31	27.11.015
307 326 01 00	27.38.196	357 326 02 00	27.38.171	602 320 07 31	27.11.253
307 326 02 00	27.38.014	357 326 03 00	27.38.124	602 320 08 31	27.11.122
307 326 03 00	27.38.133	364 320 70 31	27.39.014	602 320 08 31	27.11.253
307 326 04 00	27.38.024	371 891 70 05	27.11.019	602 320 12 31	27.11.014
307 326 04 00	27.38.196	373 240 70 48	27.11.151	603 320 00 30	27.11.009
314 323 06 00	27.22.001	373 320 00 30	27.38.015	603 320 00 31	27.11.029
314 323 07 00	27.22.001	373 320 02 30	27.38.015	603 320 01 31	27.11.029
314 323 08 00	27.21.026	375 323 01 00	27.36.309	603 320 02 30	27.11.009
314 323 09 00	27.21.026	381 326 00 00	27.47.022	603 320 03 30	27.11.009
314 326 01 00	27.21.020	381 326 02 00	27.47.008	603 320 03 31	27.11.029
314 326 02 00	27.21.020	381 326 03 00	27.42.013	604 200 01 14	17.11.019
314 326 03 00	27.22.001	381 890 07 19	27.25.002	604 200 02 14	26.11.004
314 326 04 00	27.21.020	385 326 00 00	27.37.011	608 323 00 00	27.11.008
314 326 05 00	27.21.020	385 326 01 00	27.32.040	608 323 01 00	27.11.144
314 326 06 00	27.21.020	385 326 02 00	27.47.007	608 326 00 00	27.11.011
317 323 00 00	27.33.056	385 326 04 00	27.42.020	608 326 01 00	27.11.011
317 326 01 00	27.38.223	387 326 00 00	27.38.004	611 320 06 31	27.21.073
318 323 03 00	27.21.027	387 326 01 00	27.33.029	611 320 07 31	27.21.073
318 323 04 00	27.21.026	387 326 03 00	27.33.013	611 320 08 30	27.11.149
318 326 00 00	27.36.070	387 890 10 19	27.25.002	611 320 09 30	27.11.149
318 326 02 00	27.31.006	387 890 12 19	27.25.002	611 320 10 30	27.11.185
318 326 04 00	27.21.027	387 890 13 19	27.25.002	611 320 10 31	27.21.344
318 326 05 00	27.36.070	387 890 15 19	27.25.002	617 320 00 31	27.47.030
318 326 06 00	27.31.062	387 890 16 19	27.25.002	617 326 00 00	27.47.031
335 326 00 00	27.32.003	387 890 17 19	27.25.006	620 326 00 00	27.48.021
335 326 01 00	27.42.008	387 890 18 19	27.25.006	620 890 00 19	27.25.003
345 323 72 00	27.36.055	391 326 01 00	27.38.038	620 890 01 19	27.25.003
345 323 73 00	27.36.368	393 326 00 00	27.43.037	620 890 02 19	27.25.025
345 326 70 00	27.36.368	396 320 00 30	27.38.001	620 890 03 19	27.25.025
345 326 71 00	27.41.386	398 890 00 19	27.25.009	621 326 00 00	27.43.109
345 326 74 00	27.36.368	404 323 00 00	27.36.004	623 326 00 00	27.49.003
345 326 75 00	27.46.026	404 323 01 00	27.36.083	624 890 01 19	27.25.001

Crossliste

MERCEDES-DAIMLER CHRYSLER		MERCEDES-DAIMLER CHRYSLER		MERCEDES-DAIMLER CHRYSLER	
626 326 00 00	27.38.233	674 326 10 00	27.36.073	942 890 23 19	27.21.358
627 323 00 00	27.41.365	674 326 12 00	27.36.073	942 890 27 19	27.21.403
627 326 01 00	27.33.192	674 326 13 00	27.36.073	942 890 28 19	27.21.388
628 323 00 00	27.43.229	674 326 14 00	27.36.073	942 890 29 19	27.21.387
628 323 01 00	27.33.332	675 323 04 00	27.21.146	942 890 31 19	27.21.368
628 323 02 00	27.33.332	675 323 05 00	27.36.077	942 890 35 19	27.25.022
628 323 02 00	27.33.336	675 323 06 00	27.36.232	942 890 36 19	27.21.389
628 326 00 00	27.38.149	675 323 07 00	27.36.077	942 890 39 19	27.25.024
628 326 07 00	27.38.149	675 323 08 00	27.36.232	942 890 40 19	27.21.477
628 326 08 00	27.38.195	675 323 10 00	27.36.232	942 890 47 19	27.11.223
629 323 00 00	27.44.035	675 326 00 00	27.46.020	942 890 49 19	27.21.386
631 320 09 31	27.11.074	675 326 04 00	27.46.020	942 890 50 19	27.21.404
631 320 10 31	27.11.075	675 326 04 80	27.41.201	942 890 51 19	27.21.399
631 320 14 30	27.11.073	675 326 05 00	27.46.025	942 890 52 19	27.21.430
631 320 16 30	27.11.071	675 326 06 00	27.46.020	942 890 53 19	27.21.431
631 320 17 30	27.11.073	675 326 07 00	27.46.025	942 890 54 19	27.21.385
634 323 01 00	27.38.230	675 326 08 00	27.31.209	942 890 55 19	27.21.429
634 323 02 00	27.38.230	675 326 09 00	27.31.209	942 890 56 19	27.21.385
638 326 07 00	27.11.164	675 326 19 00	27.31.259	942 890 59 19	27.21.437
638 326 11 00	27.11.166	675 326 23 00	27.46.056	942 890 60 19	27.21.427
639 326 03 00	27.11.213	682 317 7103	27.11.045	942 890 70 19	27.21.409
639 326 09 00	27.11.214	699 326 04 00	27.44.017	943 890 01 19	27.21.429
645 320 00 31	27.48.004	699 326 06 00	27.31.252	943 890 03 19	27.21.385
645 320 00 31	27.48.021	822 400 00 52	27.51.093	943 890 08 19	27.21.482
648 326 00 00	27.43.254	823 134 90 00	27.39.021	943 890 09 19	27.21.368
648 326 01 00	27.44.025	901 320 00 31	27.11.228	943 890 10 19	27.21.346
652 320 00 31	27.47.031	901 320 02 31	27.11.228	943 890 11 19	27.21.384
652 320 01 31	27.42.086	901 320 04 31	27.11.228	943 890 12 19	27.25.024
658 320 00 31	27.49.009	901 320 06 31	27.11.015	943 890 13 19	27.25.024
671 320 02 30	27.38.176	901 320 06 31	27.11.228	943 890 14 19	27.21.458
671 320 06 30	27.38.176	901 320 07 31	27.11.228	943 890 15 19	27.21.372
671 323 02 00	27.38.176	901 320 08 31	27.21.466	943 890 16 19	27.21.390
671 323 03 00	27.38.176	903 320 00 31	27.11.167	943 890 17 19	27.21.477
673 317 01 03	27.11.045	903 320 01 31	27.11.182	943 890 23 19	27.25.022
673 317 02 03	27.11.045	904 320 01 31	27.11.146	943 890 24 19	27.25.021
673 317 03 03	27.11.045	904 320 02 31	27.11.146	943 890 25 19	27.25.028
673 323 00 00	27.36.232	904 320 25 30	27.99.215	943 890 29 19	27.21.483
673 323 04 00	27.21.083	904 320 26 30	27.99.214	943 890 35 19	27.21.402
673 323 05 00	27.36.232	904 326 01 00	27.11.146	943 890 38 19	27.21.439
673 323 06 00	27.36.232	940 890 05 19	27.21.435	943 890 39 19	27.21.440
673 323 07 00	27.21.083	940 890 08 19	27.25.029	943 890 50 19	27.11.264
673 323 08 00	27.21.083	940 890 09 19	27.25.029	946 326 05 00	27.41.482
673 323 10 00	27.21.211	940 890 10 19	27.21.381	946 326 07 00	27.41.480
673 326 00 00	27.36.073	940 890 11 19	27.25.027	964 326 00 00	27.41.496
673 326 05 00	27.36.232	940 890 17 19	27.25.020	970 317 17 03	27.11.258
673 326 11 00	27.36.073	940 890 18 19	27.25.014	970 317 41 03	27.11.258
673 326 12 00	27.36.052	940 890 31 19	27.21.362	970 323 00 00	27.21.340
673 326 13 00	27.36.052	940 890 38 19	27.21.383	970 323 03 00	27.21.347
673 326 14 00	27.36.052	940 890 39 19	27.11.220	970 323 07 00	27.21.365
674 317 00 03	27.12.002	940 890 46 19	27.21.486	970 326 00 00	27.36.315
674 317 01 03	27.12.002	940 890 47 19	27.21.364	970 326 01 00	27.36.393
674 323 00 00	27.21.146	942 890 02 19	27.21.427	970 326 02 00	27.36.315
674 323 01 00	27.21.146	942 890 03 19	27.21.458	970 326 07 00	27.36.315
674 323 02 00	27.21.146	942 890 03 19	27.21.458	972 323 01 00	27.36.380
674 323 03 00	27.21.083	942 890 04 19	27.25.017	972 326 00 00	27.41.430
674 323 06 00	27.21.146	942 890 05 19	27.11.219	974 323 00 00	27.21.218
674 323 08 00	27.21.146	942 890 09 19	27.21.368	974 323 04 00	27.21.325
674 326 00 00	27.21.081	942 890 11 19	27.25.022	974 323 06 00	27.21.218
674 326 01 00	27.21.080	942 890 18 19	27.21.337	974 323 13 00	27.21.445
674 326 02 00	27.21.080	942 890 22 19	27.21.336	974 326 01 00	27.41.431

Crossliste

MERCEDES-DAIMLER CHRYSLER		MERITOR		OMAR	
974 326 04 00	27.41.412	900.44.089	27.21.323	13608	27.31.423
981 326 04 00	27.42.104	METRO-CAMMEL-WEY		OPEL	
A 002 980 09	17.08.001	X581 0292	27.41.355	450 0241	27.21.456
A 003 326 14	27.47.031	X581 0861	27.41.356	450 0241	27.21.456
A 003 326 25	27.46.059	X581 1114	27.41.355	OPTARE	
A 004 323 45	27.36.377	X581 1115	27.41.354	L5820001	27.43.223
A 004 323 71	27.31.291	X581 1959	27.41.410	PEGASO	
A 004 326 64	27.36.373	X582 4875	27.23.113	100 1470	27.43.016
A 005 323 54	27.46.119	X591 5166	27.38.197	100 4876	27.43.102
A 005 323 61	27.36.163	X592 5222	27.23.114	100 4877	27.43.103
A 005 323 95	27.36.417	MIELE		577 952	27.33.099
A 005 323 96	27.36.172	060AMM0506	27.31.424	787 012	27.31.206
A 005 323 97	27.36.309	MISTRALL		787 013	27.33.100
A 005 323 99	27.36.419	7302	27.31.392	792 500	27.43.190
A 005 326 12	27.41.321	MONTENEGRO IBERICA		795 135	27.43.190
A 005 326 16	27.36.409	50031668	27.41.306	796 480	27.43.202
A 005 326 20	27.46.118	NAVISTAR		932 978	27.31.161
A 005 326 25	27.41.322	503550C1	27.21.323	PEITZ	
A 005 326 33	27.36.234	503610C1	27.21.323	10.30.974794	27.11.251
A 005 326 74	27.46.113	503610C2	27.21.323	PEUGEOT	
A 006 323 09	27.36.407	596329C1	27.21.323	5205-93	27.12.003
A 006 323 54	27.36.322	NBT TRAILERS		5206-29	27.21.085
A 006 323 82	27.36.422	Trailer	27.33.141	PIACENZA	
A 671 323 04	27.38.176	NETRAM N.V.		1201048/45	27.46.022
A 671 326 00	27.38.178	.	27.31.017	1201054	27.31.424
A 671 326 01	27.38.178	409914	27.43.113	R.O.R	
A 671 326 02	27.38.177	411631	27.43.086	1.752.446	27.21.323
A 904 320 19	27.99.214	426216	27.43.086	1.752.492	27.21.323
A 940 890 09	27.25.029	NEWAY		212 12469	27.31.274
A 940 890 37	27.21.442	90044012	27.31.197	212 12534	27.41.474
A 940 890 38	27.21.383	90044025	27.36.214	212 15442	27.41.257
A 940 890 39	27.25.024	90044089	27.21.323	212 15607	27.31.381
A 940 890 46	27.21.438	90044162	27.21.331	212 15742	27.41.257
A 942 890 02	27.21.427	90044625	27.21.330	212 15751	27.31.381
A 942 890 27	27.21.403	90044626	27.21.333	212 15807	27.31.381
A 942 890 28	27.21.388	90044626	27.21.333	212 15816	27.31.381
A 942 890 29	27.21.387	90044684	27.21.323	212 16058	27.31.390
A 942 890 36	27.21.389	90045000	27.36.224	212 21306 K	27.41.277
A 942 890 50	27.21.404	90045002	27.36.224	212 21348	27.31.389
A 942 890 51	27.21.399	90045028	27.36.217	212 22239	27.31.381
A 942 890 52	27.21.430	90045054	27.36.216	212 22271	27.41.277
A 942 890 69	27.21.441	94342	27.21.351	212 22271	27.41.277
A 942 890 70	27.21.409	AR958	27.21.323	212 24034	27.41.203
A 943 890 01	27.21.429	M0044020	27.41.359	212 24034	27.41.203
A 943 890 03	27.21.385	M0044023	27.31.311	212 24531	27.41.277
A 943 890 16	27.21.390	O M		212 24745	27.41.227
A 943 890 25	27.25.028	856 6312	27.21.132	212 24745	27.41.277
A 943 890 35	27.21.402	856 6313	27.21.133	212 24778	27.41.376
A 943 890 38	27.21.439	856 6315	27.21.134	212 25104	27.41.385
A 943 890 39	27.21.440	8600 2884	27.11.024	212 26228	27.46.115
A 970 317 49	27.25.030	MERITOR		8.404.174	27.31.390
A 970 323 03	27.21.347	017.52.446	27.21.323	90 1940 SP4	27.31.390
A 970 326 02	27.36.315	OMAR		90 2210	27.41.277
A 972 323 01	27.36.380	MERITOR			
A 972 326 00	27.41.430	MERITOR			
A 974 323 06	27.21.218	MERITOR			
A 974 326 01	27.41.431	MERITOR			

Crossliste

R.O.R		RENAULT TRUCKS		RENAULT TRUCKS	
90 2210 SP1	27.31.381	5000 392 551	27.12.016	5001 857 663	27.38.213
90 2210 SP2	27.31.381	5000 393 420	27.12.016	5001 857 665	27.38.204
90 2321	27.41.203	5000 397 397	27.12.016	5001 857 666	27.12.018
90 2321 SP1	27.41.203	5000 452 355	27.34.005	5001 857 668	27.22.070
90 2368	27.41.277	5000 452 403	27.39.003	5001 857 669	27.12.014
90 2368 SP1	27.41.277	5000 453 057	27.37.105	5001 857 672	27.12.017
90 2404	27.41.277	5000 471 623	16.21.0087	5001 857 673	27.12.016
90 2416	27.41.376	5000 542 352	27.34.005	5001 863 282	27.38.205
90 2416 SP1	27.41.376	5000 542 354	27.34.004	5001 863 290	27.43.322
90.044.089	27.21.323	5000 542 355	27.34.005	5001 863 291	27.46.121
		5000 542 359	27.34.005	5001 863 294	27.40.002
		5000 546 892	27.34.005	5001 863 295	27.14.028
		5000 719 099	27.31.174	5001 863 296	27.22.054
		5000 725 485	27.38.146	5001 864 621	27.37.104
		5000 725 804	27.38.146	5001 864 625	27.37.105
		5000 731 488	27.38.224	5001 864 627	27.37.103
		5000 731 913	27.38.209	5006 172 376	27.52.013
		5000 741 014	27.13.015	5006 172 492	27.37.116
		5000 745 029	27.38.213	5006 172 528	27.53.036
		5000 745 751	27.33.091	5010 013 184	27.37.080
		5000 745 958	27.38.213	5010 013 203	27.32.148
		5000 752 253	27.43.260	5010 013 204	27.32.048
		5000 752 729	27.38.208	5010 013 275	27.32.148
		5000 768 840	27.31.390	5010 013 275	27.32.148
		5000 780 073	27.43.115	5010 013 276	27.32.048
		5000 785 659	27.38.088	5010 019 572	27.42.050
		5000 785 661	27.31.175	5010 039 700	27.37.077
		5000 785 729	27.31.178	5010 052 405	27.13.015
		5000 785 736	27.31.176	5010 052 920	27.38.189
		5000 786 728	27.32.024	5010 052 921	27.43.260
		5000 786 814	27.37.064	5010 060 410	27.43.260
		5000 786 840	27.37.064	5010 062 145	27.31.172
		5000 787 062	27.38.109	5010 063 317	27.31.390
		5000 787 123	27.31.177	5010 063 386	27.38.213
		5000 787 974	27.11.124	5010 063 387	27.38.146
		5000 787 975	27.15.020	5010 065 310	27.15.020
		5000 788 073	27.43.115	5010 065 311	27.11.180
		5000 788 364	27.32.047	5010 092 916 E	27.90.005
		5000 788 530	27.42.047	5010 095 172	27.36.025
		5000 788 935	27.43.114	5010 095 719	27.42.045
		5000 790 109	27.38.146	5010 095 871	27.41.388
		5000 790 190	27.38.213	5010 130 009	27.43.336
		5000 790 190	27.38.213	5010 130 401	27.38.189
		5000 790 488	27.42.048	5010 130 500	27.38.146
		5000 790 689	27.31.390	5010 130 534	27.14.020
		5000 790 851	27.38.224	5010 130 535	27.13.015
		5000 790 852	27.38.146	5010 130 608	27.22.036
		5000 790 965	27.99.015	5010 130 609	27.11.124
		5000 790 966	27.37.081	5010 130 716	27.43.211
		5000 791 059	27.38.146	5010 130 797	27.90.008
		5000 791 098	27.42.048	5010 130 797	27.90.008
		5000 791 099	27.31.280	5010 130 888	27.38.146
		5000 807 740	16.21.090	5010 133 163	27.22.054
		5000 867 685	27.38.110	5010 137 052	27.41.159
		5000 871 364	27.33.077	5010 137 139	27.14.028
		5000 899 124	27.31.171	5010 138 561	27.38.146
		5001 825 738	27.13.012	5010 151 809	27.42.131
		5001 857 647	27.12.019	5010 151 810	27.42.130
		5001 857 657	27.12.016	5010 151 811	27.32.133
		5001 857 661	27.12.015	5010 151 812	27.32.134

Crossliste

RENAULT TRUCKS		RIDEWELL		SAUER ACHSENFABRIK	
5010 190 151	27.42.127	1267172B000	27.21.323	2.376.0035.00	27.41.373
5010 228 849 D	27.25.031			2.376.0039.00	27.41.428
5010 228 908	27.11.230	ROLFO		2.376.0070.00	27.41.398
5010 237 285	27.41.379	112012	27.31.424	2.376.0070.01	27.41.398
5010 237 338	27.36.017	112317	27.31.423	2.376.0071.00	27.41.399
5010 239 642	27.41.384	ROVER		2.376.0071.01	27.41.399
5010 266 845 A	27.90.004	577 392	27.38.119	2.376.0072.00	27.41.400
5010 269 605	27.21.202	577 652	27.39.017	2.376.0072.01	27.41.417
5010 269 674	27.11.230	SAAB		2.376.1001.00	27.41.262
5010 277 261	16.21.087	348232	27.24.005	2.376.1005.00	27.51.043
5010 294 158	27.41.395	SAE		2.376.1007.00	27.51.120
5010 294 412	27.38.189	8 404 174-	27.31.390	2.376.1007.01	27.36.017
5010 294 413	27.38.189	SAF		2.376.1007.52	27.36.017
5010 294 414	27.44.030	2.376.0002.00	27.36.025	2.376.4026.00	27.51.087
5010 294 414	27.44.030	2.376.0005.00	27.31.390	2.376.4027.00	27.51.088
5010 294 908	27.41.459	2.376.0006.00	27.31.390	2.376.4030.00	27.41.423
5010 316 210	27.11.193	2.376.0008.00	27.31.390	2.376.4031.00	27.41.422
5010 316 783	27.11.230	2.376.0010.00	27.31.390	2.376.4032.00	27.41.426
5010 320 096	27.90.006	2.376.1005.00	27.51.043	3300	27.31.055
5010 347 902	27.53.036	2.376.1005.00	27.51.043	SAURER ARBON	
5010 347 903	27.52.013			922 2036 000	27.31.020
5010 347 905	27.42.	SAMRO		950 2036 010	27.31.063
5010 348 430	27.37.105	01.752.446	27.21.323	952 2036 000	27.31.054
5010 348 433	27.37.076	90.044.089	27.21.323	953 2036 040	27.31.070
5010 348 434	27.37.103	SAUER ACHSENFABRIK		953 2036 060	27.31.064
5010 348 435	27.37.084	2.376.0002.00	27.36.025	SCANIA	
5010 370 630	27.11.198	2.376.0003.00	27.36.017	1012 044	27.32.064
5010 383 049	27.38.225	2.376.0003.01	27.36.017	1012 045	27.37.110
5010 383 050	27.38.189	2.376.0003.02	27.36.017	1012 046	27.33.229
5010 383 380	27.99.168	2.376.0004.00	27.31.197	1012 047	27.33.060
5010 383 613	27.38.189	2.376.0005.00	27.31.389	1012 162	27.32.052
5010 383 685	27.41.384	2.376.0006.00	27.31.389	1110 528	27.32.035
5010 383 689-A	27.41.433	2.376.0007.00	27.31.389	1110 530	27.32.037
5010 383 692	27.38.189	2.376.0008.00	27.31.389	1110 531	27.32.038
5010 383 693	27.38.189	2.376.0009.00	27.36.101	1110 531	27.32.038
5010 383 694	27.38.189	2.376.0010.00	27.31.390	1110 588	27.37.110
5010 383 697	27.44.030	2.376.0010.01	27.31.389	1110 589	27.33.093
5010 383 698	27.36.405	2.376.0010.02	27.31.389	1111 056	27.32.081
5010 383 701	27.43.336	2.376.0014.00	27.31.389	1116 535	27.22.052
5010 391 872	27.37.105	2.376.0016.00	27.36.137	1117 320	27.22.052
5010 460 113	27.21.202	2.376.0018.00	27.31.183	1117 334	27.22.052
5010 460 114	27.13.014	2.376.0019.00	27.41.280	1122 612	27.42.057
5010 460 115	27.14.019	2.376.0020.00	27.41.271	1223 476	27.32.093
5010 460 116	27.11.198	2.376.0022.00	27.31.277	1227 211	27.32.089
5010 488 156	27.37.084	2.376.0022.02	27.31.277	1303 235	27.32.093
5010 531 249	27.43.339	2.376.0023.00	27.41.282	1307 332	27.32.093
5010 552 010	27.11.227	2.376.0026.00	27.31.397	1309 128	27.32.062
5010 557 326	27.41.384	2.376.0027.00	27.41.323	1309 129	27.32.038
5010 557 482	27.41.395	2.376.0028.00	27.41.424	1314 271	27.90.002
5010 557 482	27.41.433	2.376.0029.00	27.41.378	1314 278	27.90.012
5010 615 880	27.21.471	2.376.0030.00	27.41.329	1314 479	27.37.111
5010 807 265	27.52.014	2.376.0031.00	27.41.330	1314 480	27.42.080
5020 101 605	27.37.061	2.376.0032.00	27.41.274	1315 959	27.32.071
5021 010 604	27.37.099	2.376.0033.00	27.41.425	1315 960	27.43.196
5430 031 505	27.33.158	2.376.0034.00	27.41.427	1319 672	27.14.018
5430 044 978	27.39.022			1323 476	27.32.093
5430 051 681	27.31.357			1327 145	27.32.072
7420 840 318	27.21.471			1327 211	27.32.122
x	27.42.087				
xx	27.43.190				

Crossliste

SCANIA		SCANIA		SCANIA	
1327 813	27.32.073	1381 809	27.32.109	1488 337	27.33.216
1327 814	27.33.143	1381 810	27.48.017	1494 146	27.43.300
1331 620	27.22.052	1381 819	27.90.003	1498 732	27.42.132
1331 620	27.22.052	1381 904	27.23.120	1498 733	27.43.290
1331 626	27.22.061	1381 906	27.23.079	1502 468	27.90.010
1331 634	27.22.052	1381 919	27.90.001	1502 470	27.22.073
1331 635	27.22.052	1382 826	27.23.070	1502 471	27.22.073
1331 755	27.32.062	1382 827	27.23.104	1502 472	27.22.073
1331 756	27.42.089	1382 827	27.23.104	1502 474	27.22.073
1334 250	27.42.080	1382 829	27.23.067	1505 563	27.22.073
1337 159	27.14.018	1384 513	27.32.127	1519 630	27.41.484
1340 251	27.32.093	1388 416	27.43.281	1519 631	27.31.410
1340 252	27.32.143	1388 417	27.37.072	1519 632	27.41.442
1340 253	27.33.093	1397 386	27.23.085	1523 283	27.43.326
1340 254	27.32.053	1397 388	27.23.098	1523 287	27.42.139
1340 255	27.48.017	1397 392	27.23.070	1595 642	27.22.073
1340 256	27.33.060	1397 394	27.23.090	1623 465	27.14.021
1340 257	27.32.063	1397 396	27.23.066	20900 141	27.32.143
1340 260	27.37.022	1397 398	27.23.112	216969	27.38.200
1340 262	27.32.060	1397 400	27.23.083	216969	27.38.200
1340 263	27.37.056	1397 523	27.31.410	216975	27.33.060
1340 264	27.32.085	1397 525	27.33.225	216976	27.32.054
1340 581	27.22.039	1398 694	27.43.312	216977	27.37.022
1342 787	27.32.070	1401 877	27.37.102	216978	27.32.026
1348 117	27.22.052	1402 271	27.23.084	221714	27.43.087
1348 118	27.22.052	1404 864	27.43.286	247704	27.32.085
1348 119	27.22.059	1420 474	27.32.105	256520	27.43.206
1348 120	27.22.063	1421 062	27.37.072	258420	27.33.093
1348 121	27.90.012	1424 227	27.23.103	261700	27.43.267
1348 477	27.22.046	1424 228	27.23.106	263496	27.33.093
1349 840	27.90.001	1424 229	27.23.104	269692	27.32.060
1349 844	27.23.076	1424 231	27.90.009	272400	27.32.053
1353 101	27.33.142	1427 423	27.36.356	276975	27.37.020
1353 105	27.32.075	1427 424	27.31.432	279011	27.32.143
1353 371	27.32.093	1431 745	27.23.081	279011	27.37.021
1354 966	27.42.057	1431 746	27.23.077	279927	27.33.060
1356 723	27.37.110	1431 747	27.23.098	280588	16.21.092
1363 122	27.23.106	1431 748	27.23.089	307055	27.37.110
1365 211	27.41.484	1435 856	27.23.067	307111	27.32.143
1367 253	27.31.410	1435 859	27.23.080	313312	27.33.195
1370 093	27.31.410	1454 753	27.37.102	323476	27.32.052
1370 267	27.37.096	1462 241	27.33.333	324053	27.24.006
1371 447	27.37.013	1466 185	27.13.019	328111	27.48.017
1371 448	27.32.113	1475 731	27.43.302	337270	27.24.015
1375 832	27.33.173	1476 415	27.90.001	344136	27.24.015
1375 833	27.33.194	1478 317	27.38.134	346126	27.23.068
1377 056	27.32.093	1478 500	27.32.113	347934	27.23.031
1377 057	27.47.010	1478 501	27.37.078	348232	27.24.012
1377 058	27.42.080	1478 502	27.42.115	349007	27.23.034
1377 827	27.14.008	1478 504	27.42.115	350254	27.32.052
1379 487	27.32.123	1478 506	27.41.326	350936	27.23.047
1380 424	27.41.484	1478 507	27.31.410	354866	27.24.006
1380 425	27.31.410	1478 508	27.41.442	360113	27.99.044
1380 425	27.31.410	1478 509	27.41.369	367241	27.23.048
1380 425	27.31.410	1478 511	27.37.102	367242	27.23.034
1380 426	27.41.442	1478 540	27.37.098	367558	27.23.034
1380 427	27.41.369	1478 541	27.37.079	370227	27.22.052
1381 707	27.32.064	1480 214	27.42.138	370228	27.12.005
1381 807	27.37.111	1480 215	27.42.138	372291	27.32.063
1381 808	27.33.093	1481 359	27.38.202	377056	27.32.052

Crossliste

SCANIA		SCANIA		STEYR	
381809	27.32.052	488274	27.43.334	004 326 0400	27.37.002
382521	16.21.089	488823	27.43.214	160.29.44.0091	27.11.096
393208	27.12.005	488824	27.48.027	4 K 7050 A	27.51.004
393257	27.22.052	489509	27.42.138	4 S 7050	27.31.068
393290	27.12.020	489510	27.43.258	4 S 7050 A	27.31.059
395063	27.37.110	490190	27.31.410	5 G 7050 A	27.41.032
395064	27.33.162	493034	27.33.215	5.255.70.052.0	27.43.047
403245	27.38.099	550365	27.22.051	5.257.70.052.0	27.43.059
406694	27.43.071	550365	27.22.052	5.260.70.052.0	27.43.072
409250	27.43.269	550365	27.22.052	5.271.70.052.0	27.11.010
409707	27.38.099	607860	27.33.096	5.271.70.052.0	27.11.156
409720	27.43.081	637067	27.43.090	5.527.70.052.0	27.43.059
409914	27.43.113	637678	27.52.007	590.00.68.0001	27.23.002
410554	27.43.071	647147	27.43.083	590.00.68.0002	27.21.094
410555	27.38.099	648841	27.42.033	680.00.68.0001	27.36.261
410555	27.38.099	657730	27.32.069	680.00.68.0035	27.36.177
411631	27.43.086	662530	27.32.069	690.00.68.0020	27.22.010
415844	27.32.088	662531	27.38.200	692.00.68.0001	27.23.029
415846	27.42.092	662532	27.42.015	692.00.68.0002	27.23.030
415848	27.43.064	665598	27.42.016	692.00.68.0002	27.23.091
415849	27.38.037	673218	27.38.017	692.00.68.0005	27.31.134
419131	27.33.089	675549	27.42.034	692.00.68.0006	27.21.095
419831	27.33.089			692.00.68.0007	27.31.135
421280	27.37.001			692.00.68.0015	27.32.027
424306	27.42.103	SCHMITZ CARGOBULL		7 G 7050	27.31.073
424307	27.48.007	014 856	27.31.393	700.154.001.2	27.11.003
426216	27.43.097	015 978	27.31.381	700.154.011.2	27.11.003
426218	27.43.097	016 436	27.31.394	700.154.023.2	27.11.003
426219	27.38.077	016 508	27.41.444	721.154.037.0	27.37.006
429161	27.43.086	017 090	27.31.381	721.154.056.0	27.39.006
429162	27.43.089	020 044	27.31.391	721.154.106.0	27.22.012
429163	27.43.064	028 363	27.31.391	721.154.107.0	27.24.008
429164	27.43.267	408 871	27.31.391	780.00.68.0001	27.31.065
429165	27.43.267			790.00.68.0007	27.31.065
442872	27.41.410	SEDDON-ATKINSON		790.00.68.0020	27.31.007
460081	27.43.097	33 000 37 R1	27.42.069	791.00.68.0009	27.41.094
460736	27.99.019	33 000 47 R1	27.43.183	792.00.68.0035	27.32.029
460739	27.45.027	33 011 25 R1	27.42.070	792.00.68.0050	27.32.031
467981	27.21.326	82DB-18080-EC	27.31.328	792.00.68.0070	27.49.007
468189	27.38.099	82DB-18080-FC	27.32.112	792.00.68.0075	27.44.007
468194	27.32.077			81.41722.6017	27.11.094
468195	27.41.411	SIRMAC-SIMA		81.41722.6032	27.21.209
468196	27.41.410	F28960400	27.41.474	81.41722.6045	27.11.094
468198	27.33.169			81.41722.6046	27.21.209
470263	27.43.212	SOCIETE ARDENNAISE D'ESSIEUX		81.41722.6047	27.24.019
470264	27.43.086	84 04 174	27.31.390	81.41722.6049	27.21.433
470265	27.41.410			81.41722.6052	27.21.433
470266	27.41.410	STEFEN ASSALI		81.41722.6057	27.21.407
470267	27.38.043	MO1110085	27.41.474	81.41722.6058	27.21.412
470268	27.33.169			81.43701.6612	27.48.020
475915	27.43.086	STEYR		81.43701.6781	27.23.071
481949	27.43.257	000 268 03 14	23.12.003	81.43701.6782	27.36.413
481967	27.43.086	000 463 6632	23.21.002	81.43701.6783	27.22.071
483270	27.43.214	001 326 5700	27.21.020	81.43701.6789	27.23.071
483550	27.42.138	002 323 2600	27.21.019	81.43701.6794	27.37.044
483551	27.33.199	003 323 4800	27.24.004	81.43701.6860	27.41.392
483552	27.43.334	003 323 5000	27.39.001	81.43701.6866	27.41.392
485131	27.43.214	003 326 1200	27.22.007	81.43701.6902	27.37.067
485132	27.48.027	003 326 8800	27.37.006	81.43701.6904	27.41.448
486246	27.42.118	004 323 0900	27.39.006	81.43701.6908	27.41.467
		004 323 7800	27.39.001		

Crossliste

STEYR	
81.43701.6949	27.37.101
81.43701.6964	27.37.108
81.43701.6991	27.37.101
81.43701.6995	27.36.362
82.43701.6017	27.32.104
85.41722.6001	27.11.195
85.41722.6006	27.21.407
85.41722.6007	27.21.412
85.41722.6012	27.21.407
85.41722.6013	27.21.412
85.41722.6014	27.21.424
85.41722.6015	27.21.426
85.41722.6019	27.21.476
85.41722.6022	27.21.424
85.41722.6023	27.21.426
85.41722.6024	27.21.412
85.41722.6025	27.11.257
890.00.68.0005	27.31.044
891.00.68.0001	27.31.025
892.00.68.0001	27.42.026
892.00.68.0002	27.37.042
9 G 7050	27.41.121
990.00.68.0013	27.41.028
990.00.68.0021	27.41.097
990.00.68.0030	27.31.058
990.12.68.0012	27.41.028
990.14.68.0036	27.21.065
990.14.68.0041	27.41.007
990.14.68.0042	27.41.022
991.00.68.0001	27.31.038
991.00.68.0002	27.41.013
991.00.68.0003	27.41.076
991.00.68.0046	27.46.033
991.12.68.0001	27.41.066
991.12.68.0014	27.46.016
991.12.68.0015	27.46.017
991.14.47.0106	23.21.002
991.14.68.0001	27.31.002
991.14.68.0002	27.41.387
991.14.68.0003	27.41.075
991.14.68.0004	27.41.074
991.14.68.0047	27.41.103

TOKICO	
5032	27.36.081
C150-13955	01.55.461
C150-20260	01.55.468
C150-24179	01.55.462

VAN HOOL	
1055 6745	27.38.173
119 464	27.33.133
120 624	27.33.138
124 075	27.43.207
125 940	27.43.073
133 604	27.43.101
152 533	27.33.148
216 1/2	27.38.198
445 1/2	27.38.173
447 1/2	27.38.175

VAN HOOL	
624 313 660	27.43.022
624 313 670	27.43.230
624 313 730	27.11.022
624 313 790	27.33.062
624 313 910	27.33.138
624 314 040	27.33.062
624 314 110	27.33.080
624 314 330	27.38.198
624 314 410	27.38.185
624 314 420	27.38.186
624 314 460	27.38.173
624 314 470	27.38.175

VIBERTI	
023 3130	27.99.085
128711207	27.31.423
128711209	27.31.424
178711204	27.31.392
178711207	27.31.392
178711209	27.31.392
7299	27.31.392

VOLKSWAGEN	
111 413 031 K	27.11.020
111 513 031 D	27.11.021
111 513 031 F	27.11.021
111 513 031 P	27.11.021
113 413 031 A	27.11.020
113 413 031 B	27.11.020
113 413 031 L	27.11.020
113 513 031 E	27.11.021
113 513 031 F	27.11.021
113 513 031 G	27.11.021
113 513 031 H	27.11.021
113 513 031 J	27.11.021
113 513 031 L	27.11.021
113 513 031 M	27.11.021
113 513 031 Q	27.11.021
183 413 029	27.21.099
183 413 031	27.21.099
211 413 031 B	27.11.032
211 413 031 F	27.11.025
211 413 031 G	27.21.002
211 413 031 G	27.21.002
211 413 031 P	27.11.032
211 413 031 Q	27.11.032
211 413 031 R	27.21.045
211 413 031 R	27.21.045
211 413 031 S	27.21.045
211 513 031 G	27.11.021
211 513 031 K	27.21.054
211 513 031 N	27.11.031
211 513 031 P	27.11.031
211 513 031 Q	27.11.028
211 513 031 R	27.11.028
211 513 033 A	27.21.054
251 413 031 A	27.22.017
251 413 031 B	27.22.005
251 413 031 G	27.22.017
251 413 031 L	27.22.005

VOLKSWAGEN	
251 513 031 B	27.21.013
251 513 031 D	27.21.158
251 513 031 F	27.21.101
251 513 031 H	27.21.013
281 413 031 B	27.22.003
281 413 031 C	27.22.003
281 513 031	27.21.012
281 513 031 A	27.22.003
281 513 031 D	27.21.012
281 513 031 F	27.36.192
283 513 031	27.21.119
291 413 031 A	27.21.039
291 413 031 B	27.21.039
291 513 031	27.21.119
291 513 031 D	27.36.192
2D0 413 029 A	27.99.214
2D0 513 029 C	27.11.146
2D0 513 029 M	27.11.146
2D0 513 029 N	27.11.146
311 513 031 C	27.11.050
311 513 031 E	27.11.050
311 513 031 G	27.11.050
600 413 031	27.23.007
600 413 031 A	27.23.007
600 513 031	27.36.076
600 513 031 A	27.36.076
600 513 031 B	27.36.105
613 413 031	27.23.007
631 513 031 B	27.36.198
701 413 031 A	27.22.041
701 513 031 M	27.39.009

VOLVO	
000 6200	27.11.080
013 2428	27.42.035
106 9553	27.36.340
107 5076	39.21.432
107 5077	39.21.432
107 5445	39.21.405
107 5478	39.22.058
107 6717	27.36.203
107 6855	39.21.432
107 6860	27.11.134
108 0654	27.36.340
108 1797	27.41.335
108 9008	27.11.120
108 9009	39.23.117
108 9728	39.23.115
109 4138	27.31.138
109 4523	27.36.063
109 9672	39.11.249
111 413 031	01.11.005
111 413 031 A	01.21.018
113 0538	27.41.129
113 0538	27.41.129
113 0539	27.31.317
113 0644	27.31.290
113 2427	27.42.036
113 2428	27.42.035
113 4513	27.36.086

Crossliste

VOLVO		VOLVO		VOLVO	
113 4748	27.31.365	161 0815	27.13.010	207 6981 9	27.36.415
113 4749	27.36.013	161 0919	27.38.074	208 8913 6	27.22.072
113 4778	27.46.102	161 0920	27.36.211	208 8913 8	27.21.469
113 6643	27.31.365	161 0921	27.36.063	244 7415	27.38.013
113 6644	27.36.013	161 2217	27.34.008	302 7113	27.36.075
113 6811	27.42.036	161 3248	27.36.063	302 7422	27.36.030
113 7026	27.36.257	162 0658	27.13.010	302 7423	27.36.075
113 7027	27.36.257	162 2027	27.11.081	303 0066	27.45.011
113 7029	27.36.013	162 2063	27.11.082	303 0066-1	27.45.011
119 0740	27.41.129	162 2074	27.11.083	303 1623	27.36.030
119 0741	27.36.018	162 2085	27.11.088	303 1624	27.36.029
119 0777	27.45.011	162 2086	27.11.086	303 1625	27.36.029
119 3127	27.31.365	162 2087	39.11.248	303 1626	27.36.029
119 3721	27.43.100	162 2090	27.11.040	303 1627	27.36.029
119 5487	27.55.009	162 2227	27.11.225	303 6024	27.46.125
1381 919	27.90.001	162 4733	27.46.028	303 6106	27.36.075
150 1501	27.38.040	162 4799	27.46.027	303 6162	27.36.206
150 2470	27.22.069	162 6057	27.36.013	303 6927	27.46.125
150 374	27.36.257	162 8189	27.31.417	303 7213	27.36.325
150 5183	27.31.168	162 8359	27.44.022	303 9243	27.36.072
150 5184	27.36.159	162 9405	27.44.027	303 9244	27.36.071
150 5892	27.11.080	162 9475	27.31.278	309 0144	27.11.091
150 8185	27.31.276	162 9476	27.44.032	309 0570	27.11.128
150 8429	27.11.081	162 9477	27.43.282	309 1606	27.11.212
156 8340	27.36.166	162 9478	27.36.040	311 2260	27.48.051
157 6443	27.11.082	162 9478	27.36.203	311 2261	27.33.223
158 0363	27.11.083	162 9480	27.31.417	311 6052	27.45.008
158 0387	27.11.090	162 9481	27.31.263	311 6053	27.43.327
158 0389	27.11.090	162 9482	27.44.033	311 6583	27.48.047
158 0390	27.11.119	162 9483	27.44.028	311 6585	27.45.033
158 5586	27.11.040	162 9484	27.44.019	311 6809	27.33.206
158 6068	39.11.248	162 9485	27.31.266	311 6843	27.43.244
158 7562	27.11.119	162 9719	39.21.422	311 9895	27.32.083
158 8043	27.11.087	162 9721	27.11.134	312 0095	27.36.183
159 0161	27.36.159	162 9722	27.11.224	312 7045	27.41.406
159 0431	27.36.031	162 9724	39.21.422	316 2022	27.13.011
159 0439	27.36.031	162 9920	27.31.416	317 0104	27.38.214
159 1501	27.38.040	162 9992	27.36.384	317 2984	39.21.422
159 1735	27.36.160	162 9993	27.44.022	317 2985	39.21.432
159 1737	27.36.098	169 1617	27.31.417	317 2986	27.11.134
159 3843	39.23.115	169 6100	27.36.025	317 7327	27.31.435
159 4088	27.11.109	169 6541	27.11.129	317 7786	27.45.036
159 4089	39.23.115	203 6775 0	27.31.385	317 8735	27.45.036
159 8105	27.44.008	203 7454 3	27.31.409	319 3027	27.46.125
159 8106	27.41.147	203 7454 4	27.41.434	319 3207	27.43.244
159 8510	27.38.040	203 7454 5	27.36.330	319 3758	27.45.042
159 8510	27.38.041	203 7454 6	27.41.436	319 8836	39.22.066
159 8814	27.38.074	203 7454 7	27.41.439	319 8849	27.11.225
159 9459	27.11.086	204 2789 5	39.21.432	319 8859	27.21.447
159 9623	27.31.138	204 2789 7	39.21.432	322 960	27.36.257
160 5163	27.44.010	204 5325 6	39.21.422	322 962	27.36.257
160 8678	27.38.074	204 5325 8	27.22.072	328 881	27.36.161
160 8888	27.31.276	204 8516 6	27.44.031	336 611	27.32.022
160 8949	27.36.340	205 6431 9	27.38.167	344 574	27.11.080
160 9000	27.36.340	205 8555 5	27.41.476	353 027	27.37.077
160 9001	27.46.054	205 8555 6	27.31.442	353 029	27.37.077
160 9002	27.41.464	207 2116 6	27.21.460	353 050	27.32.023
160 9005	27.44.009	207 2116 7	39.21.469	353 051	27.34.003
160 9427	27.31.258	207 2116 9	39.21.432	353 958	27.11.081
160 9603	27.36.392	207 2616 5	27.44.034	359 010001	27.36.214

Crossliste

VOLVO	
362 960	27.36.257
362 961	27.31.047
365 375	27.36.086
365 376	27.41.129
365 376	27.41.129
365 377	27.31.317
366 426	27.33.227
366 427	27.43.075
366 632	27.43.075
395 3642	27.36.225
395 3643	27.36.165
395 3644	27.36.178
395 3646	27.36.183
395 3648	27.36.010
395 3649	27.36.207
395 3650	27.36.219
395 3651	27.36.043
398 6315	27.11.225
398 7957	27.36.404
398 7957	27.36.404
398 7958	27.41.367
398 7959	27.31.278
398 7960	27.31.417
398 7961	27.31.352
505 892	27.11.080
553 051	27.34.003
621 2628	27.11.091
637 962	27.36.020
677 1499	27.36.257
677 1499	27.36.257
677 1500	27.36.009
677 1501	27.21.178
677 1503	27.36.032
677 1504	27.36.010
677 1505	27.36.011
677 2218	27.36.062
677 5412	27.36.019
677 5413	27.36.011
677 5414	27.36.012
677 5711	27.36.019
678 1519	27.36.154
678 1521	27.36.043
679 0175	27.46.065
679 0182	27.41.106
679 4045	27.41.343
679 4046	27.41.350
679 4048	27.36.337
679 4358	27.36.178
679 4392	27.11.147
679 4746	27.46.124
703 0130 8	27.45.011
703 0210 1	27.38.219
703 0212 8	27.38.168
703 1308	27.45.011
703 2102 0	27.45.042
703 2102 2	27.36.347
703 2161 1	27.45.042
703 2161 9	27.38.227
786 728	27.32.024
812 4353	27.43.248

VOLVO	
814 7243	27.51.083
815 3538	27.38.068
815 3538	27.38.074
815 9833	27.36.264
836 5759	27.36.013
895 212	39.21.422
895 213	27.21.443
951 6389	27.46.007
951 6785	27.45.015
951 9032	27.45.015
952 0277	27.38.222
952 0808	27.45.026
952 0833	27.45.026
952 2179	27.38.187
952 3945	27.41.342
B/HRK-5283	27.43.244
HRK-5283	27.43.244
KLK-3118	27.38.007

WEWELER	
15.978	27.31.381
16.436	27.31.394
4146	27.43.008
4272	27.51.027
503075	27.31.390
503076	27.31.390
509020	27.31.381
90 2022	27.31.381
90 2022-SP2	27.31.381
90 2023	27.31.381
90 2036	27.31.381
90 2194	27.31.389
D8K90 2398	27.31.394

YORK TEC	
507170	27.55.019
507172 cross	27.40.001
507172 cross	27.40.001

YORK TRAILERS	
506246 Y	27.36.331
506717	27.55.019
507170	27.55.019
507172 cross	27.40.001
508516	27.51.103
787803	27.51.052

ZORZI	
1.006.606	27.41.474
1.006.613	27.41.301
1.006.618	27.41.445