

GEELY







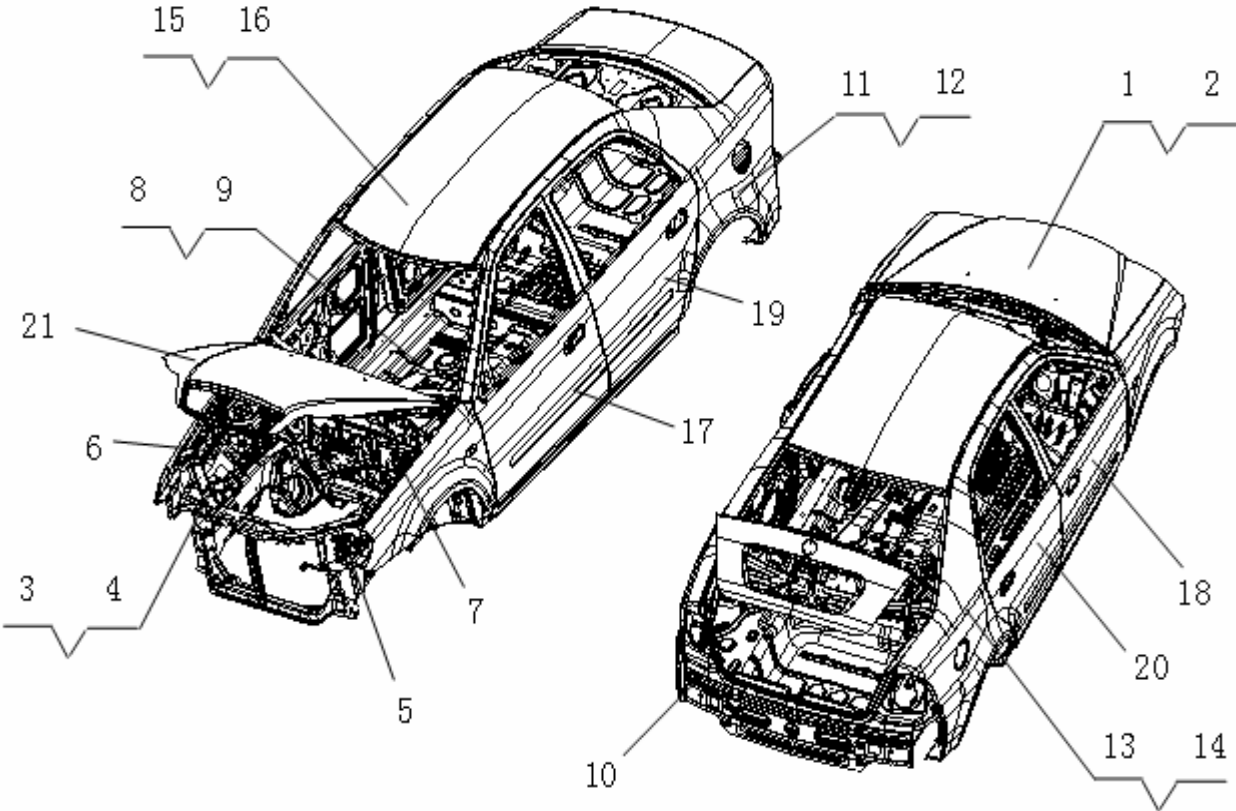
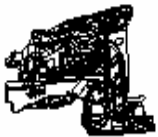





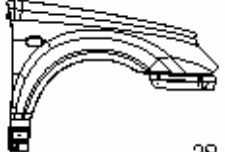
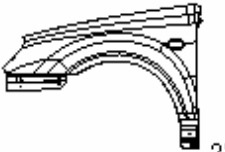





PARTS CATALOG

MINI

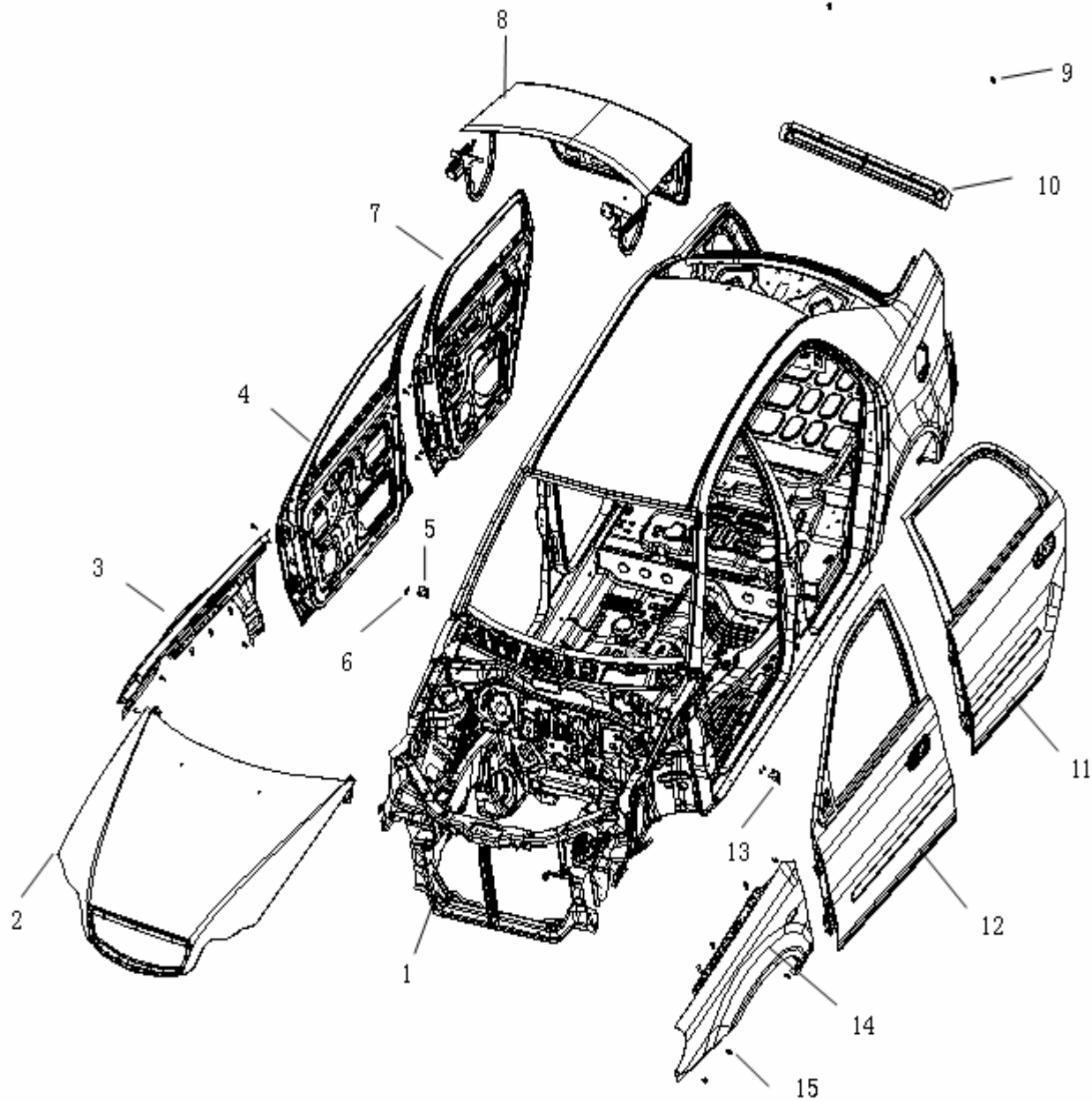


JULY 2008

PICTURE INDEX

| | | | | | | |
|---|--|--|---|--|---|--|
| <p>2000 BODY</p> | <p>2010 white body assy</p>  <p>1</p> | <p>2030 body assy</p>  <p>3</p> | <p>2050 engine room assy</p>  <p>5</p> | <p>2210 engine hood assy</p>  <p>21</p> | <p>2220 trunk door assy</p>  <p>22</p> | <p>2240 LF splash guard & front side rail assy</p>  <p>24</p> |
| |  | | | | | <p>2250 RF splash guard & front side rail assy</p>  <p>25</p> |
| | | | | | | <p>2110 left quarter assy</p>  <p>11</p> |
| <p>2290 rear floor assy</p>  <p>29</p> | | | | | | <p>2130 right quarter assy</p>  <p>13</p> |
| <p>2080 front floor assy</p>  <p>8</p> | | | | | | <p>2150 roof assy</p>  <p>15</p> |
| <p>2280 right fender assy</p>  <p>28</p> | <p>2270 left fender assy</p>  <p>27</p> | <p>2200 RR door assy</p>  <p>20</p> | <p>2190 LR door assy</p>  <p>19</p> | <p>2180 RF door assy</p>  <p>18</p> | <p>2170 LF door assy</p>  <p>17</p> | <p>2160 roof assy (with sunroof)</p>  <p>16</p> |

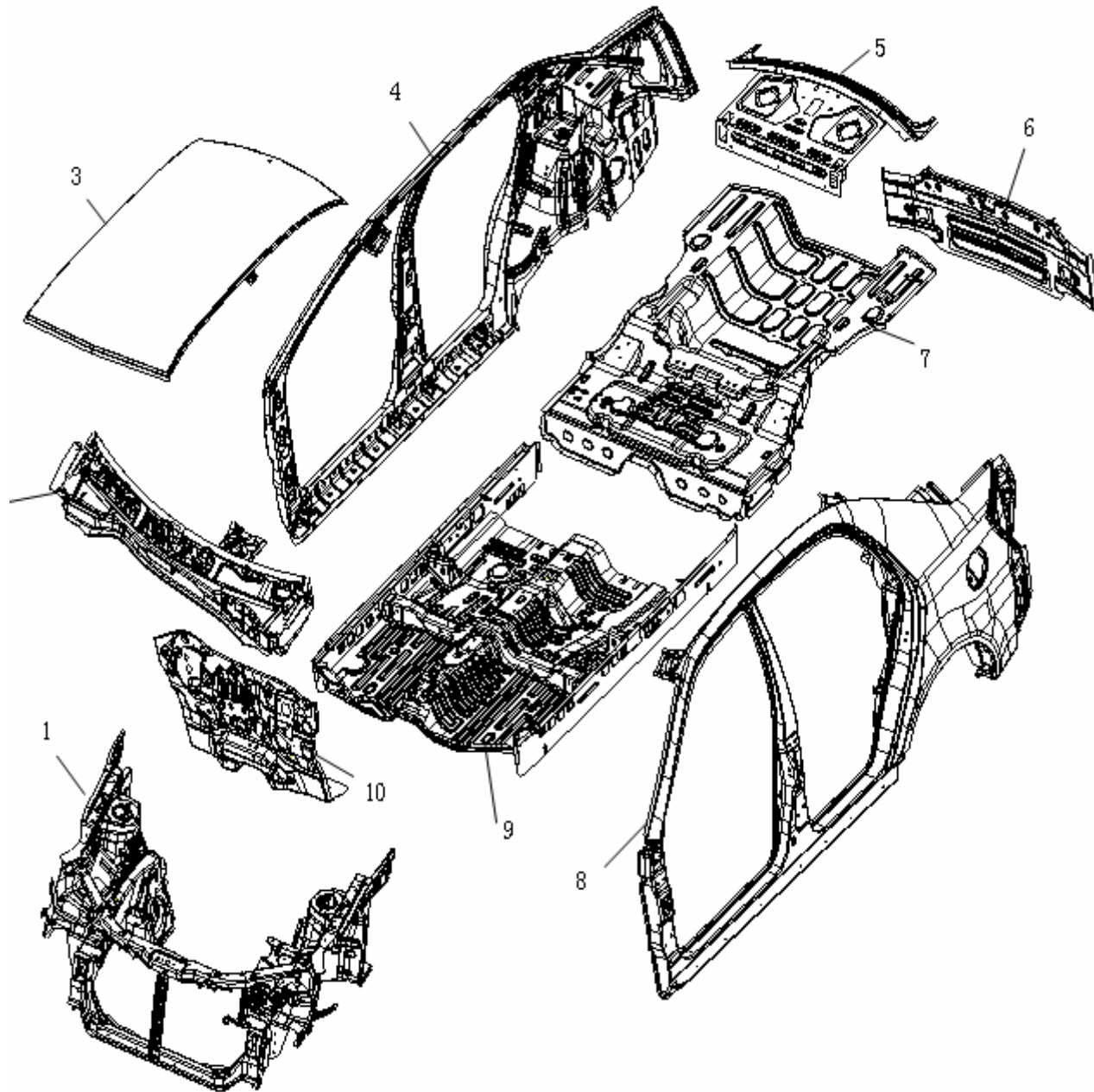
2010 BODY ASSY.



2010 BODY ASSY.

| NO. | PART NO. | DES. | QTY | REMARK | NO. | PART NO. | DES. | QTY | REMARK |
|-----|---------------|-----------------------------------|-----|---------------------|-----|----------|------|-----|--------|
| | | WHITE BODY ASSY. | 1 | | | | | | |
| 1 | 5010000180002 | BODY FRAME ASSY. | 1 | | | | | | |
| 2 | 8402010171001 | ENGINE HOOD ASSY. | 1 | | | | | | |
| | 8402010180001 | ENGINE HOOD ASSY. | 1 | RADIATOR FORWARD | | | | | |
| 3 | 1200159180001 | RIGHT WING ASSY. | 1 | | | | | | |
| 4 | 6101040180001 | RF DOOR ASSY. | 1 | | | | | | |
| 5 | | INSTRUMENT PANEL RL BRACKET ASSY. | 1 | | | | | | |
| 6 | Q1400612 | HEXAGON HEAD BOLT & WASHER ASSY. | 4 | | | | | | |
| 7 | 6201040180001 | RR DOOR ASSY. | 1 | | | | | | |
| 8 | 5604010171001 | TRUNK LID ASSY. | 1 | | | | | | |
| 9 | Q1840616 | HEXAGON FLANGE BOLT | 2 | | | | | | |
| 10 | | TRUNK COVER BRACKET | 1 | | | | | | |
| 11 | 6201030180001 | LR DOOR ASSY. | 1 | | | | | | |
| 12 | 6101030180001 | LF DOOR ASSY. | 1 | | | | | | |
| 13 | | INSTRUMENT PANEL LL BRACKET ASSY. | 1 | | | | | | |
| 14 | 1200158180001 | LEFT WING ASSY. | 1 | | | | | | |
| 15 | Q1840612 | HEXAGON FLANGE BOLT | 14 | | | | | | |

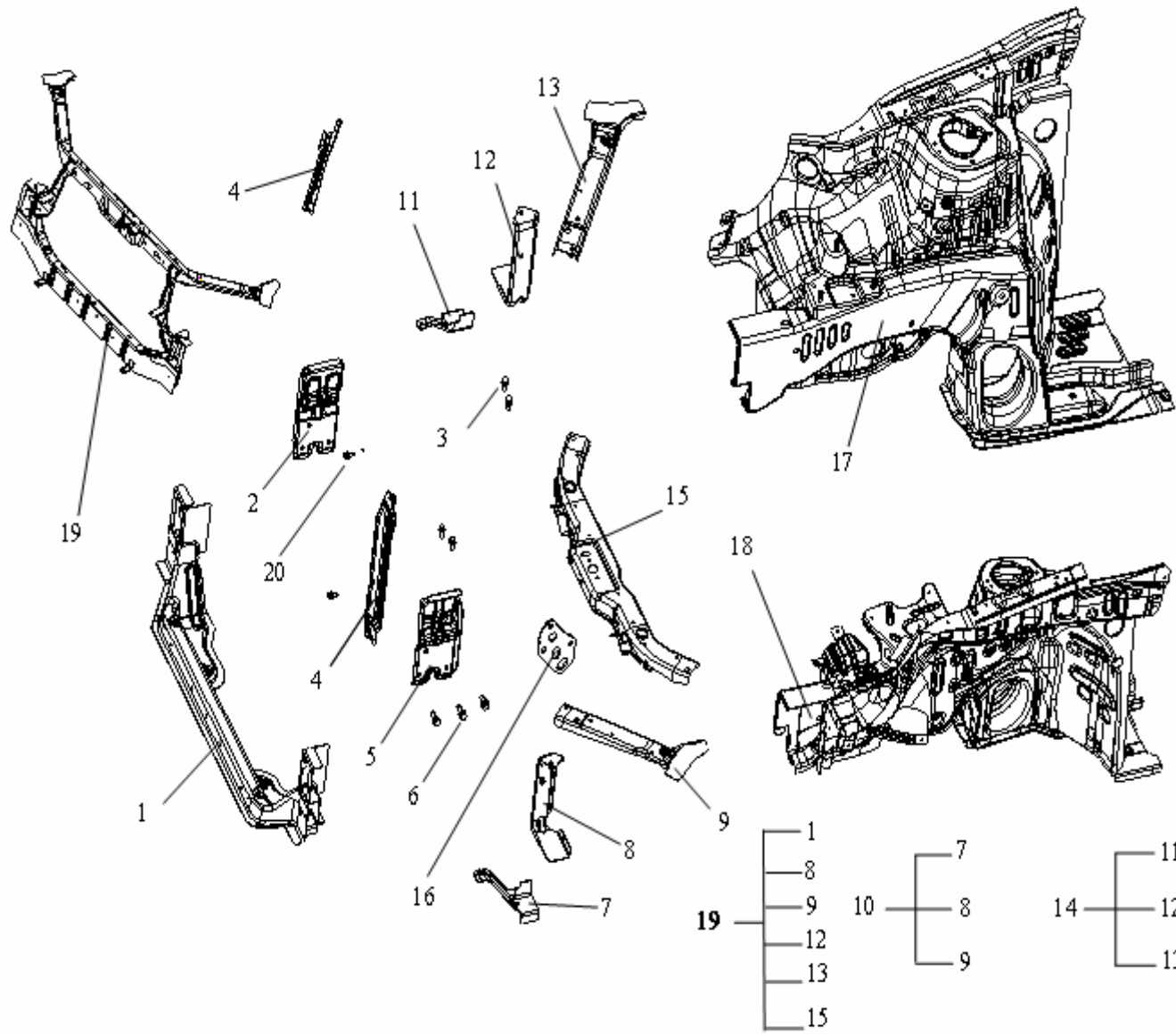
2020 BODY FRAME ASSY.



2020 BODY FRAME ASSY.

| NO. | PART NO. | DES. | QTY | REMARK | NO. | PART NO. | DES. | QTY | REMARK |
|-----|---------------|---|-----|---------------------|-----|----------|------|-----|--------|
| | | BODY FRAME ASSY. | 1 | | | | | | |
| 1 | | ENGINE COMPARTMENT ASSY. | 1 | | | | | | |
| 2 | 5301190180001 | COWL PANEL UPPER PART ASSY. | 1 | | | | | | |
| | 5301060171 | COWL PANEL BAFFLE PLATE & UPPER CROSS MEMBER ASSY. | 1 | | | | | | |
| 3 | 5701010171001 | ROOF SKIN ASSY. | 1 | | | | | | |
| 4 | 5401022180001 | RIGHT WALL ASSY. | 1 | | | | | | |
| 5 | 5609031180 | TRUNK COMPARTMENT BAFFLE PLATE ASSY. | 1 | | | | | | |
| 6 | 5601010171001 | REAR END PANEL ASSY. | 1 | | | | | | |
| 7 | 106201002001 | REAR FLOOR ASSY. | 1 | | | | | | |
| 8 | 5401011180001 | LEFT WALL ASSY. | 1 | | | | | | |
| 9 | 106201001801 | FRONT FLOOR ASSY. | 1 | | | | | | |
| 10 | 5301060171 | COWL PANEL BAFFLE PLATE & LOWER CROSS MEMBER ASSY. | 1 | RADIATOR FORWARD | | | | | |

2030 ENGINE COMPARTMENT ASSY.

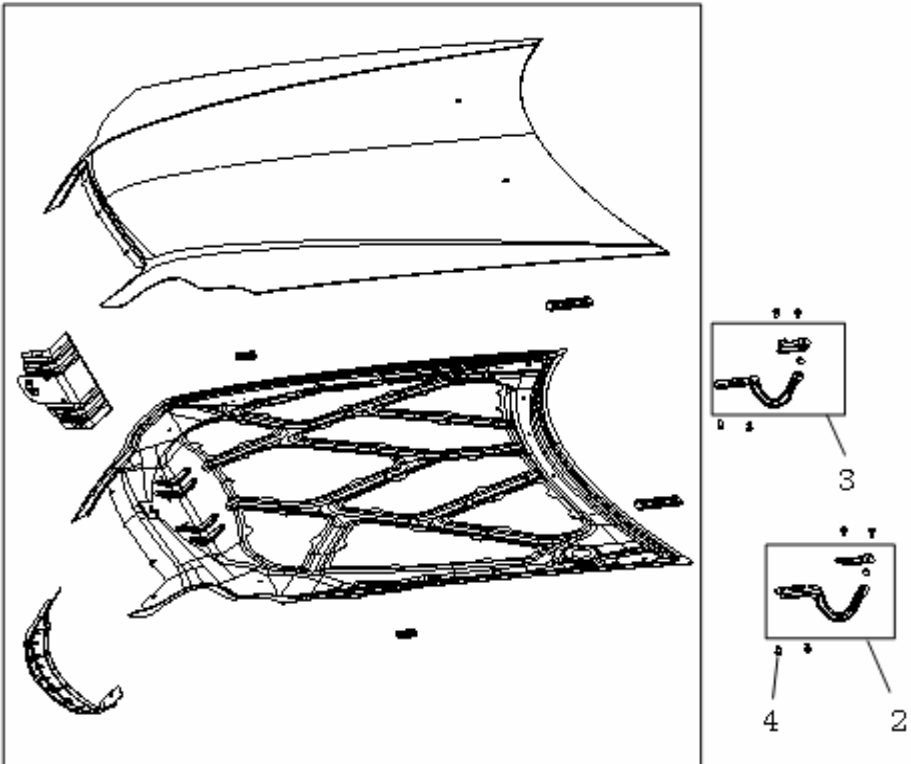


- | | | | |
|----|----|----|----|
| 19 | 1 | | |
| | 8 | | |
| | 9 | 10 | 7 |
| | 12 | | 8 |
| | 13 | | 9 |
| | 15 | | |
| | | | 11 |
| | | | 12 |
| | | | 13 |

2030 ENGINE COMPARTMENT ASSY.

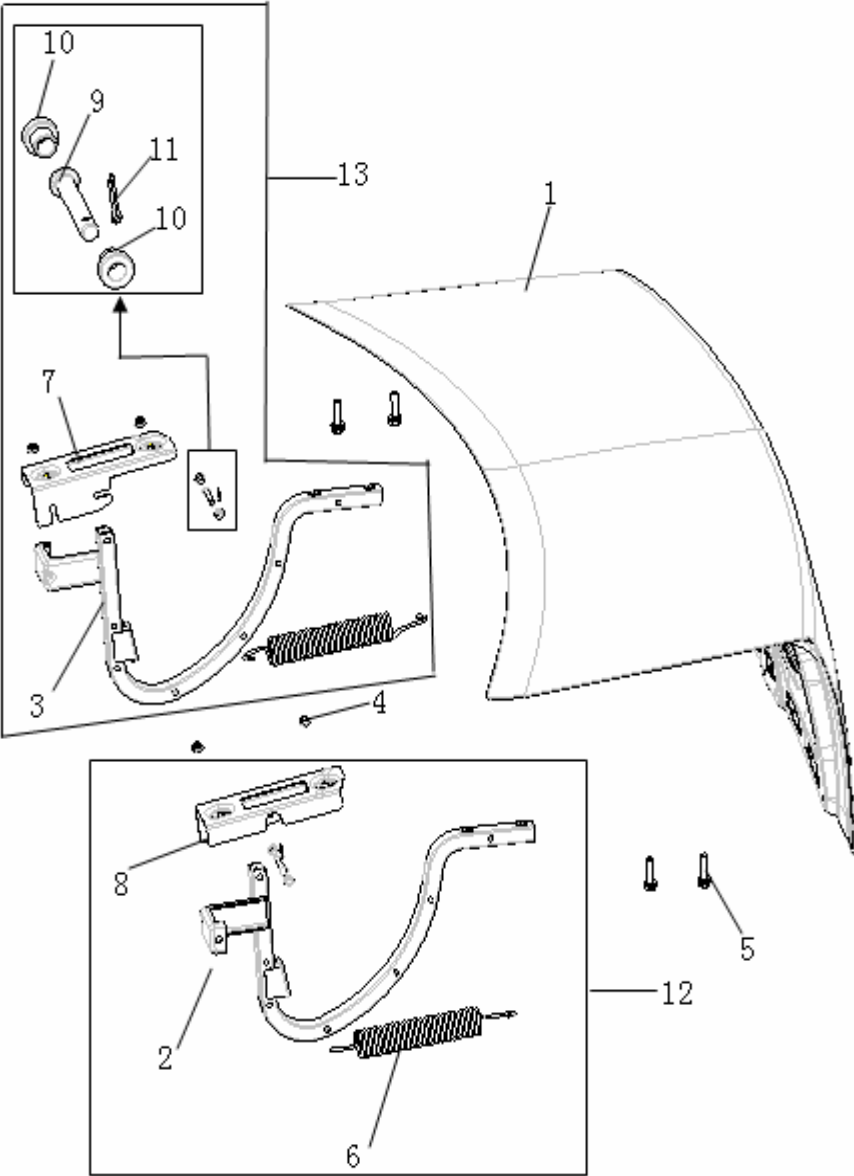
| NO. | PART NO. | DES. | QTY | REMARK | NO. | PART NO. | DES. | QTY | REMARK |
|-----|---------------|---|-----|------------------|-----|----------|------|-----|--------|
| | | ENGINE COMPARTMENT ASSY. | 1 | | | | | | |
| 1 | 8400480171001 | FRONT CROSS MEMBER ASSY. | 1 | | | | | | |
| | 8400480180001 | FRONT CROSS MEMBER ASSY. | 1 | RADIATOR FORWARD | | | | | |
| 2 | 101200290601 | FRONT CROSS MEMBER RIGHT BOARD | 1 | | | | | | |
| 3 | Q1460820 | HEXAGON HEAD BOLT & WASHER ASSY. | 4 | | | | | | |
| 4 | 8400691180 | ENGINE HOOD LOCK BRACKET ASSY. | 1 | | | | | | |
| | 1208385180 | ENGINE HOOD LOCK BRACKET ASSY. | 1 | RADIATOR FORWARD | | | | | |
| 5 | 101200290401 | FRONT CROSS MEMBER LEFT BOARD | 1 | | | | | | |
| 6 | JQ146C1030 | HEXAGON HEAD BOLT & WASHER ASSY. | 3 | | | | | | |
| 7 | | LF COMBINATION HEADLIGHT BRACKET NUT PLATE ASSY. | 1 | | | | | | |
| 8 | | ENGINE HOOD LF SUPPORT BRACKET ASSY. | 1 | | | | | | |
| 9 | | ENGINE HOOD LF SUPPORT SUB-ASSY. | 1 | | | | | | |
| 10 | | ENGINE HOOD LF SUPPORT ASSY. | 1 | | | | | | |
| 11 | | RF COMBINATION HEADLIGHT BRACKET NUT PLATE ASSY. | 1 | | | | | | |
| 12 | | ENGINE HOOD RF SUPPORT BRACKET ASSY. | 1 | | | | | | |
| 13 | | ENGINE HOOD RF SUPPORT SUB-ASSY. | 1 | | | | | | |
| 14 | | ENGINE HOOD RF SUPPORT ASSY. | 1 | | | | | | |
| 15 | 1018007901 | FRONT CROSS MEMBER UPPER PLATE ASSY. | 1 | | | | | | |
| 16 | | FRONT HOOK PLATE | 1 | | | | | | |
| 17 | 8400040180001 | RF SPLASH GUARD & FRONT SIDE RAIL ASSY. | 1 | | | | | | |
| 18 | 8400030180001 | LF SPLASH GUARD & FRONT SIDE RAIL ASSY. | 1 | | | | | | |
| 19 | 8400480171001 | RADIATOR BRACKET WITH LOWER CROSS MEMBER ASSY. | 1 | | | | | | |
| | 8400480180001 | RADIATOR BRACKET WITH LOWER CROSS MEMBER ASSY. | 1 | RADIATOR FORWARD | | | | | |
| 20 | Q1460820 | HEXAGON HEAD BOLT & WASHER ASSY. | 2 | | | | | | |

2040 ENGINE HOOD ASSY.

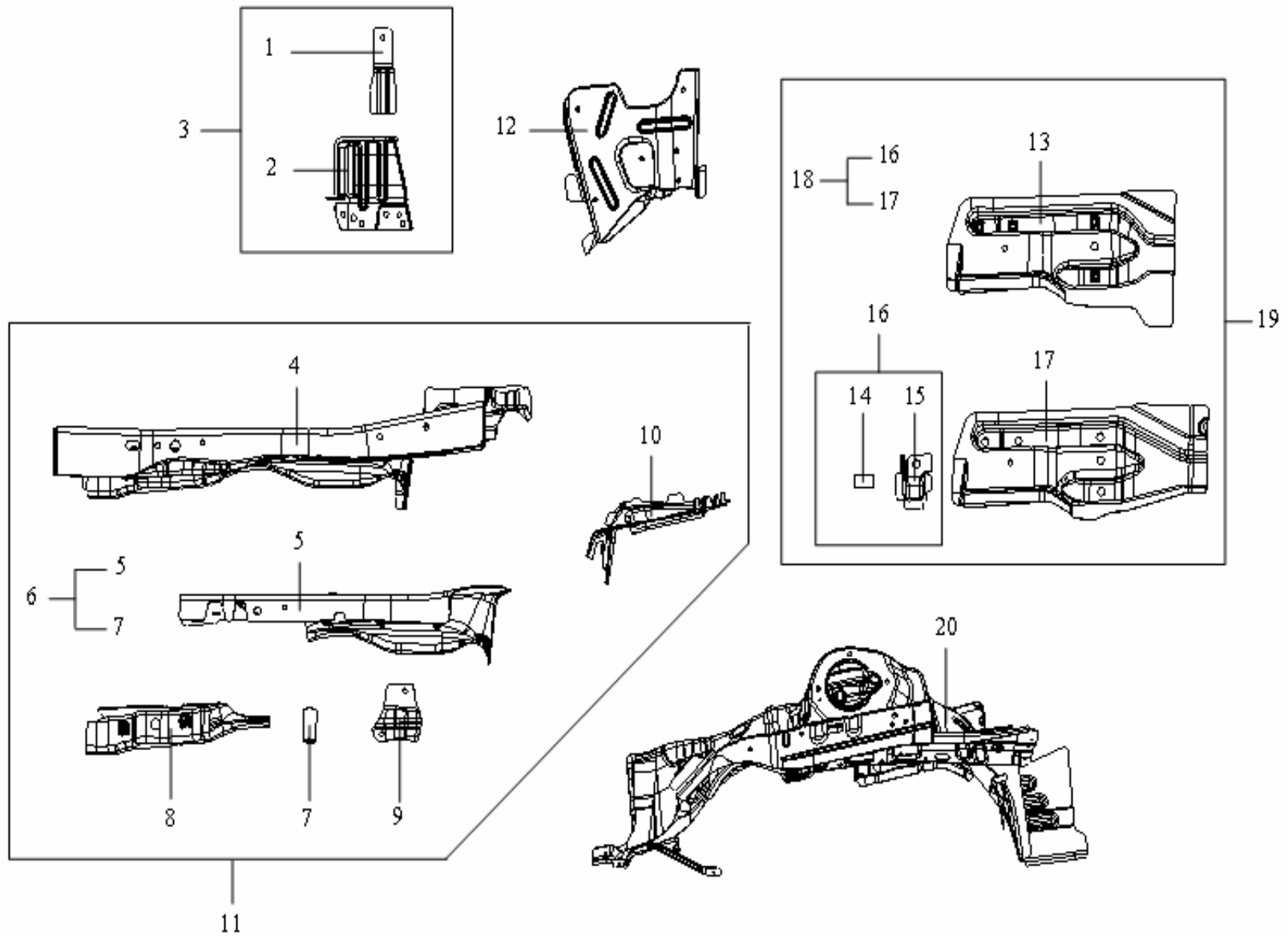
| | NO. | PART NO. | DES. | QTY | REMARK |
|--|-----|---------------|----------------------------------|-----|------------------|
|  <p style="text-align: center; margin-top: 20px;">1</p> | 1 | 8402010180001 | ENGINE HOOD ASSY. | 1 | |
| | | 8402010171001 | ENGINE HOOD FRAME ASSY. | 1 | RADIATOR FORWARD |
| | 2 | 8402070180 | ENGINE HOOD LEFT GEMEL ASSY. | 1 | |
| | 3 | 8402080180 | ENGINE HOOD RIGHT GEMEL ASSY. | 1 | |
| | 4 | Q1460617 | HEXAGON HEAD BOLT & WASHER ASSY. | 8 | |

2050 TRUNK LID ASSY.

| NO. | PART NO. | DES. | QTY | REMARK |
|-----|---------------|------------------------------------|-----|--------|
| | | TRUNK LID ASSY. | 1 | |
| 1 | 5604010171001 | TRUNK LID FRAME ASSY. | 1 | |
| 2 | | TRUNK LID RIGHT GEMEL SUB-ASSY. | 1 | |
| 3 | | TRUNK LID LEFT GEMEL SUB-ASSY. | 1 | |
| 4 | Q32007 | HEXAGON FLANGE NUT | 2 | |
| 5 | Q1460836 | HEXAGON HEAD BOLT & WASHER ASSY. | 2 | |
| 6 | 1203048180 | TRUNK LID SPRING | 2 | |
| 7 | 1012002742 | RIGHT GEMEL MOUNTING BRACKET ASSY. | 1 | |
| 8 | 1012002736 | LEFT GEMEL MOUNTING BRACKET ASSY. | 1 | |
| 9 | | PIN AXES | 2 | |
| 10 | | PIN SLEEVE | 2 | |
| 11 | Q5002013 | PLACKET PIN | 2 | |
| 12 | 5605030180 | TRUNK LID LEFT GEMEL ASSY. | 1 | |
| 13 | 5605040180 | TRUNK LID RIGHT GEMEL ASSY. | 1 | |



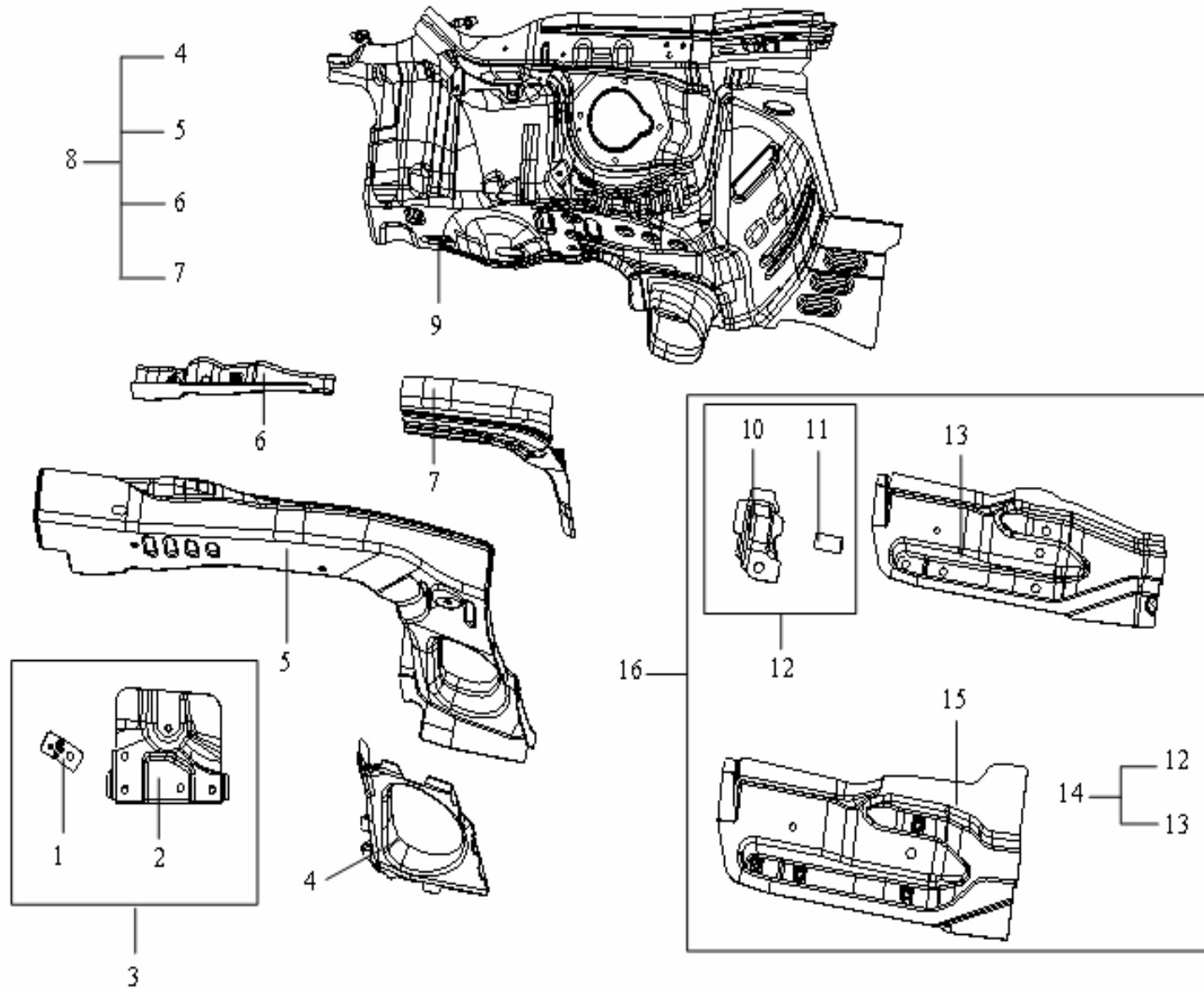
2060 LF SPLASH GUARD & FRT SIDE RAIL ASSY.



2060 LF SPLASH GUARD & FRT SIDE RAIL ASSY.

| NO. | PART NO. | DES. | QTY | REMARK | NO. | PART NO. | DES. | QTY | REMARK |
|-----|---------------|--|-----|--------|-----|----------|------|-----|--------|
| | 8400030180001 | LF SPLASH GUARD & FRT SIDE RAIL ASSY. | 1 | | | | | | |
| 1 | | WIRING HARNESS FIXING BRACKET ASSY. | 1 | | | | | | |
| 2 | | LEFT HANG SUPPORT | 1 | | | | | | |
| 3 | | LEFT HANG SUPPORT ASSY. | 1 | | | | | | |
| 4 | | LF SIDE RAIL SUB-ASSY. | 1 | | | | | | |
| 5 | | LF SIDE RAIL MIDDLE REINFORCEMENT SUB-ASSY. | 1 | | | | | | |
| 6 | | LF SIDE RAIL MIDDLE REINFORCEMENT ASSY. | 1 | | | | | | |
| 7 | | REINFORCEMENT PIN SLEEVE | 1 | | | | | | |
| 8 | | LF SIDE RAIL FRT REINFORCEMENT ASSY. | 1 | | | | | | |
| 9 | | BATTERY BRACKET FRT REINFORCEMENT ASSY. | 1 | | | | | | |
| 10 | | LF SIDE RAIL BOTTOM REINFORCEMENT BOARD | 1 | | | | | | |
| 11 | | LF SIDE GIRDER ASSY. | 1 | | | | | | |
| 12 | | BATTERY INSTALLATION BRACKET ASSY. | 1 | | | | | | |
| 13 | | LEFT LOWER TRAILING ARM MOUNTING BRACKET REINFORCEMENT ASSY. | 1 | | | | | | |
| 14 | 1014000504 | LEFT LOWER TRAILING ARM BUSH | 1 | | | | | | |
| 15 | | LEFT LOWER TRAILING ARM FIXING SEAT | 1 | | | | | | |
| 16 | | LEFT LOWER TRAILING ARM FIXING SEAT SUB-ASSY. | 1 | | | | | | |
| 17 | | LEFT LOWER TRAILING ARM SEAT | 1 | | | | | | |
| 18 | | LEFT LOWER TRAILING ARM MOUNTING SEAT SUB-ASSY. | 1 | | | | | | |
| 19 | 1205640180 | LEFT LOWER TRAILING ARM MOUNTING SEAT ASSY. | 1 | | | | | | |
| 20 | 1802540180 | LF SPLASH GUARD ASSY. | 1 | | | | | | |

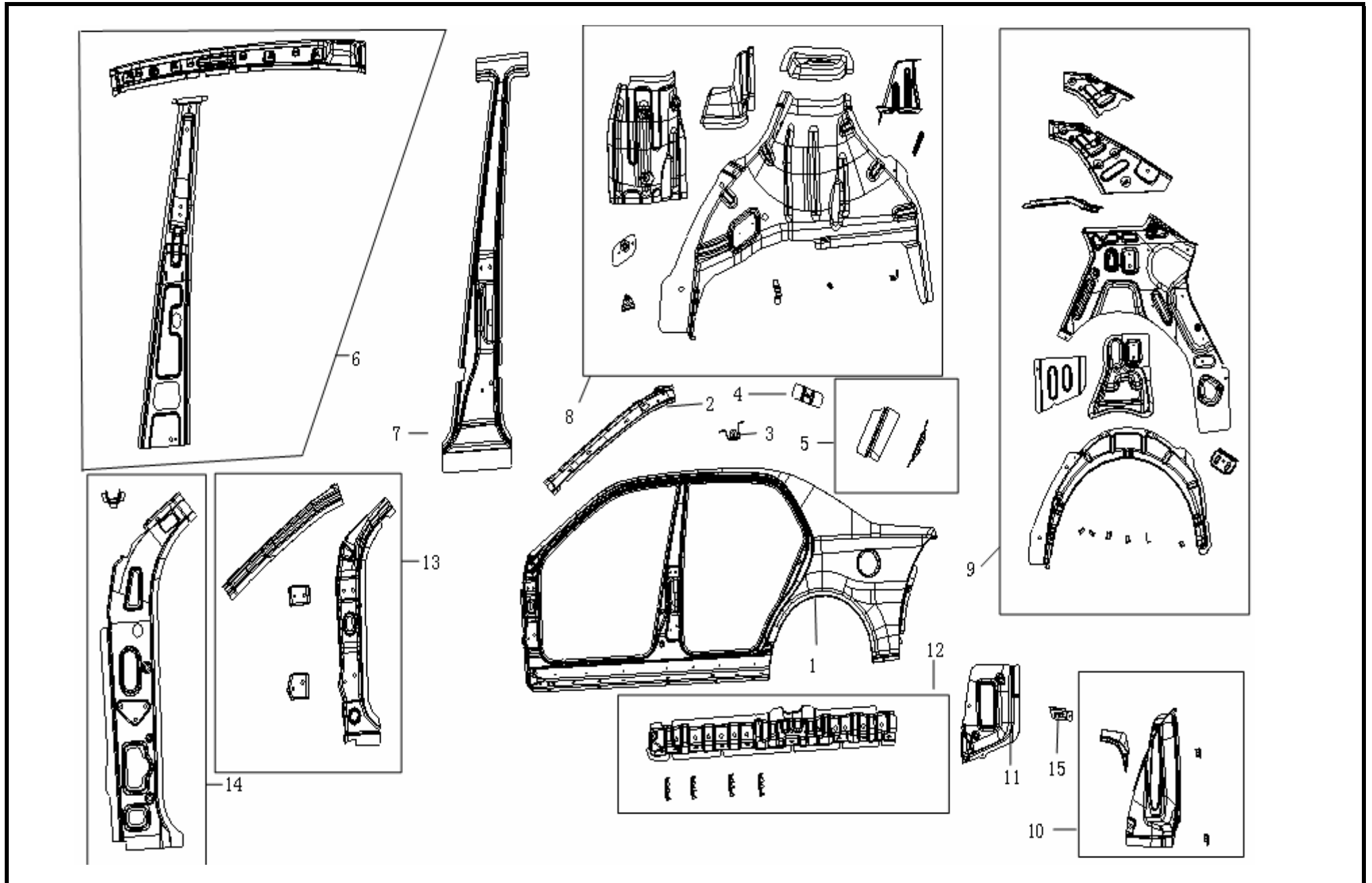
2070 RF SPLASH GUARD & FRT SIDE RAIL ASSY.



2070 RF SPLASH GUARD & FRT SIDE RAIL ASSY.

| NO. | PART NO. | DES. | QTY | REMARK | NO. | PART NO. | DES. | QTY | REMARK |
|-----|------------|---|-----|--------|-----|----------|------|-----|--------|
| | | RF SPLASH GUARD & FRT SIDE RAIL ASSY. | 1 | | | | | | |
| 1 | | RELAY MOUNTING BRACKET ASSY. | 1 | | | | | | |
| 2 | | ENGINE MOUNTING BRACKET SUB-ASSY. | 1 | | | | | | |
| 3 | 1201665180 | ENGINE MOUNTING BRACKET ASSY. | 1 | | | | | | |
| 4 | | RF SIDE RAIL BOTTOM REINFORCEMENT | 1 | | | | | | |
| 5 | | RF SIDE RAIL | 1 | | | | | | |
| 6 | | RF SIDE RAIL MIDDLE REINFORCEMENT | 1 | | | | | | |
| 7 | | RF SIDE RAIL FRONT REINFORCEMENT ASSY. | 1 | | | | | | |
| 8 | | RF SIDE RAIL ASSY. | 1 | | | | | | |
| 9 | 1802541180 | RF SPLASH GUARD ASSY. | 1 | | | | | | |
| 10 | | RIGHT LOWER TRAILING ARM FIXING SEAT | 1 | | | | | | |
| 11 | 1014000504 | RIGHT LOWER TRAILING ARM BUSH | 1 | | | | | | |
| 12 | | RIGHT LOWER TRAILING ARM FIXING SEAT SUB-ASSY. | 1 | | | | | | |
| 13 | | RIGHT LOWER TRAILING ARM MOUNTING SEAT | 1 | | | | | | |
| 14 | | RIGHT LOWER TRAILING ARM MOUNTING SEAT SUB-ASSY. | 1 | | | | | | |
| 15 | | RIGHT LOWER TRAILING ARM MOUNTING SEAT REINFORCEMENT ASSY. | 1 | | | | | | |
| 16 | 1205647180 | RIGHT LOWER TRAILING ARM MOUNTING SEAT ASSY. | 1 | | | | | | |

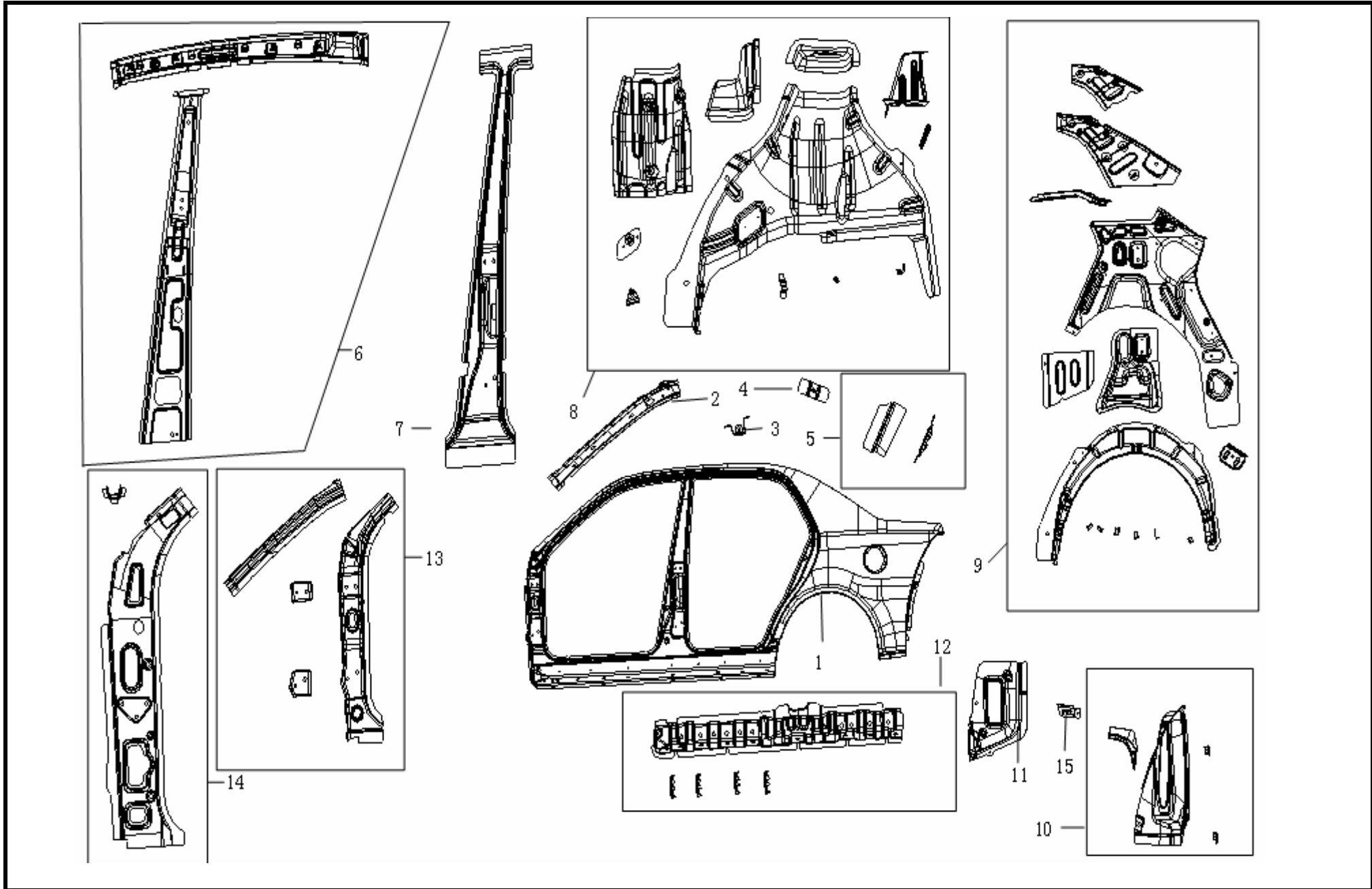
2080 LEFT WALL ASSY.



2080 LEFT WALL ASSY.

| NO. | PART NO. | DES. | QTY | REMARK | NO. | PART NO. | DES. | QTY | REMARK |
|-----|---------------|---|-----|--------|-----|----------|------|-----|--------|
| | 5401011180001 | LEFT WALL ASSY. | 1 | | | | | | |
| 1 | | LEFT WALL OUTER PANEL | 1 | | | | | | |
| 2 | 1012002648 | LEFT UPPER SIDE RAIL FRONT PART INNER BOARD | 1 | | | | | | |
| | 1012002618 | LEFT UPPER SIDE RAIL CENTER PART INNER BOARD | 1 | | | | | | |
| 3 | 5401350180 | REAR BUMPER LEFT FIXING BRACKET ASSY. | 1 | | | | | | |
| 4 | | WING MOUNTING NUT PLATE ASSY. | 1 | | | | | | |
| 5 | | LR DOOR LOCK BUCKLE REINFORCEMENT ASSY. | 1 | | | | | | |
| 6 | | LEFT UPPER SIDE RAIL INNER BOARD ASSY. | 1 | | | | | | |
| 7 | | CENTER PILLAR OUTER REINFORCEMENT ASSY.LH | 1 | | | | | | |
| | 5401031180 | CENTER PILLAR INNER BOARD .LH | 1 | | | | | | |
| 8 | 1012002637 | LR WHEEL COVER INNER BOARD ASSY. | 1 | | | | | | |
| 9 | 1012002631 | LEFT WALL REAR PART INNER BOARD & WHEEL COVER ASSY. | 1 | | | | | | |
| 10 | 5401710180001 | LR COMBINATION TAILLIGHT MOUNTING PLATE ASSY. | 1 | | | | | | |
| 11 | | LR WALL OUTER PANEL LOWER PART | 1 | | | | | | |
| 12 | | LEFT DOORFRAME LOWER SIDE RAIL REINFORCEMENT ASSY. | 1 | | | | | | |
| | 5101120001002 | LEFT LOWER SIDE RAIL INNER BOARD | 1 | | | | | | |
| 13 | | LF PILLAR OUTER PANEL REINFORCEMENT ASSY. | 1 | | | | | | |
| 14 | 106201002501 | LF PILLAR INNER BOARD ASSY. | 1 | | | | | | |
| 15 | | LEFT PULL SPRING SEAT | 1 | | | | | | |

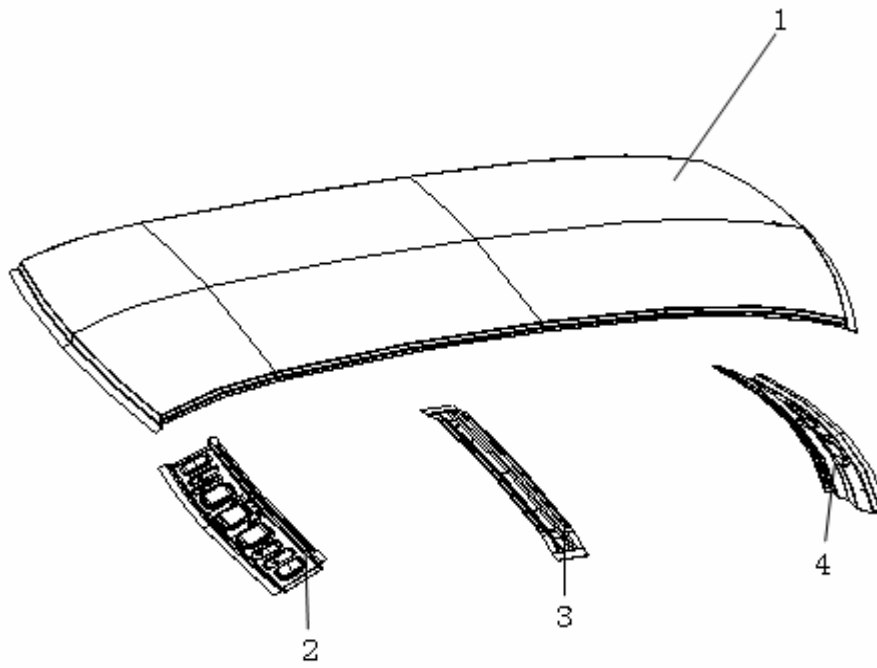
2090 RIGHT WALL ASSY.



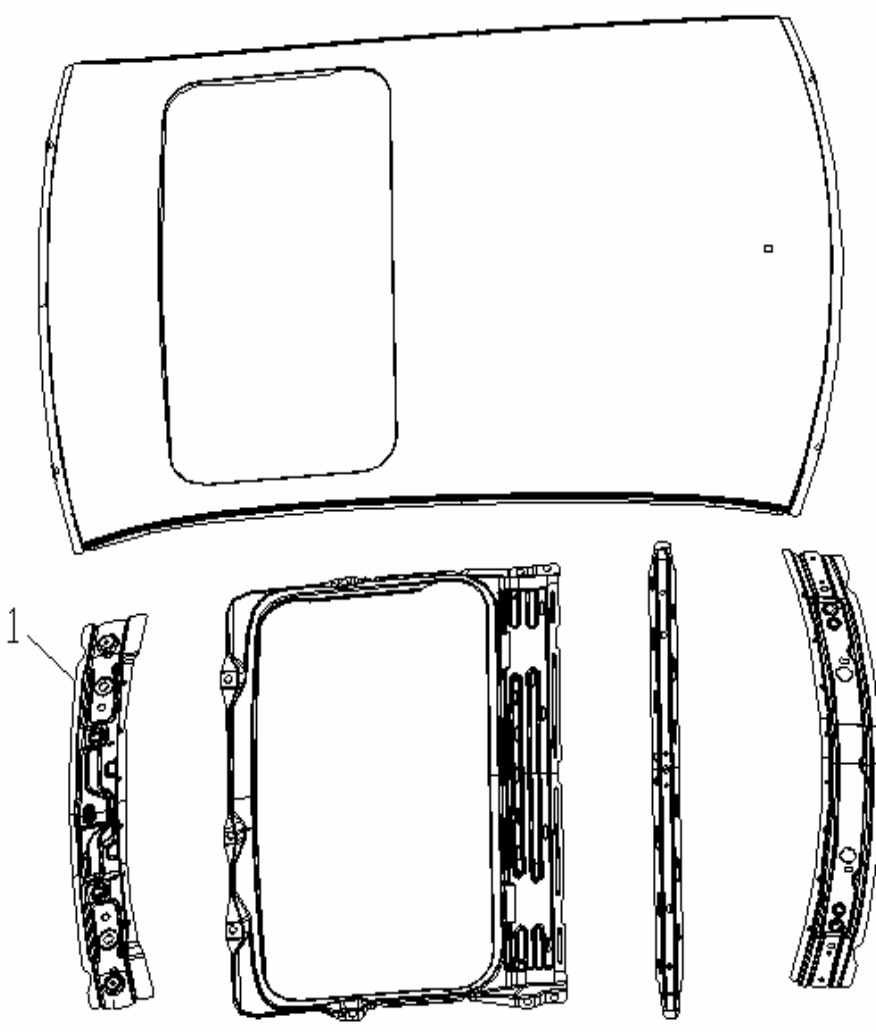
2090 RIGHT WALL ASSY.

| NO. | PART NO. | DES. | QTY | REMARK | NO. | PART NO. | DES. | QTY | REMARK |
|-----|---------------|--|-----|--------|-----|----------|------|-----|--------|
| | 5401022180001 | RIGHT WALL ASSY. | 1 | | | | | | |
| 1 | 5401022180001 | RIGHT WALL OUTER PANEL | 1 | | | | | | |
| 2 | 1012002708 | RIGHT UPPER SIDE RAIL FRONT PART INNER BOARD | 1 | | | | | | |
| | 1012002689 | RIGHT UPPER SIDE RAIL CENERT PART INNER BOARD | 1 | | | | | | |
| 3 | 5401360180 | REAR BUMPER RIGHT FIXING BRACKET ASSY. | 1 | | | | | | |
| 4 | | WING MOUNTING NUT PLATE ASSY. | 1 | | | | | | |
| 5 | | RR DOOR LOCK BUCKLE REINFORCEMENT ASSY. | 1 | | | | | | |
| 6 | | RIGHT UPPER SIDE RAIL INNER BOARD ASSY. | 1 | | | | | | |
| 7 | | CENTER PILLAR OUTER PANEL REINFORCEMENT ASSY.RH | 1 | | | | | | |
| | 1012002685 | CENTER PILLAR INNER BOARD .RH | 1 | | | | | | |
| 8 | 1012002706 | RR WHEEL COVER INNER BOARD ASSY. | 1 | | | | | | |
| 9 | | RIGHT WALL REAR PART INNER BOARD & WHEEL COVER ASSY. | 1 | | | | | | |
| 10 | 5401720180001 | RR COMBINATION TAILLIGHT MOUNTING PLATE ASSY. | 1 | | | | | | |
| 11 | | RIGHT PULL SPRING SEAT | 1 | | | | | | |
| 12 | | RIGHT DOORFRAME LOWER SIDE RAIL REINFORCEMENT ASSY. | 1 | | | | | | |
| 13 | | RF PILLAR OUTER PANEL REINFORCEMENT ASSY. | 1 | | | | | | |
| 14 | 106201002601 | RF PILLAR INNER BOARD ASSY. | 1 | | | | | | |
| 15 | | RR WALL OUTER PANEL LOWER PART | 1 | | | | | | |

2100 ROOF SKIN ASSY.

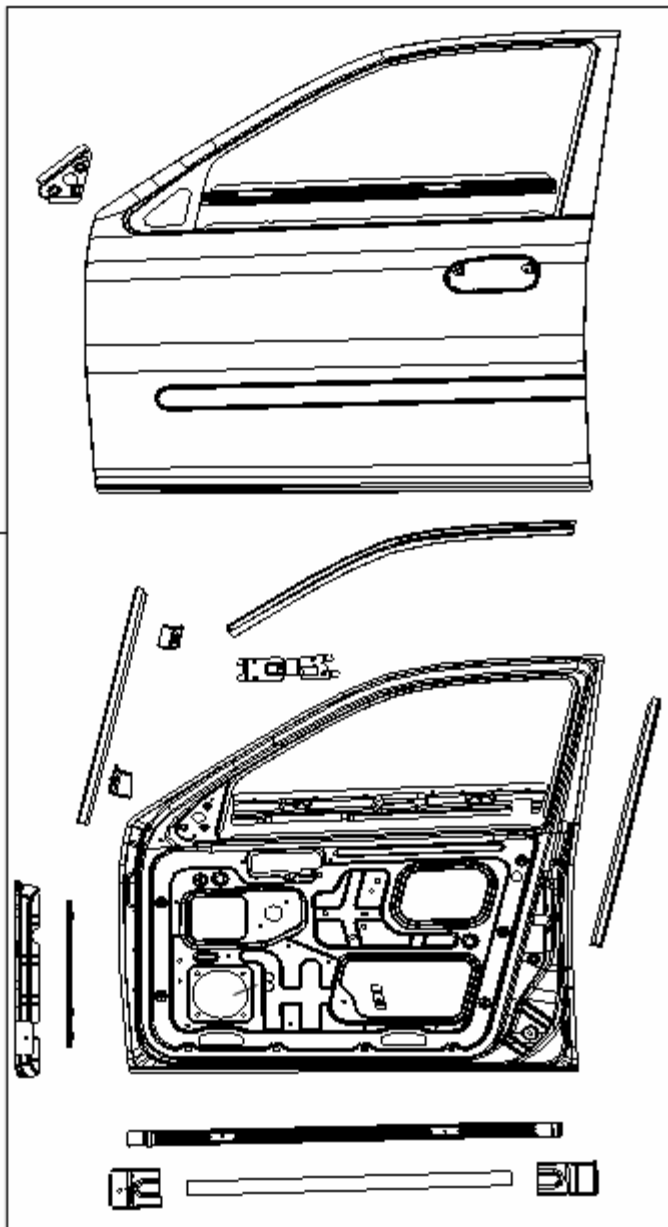
| | NO. | PART NO. | DES. | QTY | REMARK |
|---|-----|---------------|------------------------------------|-----|--------|
|  | | 5701010171001 | ROOF SKIN ASSY. | 1 | |
| | 1 | 101200275001 | ROOF SKIN OUTER PANEL | 1 | |
| | 2 | 101200275301 | ROOF SKIN FRONT CROSS MEMBER ASSY. | 1 | |
| | 3 | 101200275101 | ROOF SKIN MIDDLE CROSS MEMBER | 1 | |
| | 4 | 101200275201 | ROOF SKIN REAR CROSS MEMBER | 1 | |

2110 ROOF SKIN FRONT CROSS MEMBER SUB-ASSY.

| | NO. | PART NO. | DES. | QTY | REMARK |
|---|-----|------------|------------------------------------|-----|--------|
|  | 1 | 5701021180 | ROOF SKIN FRONT CROSS MEMBER ASSY. | 1 | |
| | | 5701021180 | ROOF SKIN FRONT CROSS MEMBER | 1 | |
| | | | JOINTING SQUARE NUT | 4 | |

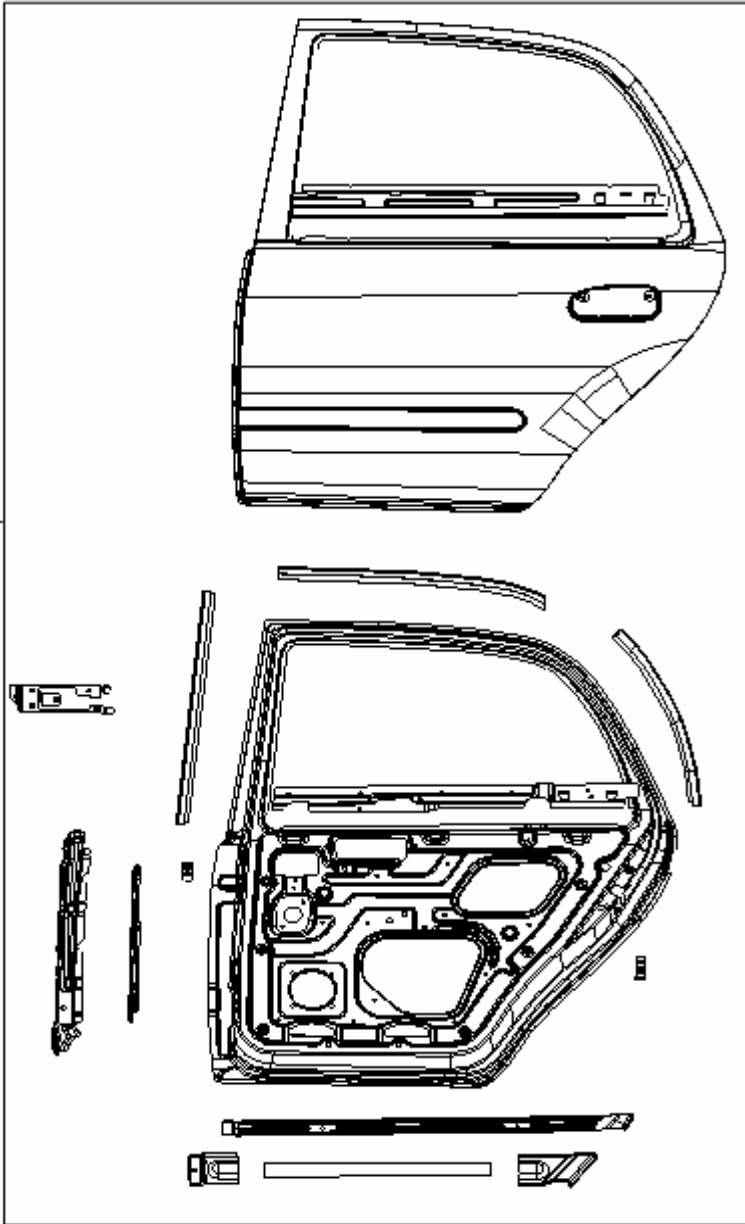
2120 LF DOOR ASSY.

| NO. | PART NO. | DES. | QTY | REMARK |
|-----|----------------|--------------------------------|-----|--------|
| | | LF DOOR ASSY. | 1 | |
| 1 | | LF DOORFRAME ASSY. | 1 | |
| 2 | 1201026180 | LF DOOR UPPER GEMEL ASSY. | 1 | |
| 3 | 1201036180 | LF DOOR LOWER GEMEL ASSY. | 1 | |
| 4 | 51201150180-01 | DOOR GEMEL MOUNTING BOLT M8x25 | 6 | |
| 5 | 51201151180 | DOOR GEMEL MOUNTING BOLT M8x20 | 1 | |



2130 LR DOOR ASSY.

| NO. | PART NO. | DES. | QTY | REMARK |
|-----|----------------|--------------------------------|-----|--------|
| | | LR DOOR ASSY. | 1 | |
| 1 | | LR DOORFRAME ASSY. | 1 | |
| 2 | 1201026180 | LR DOOR UPPER GEMEL ASSY. | 1 | |
| 3 | 1201067180 | LR DOOR LOWER GEMEL ASSY. | 1 | |
| 4 | 51201150180-01 | DOOR GEMEL MOUNTING BOLT M8x25 | 6 | |
| 5 | 51201151180 | DOOR GEMEL MOUNTING BOLT M8x20 | 1 | |



1 —

2

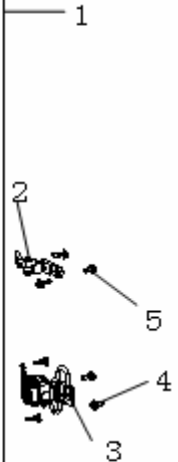
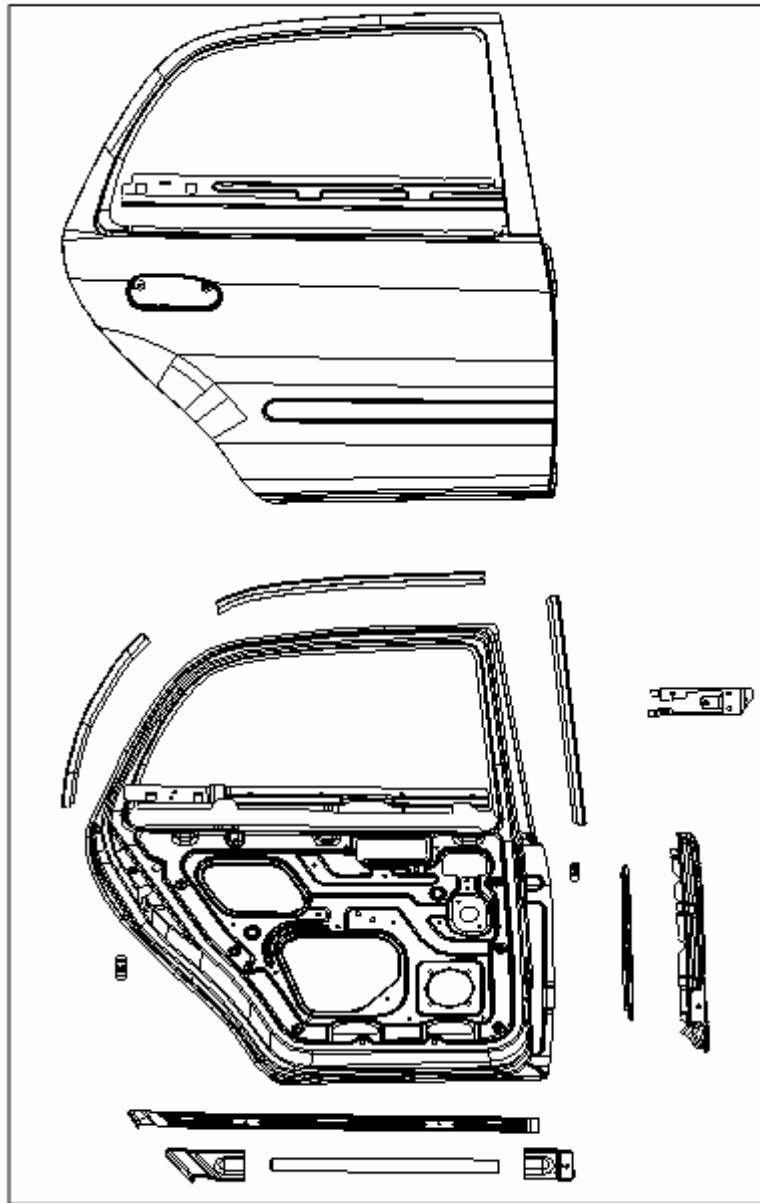
3

4

5

2140 RR DOOR ASSY.

| NO. | PART NO. | DES. | QTY | REMARK |
|-----|----------------|--------------------------------|-----|--------|
| | | RR DOOR ASSY. | 1 | |
| 1 | | RR DOORFRAME ASSY. | 1 | |
| 2 | 1201033180 | RR DOOR UPPER GEMEL ASSY. | 1 | |
| 3 | 1201063180 | RR DOOR LOWER GEMEL ASSY. | 1 | |
| 4 | 51201150180-01 | DOOR GEMEL MOUNTING BOLT M8x25 | 6 | |
| 5 | 51201151180 | DOOR GEMEL MOUNTING BOLT M8x20 | 1 | |



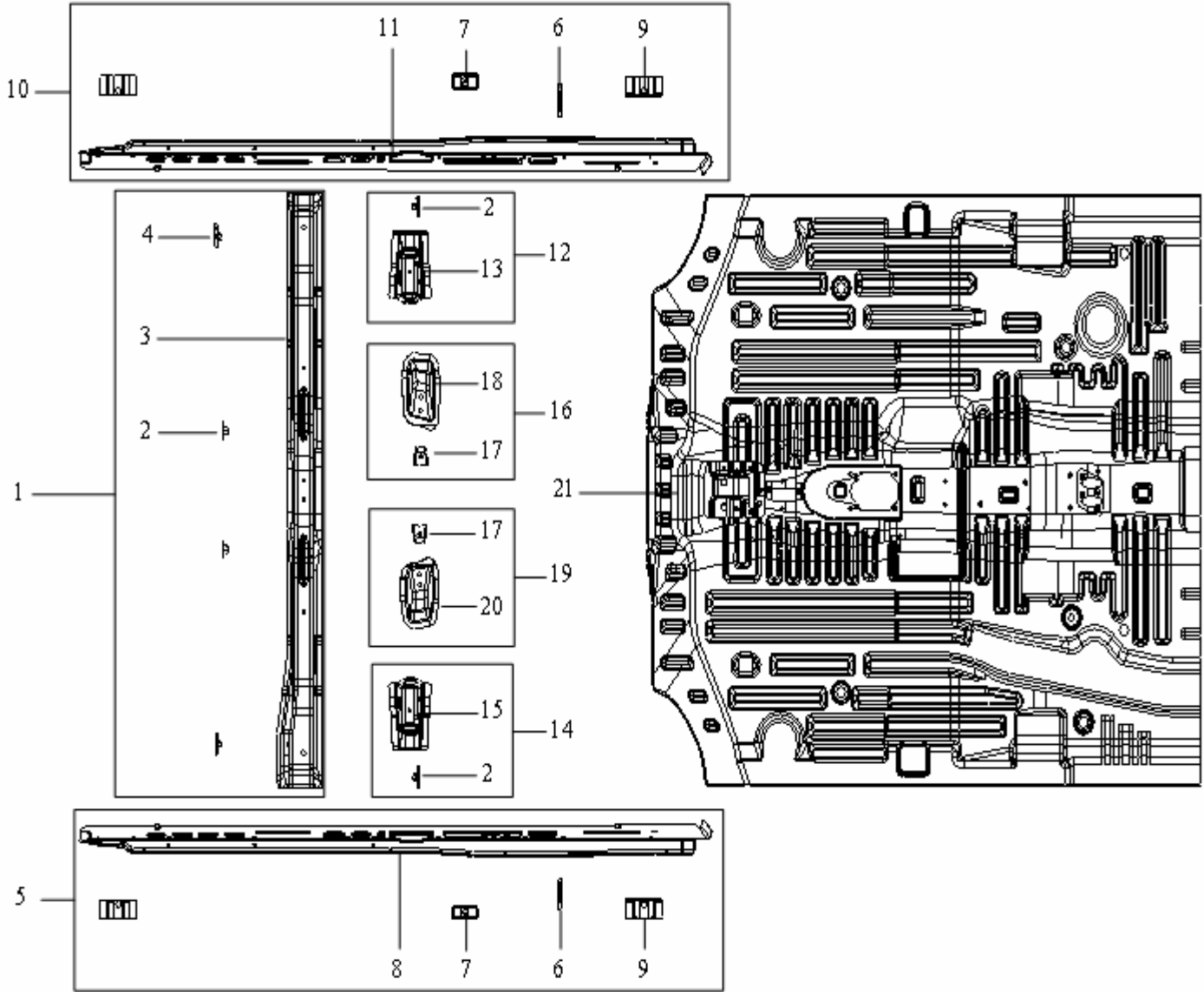
2150 RF DOOR ASSY.

| | NO. | PART NO. | DES. | QTY | REMARK |
|--|-----|----------------|--------------------------------|-----|--------|
| | 1 | | RF DOOR ASSY. | 1 | |
| | 2 | 1201033180 | RF DOOR UPPER GEMEL ASSY. | 1 | |
| | 3 | 1201054180 | RF DOOR UPPER GEMEL ASSY. | 1 | |
| | 4 | 51201150180-01 | DOOR GEMEL MOUNTING BOLT M8x25 | 6 | |
| | 5 | 51201151180 | DOOR GEMEL MOUNTING BOLT M8x20 | 1 | |

2160 WING ASSY.

| | NO. | PART NO. | DES. | QTY | REMARK |
|--|-----|---------------|---|-----|--------|
| | 1 | 1200158180001 | LEFT WING | 1 | |
| | | 1200159180001 | RIGHT WING | 1 | |
| | 2 | 1200160180 | FRONT BUMPER LEFT MOUNTING BOARD ASSY. | 1 | |
| | | 1200163180 | FRONT BUMPER RIGHT MOUNTING BOARD ASSY. | 1 | |

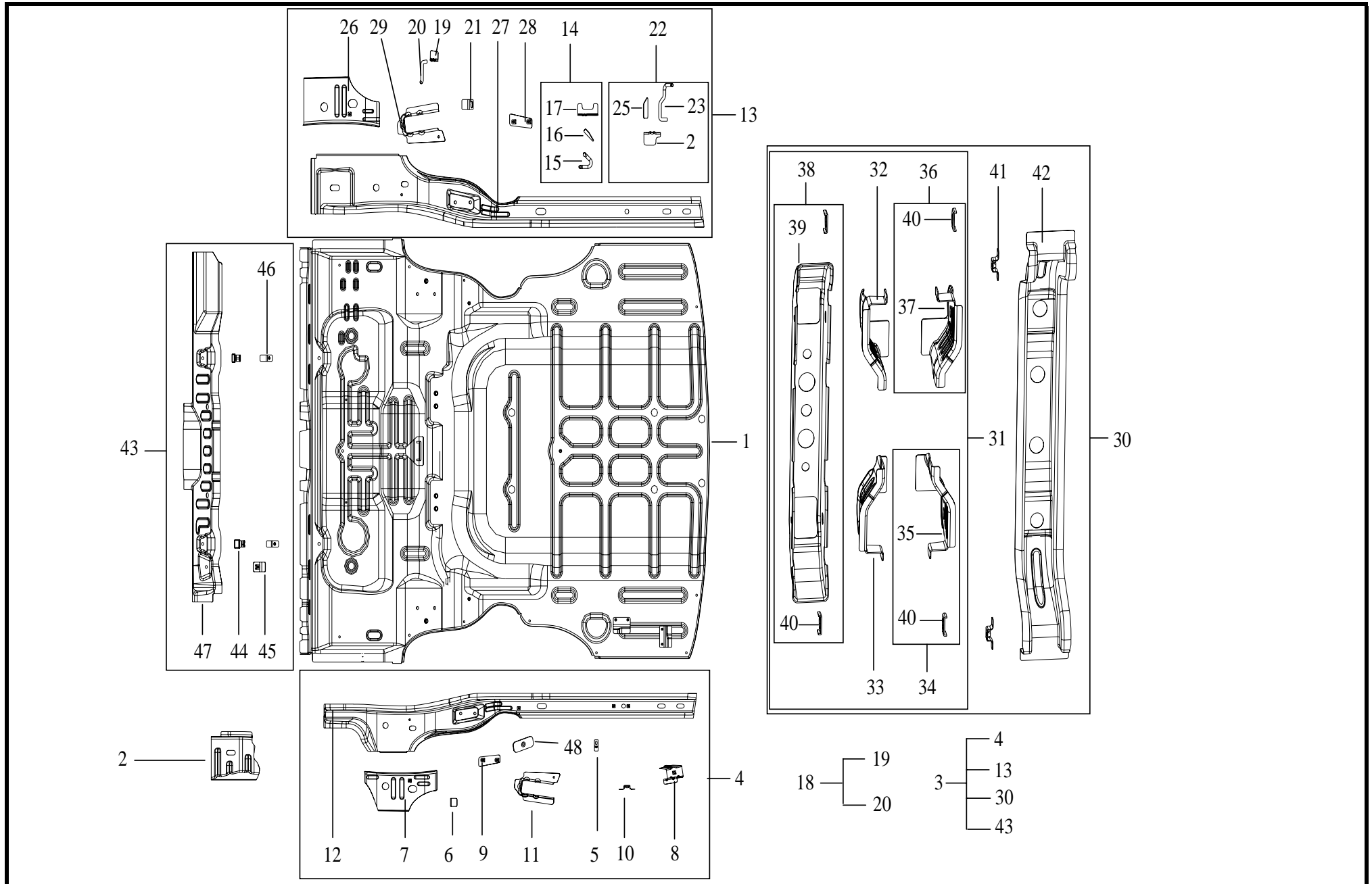
2170 FRONT FLOOR ASSY.



2170 FRONT FLOOR ASSY.

| NO. | PART NO. | DES. | QTY | REMARK | NO. | PART NO. | DES. | QTY | REMARK |
|-----|--------------|---|-----|--------|-----|----------|------|-----|--------|
| | 106201001801 | FRONT FLOOR ASSY. | 1 | | | | | | |
| 1 | | FRONT FLOOR CROSS MEMBER ASSY. | 1 | | | | | | |
| 2 | | SEAT NUT PLATE ASSY. | 5 | | | | | | |
| 3 | | FRONT FLOOR CROSS MEMBER SUB-ASSY. | 1 | | | | | | |
| 4 | | RF SEAT NUT PLATE ASSY. | 1 | | | | | | |
| 5 | 106201002301 | LEFT DOORFRAME LOWER SIDE RAIL INNER BOARD ASSY. | 1 | | | | | | |
| 6 | | NIP | 2 | | | | | | |
| 7 | | FRT SEAT SAFETY BELT RETRACTOR MOUNTING NUT PLATE ASSY. | 2 | | | | | | |
| 8 | | LEFT DOORFRAME UPPER SIDE RAIL INNER BOARD | 1 | | | | | | |
| 9 | | BODY SUPPORT BOARD | 4 | | | | | | |
| 10 | 106201002401 | RIGHT DOORFRAME LOWER SIDE RAIL INNER BOARD ASSY. | 1 | | | | | | |
| 11 | | RIGHT DOORFRAME LOWER SIDE RAIL INNER BOARD | 1 | | | | | | |
| 12 | | RF SEAT RIGHT SLIP RAIL REAR BRACKET ASSY. | 1 | | | | | | |
| 13 | | RF SEAT RIGHT SLIP RAIL REAR BRACKET | 1 | | | | | | |
| 14 | | LF SEAT LEFT SLIP RAIL REAR BRACKET ASSY. | 1 | | | | | | |
| 15 | | LF SEAT LEFT SLIP RAIL REAR BRACKET | 1 | | | | | | |
| 16 | | RF SEAT LEFT SLIP RAIL REAR BRACKET ASSY. | 1 | | | | | | |
| 17 | | NUT PLATE ASSY. | 2 | | | | | | |
| 18 | | RF SEAT LEFT SLIP RAIL REAR BRACKET | 1 | | | | | | |
| 19 | | LF SEAT RIGHT SLIP RAIL REAR BRACKET ASSY. | 1 | | | | | | |
| 20 | | LF SEAT RIGHT SLIP RAIL REAR BRACKET | 1 | | | | | | |
| 21 | | FRONT FLOOR SUB-ASSY. | 1 | | | | | | |

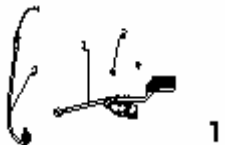






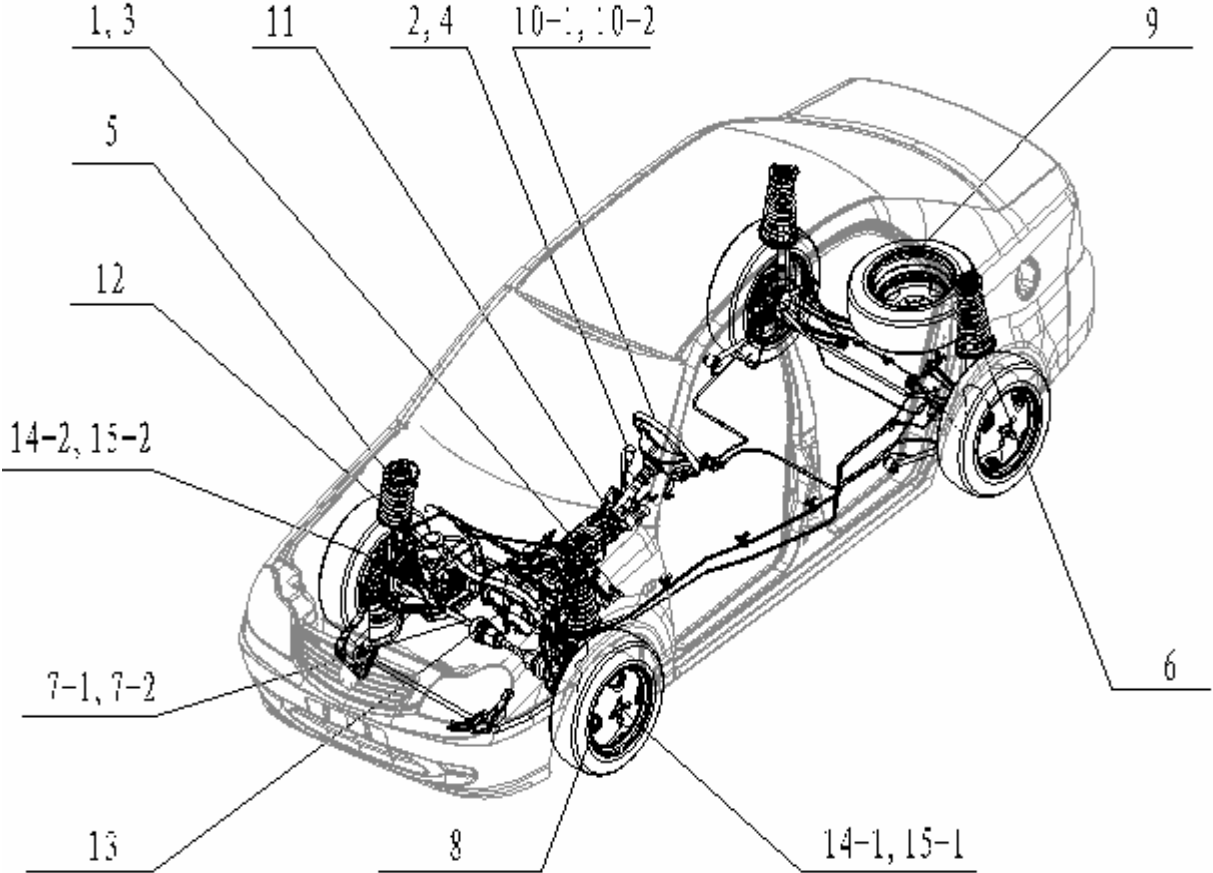








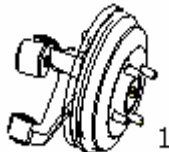
2180 REAR FLOOR ASSY.



2180 REAR FLOOR ASSY.

| NO. | PART NO. | DES. | QTY | REMARK | NO. | PART NO. | DES. | QTY | REMARK |
|-----|--------------|---|-----|--------|-----|------------|--|-----|--------|
| | 106201002001 | REAR FLOOR ASSY. | 1 | | 25 | | REAR MUFFLER RIGHT HOOK REINFORCEMENT | 1 | |
| 1 | | REAR FLOOR FRAME ASSY. | 1 | | 26 | | RIGHT VERTICAL PULL ROD SEAT REINFORCEMENT ASSY. | 1 | |
| 2 | | REAR FLOOR LEFT CARLING REINFORCEMENT | 1 | | 27 | | REAR FLOOR RIGHT CARLING | 1 | |
| 3 | | REAR FLOOR GIRDER FRAME ASSY. | 1 | | 28 | | REAR STABILIZER BARFIXING SEAT REINFORCEMENT ASSY. | 1 | |
| 4 | | REAR FLOOR LEFT CARLING ASSY. | 1 | | 29 | | VERTICAL PULL ROD RIGHT SEAT | 1 | |
| 5 | | GASONLINE TANK 3# VENT-PIPE BRACKET | 1 | | 30 | | REAR FLOOR 2# CROSS MEMBER ASSY. | 1 | |
| 6 | | REAR BRAKE HOSE BRACKET | 1 | | 31 | 5101461180 | REAR FLOOR 2# CROSS MEMBER LOWER PLATE ASSY. | 1 | |
| 7 | | LEFT VERTICAL PULL ROD SEAT REINFORCEMENT ASSY. | 1 | | 32 | | RIGHT 1# TRAILING ARM BRACKET | 1 | |
| 8 | | GASONLINE TANK LR BRACKET ASSY. | 1 | | 33 | | LEFT 1# TRAILING ARM BRACKET | 1 | |
| 9 | | LR STABILIZER BAR FIXING SEAT REINFORCEMENT ASSY. | 1 | | 34 | | LEFT 2# TRAILING ARM BRACKET ASSY. | 1 | |
| 10 | | REAR FLOOR BRAKE PIPE BRACKET ASSY. | 1 | | 35 | | LEFT 2# TRAILING ARM BRACKET | 1 | |
| 11 | | VERTICAL PULL ROD LEFT SEAT | 1 | | 36 | | RIGHT 2# TRAILING ARM BRACKET ASSY. | 1 | |
| 12 | | REAR FLOOR LEFT CARLING ASSY. | 1 | | 37 | | RIGHT 2# TRAILING ARM BRACKET | 1 | |
| 13 | | REAR FLOOR RIGHT CARLING ASSY. | 1 | | 38 | | REAR FLOOR 2# CROSS MEMBER LOWER PLATE SUB-ASSY. | 1 | |
| 14 | | REAR MUFFLER LEFT HOOK ASSY. | 1 | | 39 | | REAR FLOOR 2# CROSS MEMBER LOWER PLATE | 1 | |
| 15 | | REAR MUFFLER LEFT HOOK | 1 | | 40 | | WHEEL TOE ADJUSTABLE STOPPER | 4 | |
| 16 | | REAR MUFFLER LEFT HOOK REINFORCEMENT | 1 | | 41 | | REAR FLOOR BRAKE PIPE BRACKET ASSY. | 2 | |
| 17 | | REAR MUFFLER LEFT HOOK REBER | 1 | | 42 | | REAR FLOOR 2# CROSS MEMBER UPPER PLATE | 1 | |
| 18 | | FRONT MUFFLER REAR HOOK ASSY. | 1 | | 43 | | REAR FLOOR 1# CROSS MEMBER ASSY. | 1 | |
| 19 | | FRONT MUFFLER REAR HOOK FIXING BOARD | 1 | | 44 | | PARKING BRAKE CABLE CLIP | 2 | |
| 20 | | FRONT MUFFLER REAR HOOK | 1 | | 45 | | GASONLINE TANK LF BRACKET NUT PLATE ASSY. | 1 | |
| 21 | | REAR BRAKE PIPE BRACKET | 1 | | 46 | | REAR SEAT LOWER FIXING NUT PLATE ASSY. | 2 | |
| 22 | | REAR MUFFLER RIGHT HOOK ASSY. | 1 | | 47 | | REAR FLOOR 1# CROSS MEMBER | 1 | |
| 23 | | REAR MUFFLER RIGHT HOOK | 1 | | 48 | | CONTROL CABLE MOUNTING NUT PLATE ASSY. | 1 | |
| 24 | | REAR MUFFLER RIGHT HOOK REBAR | 1 | | | | | | |

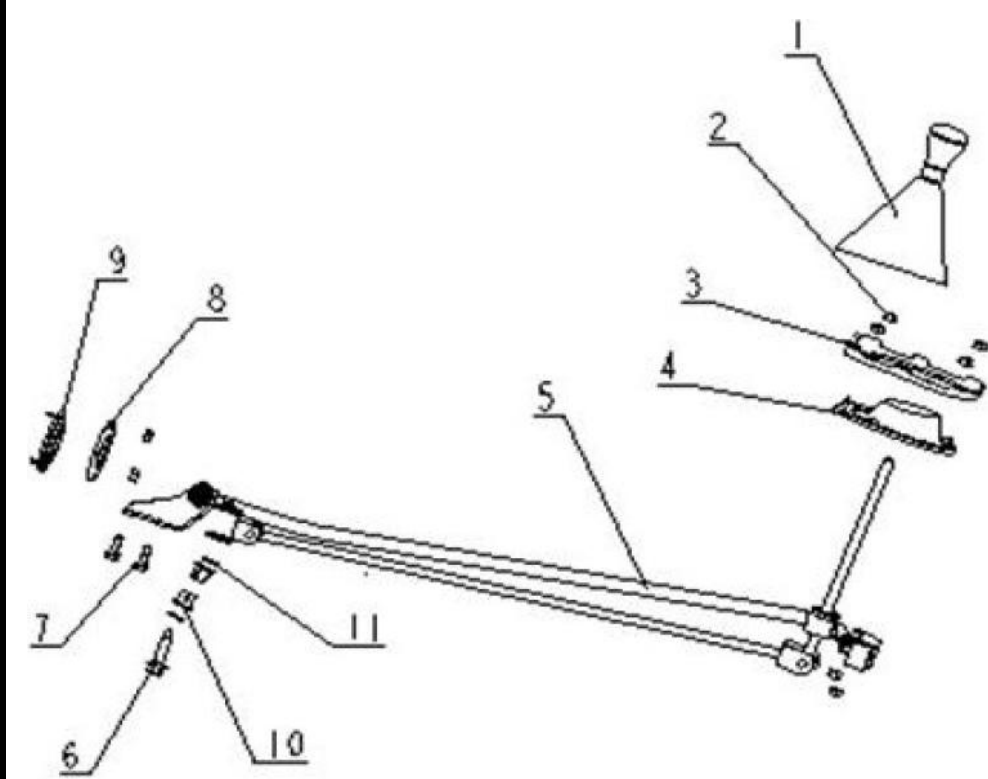
PICTURE INDEX

| | | | | | | |
|--|---|---|---|--|--|---|
| <p>4000 CHASSIS</p> | <p>4010 Accelerator pedal and its device</p>  <p>1</p> | <p>4020 Shift control device</p>  <p>2</p> | <p>4030 Clutch control mechanism assy.</p>  <p>3</p> | <p>4040 Auto shift control device</p>  <p>4</p> | <p>4050 Front suspension device</p>  <p>5</p> | <p>4060 Rear suspension device</p>  <p>6</p> |
| <p>4200 Parking brake control mechanism</p>  <p>20</p> |  | | | | | <p>4070 Constant velocity drive shaft</p>  <p>7</p> |
| <p>4190 Brake oil pipe</p>  <p>19</p> | | | | | | <p>4080 Wheel device</p>  <p>8</p> |
| <p>4170 Clutch & bracket pedal assy</p>  <p>17</p> | | | | | | <p>4100-1 Steering wheel assy</p>  <p>10-1</p> |
| <p>4160 Right steering knuckle & frt wheel hub</p>  <p>16-2</p> | | | | | | <p>4110 Steering driving device (hydraulic boost)</p>  <p>11</p> |
| <p>4160 Left steering knuckle & frt wheel hub</p>  <p>16-1</p> | | | | | | <p>4150-2 Right axle head and brake assemblies</p>  <p>15-2</p> |

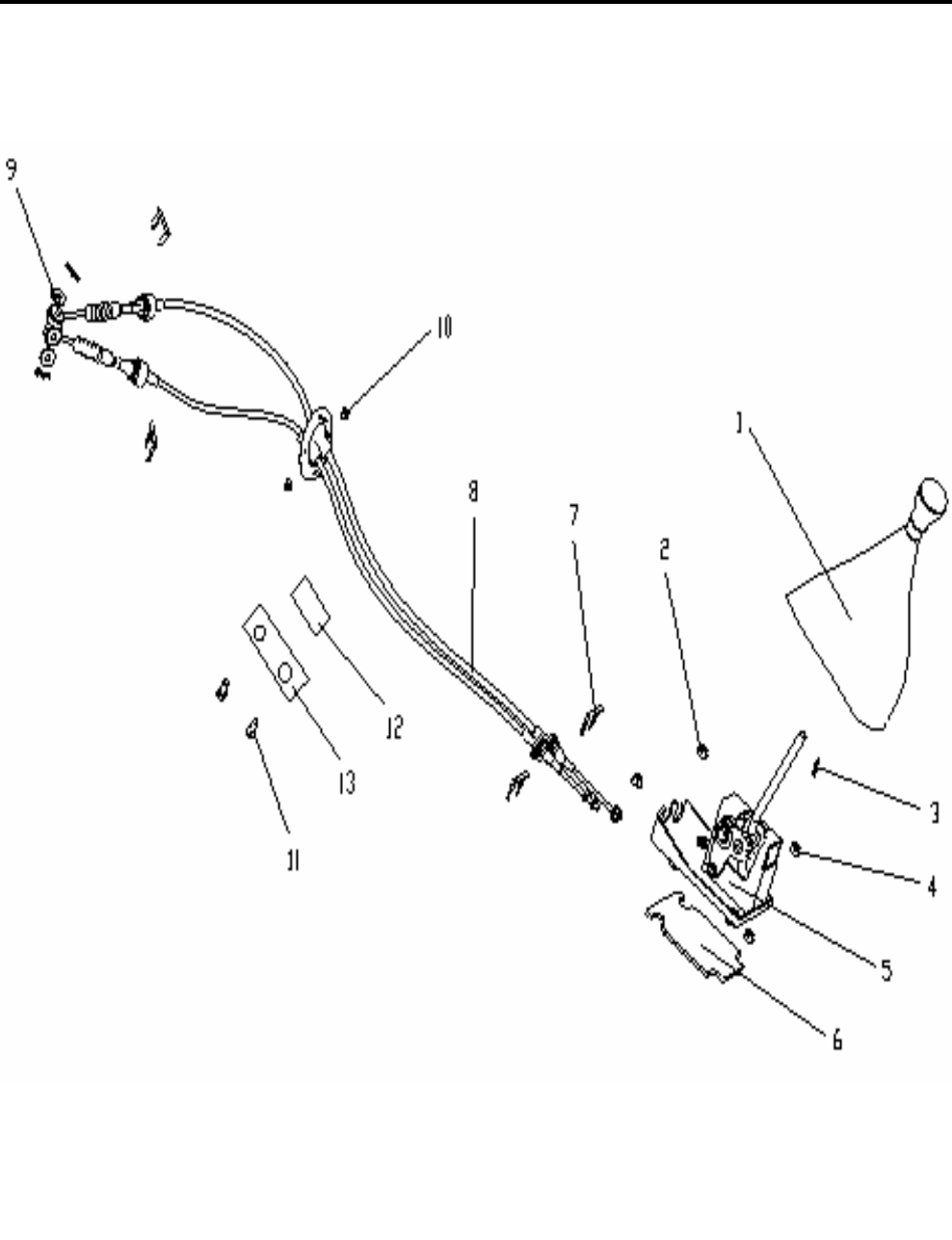
4010 ACCELERATOR PEDAL ASSY.

| | NO. | PART NO. | DES. | QTY | REMARK |
|--|-----|------------|-----------------------------------|-----|--------|
| | | | ACCELERATOR PEDAL ASSY. | 1 | |
| | 1 | 1402382180 | ACCELERATOR PEDAL & BRACKET ASSY. | 1 | |
| | 2 | | HEXAGON HEAD BOLT & WASHER ASSY. | 2 | |
| | 3 | 1402383180 | ACCELEROGRAPH CABLE ASSY. | 1 | |

4020 TRANSMISSION CONTROL ASSY. (S110)

| | NO. | PART NO. | DES. | QTY | REMARK |
|--|-----|------------|---------------------------------------|-----|--------|
|  <p>The diagram shows an exploded view of the transmission control assembly. Callout 1 points to the gearshift handle with dust boot assembly. Callout 2 points to the dust boot cover plate. Callout 3 points to the dust boot cover plate. Callout 4 points to the grommet-dust-proof hood. Callout 5 points to the gearshift control lever. Callout 6 points to a pin. Callout 7 points to a bush. Callout 8 points to a bush. Callout 9 points to a bush. Callout 10 points to a bush. Callout 11 points to a bush.</p> | 1 | 1402298180 | TRANSMISSION CONTROL ASSY. | 1 | |
| | 1 | 1402298180 | GEARSHIFT HANDLE WITH DUST BOOT ASSY. | 1 | |
| | 3 | 1402300180 | DUST BOOT COVER PLATE | 1 | |
| | 4 | 1402301180 | GROMMET-DUST-PROOF HOOD | 1 | |
| | 5 | 1402297180 | GEARSHIFT CONTROL LEVER | 1 | |

4030 TRANSMISSION CONTROL ASSY. (S160)

| | NO. | PART NO. | DES. | QTY | REMARK |
|---|-----|------------|--|-----|--------|
|  | 1 | 1402298180 | TRANSMISSION CONTROL ASSY. GEAR HANDLE WITH DUST BOOT ASSY. | 1 | BLACK |
| | 2 | | HEXAGON FLANGE NUT | 4 | |
| | 3 | | LOCKPIN | 3 | |
| | 4 | | WASHER | 1 | |
| | 5 | 1402294180 | MANUAL GEARSHIFT ASSY. | 1 | |
| | 6 | 1400674180 | SHIFT HANDLE WITH COVER ASSY. | 1 | |
| | 7 | 1402329180 | "E" TYPE CLIP | 4 | |
| | 8 | 1402295180 | CONTROL CABLE ASSY. | 1 | |
| | 9 | | BIG WASHER | 2 | |
| | 10 | | HEXAGON FLANGE NUT | 2 | |
| | 11 | | HEXAGON HEAD BOLT & WASHER ASSY. | 2 | |
| | 12 | 1400929180 | CABLE HOLE GASKET | 1 | |
| | 13 | 1400930180 | CABLE HOLE GASKET PRESSURE PLATE | 1 | |

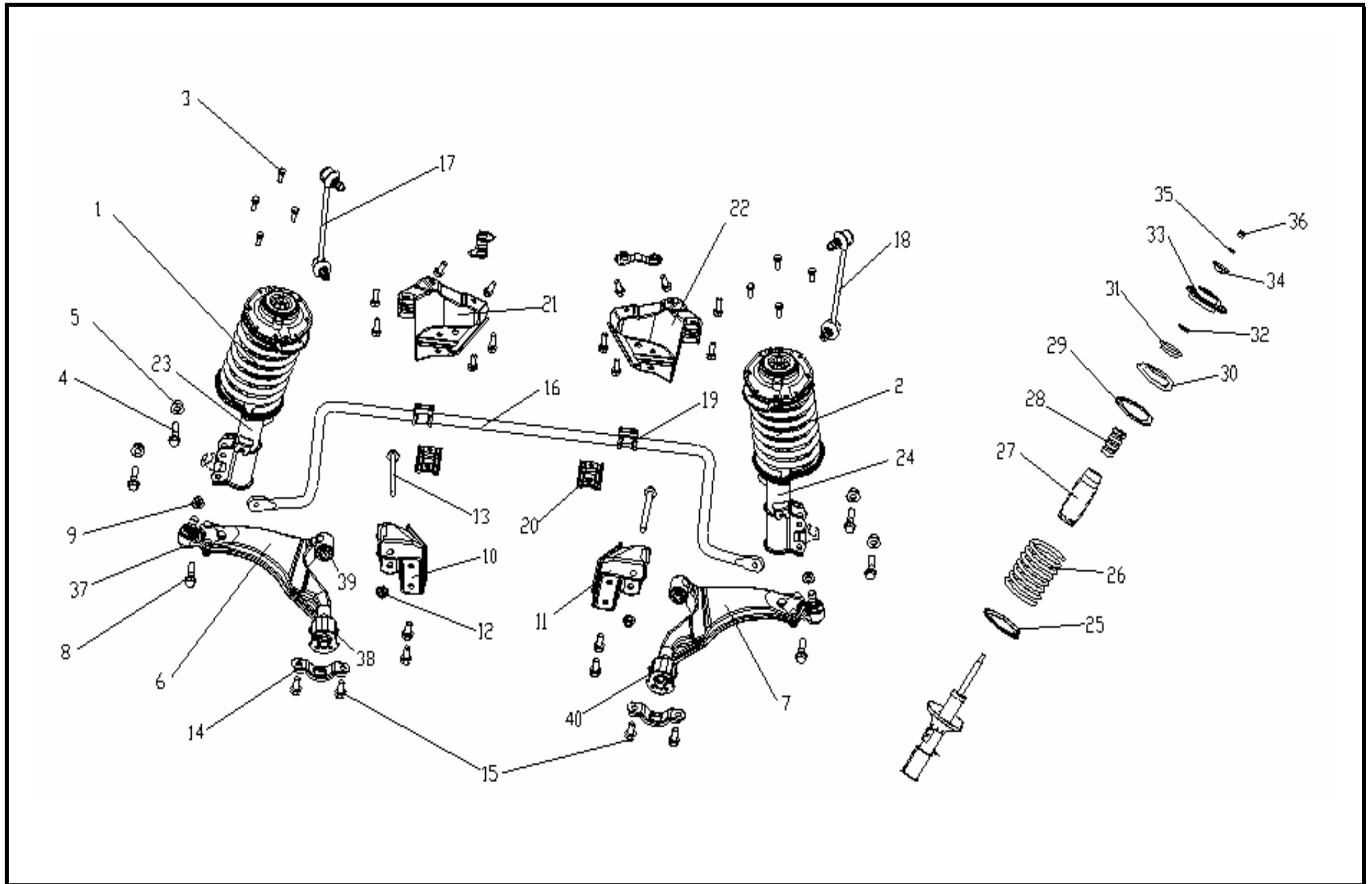
4040 AT CONTROL ASSY.

| | NO. | PART NO. | DES. | QTY | REMARK |
|--|-----|----------------------------------|--|-----|--------|
| | 1 | 1400997025 | AT CONTROL ASSY. | 1 | |
| | 2 | | AT HANDLE ASSY. | 1 | |
| | 3 | | HANDLE CONNECTING LEVER | 1 | |
| | 4 | | LOCKPIN | 1 | |
| | 5 | 1014000968 | HEXAGON FLANGE NUT | 4 | |
| | 6 | 1400925180 | AT GEARSHIFT ASSY. | 1 | |
| | 7 | 1400926180 | BOTTOM GASKET PRESSURE PLATE | 1 | |
| | 8 | | BOTTOM GASKET | 1 | |
| | 9 | | HEXAGON HEAD BOLT & WASHER ASSY. | 2 | |
| | 10 | | CONTROL CABLE HOLE PLUG | 1 | |
| | 11 | 1402098180 | CONTROL CABLE HOLE PLUG PRESSURE PLATE | 1 | |
| | 12 | 1400992180 | "E" TYPE CLIP | 1 | |
| | 13 | 1400986180 | GEARSHIFT CABLE ASSY. | 1 | |
| | 14 | | HEXAGON FLANGE NUT | 2 | |
| | | HEXAGON HEAD BOLT & WASHER ASSY. | 1 | | |

4050 CLUTCH CONTROL ASSY.

| | NO. | PART NO. | DES. | QTY | REMARK |
|----|-----|-------------------|----------------------------------|-----|--------|
| | 1 | 1402280025 | CLUTCH CONTROL ASSY. | 1 | |
| | 1 | 160251018001 | CLUTCH MASTER CYLINDER | 1 | |
| | 2 | | HEXAGON HEAD BOLT & WASHER ASSY. | 2 | M8x20 |
| | 3 | 1402355180 | RUBBER WASHER | 1 | |
| | 4 | 1402354180 | CONNECTING NUT | 1 | |
| | 5 | | METAL STRIP SPRING HOOP | 4 | |
| | 6 | | OIL RESERVOIR 2# PIPE | 1 | |
| | 7 | 1402353180 | CONNECTING HOSE | 1 | |
| | 8 | | OIL RESERVOIR 1# PIPE | 1 | |
| | 9 | 1402285180 | CONNECTING PIPE ASSY. | 1 | |
| | 10 | | PIPELINE BRACKET | 1 | |
| | 11 | 1402286180 | HYDRAULIC HOSE | 1 | |
| | 12 | 1406108180 | "L" TYPE SPRING CLIP | 2 | |
| 13 | | HEXAGON HEAD BOLT | 2 | | |

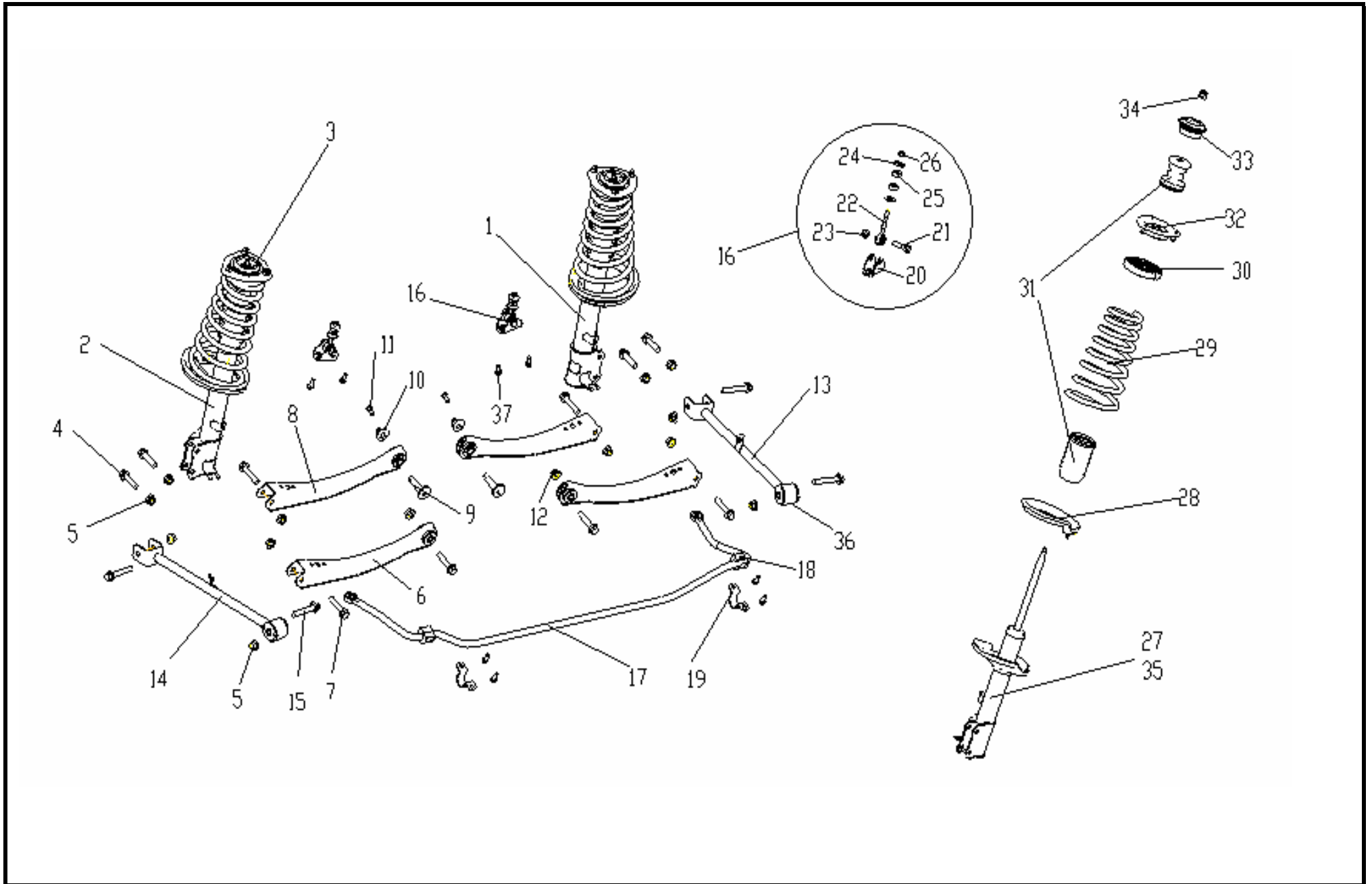
4060 FRONT SUSPENSION ASSY.



4060 FRONT SUSPENSION ASSY.

| NO. | PART NO. | DES. | QTY | REMARK | NO. | PART NO. | DES. | QTY | REMARK |
|-----|---------------|---|-----|-------------------|-----|------------|------------------------------------|-----|--------|
| | | FRONT SUSPENSION ASSY. | 1 | | 23 | 1400516180 | LF SHOCK ABSORBER ASSY. | 1 | |
| 1 | | LF POLE ASSY. | 1 | | 24 | 1400518180 | RF SHOCK ABSORBER ASSY. | 1 | |
| 2 | | RF POLE ASSY. | 1 | | 25 | 1400514180 | FRONT COIL SPRING LOWER RUBBER MAT | 2 | |
| 3 | | HEXAGON TAPER BOLT | 8 | | 26 | 1400512180 | FRONT COIL SPRING | 2 | |
| 4 | | HEXAGON FLANGE BOLT | 6 | | 27 | 1400553180 | FRONT SHOCK ABSORBER BOOT | 2 | |
| 5 | | HEXAGON FLANGE NUT | 4 | | 28 | 1400554180 | FRONT CUSHION | 2 | |
| 6 | 1400500180 | LEFT LOWER TRAILING ARM ASSY. | 1 | | 29 | 1400513180 | FRONT COIL SPRING UPPER RUBBER MAT | 2 | |
| 7 | 1400501180 | RIGHT LOWER TRAILING ARM ASSY. | 1 | | 30 | 1400506180 | SPRING UPPER SEAT | 2 | |
| 8 | | HEXAGON FLANGE BOLT | 2 | | 31 | 1400531180 | BEARING-SHOCK ABSORBER | 2 | |
| 9 | | HEXAGON FLANGE NUT | 2 | | 32 | | BIG WASHER | 2 | |
| 10 | 1400525180 | LOWER TRAILING ARM LF BRACKET | 1 | | 33 | 1400555180 | SHOCK ABSORBER MOUNTING SEAT | 2 | |
| 11 | 1400526180 | LOWER TRAILING ARM RF BRACKET | 1 | | 34 | 1400584180 | DECOMPRESS STOPPER COVER | 2 | |
| 12 | 1400501180 | METAL HEXAGON FLANGE LOCKING NUT | 2 | | 35 | | WASHER | 2 | |
| 13 | | HEXAGON FLANGE BOLT | 10 | | 36 | | METAL HEXAGON LOCKING NUT | 2 | |
| 14 | 1400521180 | LOWER TRAILING ARM REAR SPRING COVER PLATE | 2 | | 37 | 1400505180 | LOWER TRAILING ARM BALL END ASSY. | 2 | |
| 15 | | HEXAGON HEAD BOLT & WASHER ASSY. | 12 | | 38 | 1014000289 | LR SPRING CONNECTING | 1 | |
| 16 | 1400693180 | FRONT STABILIZER BAR | 1 | RADIATOR FORWARD | 39 | 1014000515 | FRONT SPRING CONNECTING | 2 | |
| | 140054018002 | FRONT STABILIZER BAR | 1 | RADIATOR BACKWARD | 40 | | RR SPRING CONNECTING | 1 | |
| 17 | 1400509180 | STABILIZER BAR LEFT CONNECTING LEVER ASSY. | 1 | | | | | | |
| 18 | 1400551180 | STABILIZER BAR RIGHT CONNECTING LEVER ASSY. | 1 | | | | | | |
| 19 | 1400578180-01 | FRONT STABILIZER BAR CUSHION | 2 | | | | | | |
| 20 | 1400579180-01 | FRONT STABILIZER BAR FIXING CLIP | 2 | | | | | | |
| 21 | 1400719180 | FRT STABILIZER BAR RIGHT BRACKET ASSY. | 1 | RADIATOR FORWARD | | | | | |
| 22 | 1400720180 | FRT STABILIZER BAR LEFT BRACKET ASSY. | 1 | RADIATOR FORWARD | | | | | |

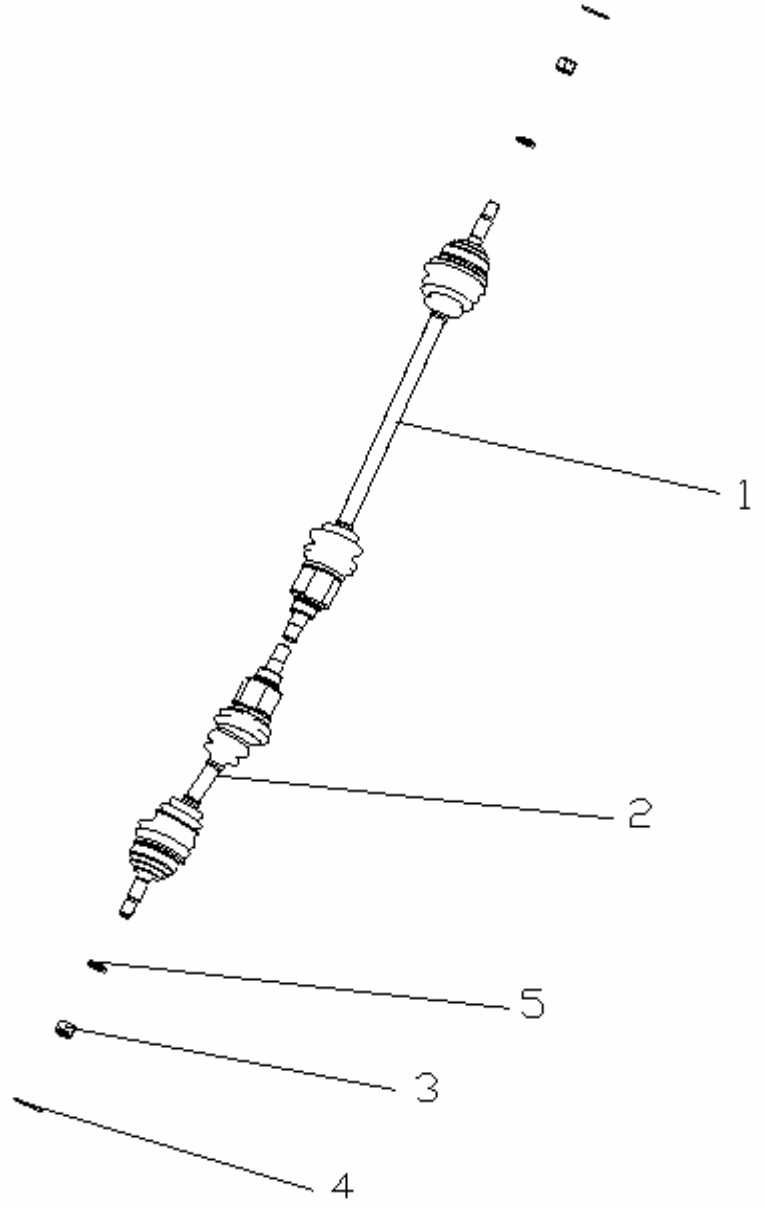
4070 REAR SUSPENSION ASSY.



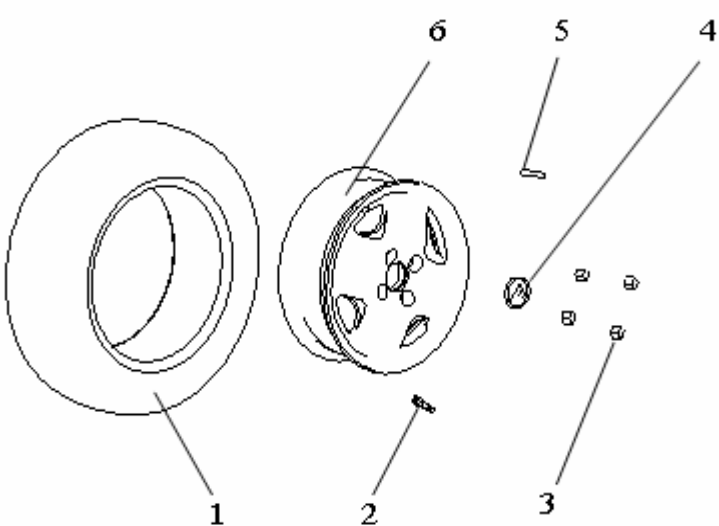
4070 REAR SUSPENSION ASSY.

| NO. | PART NO. | DES. | QTY | REMARK | NO. | PART NO. | DES. | QTY | REMARK |
|-----|------------|----------------------------------|-----|--------|-----|---------------|--|-----|--------|
| | | REAR SUSPENSION ASSY. | 1 | | 25 | 1400642180 | REAR STABILIZER BAR RUBBER WASHER | 4 | |
| 1 | 1014000601 | LR POLE ASSY. | 1 | | 26 | | HEXAGON LOCKING NUT | 2 | |
| 2 | 1014000602 | RR POLE ASSY. | 1 | | 27 | 1400616180 | LR SHOCK ABSORBER | 1 | |
| 3 | | METAL HEXAGON FLANGE LOCKING NUT | 6 | | 28 | 1400627180 | REAR COIL SPRING LOWER RUBBER MAT | 2 | |
| 4 | | HEXAGON FLANGE BOLT | 4 | | 29 | 1400351180 | REAR COIL SPRING | 2 | |
| 5 | | HEXAGON FLANGE NUT | 6 | | 30 | 1400625180 | REAR COIL SPRING UPPER RUBBER MAT | 2 | |
| 6 | 1400607180 | 1# LOWER TRAILING ARM ASSY. | 2 | | 31 | 1400621180 | REAR SPRING CUSHION | 1 | |
| 7 | | HEXAGON FLANGE BOLT | 4 | | 32 | 1400622180 | REAR SUSPENSION UPPER SEAT | 2 | |
| 8 | 1400608180 | 2# LOWER TRAILING ARM ASSY. | 2 | | 33 | 1400624180-01 | REAR SUSPENSION UPPER SEAT CUSHION | 2 | |
| 9 | 1400609180 | REAR WHEEL TOE ADJUSTING CAM | 2 | | 34 | | HEXAGON LOCKING NUT | 2 | |
| 10 | 1400610180 | REAR WHEEL TOE ADJUSTING BOARD | 2 | | 35 | 1400618180 | RR SHOCK ABSORBER | 1 | |
| 11 | | HEXAGON HEAD FLANGE BOLT | 2 | | 36 | | VERTICAL PULL ROD BUSH | 2 | |
| 12 | | HEXAGON FLANGE BOLT | 2 | | 37 | | HEXAGON HEAD BOLT & WAVE TYPE WASHER ASSY. | 8 | |
| 13 | 1400614180 | LR VERTICAL PULL ROD ASSY. | 1 | | | | | | |
| 14 | 1400615180 | RR VERTICAL PULL ROD ASSY. | 1 | | | | | | |
| 15 | | HEXAGON FLANGE BOLT | 4 | | | | | | |
| 16 | | REAR STABILIZER BAR SUPPORT | 2 | | | | | | |
| 17 | 1400282180 | REAR STABILIZER BAR ASSY. | 1 | | | | | | |
| 18 | 1064020005 | REAR STABILIZER BAR CUSHION | 2 | | | | | | |
| 19 | 1400630180 | REAR STABILIZER BAR FIXING CLIP | 2 | | | | | | |
| 20 | 1400641180 | SUPPORTING BAR SEAT | 2 | | | | | | |
| 21 | | HEXAGON HEAD BOLT & WASHER ASSY. | 2 | | | | | | |
| 22 | 1400631180 | SUPPORT ASSY. | 2 | | | | | | |
| 23 | | HEXAGON FLANGE LOCK NUT | 2 | | | | | | |
| 24 | 1400643180 | REAR STABILIZER BAR CIRCLIP | 4 | | | | | | |

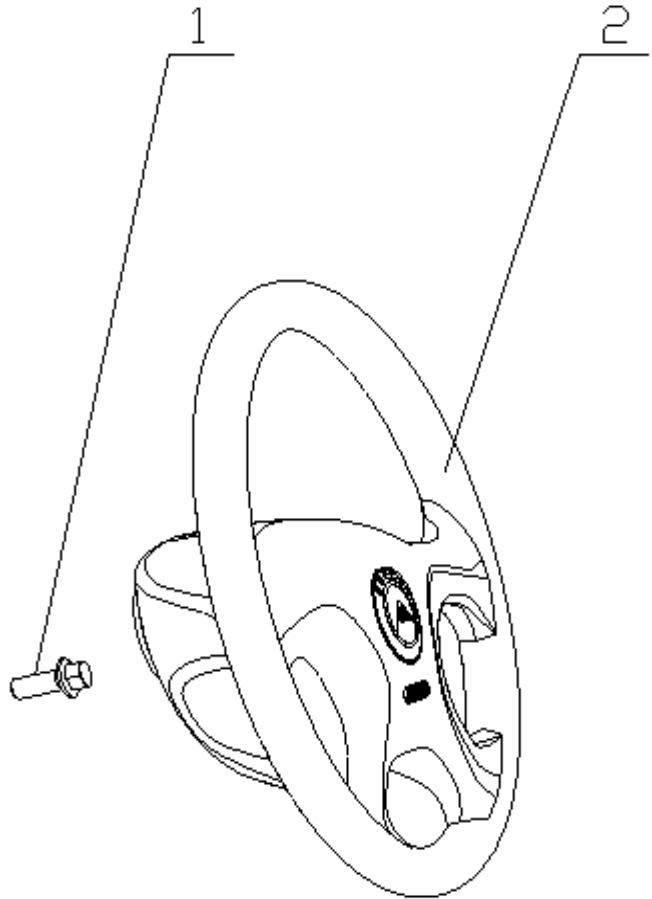
4080 DRIVING SHAFT ASSY.

| | NO. | PART NO. | DES. | QTY | REMARK |
|---|-----|------------|--------------------------------------|-----|------------|
|  | 1 | 1401081180 | RIGHT DRIVING SHAFT ASSY. | 1 | S110 |
| | | 1401099180 | RIGHT DRIVING SHAFT ASSY. | 1 | S160 |
| | | 1401039180 | RIGHT DRIVING SHAFT ASSY. | 1 | AT |
| | | 1014001419 | RIGHT DRIVING SHAFT ASSY. | 1 | S160G |
| | 2 | 1401082180 | LEFT DRIVING SHAFT ASSY. | 1 | S110 |
| | | 1401098180 | LEFT DRIVING SHAFT ASSY. | 1 | S160/S160G |
| | | 1401038180 | LEFT DRIVING SHAFT ASSY. | 1 | AT |
| | 3 | | HEXAGON NOTCH NUT | 2 | |
| | 4 | | HATCH PIN | 2 | |
| | 5 | | SPECIAL WASHER | 2 | |
| | | 1401083180 | OUTER RZEPPA CONSTANT VELOCITY JOINT | | S110 |
| | | 1401101180 | OUTER RZEPPA CONSTANT VELOCITY JOINT | | S160/S160G |
| | | 1401084180 | INNER RZEPPA CONSTANT VELOCITY JOINT | | S110 |
| | | 1401102180 | INNER RZEPPA CONSTANT VELOCITY JOINT | | S160/S160G |

4090 WHEEL ASSY.

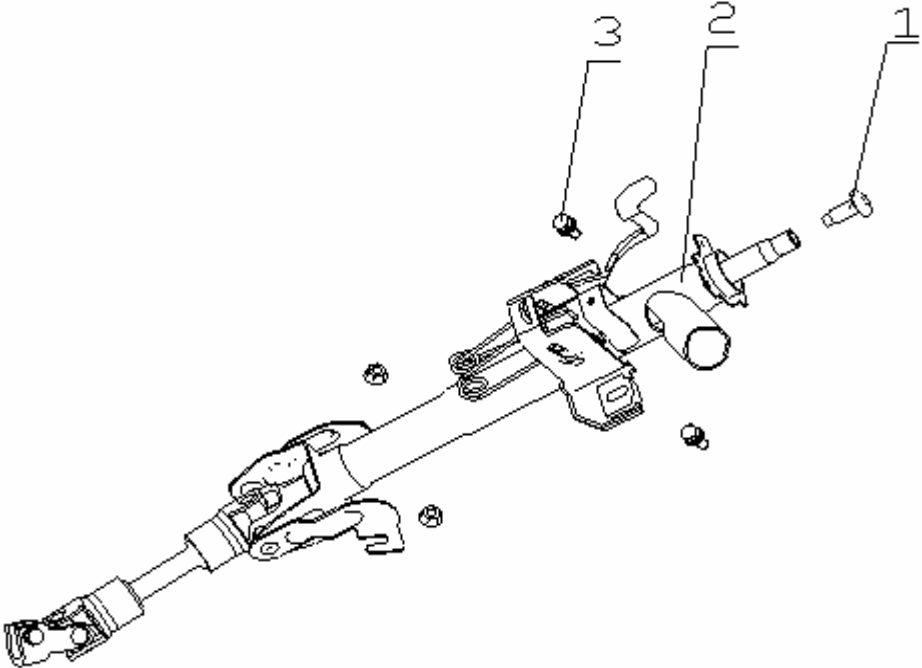
| | NO. | PART NO. | DES. | QTY | REMARK |
|--|--------------|---------------------|----------------------------|-----|--------|
|  | | | WHEEL ASSY. | 1 | |
| | 1 | | TYRE ASSY. | 4 | |
| | 2 | 1408230180 | AIR VALVE | 4 | |
| | 3 | 1408052180 | WHEEL NUT | 4 | |
| | 4 | 1408053180 | WHEEL HUB DECORATION COVER | 1 | |
| | 5 | | BALANCE PIECE (10g) | 1 | |
| 6 | 140821918003 | ALUMINIUM WHEEL RIM | 1 | | |
| | | 3101100180 | STEEL WHEEL RIM | | |

4100 STEERING WHEEL ASSY.(4-SPOKE)

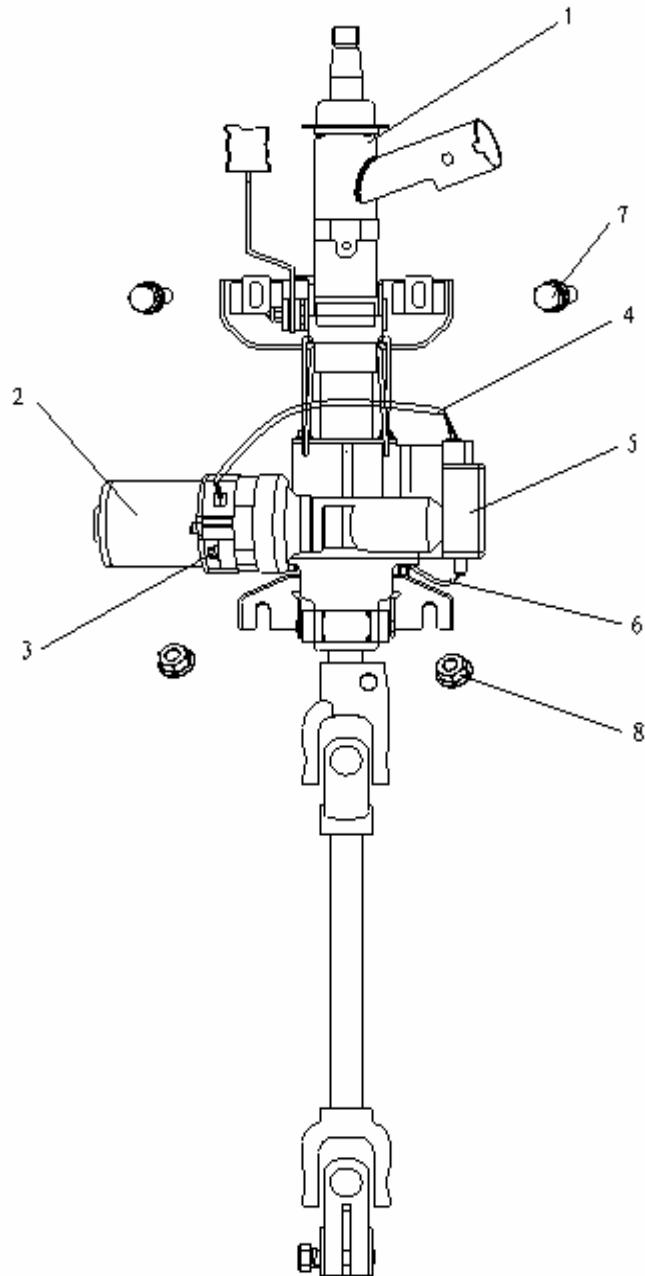


| NO. | PART NO. | DES. | QTY | REMARK |
|-----|--------------|---------------------------------------|-----|---------|
| | | STEERING WHEEL ASSY.(4-SPOKE) | 1 | W/O SRS |
| 1 | | HEXAGON FLANGE BOLT | 1 | |
| 2 | 1401129180 | STEERING WHEEL ASSY.(4-SPOKE) | 1 | W/O SRS |
| | 140112718001 | STEERING WHEEL ASSY.(4-SPOKE,LEATHER) | 1 | SRS |
| | 140112918001 | STEERING WHEEL ASSY.(4-SPOKE,LEATHER) | 1 | W/O SRS |

4110 STEERING COLUMN ASSY. (HYDRAULIC POWER)

| | NO. | PART NO. | DES. | QTY | REMARK |
|---|-----|---------------|---|-----|--------|
|  | | | STEERING DRIVER ASSY.(HYDRAULIC POWER) | 1 | |
| | 1 | | HEXAGON HEAD BOLT & WASHER ASSY. | 1 | |
| | 2 | 1401252180-01 | STEERING COLUMN ASSY. (HYDRAULIC POWER) | 1 | |
| | 3 | | HEXAGON FLANGE NUT | 2 | |

4120 STEERING COLUMN ASSY. (ELECTRIC,ADJUSTABLE)



| NO. | PART NO. | DES. | QTY | REMARK |
|-----|------------|---|-----|--------|
| 1 | 1014001256 | STEERING COLUMN ASSY. (ELECTRIC,ADJUSTABLE) | 1 | |
| 2 | | SERVO MOTOR | 1 | |
| 3 | | HEXAGON HEAD BOLT & WASHER ASSY. | 2 | |
| 4 | | SERVO MOTO CONTROL MODULE WIRING HARNESS | 1 | |
| 5 | 1017000213 | CONTROL MODULE | 1 | |
| 6 | | SENSOR CONTROL MODULE WIRING HARNESS | 1 | |
| 7 | | HEXAGON HEAD BOLT & WASHER ASSY. | 2 | |
| 8 | | HEXAGON FLANGE NUT | 2 | |

4130 STEERING PIPE ASSY.

| | NO. | PART NO. | DES. | QTY | REMARK |
|----|------------|----------------------|-----------------------------------|-----|--------|
| | | | STEERING PIPE ASSY. | 1 | |
| | 1 | 1401250180 | EPS HIGH PRESSURE PIPE ASSY. | 1 | |
| | 2 | 1401251180 | EPS LOW PRESSURE PIPE ASSY. | 1 | |
| | 3 | 3412012105 | DRIVE BELT | 1 | |
| | 4 | | EPS PUMP ASSY. | 1 | |
| | 5 | | HEXAGON HEAD BOLT & WASHER ASSY. | 3 | |
| | 6 | | HEXAGON HEAD BOLT & WASHER ASSY. | 1 | |
| | 7 | 1401290180 | EPS PUMP FIXING BRACKET | 1 | |
| | 8 | 1401253180 | STEERING PUMP | 1 | |
| | 9 | | STEERING PUMP OIL RESERVOIR COVER | 1 | |
| 10 | E050000202 | STEERING PUMP PULLEY | 1 | | |

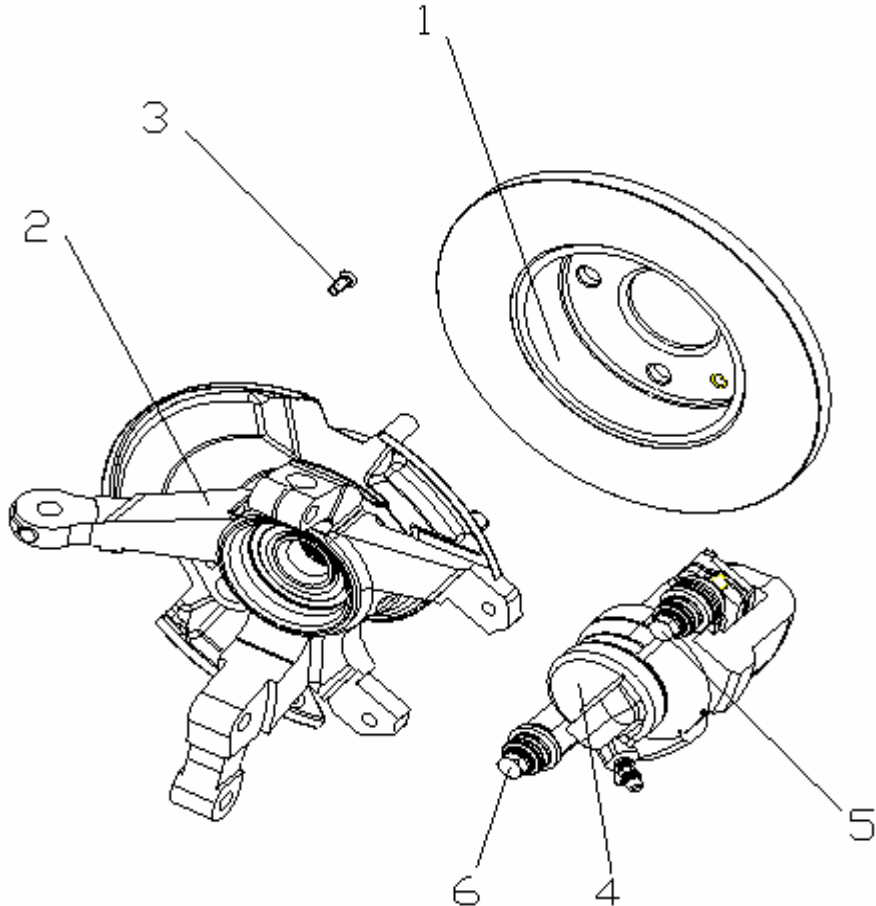
4140 EPS ASSY.

| | NO. | PART NO. | DES. | QTY | REMARK |
|---|------------|--------------------------|--|-----|--------|
| | 1 | | POWER STEERING MECHANISM FIXER | 1 | |
| | 2 | | HATCH PIN | 2 | |
| | 2 | | HEXAGON NOTCH NUT | 2 | |
| | 3 | 1401254180 | EPS ASSY. | 1 | |
| | 4 | | HEXAGON HEAD BOLT & WASHER ASSY. | 4 | |
| | 5 | | CROSS HEXAGON HEAD BOLT & WASHER ASSY. | 4 | |
| | 6 | 3404027105 | DUST BOOT | 1 | |
| 7 | 3404026101 | DUST BOOT PRESSURE PLATE | 1 | | |

4150 LF DISC BRAKE WITH STEERING KNUCKLE ASSY.

| | NO. | PART NO. | DES. | QTY | REMARK |
|--|-----|---------------|---------------------------------------|-----|---------|
| | | 1402113180-01 | LF BRAKE ASSY.(INCREASE) | 1 | W/O ABS |
| | | 1014006606 | LF BRAKE ASSY. | 1 | ABS |
| | 1 | 3501101005 | DISC BRAKE | 1 | ABS |
| | | 3501101106 | DISC BRAKE(INCREASE) | 1 | W/O ABS |
| | 2 | 1402117180 | LEFT STEERING KNUCKLE ASSY. | 1 | ABS |
| | | 3501101180 | LEFT STEERING KNUCKLE ASSY.(INCREASE) | 1 | W/O ABS |
| | 3 | | GB819 M6x12 CROSS BOLT | 1 | |
| | 4 | 1402136180 | LEFT CALIPER ASSY. | 1 | ABS |
| | | 3501102180 | LEFT CALIPER ASSY. | 1 | W/O ABS |
| | 5 | | SHORT FIXING BOLT | 1 | |
| | 6 | | LONG FIXING BOLT | 1 | |

4160 RF DISC BRAKE WITH STEERING KNUCKLE ASSY.

| | NO. | PART NO. | DES. | QTY | REMARK |
|---|-----|---------------|--|-----|---------|
|  | | 1402114180-01 | RF BRAKE ASSY.(INCREASE) | 1 | W/O ABS |
| | | 1014006607 | RF BRAKE ASSY. | 1 | ABS |
| | 1 | 3501101005 | DISC BRAKE | 1 | ABS |
| | | 3501101106 | DISC BRAKE(INCREASE) | 1 | W/O ABS |
| | 2 | 1402118180 | RIGHT STEERING KNUCKLE ASSY. | 1 | ABS |
| | | 3501201180 | RIGHT STEERING KNUCKLE ASSY.(INCREASE) | 1 | W/O ABS |
| | 3 | | GB819 M6x12 CROSS BOLT | 1 | |
| | 4 | 1402137180 | RIGHT CALIPER ASSY. | 1 | ABS |
| | | 3501202180 | RIGHT CALIPER ASSY. | 1 | W/O ABS |
| | 5 | | SHORT FIXING BOLT | 1 | |
| | 6 | | LONG FIXING BOLT | 1 | |

4170 LEFT STEERING KNUCKLE ASSY.

| | NO. | PART NO. | DES. | QTY | REMARK |
|---|------------|------------|----------------------------------|-----|---------|
| | 1 | 1402117180 | LEFT STEERING KNUCKLE | 1 | ABS |
| | | 3501101180 | LEFT STEERING KNUCKLE | 1 | W/O ABS |
| | 2 | 1402119180 | LEFT DUST BOOT | 1 | |
| | 3 | | M6 HEXAGON HEAD COMBINATION BOLT | 3 | |
| | 4 | 3103142101 | FRONT WHEEL HUB BOLT | 4 | |
| | 5 | 1402121180 | FRONT WHEEL HUB ASSY. | 1 | |
| | 6 | 3103203001 | BEARING | 1 | |
| 7 | 3103204001 | CIRCLIP | 1 | | |

4180 RIGHT STEERING KNUCKLE ASSY.

| | NO. | PART NO. | DES. | QTY | REMARK |
|---|------------|------------|----------------------------------|-----|---------|
| | 1 | 1402118180 | RIGHT STEERING KNUCKLE | 1 | ABS |
| | | 3501201180 | RIGHT STEERING KNUCKLE | 1 | W/O ABS |
| | 2 | 1402120180 | RIGHT DUST BOOT | 1 | |
| | 3 | | M6 HEXAGON HEAD COMBINATION BOLT | 3 | |
| | 4 | 3103142101 | FRONT WHEEL HUB BOLT | 4 | |
| | 5 | 1402121180 | FRONT WHEEL HUB ASSY. | 1 | |
| | 6 | 3103203001 | BEARING | 1 | |
| 7 | 3103204001 | CIRCLIP | 1 | | |

4190 LR AXLE HEAD WITH DRUM BRAKE WHEEL HUB ASSY (ABS)

| | NO. | PART NO. | DES. | QTY | REMARK |
|----|------------|---------------------------------|--------------------------------|--------------------|--------------------|
| | 1 | 3502070180 | LR BRAKE ASSY. | 1 | |
| | 1 | 1403029180 | LR AXLE END BRACKET ASSY. | 1 | SINGLE ROW BEARING |
| | | 1014005042 | LR AXLE END BRACKET ASSY. | 1 | DUAL ROW BEARING |
| | 2 | 1403025180 | REAR DRUM BRAKE ASSY. | 1 | SINGLE ROW BEARING |
| | | 1014005045 | REAR DRUM BRAKE ASSY. | 1 | DUAL ROW BEARING |
| | 3 | | DRUM BRAKE PLATE | 1 | |
| | 4 | | CIRCLIP | 4 | |
| | 5 | | BOLT | 4 | |
| | 6 | | THRUST WASHER | 1 | |
| | 7 | | LOCKING NUT | 1 | |
| | 8 | | HATCH PIN | 1 | |
| | 9 | 2400109101 | REAR WHEEL HUB COVER | 1 | |
| | 10 | 1407041180 | LEFT PARKING BRAKE CABLE ASSY. | 1 | |
| 11 | | REAR DRUM BRAKE BOLT | 4 | | |
| 12 | 2400115106 | OUTER SINGLE ROW ROLLER BEARING | 1 | SINGLE ROW BEARING | |
| | 2400117101 | INNER SINGLE ROW ROLLER BEARING | 1 | DUAL ROW BEARING | |
| 12 | 1034001507 | DUAL ROW ROLLER BEARING | 1 | DUAL ROW BEARING | |
| 13 | 2400111101 | REAR AXES INTERIOR BEARING SEAL | 1 | | |

4200 LR AXLE END WITH DRUM BRAKE WHEEL HUB ASSY.(W/O ABS)

| | NO. | PART NO. | DES. | QTY | REMARK |
|----|------------|---------------------------------|--------------------------------|--------------------|--------------------|
| | 1 | 3502100180 | LR BRAKE ASSY. | 1 | |
| | 1 | 1034001524 | LR AXLE HEAD SEAT ASSY. | 1 | SINGLE ROW BEARING |
| | 1 | 1034001533 | LR AXLE HEAD SEAT ASSY. | 1 | DUAL ROW BEARING |
| | 2 | 3502215106 | REAR DRUM BRAKE ASSY. | 1 | SINGLE ROW BEARING |
| | 1 | 1034001536 | REAR DRUM BRAKE ASSY. | 1 | DUAL ROW BEARING |
| | 3 | | DRUM BRAKE PLATE | 1 | |
| | 4 | | CIRCLIP | 4 | |
| | 5 | | BOLT | 4 | |
| | 6 | | THRUST WASHER | 1 | |
| | 7 | | LOCKING NUT | 1 | |
| | 8 | | HATCH PIN | 1 | |
| | 9 | 2400109101 | REAR WHEEL HUB COVER | 1 | |
| | 10 | 1407041180 | LEFT PARKING BRAKE CABLE ASSY. | 1 | |
| 11 | | REAR DRUM BRAKE BOLT | 4 | | |
| 12 | 2400115106 | OUTER SINGLE ROW ROLLER BEARING | 1 | SINGLE ROW BEARING | |
| 1 | 2400117101 | INNER SINGLE ROW ROLLER BEARING | 1 | DUAL ROW BEARING | |
| 12 | 1034001507 | DUAL ROW ROLLER BEARING | 1 | DUAL ROW BEARING | |
| 13 | 2400111101 | REAR AXES INTERIOR BEARING SEAL | 1 | | |

4210 RR AXLE HEAD WITH DRUM BRAKE WHEEL HUB ASSY.(ABS)

| | NO. | PART NO. | DES. | QTY | REMARK | | | | | | | | | | | | | | | | | | | | | | | | | | | | | | | | | | | | | | | | | | | | | | | | | | | | | | | | | | | | | | | | | | | | | | | | | | | | | | | | | | | | | | | | | | | | | | | | | | | | | | | |
|----|---|------------|---------------------------------|------------|--------------------|---|--|---|--|------------|-------------------------|---|--------------------|--|--|------------|-------------------------|---|------------------|---|--|------------|-----------------------|---|--------------------|--|--|------------|-----------------------|---|------------------|---|--|--|------------------|---|--|---|--|--|---------|---|--|---|--|--|------|---|--|---|--|--|---------------|---|--|---|--|--|-------------|---|--|---|--|--|-----------|---|--|---|--|------------|----------------------|---|--|----|--|------------|---------------------------------|---|--|----|--|--|----------------------|---|--|----|--|------------|---------------------------------|---|--------------------|--|--|------------|---------------------------------|---|------------------|--|--|------------|-------------------------|---|------------------|----|--|------------|---------------------------------|---|
| | <table border="1"> <tr> <td></td> <td></td> <td>3502080180</td> <td>RR BRAKE ASSY.</td> <td>1</td> <td></td> </tr> <tr> <td>1</td> <td></td> <td>1403030180</td> <td>RR AXLE HEAD SEAT ASSY.</td> <td>1</td> <td>SINGLE ROW BEARING</td> </tr> <tr> <td></td> <td></td> <td>1014005043</td> <td>RR AXLE HEAD SEAT ASSY.</td> <td>1</td> <td>DUAL ROW BEARING</td> </tr> <tr> <td>2</td> <td></td> <td>1403025180</td> <td>REAR DRUM BRAKE ASSY.</td> <td>1</td> <td>SINGLE ROW BEARING</td> </tr> <tr> <td></td> <td></td> <td>1014005045</td> <td>REAR DRUM BRAKE ASSY.</td> <td>1</td> <td>DUAL ROW BEARING</td> </tr> <tr> <td>3</td> <td></td> <td></td> <td>DRUM BRAKE PLATE</td> <td>1</td> <td></td> </tr> <tr> <td>4</td> <td></td> <td></td> <td>CIRCLIP</td> <td>4</td> <td></td> </tr> <tr> <td>5</td> <td></td> <td></td> <td>BOLT</td> <td>4</td> <td></td> </tr> <tr> <td>6</td> <td></td> <td></td> <td>THRUST WASHER</td> <td>1</td> <td></td> </tr> <tr> <td>7</td> <td></td> <td></td> <td>LOCKING NUT</td> <td>1</td> <td></td> </tr> <tr> <td>8</td> <td></td> <td></td> <td>HATCH PIN</td> <td>1</td> <td></td> </tr> <tr> <td>9</td> <td></td> <td>2400109101</td> <td>REAR WHEEL HUB COVER</td> <td>1</td> <td></td> </tr> <tr> <td>10</td> <td></td> <td>1407042180</td> <td>RIGHT PARKING BRAKE CABLE ASSY.</td> <td>1</td> <td></td> </tr> <tr> <td>11</td> <td></td> <td></td> <td>REAR DRUM BRAKE BOLT</td> <td>4</td> <td></td> </tr> <tr> <td>12</td> <td></td> <td>2400115106</td> <td>OUTER SINGLE ROW ROLLER BEARING</td> <td>1</td> <td>SINGLE ROW BEARING</td> </tr> <tr> <td></td> <td></td> <td>2400117101</td> <td>INNER SINGLE ROW ROLLER BEARING</td> <td>1</td> <td>DUAL ROW BEARING</td> </tr> <tr> <td></td> <td></td> <td>1034001507</td> <td>DUAL ROW ROLLER BEARING</td> <td>1</td> <td>DUAL ROW BEARING</td> </tr> <tr> <td>13</td> <td></td> <td>2400111101</td> <td>REAR AXES INTERIOR BEARING SEAL</td> <td>1</td> <td></td> </tr> </table> | | | 3502080180 | RR BRAKE ASSY. | 1 | | 1 | | 1403030180 | RR AXLE HEAD SEAT ASSY. | 1 | SINGLE ROW BEARING | | | 1014005043 | RR AXLE HEAD SEAT ASSY. | 1 | DUAL ROW BEARING | 2 | | 1403025180 | REAR DRUM BRAKE ASSY. | 1 | SINGLE ROW BEARING | | | 1014005045 | REAR DRUM BRAKE ASSY. | 1 | DUAL ROW BEARING | 3 | | | DRUM BRAKE PLATE | 1 | | 4 | | | CIRCLIP | 4 | | 5 | | | BOLT | 4 | | 6 | | | THRUST WASHER | 1 | | 7 | | | LOCKING NUT | 1 | | 8 | | | HATCH PIN | 1 | | 9 | | 2400109101 | REAR WHEEL HUB COVER | 1 | | 10 | | 1407042180 | RIGHT PARKING BRAKE CABLE ASSY. | 1 | | 11 | | | REAR DRUM BRAKE BOLT | 4 | | 12 | | 2400115106 | OUTER SINGLE ROW ROLLER BEARING | 1 | SINGLE ROW BEARING | | | 2400117101 | INNER SINGLE ROW ROLLER BEARING | 1 | DUAL ROW BEARING | | | 1034001507 | DUAL ROW ROLLER BEARING | 1 | DUAL ROW BEARING | 13 | | 2400111101 | REAR AXES INTERIOR BEARING SEAL | 1 |
| | | 3502080180 | RR BRAKE ASSY. | 1 | | | | | | | | | | | | | | | | | | | | | | | | | | | | | | | | | | | | | | | | | | | | | | | | | | | | | | | | | | | | | | | | | | | | | | | | | | | | | | | | | | | | | | | | | | | | | | | | | | | | | | | | |
| 1 | | 1403030180 | RR AXLE HEAD SEAT ASSY. | 1 | SINGLE ROW BEARING | | | | | | | | | | | | | | | | | | | | | | | | | | | | | | | | | | | | | | | | | | | | | | | | | | | | | | | | | | | | | | | | | | | | | | | | | | | | | | | | | | | | | | | | | | | | | | | | | | | | | | | |
| | | 1014005043 | RR AXLE HEAD SEAT ASSY. | 1 | DUAL ROW BEARING | | | | | | | | | | | | | | | | | | | | | | | | | | | | | | | | | | | | | | | | | | | | | | | | | | | | | | | | | | | | | | | | | | | | | | | | | | | | | | | | | | | | | | | | | | | | | | | | | | | | | | | |
| 2 | | 1403025180 | REAR DRUM BRAKE ASSY. | 1 | SINGLE ROW BEARING | | | | | | | | | | | | | | | | | | | | | | | | | | | | | | | | | | | | | | | | | | | | | | | | | | | | | | | | | | | | | | | | | | | | | | | | | | | | | | | | | | | | | | | | | | | | | | | | | | | | | | | |
| | | 1014005045 | REAR DRUM BRAKE ASSY. | 1 | DUAL ROW BEARING | | | | | | | | | | | | | | | | | | | | | | | | | | | | | | | | | | | | | | | | | | | | | | | | | | | | | | | | | | | | | | | | | | | | | | | | | | | | | | | | | | | | | | | | | | | | | | | | | | | | | | | |
| 3 | | | DRUM BRAKE PLATE | 1 | | | | | | | | | | | | | | | | | | | | | | | | | | | | | | | | | | | | | | | | | | | | | | | | | | | | | | | | | | | | | | | | | | | | | | | | | | | | | | | | | | | | | | | | | | | | | | | | | | | | | | | | |
| 4 | | | CIRCLIP | 4 | | | | | | | | | | | | | | | | | | | | | | | | | | | | | | | | | | | | | | | | | | | | | | | | | | | | | | | | | | | | | | | | | | | | | | | | | | | | | | | | | | | | | | | | | | | | | | | | | | | | | | | | |
| 5 | | | BOLT | 4 | | | | | | | | | | | | | | | | | | | | | | | | | | | | | | | | | | | | | | | | | | | | | | | | | | | | | | | | | | | | | | | | | | | | | | | | | | | | | | | | | | | | | | | | | | | | | | | | | | | | | | | | |
| 6 | | | THRUST WASHER | 1 | | | | | | | | | | | | | | | | | | | | | | | | | | | | | | | | | | | | | | | | | | | | | | | | | | | | | | | | | | | | | | | | | | | | | | | | | | | | | | | | | | | | | | | | | | | | | | | | | | | | | | | | |
| 7 | | | LOCKING NUT | 1 | | | | | | | | | | | | | | | | | | | | | | | | | | | | | | | | | | | | | | | | | | | | | | | | | | | | | | | | | | | | | | | | | | | | | | | | | | | | | | | | | | | | | | | | | | | | | | | | | | | | | | | | |
| 8 | | | HATCH PIN | 1 | | | | | | | | | | | | | | | | | | | | | | | | | | | | | | | | | | | | | | | | | | | | | | | | | | | | | | | | | | | | | | | | | | | | | | | | | | | | | | | | | | | | | | | | | | | | | | | | | | | | | | | | |
| 9 | | 2400109101 | REAR WHEEL HUB COVER | 1 | | | | | | | | | | | | | | | | | | | | | | | | | | | | | | | | | | | | | | | | | | | | | | | | | | | | | | | | | | | | | | | | | | | | | | | | | | | | | | | | | | | | | | | | | | | | | | | | | | | | | | | | |
| 10 | | 1407042180 | RIGHT PARKING BRAKE CABLE ASSY. | 1 | | | | | | | | | | | | | | | | | | | | | | | | | | | | | | | | | | | | | | | | | | | | | | | | | | | | | | | | | | | | | | | | | | | | | | | | | | | | | | | | | | | | | | | | | | | | | | | | | | | | | | | | |
| 11 | | | REAR DRUM BRAKE BOLT | 4 | | | | | | | | | | | | | | | | | | | | | | | | | | | | | | | | | | | | | | | | | | | | | | | | | | | | | | | | | | | | | | | | | | | | | | | | | | | | | | | | | | | | | | | | | | | | | | | | | | | | | | | | |
| 12 | | 2400115106 | OUTER SINGLE ROW ROLLER BEARING | 1 | SINGLE ROW BEARING | | | | | | | | | | | | | | | | | | | | | | | | | | | | | | | | | | | | | | | | | | | | | | | | | | | | | | | | | | | | | | | | | | | | | | | | | | | | | | | | | | | | | | | | | | | | | | | | | | | | | | | |
| | | 2400117101 | INNER SINGLE ROW ROLLER BEARING | 1 | DUAL ROW BEARING | | | | | | | | | | | | | | | | | | | | | | | | | | | | | | | | | | | | | | | | | | | | | | | | | | | | | | | | | | | | | | | | | | | | | | | | | | | | | | | | | | | | | | | | | | | | | | | | | | | | | | | |
| | | 1034001507 | DUAL ROW ROLLER BEARING | 1 | DUAL ROW BEARING | | | | | | | | | | | | | | | | | | | | | | | | | | | | | | | | | | | | | | | | | | | | | | | | | | | | | | | | | | | | | | | | | | | | | | | | | | | | | | | | | | | | | | | | | | | | | | | | | | | | | | | |
| 13 | | 2400111101 | REAR AXES INTERIOR BEARING SEAL | 1 | | | | | | | | | | | | | | | | | | | | | | | | | | | | | | | | | | | | | | | | | | | | | | | | | | | | | | | | | | | | | | | | | | | | | | | | | | | | | | | | | | | | | | | | | | | | | | | | | | | | | | | | |

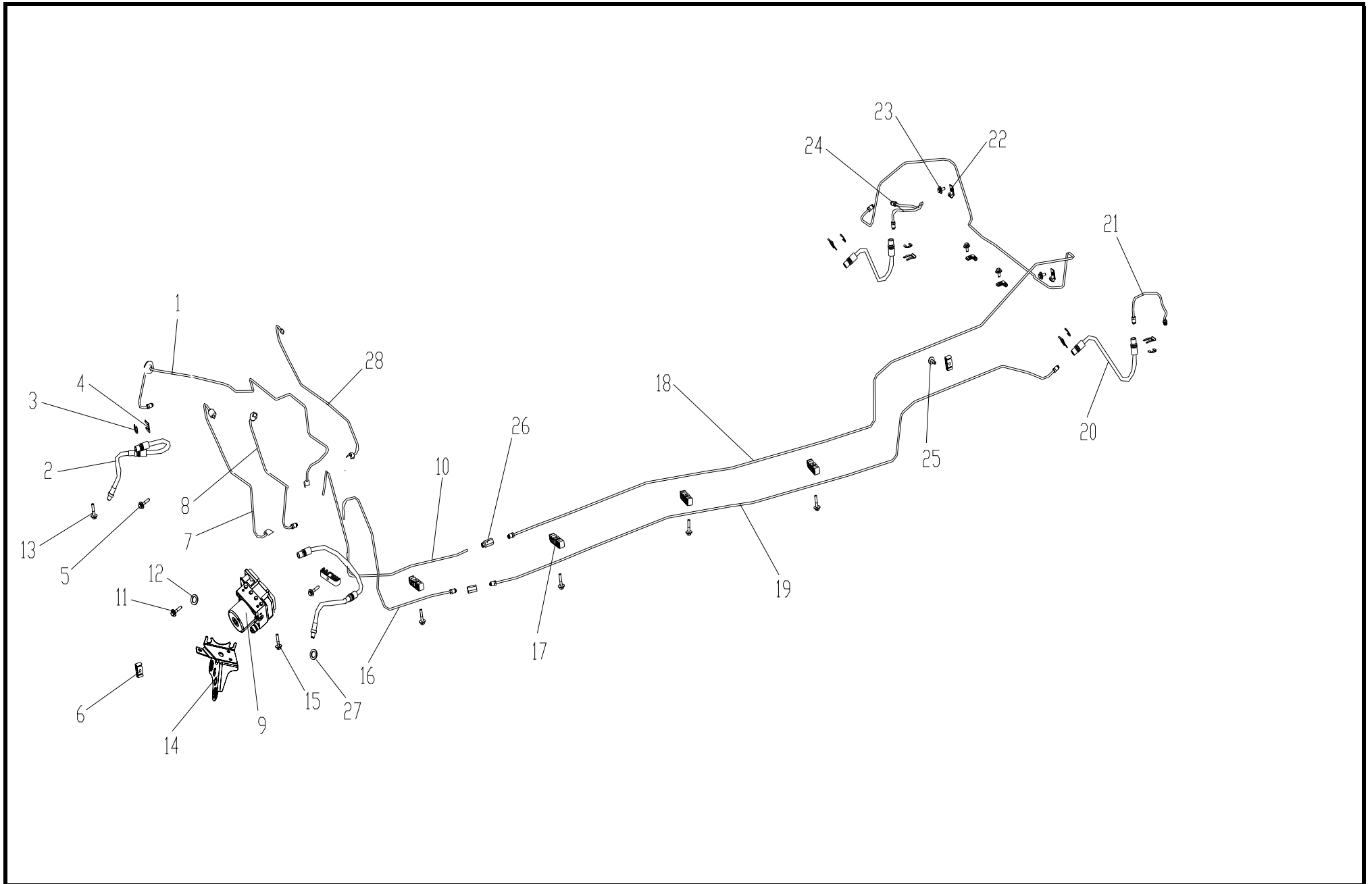
4220 RR AXLE HEAD WITH DRUM BRAKE WHEEL HUB ASSY.(W/O ABS)

| | NO. | PART NO. | DES. | QTY | REMARK |
|----|------------|---------------------------------|---------------------------------|--------------------|--------------------|
| | 1 | 3502200180 | RR BRAKE ASSY. | 1 | |
| | 1 | 1034001525 | RR AXLE HEAD SEAT ASSY. | 1 | SINGLE ROW BEARING |
| | 1 | 1034001534 | RR AXLE HEAD SEAT ASSY. | 1 | DUAL ROW BEARING |
| | 2 | 3502215106 | REAR DRUM BRAKE ASSY. | 1 | SINGLE ROW BEARING |
| | 1 | 1034001536 | REAR DRUM BRAKE ASSY. | 1 | DUAL ROW BEARING |
| | 3 | | DRUM BRAKE PLATE | 1 | |
| | 4 | | CIRCLIP | 4 | |
| | 5 | | BOLT | 4 | |
| | 6 | | THRUST WASHER | 1 | |
| | 7 | | LOCKING NUT | 1 | |
| | 8 | | HATCH PIN | 1 | |
| | 9 | 2400109101 | REAR WHEEL HUB COVER | 1 | |
| | 10 | 1407042180 | RIGHT PARKING BRAKE CABLE ASSY. | 1 | |
| 11 | | REAR DRUM BRAKE BOLT | 4 | | |
| 12 | 2400115106 | OUTER SINGLE ROW ROLLER BEARING | 1 | SINGLE ROW BEARING | |
| 1 | 2400117101 | INNER SINGLE ROW ROLLER BEARING | 1 | DUAL ROW BEARING | |
| 12 | 1034001507 | DUAL ROW ROLLER BEARING | 1 | DUAL ROW BEARING | |
| 13 | 2400111101 | REAR AXES INTERIOR BEARING SEAL | 1 | | |

4230 CLUTCH & BRAKE FOOTPLATE ASSY.

| | NO. | PART NO. | DES. | QTY | REMARK |
|----|-----|-------------------------|---|-----|--------------|
| | 1 | 140500318001 | CLUTCH & BRAKE FOOTPLATE ASSY. VACUUM BOOSTER WITH BRAKE MASTER CYLINDER ASSY. | 1 | 1.3L ABS |
| | | 140501118001 | VACUUM BOOSTER WITH BRAKE MASTER CYLINDER ASSY. | 1 | 1.5L ABS |
| | | 3540100180 | VACUUM BOOSTER WITH BRAKE MASTER CYLINDER ASSY. | 1 | 1.3L W/O ABS |
| | | 3540200180 | VACUUM BOOSTER WITH BRAKE MASTER CYLINDER ASSY. | 1 | 1.5L W/O ABS |
| | 2 | 1404060180 | CLUTCH & BRAKE FOOTPLATE ASSY. | 1 | 1.3L |
| | | 1404101180 | CLUTCH & BRAKE FOOTPLATE ASSY. | 1 | 1.5L&1.6L |
| | | 1404036180 | BRAKE FOOTPLATE WITH BRACKET ASSY. | 1 | AT |
| | 3 | | HEXAGON BOLT CUSHION | 3 | |
| | 4 | | HEXAGON FLANGE NUT | 4 | |
| | 5 | | HATCH PIN | 1 | |
| | 6 | | PIVOT | 1 | |
| 7 | | WASHER | 1 | | |
| 8 | | RUBBER PLUG | 1 | | |
| 9 | | VACUUM BOOSTER SHELF | 1 | | |
| 10 | | CLUTCH FOOTPLATE RUBBER | 1 | | |
| 11 | | BRAKE FOOTPLATE RUBBER | 1 | | |
| | | 1700791180 | BRAKE SWITCH | 1 | |

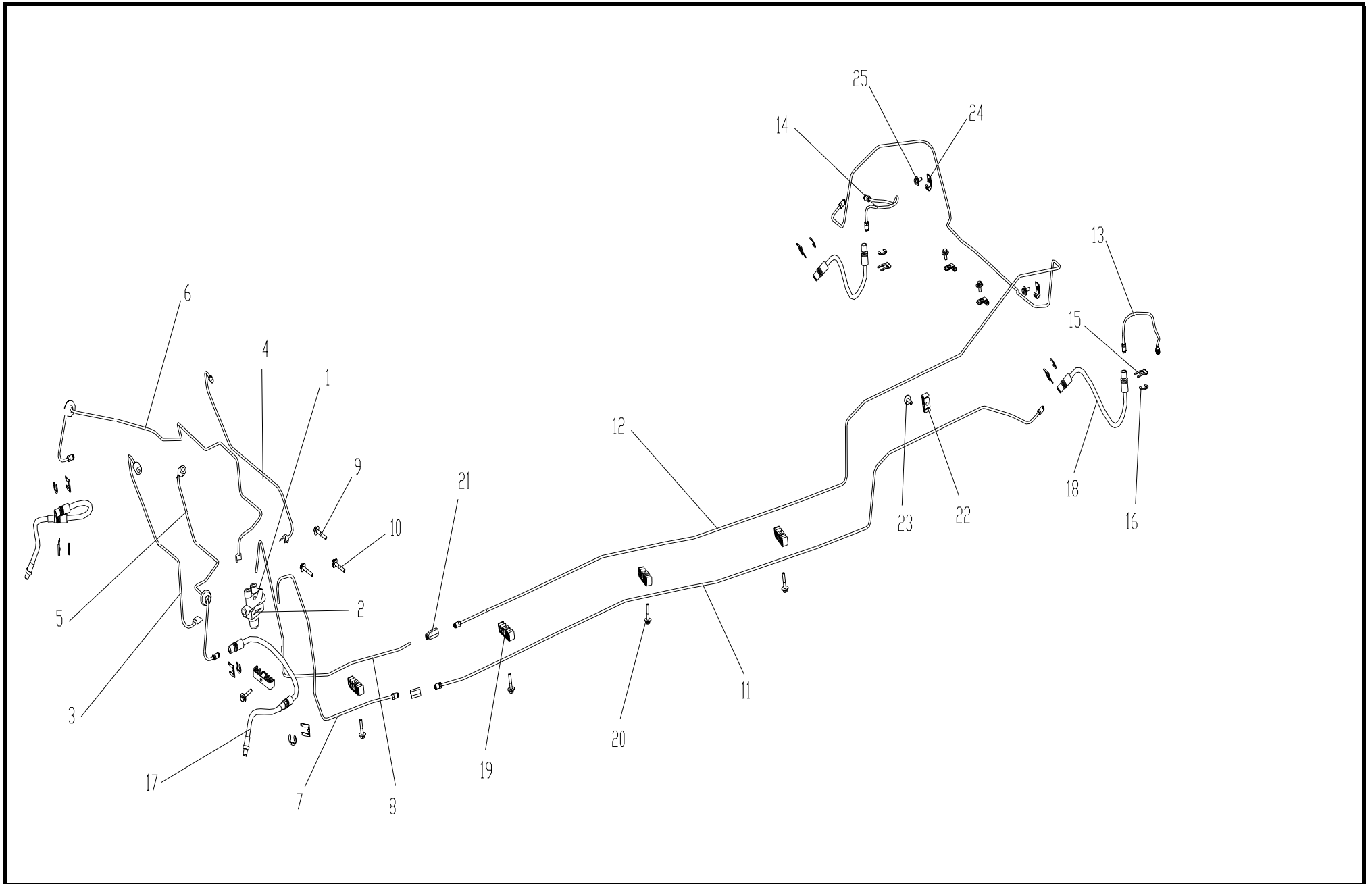
4240 BRAKE PIPELINE ASSY.(ABS)



4240 BRAKE PIPELINE ASSY.(ABS)

| NO. | PART NO. | DES. | QTY | REMARK | NO. | PART NO. | DES. | QTY | REMARK |
|-----|--------------|---|-----|--------|-----|------------|----------------------------------|-----|--------|
| | | BRAKE PIPELINE ASSY. | 1 | | 25 | | HEXAGON HEAD BOLT & WASHER ASSY. | 3 | |
| 1 | 1406069180 | RF BRAKE PIPE | 1 | | 26 | 1406141180 | DUAL-WAY CONNECTING | 2 | |
| 2 | 1406112180 | FRONT BRAKE HOSE ASSY. | 2 | | 27 | | COPPER GASKET | 2 | |
| 3 | | HATCH RING | 8 | | 28 | 1406067180 | LF BRAKE PIPE | 1 | |
| 4 | 1406108180 | "L" TYPE SPRING CLIP | 8 | | | | | | |
| 5 | | HEXAGON HEAD BOLT & WASHER ASSY. | 4 | | | | | | |
| 6 | | TWO-WAY CLIP | 3 | | | | | | |
| 7 | 1406088180 | BRAKE MAIN CYLINDER CONTROL,1# BRAKE PIPE | 1 | | | | | | |
| 8 | 1406090180 | BRAKE MAIN CYLINDER CONTROL,2# BRAKE PIPE | 1 | | | | | | |
| 9 | 1709271180 | HECU CONTROL ASSY. | 1 | | | | | | |
| 10 | 1406223180 | RR 1# BRAKE PIPE | 1 | | | | | | |
| 11 | | HEXAGON BOLT WASHER | 3 | | | | | | |
| 12 | | CUSHION | 3 | | | | | | |
| 13 | | BRAKE HOSE CONNECTING BOLT | 2 | | | | | | |
| 14 | 1409009180 | HECU CONTROL BRACKET | 1 | | | | | | |
| 15 | | CONNECTING BOLT | 3 | | | | | | |
| 16 | 1406221180 | LR 1# BRAKE PIPE | 1 | | | | | | |
| 17 | 8410026180 | FIVE-WAY CLIP | 5 | | | | | | |
| 18 | 1406085180 | RR 2# BRAKE PIPE | 1 | | | | | | |
| 19 | 1406083180 | LR 2# BRAKE PIPE | 1 | | | | | | |
| 20 | 140611518001 | REAR BRAKE HOSE ASSY. | 2 | | | | | | |
| 21 | 1406116180 | REAR BRAKE 3# BRAKE PIPE | 1 | | | | | | |
| 22 | | SINGLE WAY CLIP | 4 | | | | | | |
| 23 | | HEXAGON HEAD BOLT & WASHER ASSY. | 5 | | | | | | |
| 24 | 1406117180 | REAR BRAKE 4# BRAKE PIPE | 1 | | | | | | |

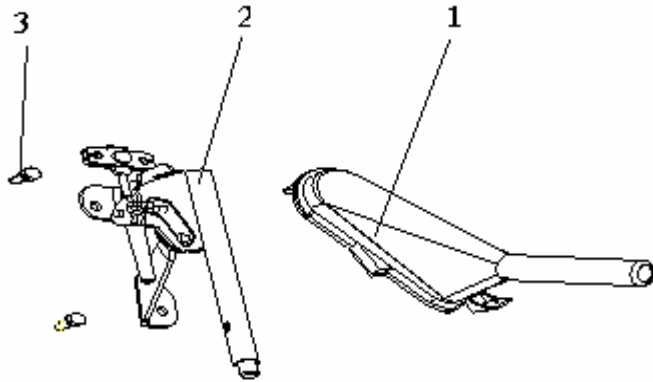
4250 BRAKE PIPELINE ASSY.(W/O ABS)



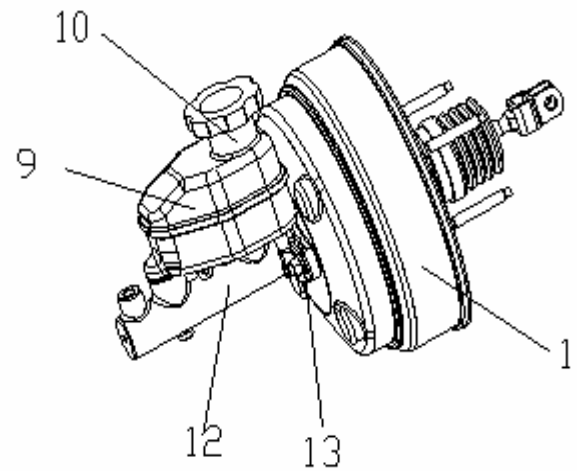
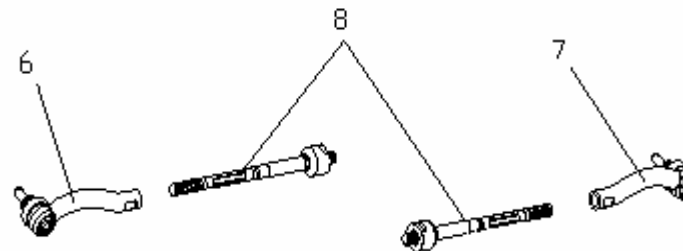
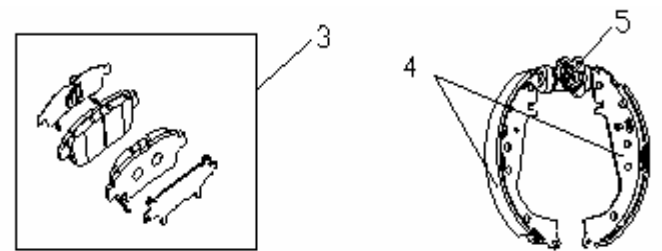
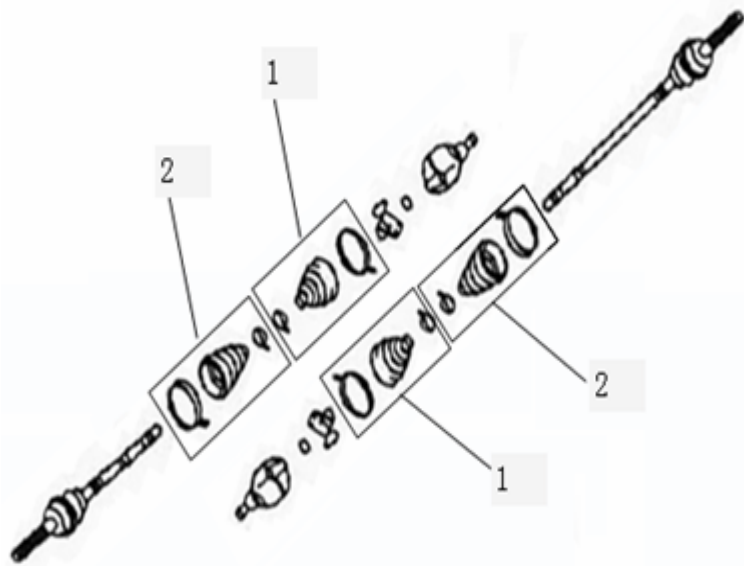
4250 BRAKE PIPELINE ASSY.(W/O ABS)

| NO. | PART NO. | DES. | QTY | REMARK | NO. | PART NO. | DES. | QTY | REMARK |
|-----|--------------|---|-----|----------|-----|----------|----------------------------------|-----|--------|
| | | BRAKE PIPELINE ASSY. (PROPORTIONING VALVE) | 1 | W/O ABS | 25 | | HEXAGON HEAD BOLT & WASHER ASSY. | 4 | |
| 1 | 3525100180 | FIVE-WAY PROPORTIONING VALVE ASSY. | 1 | | | | | | |
| 2 | 3525110180 | PROPORTIONING VALVE MOUNTING BRACKET | 1 | FIVE-WAY | | | | | |
| 3 | 3506500180 | BRAKE MASTER CYLINDER TO PROPORTIONING VALVE,1# BRAKE PIPE | 1 | | | | | | |
| 4 | 1406457180 | BRAKE MASTER CYLINDER TO PROPORTIONING VALVE,2# BRAKE PIPE | 1 | | | | | | |
| 5 | 3506100180 | LF BRAKE PIPE ASSY. | 1 | | | | | | |
| 6 | 3506200180 | RF BRAKE PIPE ASSY. | 1 | | | | | | |
| 7 | 3506300180 | LR BRAKE PIPE ASSY. I | 1 | | | | | | |
| 8 | 3506400180 | RR BRAKE PIPE ASSY. I | 1 | | | | | | |
| 9 | | HEXAGON HEAD BOLT & WASHER ASSY. | 1 | | | | | | |
| 10 | | HEXAGON HEAD BOLT & WASHER ASSY. | 2 | | | | | | |
| 11 | 1406083180 | LR 2# BRAKE PIPE | 1 | | | | | | |
| 12 | 1406085180 | RR 2# BRAKE PIPE | 1 | | | | | | |
| 13 | 1406116180 | REAR BRAKE 3# BRAKE PIPE | 1 | | | | | | |
| 14 | 1406117180 | REAR BRAKE 4# BRAKE PIPE | 1 | | | | | | |
| 15 | 1406108180 | "L" TYPE SPRING CLIP | 8 | | | | | | |
| 16 | | HATCH RING | 8 | | | | | | |
| 17 | 1406112180 | FRONT BRAKE HOSE ASSY. | 2 | | | | | | |
| 18 | 140611518001 | REAR BRAKE HOSE ASSY. | 2 | | | | | | |
| 19 | | FIVE-WAY CLIP | 5 | | | | | | |
| 20 | | HEXAGON HEAD BOLT & WASHER ASSY. | 5 | | | | | | |
| 21 | | DUAL-WAY CONNECTING | 2 | | | | | | |
| 22 | | DUAL-WAY CLIP | 1 | | | | | | |
| 23 | | HEXAGON HEAD BOLT & WASHER ASSY. | 1 | | | | | | |
| 24 | | SINGLE-WAY CLIP | 4 | | | | | | |

4260 PARKING BRAKE CONTROL ASSY.

| | NO. | PART NO. | DES. | QTY | REMARK |
|--|-----|------------|----------------------------------|-----|--------|
|  | | | PARKING BRAKE CONTROL ASSY. | 1 | |
| | 1 | 1407061180 | PARKING BRAKE LEVER ASSY. | 1 | |
| | 2 | 1407021180 | PARKING BRAKE LEVER BOOT | 1 | |
| | 3 | | HEXAGON HEAD BOLT & WASHER ASSY. | 2 | M8x20 |

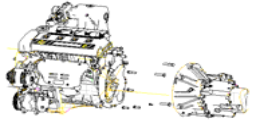
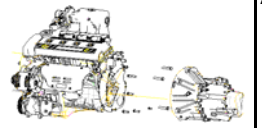
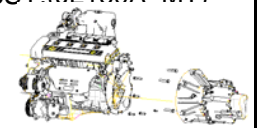
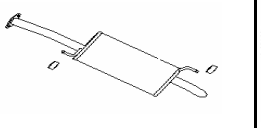

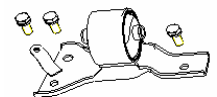
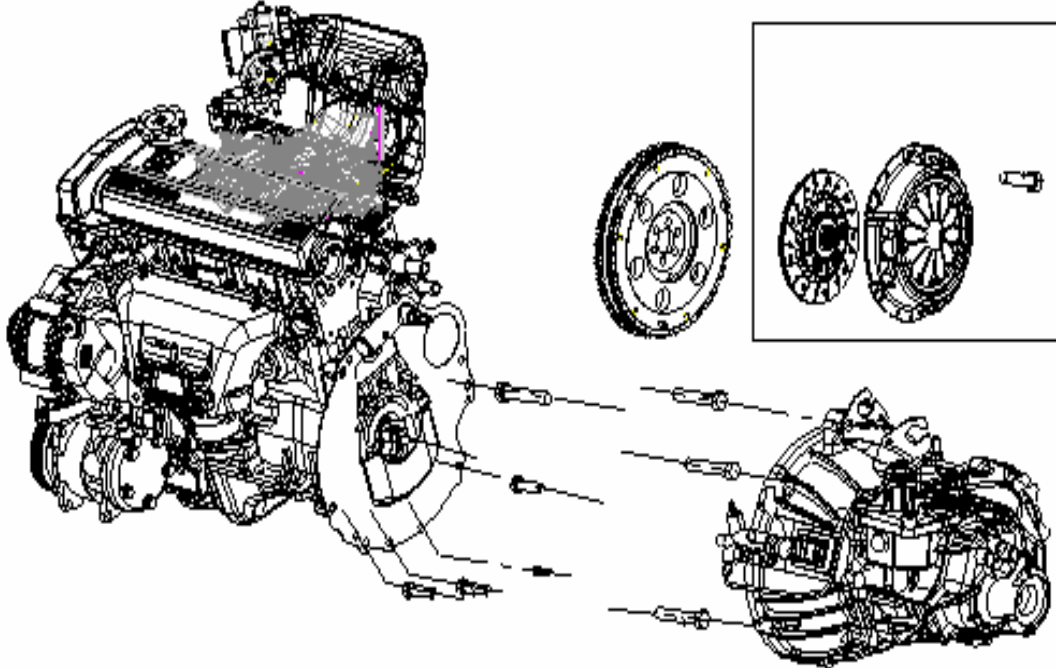
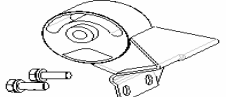

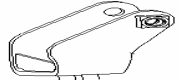

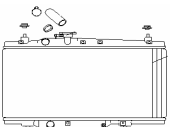
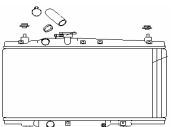
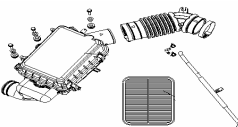

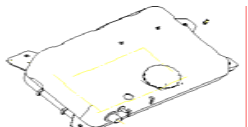
4270 CHASSIS REPAIR KIT



4270 CHASSIS REPAIR KIT

| NO. | PART NO. | DES. | QTY | REMARK | NO. | PART NO. | DES. | QTY | REMARK |
|-----|--------------|--|-----|-----------|-----|----------|-----------------------------|-----|--------|
| | | CHASSIS REPAIR KIT | 1 | | 13 | | VACUUM BOOSTER MOUNTING MAT | 1 | |
| 1 | 1401088180 | INNER RZEPPA TYPE REPAIR KIT | 1 | 1.3L | | | | | |
| | 1401106180 | INNER RZEPPA TYPE REPAIR KIT | 1 | 1.5L | | | | | |
| 2 | 1401087180 | OUTER RZEPPA TYPE REPAIR KIT | 1 | 1.3L | | | | | |
| | 1401105180 | OUTER RZEPPA TYPE REPAIR KIT | 1 | 1.5L | | | | | |
| 3 | 3501190005 | FRONT FRICTION PAD ASSY. | 1 | ABS | | | | | |
| | 3501190106 | FRONT FRICTION PAD ASSY. | 1 | W/O ABS | | | | | |
| 4 | 1403060180 | REAR FRICTION PAD ASSY. | 1 | ABS | | | | | |
| | 3502145106 | REAR FRICTION PAD ASSY. | 1 | W/O ABS | | | | | |
| 5 | 3502135005 | LEFT BRAKE WHEELY CYLINDER | 1 | ABS | | | | | |
| | 3502135106 | LEFT BRAKE WHEELY CYLINDER | 1 | W/O ABS | | | | | |
| | 3502140005 | RIGHT BRAKE WHEELY CYLINDER | 1 | ABS | | | | | |
| | 3502140106 | RIGHT BRAKE WHEELY CYLINDER | 1 | W/O ABS | | | | | |
| 6 | 3401145106 | LEFT STEERING OUTER PULL ROD & BALL JOINT | 1 | EPS | | | | | |
| | 3401145001 | LEFT STEERING OUTER PULL ROD & BALL JOINT | 1 | | | | | | |
| 7 | 3401140106 | RIGHT STEERING OUTER PULL ROD & BALL JOINT | 1 | EPS | | | | | |
| | 3401150001 | RIGHT STEERING OUTER PULL ROD & BALL JOINT | 1 | | | | | | |
| 8 | 1401261180 | STEERING RACK JOINT ASSY. | 1 | EPS | | | | | |
| | 3401505001 | STEERING RACK JOINT ASSY. | 1 | | | | | | |
| 9 | 1064020097 | RESERVOIR | 1 | | | | | | |
| 10 | | RESERVOIR COVER | 1 | | | | | | |
| 11 | 140500318003 | VACUUM BOOSTER ASSY. | 1 | 1.3L | | | | | |
| | 140501118003 | VACUUM BOOSTER ASSY. | 1 | 1.5L&1.6L | | | | | |
| 12 | 140500318002 | BRAKE MASTER CYLINDER | 1 | 1.3L | | | | | |
| | 140501118002 | BRAKE MASTER CYLINDER | 1 | 1.5L&1.6L | | | | | |

PICTURE INDEX

| | | | | | | |
|--------------------------------|--|---|---|--|--|---|
| <p>6000 POWER INDEX</p> | <p>6010 MR479Q POWER ASSY.(JL110 MT)</p>  | <p>6020 MR479QA POWER ASSY.</p>  | <p>6030 MR481QA POWER ASSY.(JL 160A MT)</p>  | <p>6260 EXHAUST SYSTEM ASSY.</p>  | <p>6080 CLUTCH SYSTEM</p>  | <p>6090 ENGINE MOUNTING ASSY. (1.3L)</p>  |
| |  | | | | | <p>6100 ENGINE MOUNTING ASSY. (1.3L NEW)</p>  |
| | | | | | | <p>6110 ENGINE MOUNTING ASSY. (1.5L)</p>  |
| | | | | | | <p>6120 ENGINE MOUNTING ASSY. (1.5L NEW)</p>  |
| | | | | | | <p>6130 ENGINE MOUNTING ASSY. (AT)</p>  |
| | | <p>6220 COOLING SYSTEM ASSY. (AT)</p>  | <p>6210 COOLING SYSTEM ASSY. (MT)</p>  | <p>6170 INTAKE ASSY.</p>  | <p>6160 FUEL PIPELINE & FUEL EVAPORATIVE</p>  | <p>6140 FUEL TANK ASSY.</p>  |

6010 MR479Q ENGINE ASSY.

| | NO. | PART NO. | DES. | QTY | REMARK |
|---|------------|-------------------------------|---|-----|---------|
| | | | MR479Q POWER ASSY.(WITH JL110 TRANSMISSION) | 1 | |
| | 1 | 1086090401 | MR479Q ENGINE ASSY. | 1 | EURO IV |
| | | 1086090403 | MR479Q ENGINE ASSY. | 1 | |
| | 2 | | HEXAGON BOLT & WASHER ASSY. | 3 | |
| | 3 | | HEXAGON BOLT & WASHER ASSY. | 1 | |
| | 4 | | HEXAGON BOLT & WASHER ASSY. | 3 | |
| 5 | | HEXAGON BOLT & WASHER ASSY. | 1 | | |
| 6 | 3000000002 | 5-SPEED TRANSMISSION(JL-S110) | 1 | | |
| | | 3000000013 | 4-SPEED TRANSMISSION(JL-Z130 AT) | 1 | |

6020 MR479QA ENGINE ASSY.

| | NO. | PART NO. | DES. | QTY | REMARK |
|----|-----|-------------------------------|--|-----|--------|
| | 1 | 1086090503 | MR479QA POWER ASSY.(WITH JL160 TRANSMISSION) | 1 | |
| | 1 | 1086001040 | MR479QA ENGINE ASSY. | 1 | |
| | 2 | | MR479QA ENGINE ASSY.(AT) | 1 | |
| | 2 | | HEXAGON BOLT AND WASHER ASSY. | 3 | |
| | 3 | | HEXAGON BOLT AND WASHER ASSY. | 1 | |
| | 4 | | HEXAGON BOLT AND WASHER ASSY. | 3 | |
| | 5 | | HEXAGON BOLT AND WASHER ASSY. | 1 | |
| | 6 | 3000000001 | 5-SPEED TRANSMISSION(JL160) | 1 | |
| | 6 | 3000000011 | 5-SPEED TRANSMISSION(JL160G) | 1 | |
| | 7 | | CLUTCH DRIVEN DISC ASSY.(1.3L) | 1 | |
| 8 | | CLUTCH PRESS DISC ASSY.(1.3L) | 1 | | |
| 9 | | HEXAGON BOLT AND WASHER ASSY. | 6 | | |
| 10 | | CLUTCH FIXING SETUP (1.5L) | 1 | | |

6030 MR481QA ENGINE ASSY.

| | NO. | PART NO. | DES. | QTY | REMARK |
|----|-----|-------------------------------|--|-----|--------|
| | | | MR481QA POWER ASSY.(WITH JL160 TRANSMISSION) | 1 | |
| | 1 | 1086090602 | MR481QA ENGINE ASSY. | 1 | |
| | 2 | | HEXAGON BOLT AND WASHER ASSY. | 3 | |
| | 3 | | HEXAGON BOLT AND WASHER ASSY. | 1 | |
| | 4 | | HEXAGON BOLT AND WASHER ASSY. | 3 | |
| | 5 | | HEXAGON BOLT AND WASHER ASSY. | 1 | |
| | 6 | 3000000001 | 5-SPEED TRANSMISSION(JL-S160) | 1 | |
| | | 3000000011 | 5-SPEED TRANSMISSION(JL-S160G) | 1 | |
| | 7 | | CLUTCH DRIVEN DISC ASSY. | 1 | |
| | 8 | | CLUTCH PRESS DISC ASSY. | 1 | |
| 9 | | HEXAGON BOLT AND WASHER ASSY. | 1 | | |
| 10 | | CLUTCH FIXING SETUP | 1 | | |

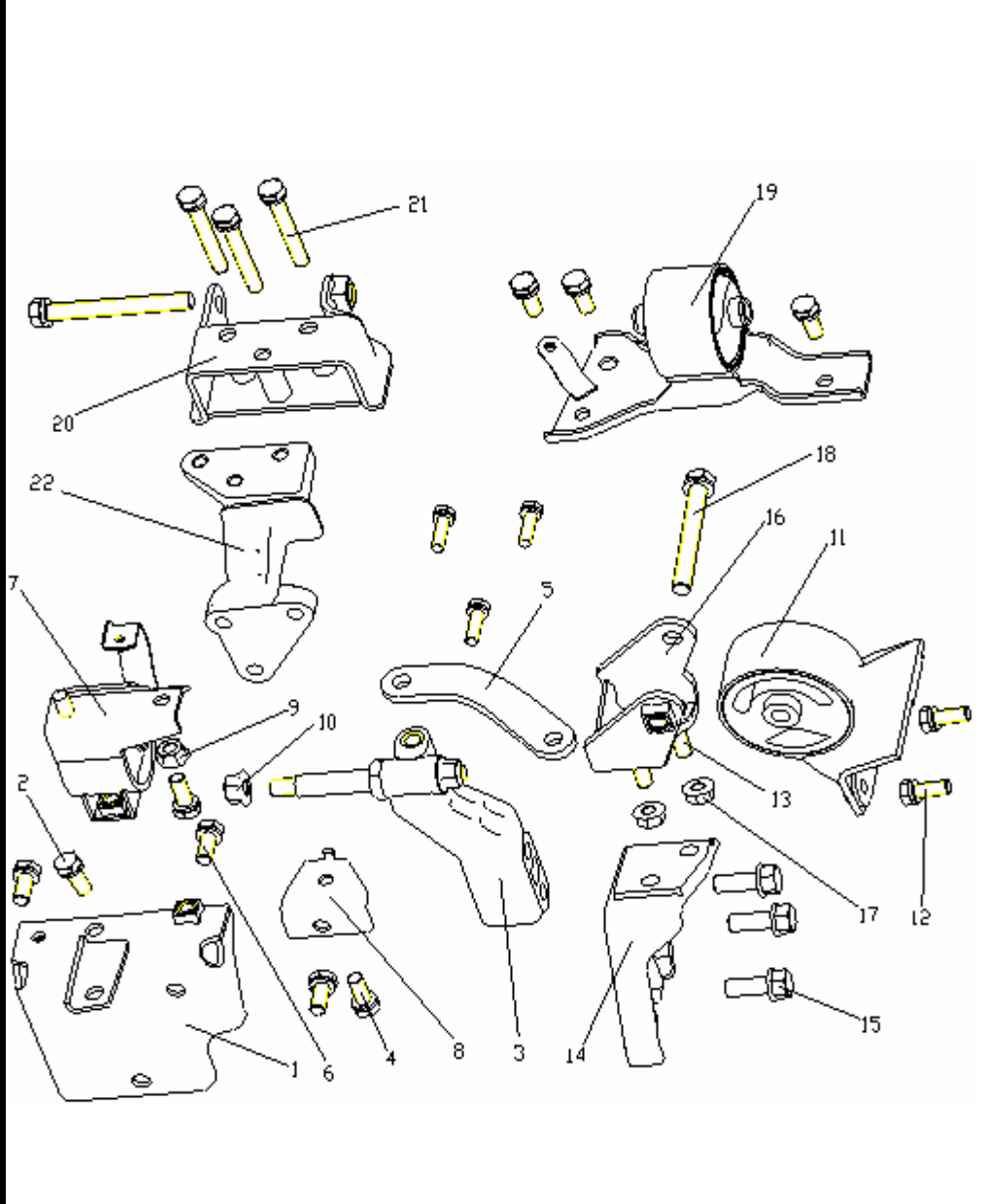
6040 CLUTCH SYSTEM (S110)

| | NO. | PART NO. | DES. | QTY | REMARK |
|--|-----|------------|---------------------------|-----|-----------|
| | 1 | 1014000329 | CLUTCH CABLE | 1 | 1.3L |
| | 2 | 3160121001 | SHAFT-CLUTCH RELEASE FORK | 1 | 1.3L |
| | 3 | 3160131601 | SPRING | 1 | 1.3L |
| | 4 | 3160131401 | BUSHING | 1 | 1.3L |
| | 5 | | CLUTCH COVER ASSY. | 1 | 1.3L&1.5L |
| | 6 | | CLUTCH DISC | 1 | 1.3L&1.5L |
| | 7 | 3160122002 | RELEASE BEARING | 1 | 1.3L |
| | 8 | 3160121601 | FORK-CLUTCH RELEASE | 1 | 1.3L |

6050 CLUTCH SYSTEM (S160)

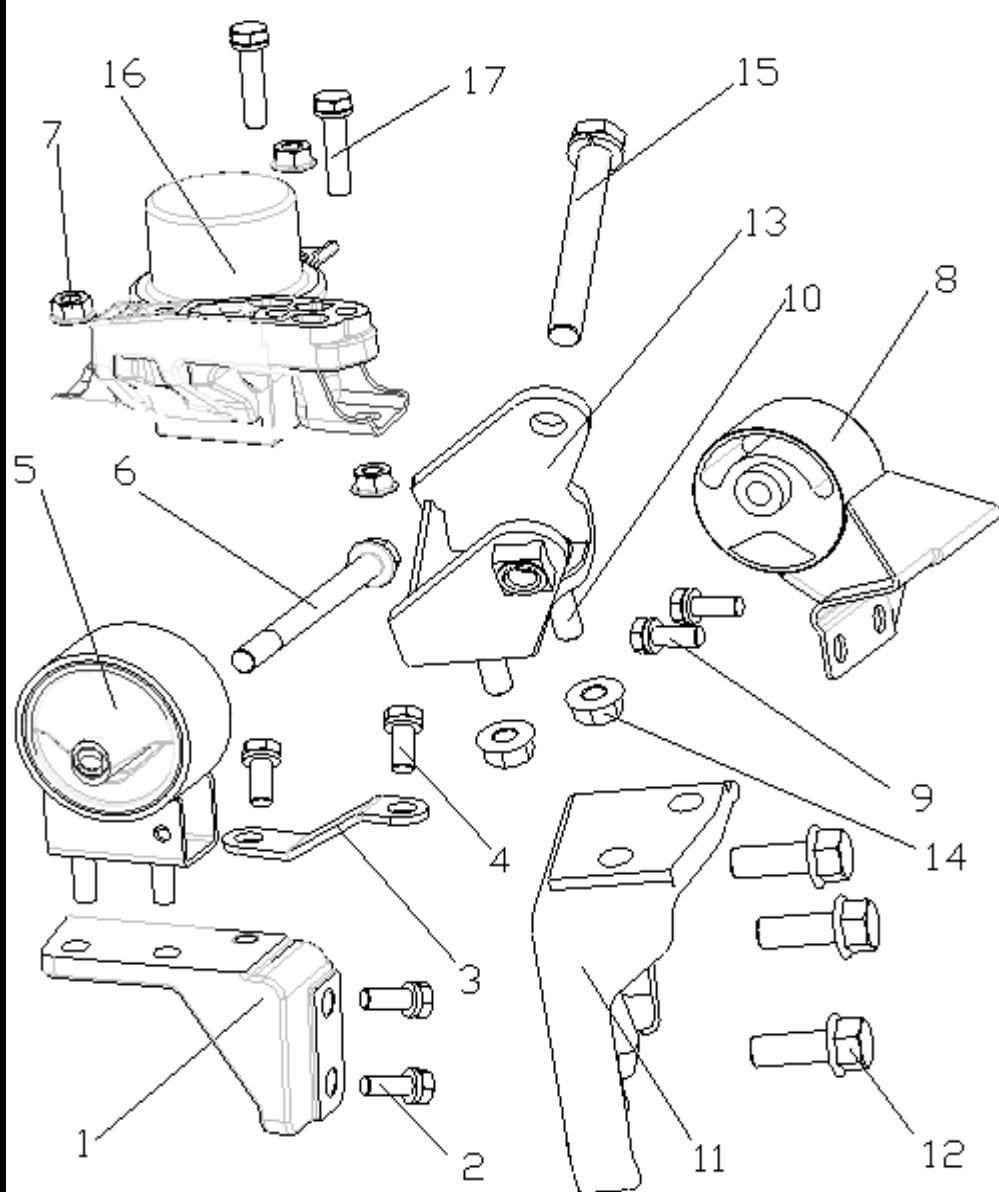
| | NO. | PART NO. | DES. | QTY | REMARK |
|--|-----|------------|-------------------------|-----|-----------|
| | 2 | 3160131006 | CYLINDER-CLUTCH RELEASE | 1 | 1.5L&1.6L |
| | 4 | 3160121101 | FORK-RELEASE | 1 | 1.5L&1.6L |
| | 5 | 3160122001 | RELEASE BEARING | 1 | 1.5L&1.6L |
| | 6 | | CLUTCH COVER | 1 | 1.6L |
| | 7 | | CLUTCH DISC | 1 | 1.6L |
| | | | | | |
| | | | | | |

6060 ENGINE MOUNTING ASSY. (1.3L)

| | NO. | PART NO. | DES. | QTY | REMARK |
|---|------------|-----------------------------|--|-----|--------------|
|  | | | ENGINE MOUNTING ASSY. | 1 | |
| | 1 | 1600564180 | ENGINE MOUNTING LEFT BRACKET | 1 | |
| | 2 | | HEXAGON HEAD BOLT & SPRING WASHER ASSY. | 9 | |
| | 3 | 1600411180 | ENGINE MOUNTING FRT BRACKET | 1 | |
| | 4 | | HEXAGON HEAD BOLT & SPRING WASHER ASSY. | 2 | M12X1.25X35 |
| | 5 | 1600567180 | ENGINE INSTALLATION 2# LEFT SUPPORT BOARD | 1 | |
| | 6 | | HEXAGON HEAD BOLT & SPRING WASHER ASSY. | 2 | M12x1.25x30 |
| | 7 | 1600436180 | ENGINE MOUNTING LEFT BRACKET CUSHION ASSY. | 1 | |
| | 8 | 1600566180 | ENGINE MOUNTING LEFT SUPPORT BOARD | 1 | |
| | 9 | | HEXAGON FLANGE NUT-A CLASS M10x1.25 | 1 | |
| | 10 | | HEXAGON FLANGE NUT-A CLASS M12x1.26 | 1 | |
| | 11 | 1600437180 | ENGINE REAR CUSHION ASSY. | 1 | |
| | 12 | | HEXAGON HEAD BOLT & SPRING WASHER ASSY. | 2 | M10x1.25x120 |
| | 13 | | HEXAGON HEAD BOLT & SPRING WASHER ASSY. | 2 | M10x1.25x25 |
| | 14 | 1600434180 | ENGINE MOUNTING REAR 1# BRACKET | 1 | |
| | 15 | | HEXAGON FLANGE BOLT-B CLASS M12x1.25x30 | 3 | |
| | 16 | 1600401180 | ENGINE MOUNTING REAR BRACKET | 1 | |
| | 17 | | HEXAGON FLANGE LOCK NUT | 2 | |
| | 18 | | HEXAGON HEAD BOLT & SPRING WASHER ASSY. | 2 | M12X1.25X100 |
| | 19 | 1600435180 | ENGINE RIGHT CUSHION ASSY. | 1 | |
| | 20 | 1600418180 | ENGINE INSTALLATION RIGHT BRACKET | 1 | |
| | 21 | | HEXAGON HEAD BOLT & SPRING WASHER ASSY. | 3 | M10x1.25x70 |
| 22 | 2000410104 | ENGINE RIGHT FIXING BRACKET | 1 | | |

6070 ENGINE MOUNTING ASSY. (1.3L NEW)

| NO. | PART NO. | DES. | QTY | REMARK |
|-----|------------|---|-----|--------------|
| | | ENGINE MOUNTING ASSY. | 1 | 1.3L |
| 1 | 1600360180 | ENGINE MOUNTING LEFT BRACKET | 1 | |
| 2 | | HEXAGON HEAD BOLT & SPRING WASHER ASSY. | 2 | |
| 3 | | ENGINE LEFT CONNECTING PLATE | 1 | |
| 4 | | HEXAGON HEAD BOLT & SPRING WASHER ASSY. | 2 | |
| 5 | 1601490180 | ENGINE LEFT MOUNTING ASSY. | 1 | |
| 6 | | HEXAGON FLANGE BOLT | 1 | |
| 7 | | HEXAGON FLANGE NUT | 5 | |
| 8 | 1601491180 | ENGINE REAR MOUNTING ASSY. | 1 | |
| 9 | | HEXAGON HEAD BOLT & SPRING WASHER ASSY. | 2 | M10x1.25x120 |
| 10 | | HEXAGON HEAD BOLT & SPRING WASHER ASSY. | 2 | M10x1.25x25 |
| 11 | 1600434180 | ENGINE MOUNTING 1# BRACKET | 1 | |
| 12 | | HEXAGON HEAD BOLT & SPRING WASHER ASSY. | 3 | M10x1.25x35 |
| 13 | 1600401180 | ENGINE MOUNTING REAR BRACKET | 1 | |
| 14 | | HEXAGON FLANGE LOCK NUT | 2 | |
| 15 | | HEXAGON HEAD BOLT & SPRING WASHER ASSY. | 1 | M12X1.25X100 |
| 16 | 1601655180 | ENGINE RIGHT HANG ASSY. | 1 | 1.3L |
| 17 | | HEXAGON HEAD BOLT & SPRING WASHER ASSY. | 2 | |



6080 ENGINE MOUNTING ASSY. (1.5L)

| | NO. | PART NO. | DES. | QTY | REMARK |
|----|------------|-----------------------------|---|-----|--------------|
| | | | ENGINE MOUNTING ASSY. | 1 | |
| | 1 | 1600564180 | ENGINE MOUNTING LEFT BRACKET | 1 | |
| | 2 | | HEXAGON HEAD BOLT & SPRING WASHER ASSY. | 9 | |
| | 3 | 1600412180 | ENGINE MOUNTING BRACKET | 1 | |
| | 4 | | HEXAGON HEAD BOLT & SPRING WASHER ASSY. | 3 | M10x1.25x40 |
| | 5 | 1601808180 | ENGINE MOUNTING LEFT CUSHION ASSY. | 1 | |
| | 6 | | HEXAGON FLANGE NUT-A CLASS | 1 | M10X1.25 |
| | 7 | | HEXAGON FLANGE NUT-A CLASS | 1 | M12x1.25 |
| | 8 | 1600437180 | ENGINE REAR CUSHION ASSY. | 1 | |
| | 9 | | HEXAGON HEAD BOLT & SPRING WASHER ASSY. | 2 | M10x1.25x120 |
| | 10 | | HEXAGON HEAD BOLT & SPRING WASHER ASSY. | 2 | M10x1.25x25 |
| | 11 | 1600566180 | ENGINE MOUNTING LEFT SUPPORT BOARD | 1 | |
| | 12 | 1600152180 | LOWER SUPPORT | 1 | |
| | 13 | | HEXAGON HEAD BOLT & SPRING WASHER ASSY. | 3 | M10x1.25x35 |
| | 14 | 1600501180 | ENGINE MOUNTING REAR BRACKET | 1 | |
| | 15 | | HEXAGON FLANGE LOCK NUT | 2 | |
| | 16 | | HEXAGON HEAD BOLT & SPRING WASHER ASSY. | 1 | M12X1.25X100 |
| | 17 | 1600435180 | ENGINE RIGHT CUSHION ASSY. | 1 | |
| | 18 | 1600418180 | ENGINE MOUNTING RIGHT BRACKET | 1 | |
| | 19 | | HEXAGON HEAD BOLT & SPRING WASHER ASSY. | 3 | M10x1.25x70 |
| 20 | 2000410104 | ENGINE RIGHT FIXING BRACKET | 1 | | |

6090 ENGINE MOUNTING ASSY. (1.5L NEW)

| | NO. | PART NO. | DES. | QTY | REMARK |
|----|------------|---|---|-------|--------------|
| | 1 | 1600564180 | ENGINE LEFT BRACKET | 1 | S160 |
| | | 1016001768 | ENGINE LEFT BRACKET | 1 | S160G |
| | 2 | | HEXAGON HEAD BOLT & SPRING WASHER ASSY. | 3 | |
| | 3 | 1601490180 | ENGINE LEFT MOUNTING ASSY. | 1 | |
| | 4 | | HEXAGON FLANGE BOLT | 1 | |
| | 5 | | HEXAGON FLANGE NUT | 5 | |
| | 6 | 1601491180 | ENGINE REAR MOUNTING ASSY. | 1 | |
| | 7 | | HEXAGON HEAD BOLT & SPRING WASHER ASSY. | 2 | M10x1.25x120 |
| | 8 | | HEXAGON HEAD BOLT & SPRING WASHER ASSY. | 2 | M10x1.25x25 |
| | 9 | 1600152180 | LOWER SUPPORT | 1 | |
| | 10 | | HEXAGON HEAD BOLT & SPRING WASHER ASSY. | 3 | M10x1.25x35 |
| | 11 | 1600501180 | ENGINE MOUNTING REAR BRACKET | 1 | |
| | 12 | | HEXAGON FLANGE LOCK NUT | 2 | |
| | 13 | | HEXAGON HEAD BOLT & SPRING WASHER ASSY. | 1 | M12X1.25X100 |
| | 14 | 1016001489 | ENGINE RIGHT MOUNTING ASSY. | 1 | S160 |
| | 1016001765 | ENGINE RIGHT MOUNTING ASSY. | 1 | S160G | |
| 15 | | HEXAGON HEAD BOLT & SPRING WASHER ASSY. | 2 | | |

6100 ENGINE MOUNTING ASSY. (AT)

| | NO. | PART NO. | DES. | QTY | REMARK |
|----|------------|---|---|-----------|--------------|
| | | | ENGINE MOUNTING ASSY. (AT) | 1 | |
| | 1 | 1602366180 | ENGINE LEFT BRACKET (AT) | 1 | |
| | 2 | | HEXAGON HEAD BOLT & SPRING WASHER ASSY. | 3 | |
| | 3 | 1601490180 | ENGINE LEFT MOUNTING ASSY. | 1 | |
| | 4 | | HEXAGON FLANGE BOLT | 1 | |
| | 5 | | HEXAGON FLANGE NUT | 5 | |
| | 6 | 1601491180 | ENGINE REAR MOUNTING ASSY. | 1 | |
| | 7 | | HEXAGON HEAD BOLT & SPRING WASHER ASSY. | 2 | M10x1.25x120 |
| | 8 | | HEXAGON HEAD BOLT & SPRING WASHER ASSY. | 2 | M10x1.25x25 |
| | 9 | 1602365180 | ENGINE REAR BRACKET (AT) | 1 | |
| | 10 | | HEXAGON HEAD BOLT & SPRING WASHER ASSY. | 3 | M10x1.25x35 |
| | 11 | 1600401180 | ENGINE MOUNTING REAR BRACKET | 1 | |
| | 12 | | HEXAGON FLANGE LOCK NUT | 2 | |
| | 13 | | HEXAGON HEAD BOLT 7 SPRING WASHER ASSY. | 1 | M12X1.25X100 |
| | 14 | 1601655180 | ENGINE RIGHT MOUNTING ASSY.(1.3L) | 1 | 1.3L |
| | 1016001489 | ENGINE RIGHT MOUNTING ASSY.(1.5L) | 1 | 1.5L&1.6L | |
| 15 | | HEXAGON HEAD BOLT & SPRING WASHER ASSY. | 2 | | |

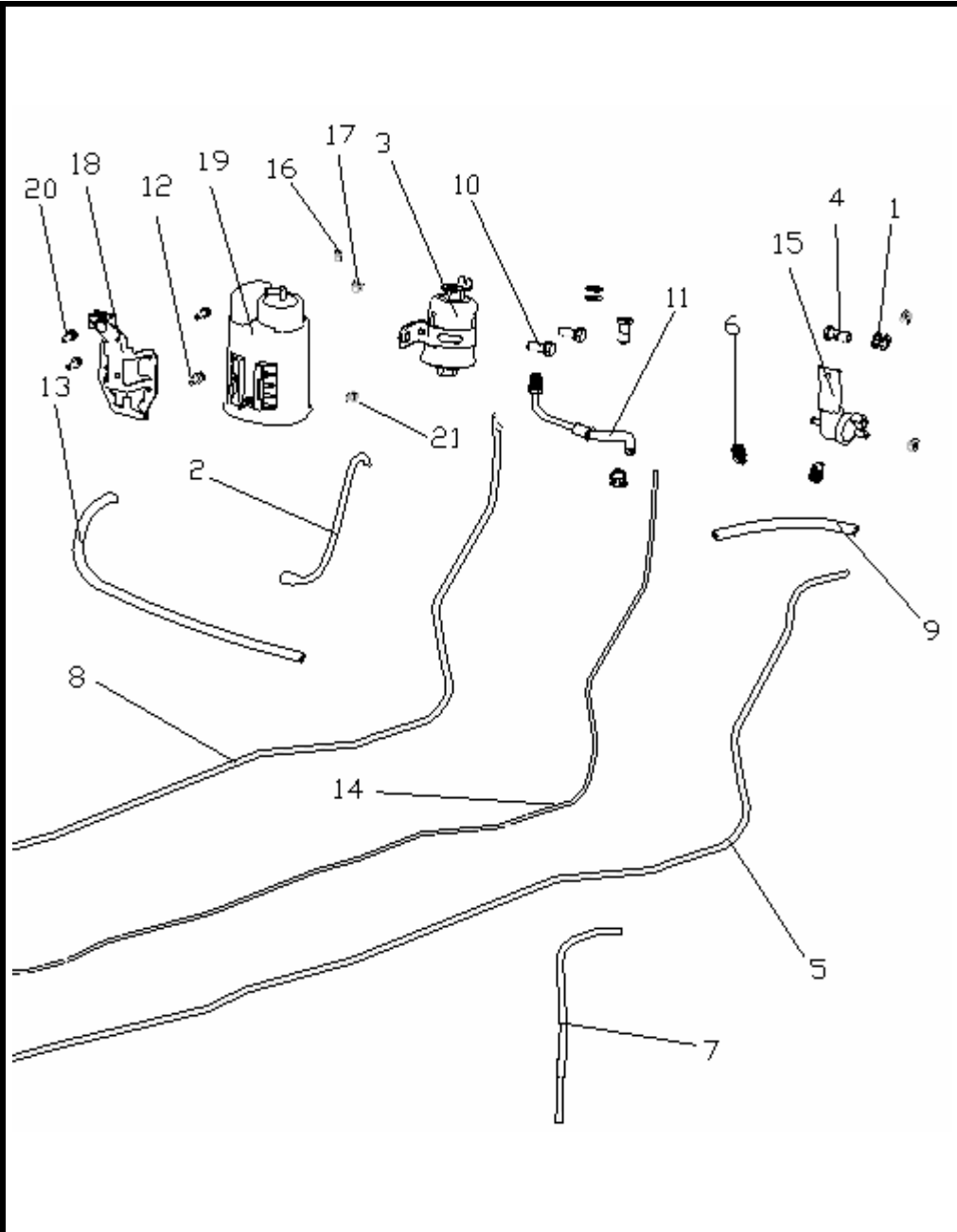
6110 FUEL TANK ASSY.

| | NO. | PART NO. | DES. | QTY | REMARK |
|--|-----|------------|---|-----|-------------|
| | | 1601234180 | FUEL TANK ASSY. | 1 | |
| | 1 | 1601231180 | FUEL TUBE LOWER SEAL | 1 | |
| | 2 | 1601232180 | SEAL PRESSURE PLATE | 1 | |
| | 3 | | HEXAGON HEAD BOLT & SPRING WASHER ASSY. | 1 | |
| | 4 | 1601217180 | FUEL VENTILATION METAL PIPE ASSY. | 1 | |
| | 5 | | FUEL FILLER HOSE | 1 | |
| | 6 | | "B" TYPE WORM DRIVE HOOP | 2 | |
| | 7 | | METAL STRIP SPRING HOOP | 3 | |
| | 8 | | METAL STRIP SPRING HOOP | 2 | |
| | 10 | | HEXAGON HEAD BOLT & SPRING WASHER ASSY. | 4 | |
| | 11 | 1601807180 | FUEL VENTILATION HOSE | 2 | |
| | 12 | 1601215180 | FUEL PIPE UPPER ASSY. | 1 | |
| | 13 | 1601280180 | FUEL WASHER | 1 | |
| | 14 | | CROSS HEXAGON HEAD BOLT & WASHER ASSY. | 2 | |
| | 15 | 1802545180 | OIL FILLER CAP ASSY. | 1 | |
| | 16 | 8108073180 | "O" TYPE RING | 1 | |
| | 17 | 1601285180 | FUEL PUMP WITH FUEL SENSOR ASSY. | 1 | |
| | 18 | 1601279180 | FUEL TANK COVER | 1 | |
| | 19 | | CROSS HEXAGON HEAD BOLT & WASHER ASSY. | 1 | |
| | 20 | | HEXAGON HEAD BOLT & SPRING WASHER ASSY. | 2 | |
| | 21 | 1016003279 | FUEL FILTER BRACKET | 1 | FROM 200807 |
| | 22 | 1016003280 | FUEL FILTER | 1 | FROM 200807 |
| | 23 | 1016003278 | OUTLET FUEL FILTER HOSE | 1 | FROM 200807 |

6120 FUEL PIPE & FUEL EVAPORATION ASSY.

| | NO. | PART NO. | DES. | QTY | REMARK |
|----|-----|------------|---|-----|--------|
| | 1 | 1601242180 | FUEL TUBE & FUEL EVAPORATION ASSY. | 1 | |
| | 1 | | CANISTER VACUUM HOSE 2 | 2 | |
| | 2 | | METAL STRIP TYPE SPRING HOOP | 4 | |
| | 3 | | METAL STRIP TYPE SPRING HOOP | 2 | |
| | 4 | | CANISTER CONTROL VALVE | 1 | |
| | 5 | | CROSS HEXAGON HEAD BOLT & WASHER ASSY. | 2 | |
| | 6 | 1601529180 | CONTROL CANISTER | 1 | |
| | 7 | 1601248180 | CANISTER INTAKE HOSE | 1 | |
| | 8 | 1601225180 | 2# VENTILATION PIPE | 1 | |
| | 9 | 1601811180 | RETURN HOSE | 1 | |
| | 10 | 1601226180 | RETURN PIPE | 1 | |
| | 11 | 1601228180 | CONNECTING FUEL LINE RETURN HOSE | 1 | |
| | 12 | | "A" TYPE WORM DRIVE TUBE HOOP | 6 | |
| | 13 | | FUEL RECYCLING HOSE | 1 | |
| | 14 | | CONNECTING FUEL LINE FUEL HOSE | 2 | |
| | 15 | | SEAL GASKET | 4 | |
| | 16 | | FUEL FILTER | 1 | |
| | 17 | | HEXAGON HEAD BOLT & SPRING WASHER ASSY. | 2 | |
| | 18 | | CONNECTING FUEL FILTER HOSE | 1 | |
| | 19 | 1601227180 | FUEL MAIN PIPE | 1 | |
| 20 | | FUEL PIPE | 1 | | |

6130 FUEL PIPE & FUEL EVAPORATIVE ASSY.(EURO III)

|  | NO. | PART NO. | DES. | QTY | REMARK |
|---|-----|------------|--|-----|---------------|
| | 1 | | SEAL GASKET | 2 | |
| | 2 | 1601848180 | CONTROL VALVE HOSE [B] | 1 | |
| | 3 | 1601255180 | FUEL FILTER | 1 | BEFORE 200807 |
| | 4 | | BOLT | 1 | |
| | 5 | 1601226180 | RETURN PIPE | 1 | |
| | 6 | | "A" TYPE WORM DRIVE TUBE HOOP | 3 | |
| | 7 | 1601248180 | CANISTER INTAKE HOSE | 1 | |
| | 8 | 1601227180 | FUEL MAIN PIPE | 1 | |
| | 9 | 1601811180 | CONNECTING FUEL LINE RETURN HOSE | 1 | |
| | 10 | | HEXAGON HEAD BOLT & SPRING WASHER ASSY. | 2 | |
| | 11 | 1601837180 | FUEL FILTER HOSE [A] | 1 | |
| | 12 | | CROSS HEXAGON HEAD BOLT AND WASHER ASSY. | 2 | |
| | 13 | | CANISTER HOSE | 1 | |
| | 14 | 1601225180 | 2# INTAKE PIPE | 1 | |
| | 15 | | CANISTER CONTROL VALVE | 1 | |
| | 16 | | METAL STRIP SPRING HOOP | 2 | |
| | 17 | | METAL STRIP SPRING HOOP | 2 | |
| | 18 | | CANISTER MOUNTING BRACKET ASSY. | 1 | VERTICAL |
| | 19 | 1601529180 | CANISTER | 1 | VERTICAL |
| | 20 | | CROSS HEXAGON HEAD BOLT & WASHER ASSY. | 2 | |
| | 21 | | METAL STRIP SPRING HOOP | 1 | |

6140 INTAKE ASSY.

| | NO. | PART NO. | DES. | QTY | REMARK |
|----|------------|-------------------|---|-----|--------|
| | | | INTAKE ASSY. | 1 | |
| | 1 | | HEXAGON HEAD BOLT & WASHER ASSY. | 3 | |
| | 2 | | BOLT BUSH | 3 | |
| | 3 | 1402355180 | RUBBER MAT | 3 | |
| | 4 | | RUBBER PLUG | 1 | |
| | 5 | | AIR CLEANER UPPER CASE | 1 | |
| | 6 | | AIR CLEANER LOWER CASE | 1 | |
| | 7 | | CLIP | 4 | |
| | 8 | | AIR CLEANER INTAKE PIPE | 1 | |
| | 9 | 1601602180 | AIR CLEANER INTAKE HOSE | 1 | |
| | 10 | | WORM DRIVE TUBE HOOP | 2 | |
| | 11 | | HEAT AIR INTAKE PIPE | 1 | |
| | 12 | | METAL STRIP SPRING HOOP | 3 | |
| | 13 | 1086000486 | CRANKCASE EXHAUST EMISSION HOSE | 1 | |
| | 14 | | CRANKCASE EXHAUST EMISSION HOSE FIXING CLIP | 1 | |
| | 15 | 1109140005 | AIR CLEANER FILTER | 1 | |
| | 16 | | AIR CLEANER FILTER GASKET | 1 | |
| | 17 | | RUBBER PLUG | 1 | |
| 18 | 1601598180 | AIR CLEANER ASSY. | 1 | | |

6150 COOLING SYSTEM ASSY. (MT/RADIATOR BACKWARD)

| | NO. | PART NO. | DES. | QTY | REMARK |
|----|-----|---------------|---|-----|--------|
| | 1 | 1602041180-01 | COOLING SYSTEM ASSY. | 1 | |
| | 1 | 1602041180-01 | RADIATOR ASSY.(MT) | 1 | |
| | 2 | 1601408180 | RADIATOR UPPER CUSHION | 2 | |
| | 3 | 1602197180 | RADIATOR LOWER CUSHION | 2 | |
| | 4 | 1602052180 | RADIATOR MOUNTING BRACKET | 2 | |
| | 5 | | HEXAGON BOLT & WASHER ASSY. | 4 | |
| | 6 | 1602044180 | COOLING FAN & MOTOR ASSY. | | |
| | 7 | | HEXAGON HEAD BOLT & SPRING WASHER ASSY. | 3 | |
| | 8 | 1602060180 | RADIATOR INTAKE WATER PIPE | 1 | |
| | 9 | 1602045180 | EXPANSION CAN ASSY. | 1 | |
| | 10 | | CROSS HEAD BOLT & SPRING WASHER ASSY. | 3 | |
| | 11 | | METAL STRIP SPRING HOOP | 2 | |
| | 12 | 1602051180 | RADIATOR OUTLET PIPE | 1 | |
| | 13 | | "A" TYPE WORM DRIVE TUBE HOOP | 4 | |
| | 14 | 1602046180 | OVERFLOW PIPE | 1 | |
| | 15 | 1601457180 | RADIATOR COVER | 1 | |
| 16 | | DRAIN SWITCH | 1 | | |

6160 COOLING SYSTEM ASSY. (MT/ RADIATOR FORWARD)

| | NO. | PART NO. | DES. | QTY | REMARK |
|--|-----|---------------|---------------------------------------|-----|------------------|
| | 1 | 1601408180 | COOLING SYSTEM ASSY. | 1 | |
| | 2 | 1602041180-01 | RADIATOR UPPER CUSHION | 2 | |
| | 3 | 1602197180 | RADIATOR LOWER CUSHION | 1 | |
| | 4 | | HEXAGON BOLT & WASHER ASSY. | 6 | |
| | 5 | 1602192180 | RIGHT COOLING FAN WITH MOTOR ASSY. | 1 | RADIATOR FORWARD |
| | 6 | 1602191180 | LEFT COOLING FAN WITH MOTOR ASSY. | 1 | RADIATOR FORWARD |
| | 7 | 1602046180 | OVERFLOW PIPE | 1 | |
| | 8 | | STEEL WIRE TYPE SPRING HOOP | 2 | |
| | 9 | | CROSS HEAD BOLT & SPRING WASHER ASSY. | 3 | |
| | 10 | 1602045180 | EXPANSION CAN ASSY. | 1 | |
| | 11 | | "A" TYPE WORM DRIVE TUBE HOOP | 4 | |
| | 12 | 1602051180 | RADIATOR OUTLET PIPE | 1 | RADIATOR FORWARD |
| | 13 | 1602060180 | RADIATOR WATER INLET PIPE | 1 | RADIATOR FORWARD |
| | 14 | 1601457180 | RADIATOR COVER | 1 | RADIATOR FORWARD |
| | 15 | | DRAIN SWITCH | 1 | |

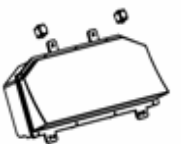





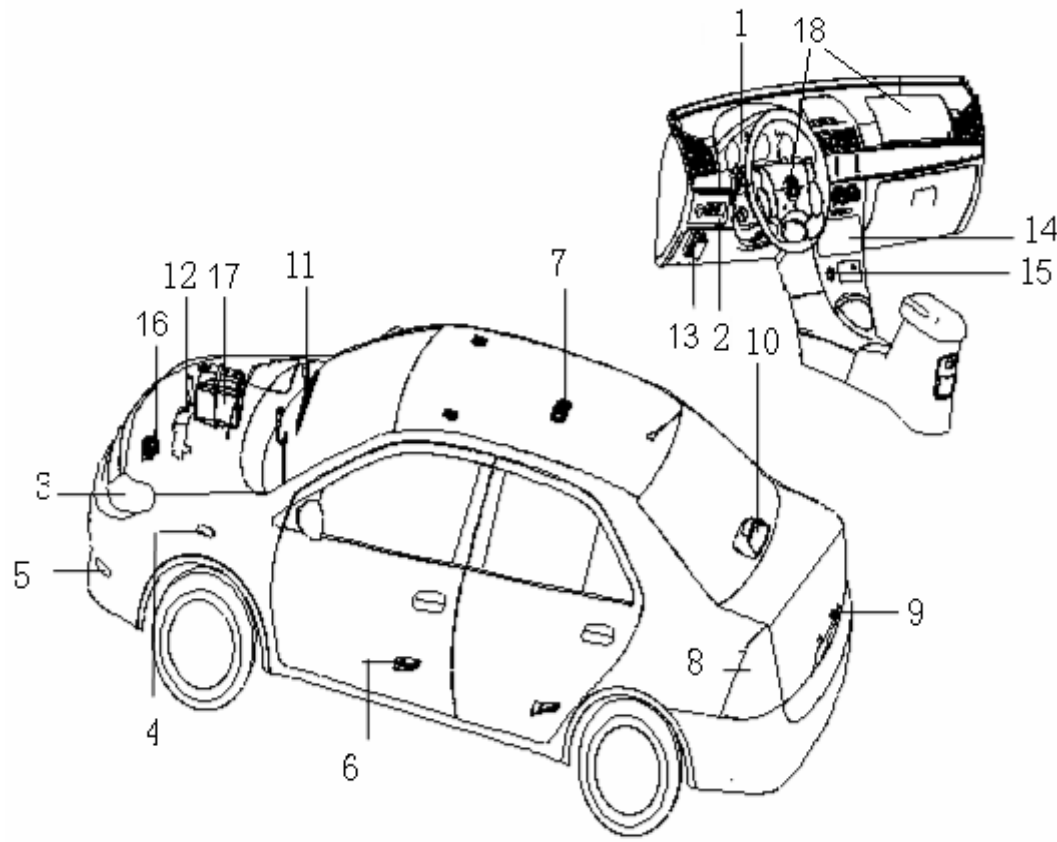










6170 COOLING SYSTEM ASSY. (AT)

| | NO. | PART NO. | DES. | QTY | REMARK |
|----|------------|-------------------------------------|---------------------------------------|-----|------------------|
| | 1 | 1601048180 | COOLING SYSTEM ASSY. | 1 | |
| | 1 | 1601048180 | RADIATOR UPPER CUSHION | 2 | |
| | 2 | 1016000231 | RADIATOR ASSY.(AT) | 1 | AT |
| | 3 | 1602197180 | RADIATOR LOWER CUSHION | 2 | |
| | 4 | | HEXAGON BOLT & WASHER ASSY. | 6 | |
| | 5 | 1602192180 | RIGHT COOLING FAN WITH MOTOR ASSY. | 1 | RADIATOR FORWARD |
| | 6 | 1602191180 | LEFT COOLING FAN WITH MOTOR ASSY. | 1 | RADIATOR FORWARD |
| | 7 | | OVERFLOW PIPE | 1 | |
| | 8 | | STEEL WIRE TYPE SPRING HOOP | 2 | |
| | 9 | | CROSS HEAD BOLT & SPRING WASHER ASSY. | 3 | |
| | 10 | 1602045180 | EXPANSION CAN ASSY. | 1 | |
| | 11 | | "A" TYPE WORM DRIVE TUBE HOOP | 4 | |
| | 12 | 1602200180 | RADIATOR OUTLET PIPE | 1 | RADIATOR FORWARD |
| | 13 | 1602199180 | RADIATOR WATER INLET PIPE | 1 | RADIATOR FORWARD |
| | 14 | | AT OIL INLET PIPE | 1 | RADIATOR FORWARD |
| | 15 | | AT OIL OUTLET PIPE | 1 | |
| | 16 | | METAL STRIP SPRING HOOP | 4 | |
| | 17 | 1601457180 | RADIATOR COVER | 1 | |
| | 18 | | DRAIN SWITCH | 1 | |
| 19 | 1016002917 | OIL COOLER & MOUNTING BRACKET ASSY. | | | |







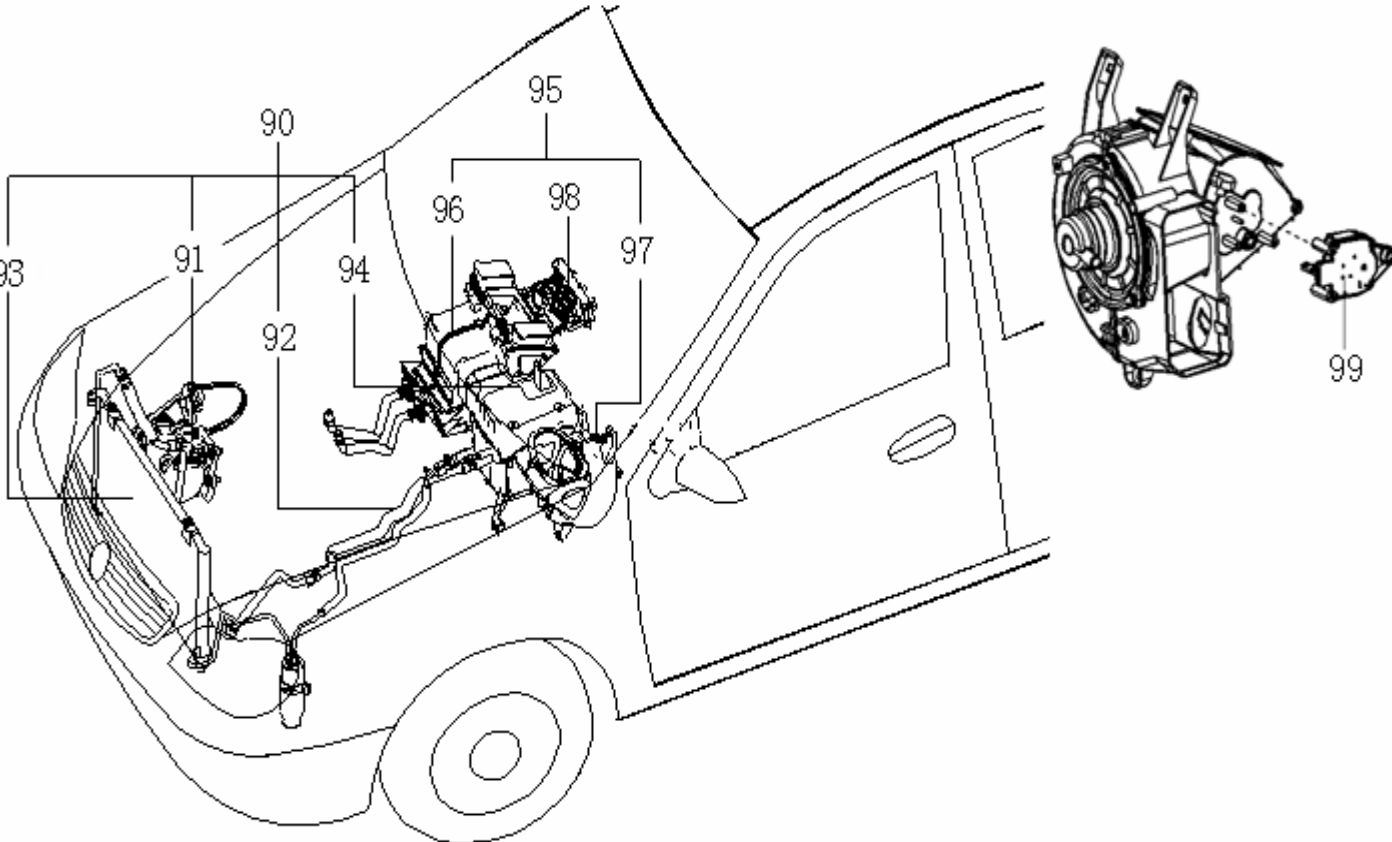




6180 EXHAUST SYSTEM ASSY.

| | NO. | PART NO. | DES. | QTY | REMARK |
|----|--------------|---|---|---------|----------|
| | | | EXHAUST SYSTEM ASSY. | 1 | |
| | 1 | 1602025180 | EXHAUST PIPE GASKET | 1 | |
| | 2 | 1602026180 | SPRING | 2 | |
| | 3 | | EXHAUST PIPE LINK BOLT | 2 | |
| | 4 | 1602024180 | FRONT FLOOR HEAT INSULATION | 1 | |
| | 5 | | HEXAGON HEAD BOLT & SPRING WASHER ASSY. | 2 | |
| | 6 | 1602023180 | RUBBER SEAT(1.3L) | 5 | |
| | | 1602022180 | RUBBER SEAT(1.5L) | 5 | |
| | 7 | 1602216180 | TWC ASSY.(1.3L) | 1 | EURO III |
| | | 1016002489 | TWC ASSY.(1.3L) | 1 | OBD |
| | | 1016002254 | TWC ASSY.(1.5L) | 1 | EURO III |
| | | 1016000922 | TWC ASSY.(1.5L) | 1 | OBD |
| | 1016002492 | TWC ASSY.(1.3L) | 1 | EURO IV | |
| 8 | | HEXAGON FLANGE NUT | 4 | | |
| 9 | | REAR EXHAUST PIPE SEAL | 2 | | |
| 10 | 106402009351 | MIDDLE MUFFLER ASSY. | 1 | | |
| 11 | | HEXAGON HEAD BOLT & SPRING WASHER ASSY. | 4 | | |
| 12 | 106402005251 | MAIN MUFFLER ASSY. | 1 | | |

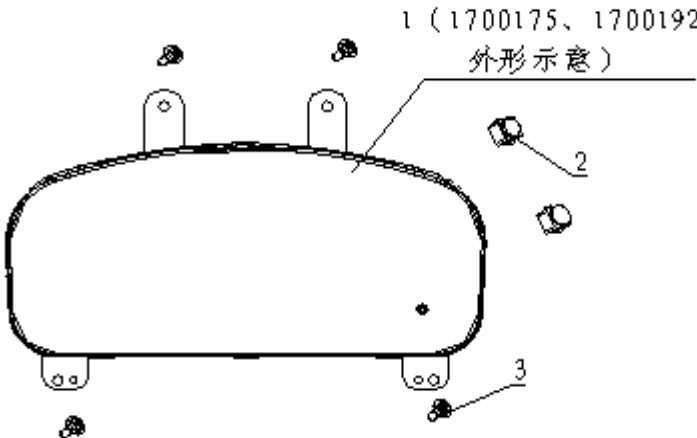
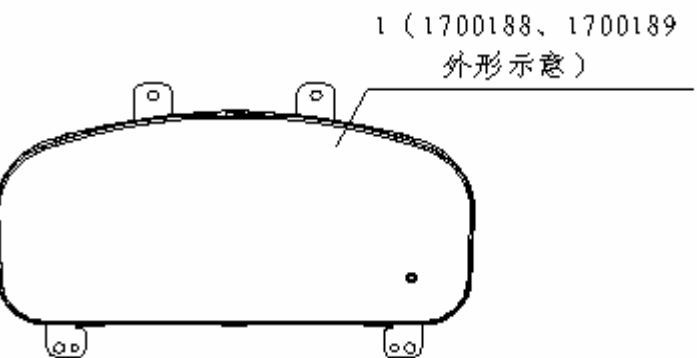
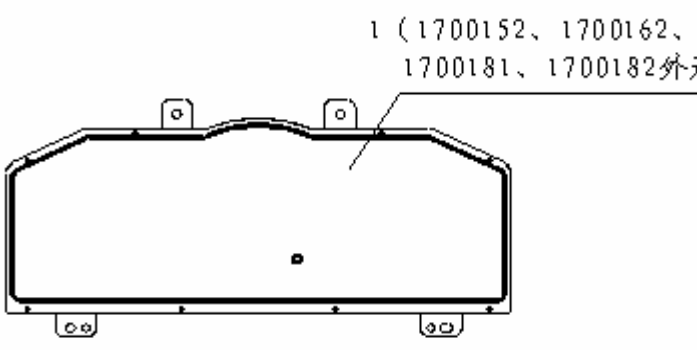
PICTURE INDEX

| | | | | | | |
|-----------------------------|---|--|---|---|---|--|
| <p>7000 ELECTRIC</p> | <p>7010 Combination meter</p>  <p>1</p> | <p>7020 Electric switch device</p>  <p>2</p> | <p>7030 FRT combination light</p>  <p>3</p> | <p>7050 FRT fog light device</p>  <p>5</p> | <p>7060 Door light device</p>  <p>6</p> | <p>7070 Interior dome light device</p>  <p>7</p> |
| |  | | | | | <p>7110 FRT windshield wiper</p>  <p>11</p> |
| | | | | | | <p>7120 FRT windshield washer</p>  <p>12</p> |
| | | | | | | <p>7130 Central door lock remote controller</p>  <p>13</p> |
| | | | | | | <p>7140 Audio player (radio)</p>  <p>14-1</p> |
| | <p>7210 Electric regulator device</p>  <p>19</p> | <p>7200 Airbag electric device</p>  <p>18</p> | <p>7190 Battery & its bracket</p>  <p>17</p> | <p>7180 Electric horn</p>  <p>16</p> | <p>7170 Cigarette light</p>  <p>15</p> | <p>7160 Audio player (multiple DVD)</p>  <p>14-3</p> |

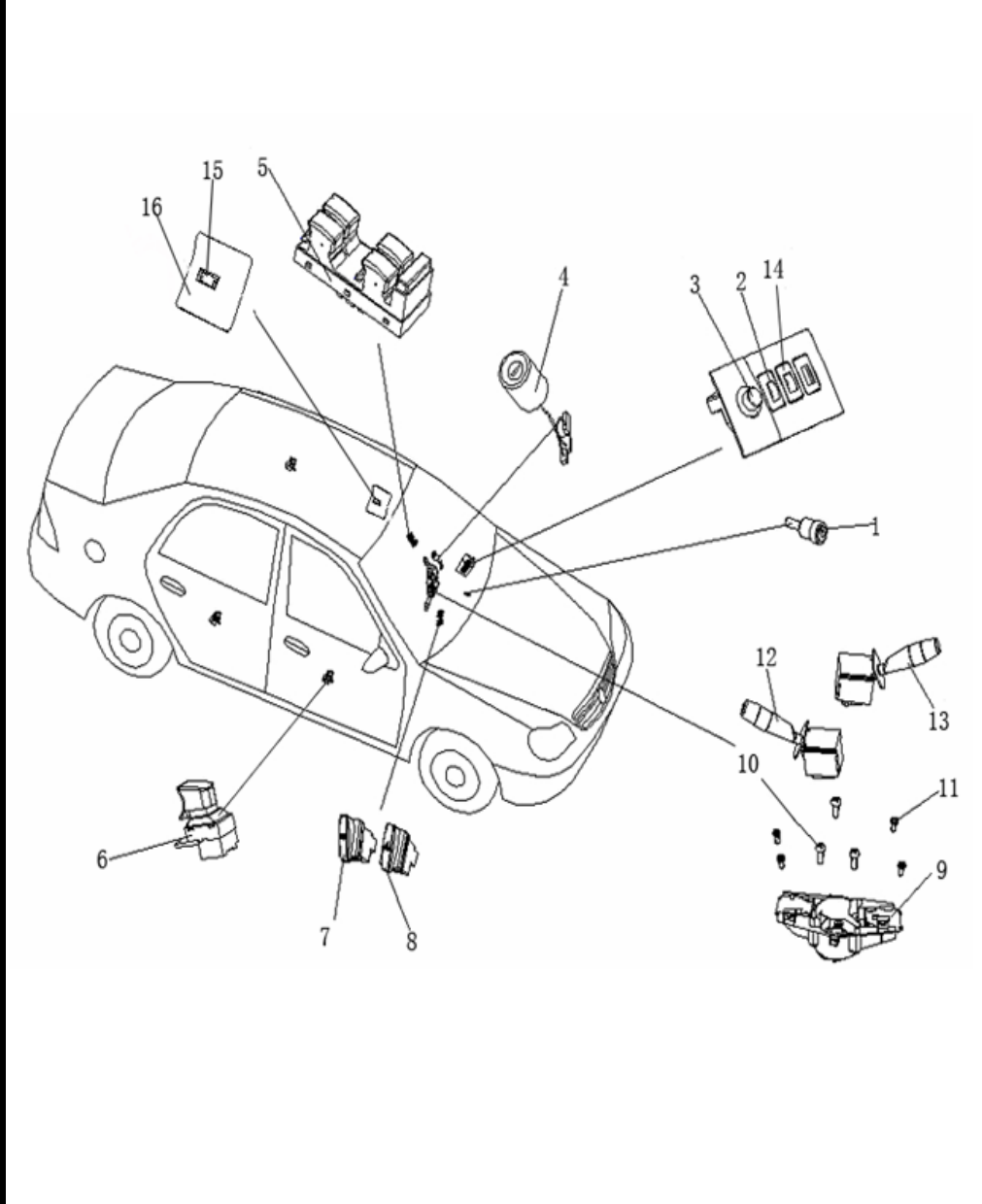
PICTURE INDEX

| | | | | | | |
|-------------------------------|--|---|--|--|---|--|
| <p>7000 A/C SYSTEM</p> | <p>7370 Refrigeration system assy.</p>  <p>90</p> | <p>7380 Compressor attachment</p>  <p>91</p> | <p>7390 Pipeline system assy</p>  <p>92</p> | <p>7400 Condenser assy</p>  <p>93</p> | <p>7410 Evaporator assy</p>  <p>94</p> | <p>7420 Heating system assy</p>  <p>95</p> |
| |  | | | | | <p>7430 Heater assy</p>  <p>96</p> |
| | | | | | | <p>7440 Blower assy</p>  <p>97</p> |
| | | | | | | <p>7450 Control system assy (old)</p>  <p>98</p> |
| | | | | | | <p>7460 A/C electric appliance</p>  <p>99</p> |
| | | | | | | |

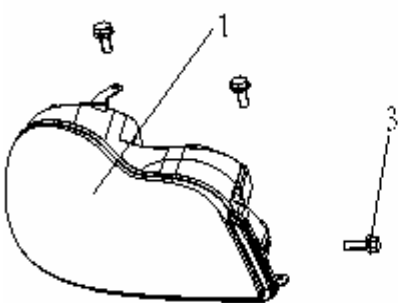

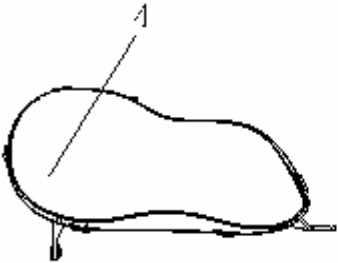
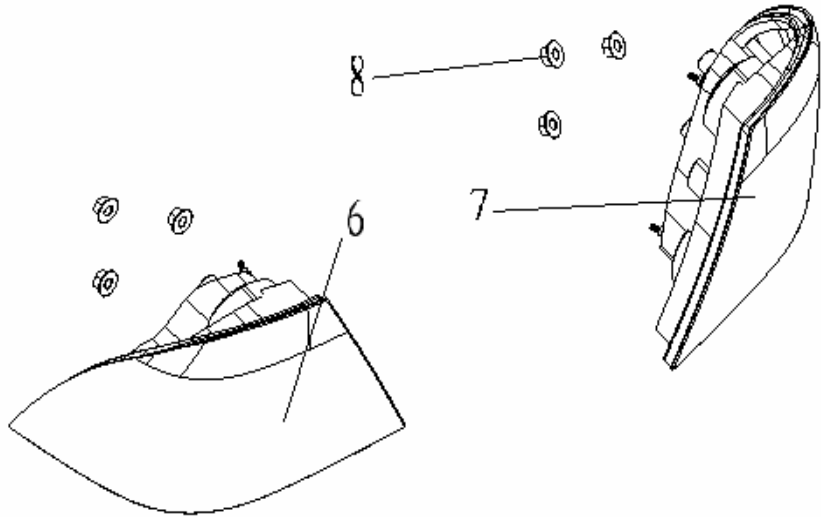
7010 INSTRUMENT PANEL ASSY.

| | NO. | PART NO. | DES. | QTY | REMARK |
|---|-----|--|--|---------------------------------|--|
|  <p>1 (1700175, 1700192 外形示意)</p> | 1 | 1700152180-01 1700152180 1700162180-01 1700162180 | INSTRUMENT PANEL ASSY. INSTRUMENT PANEL ASSY. INSTRUMENT PANEL ASSY. INSTRUMENT PANEL ASSY. INSTRUMENT PANEL ASSY. INSTRUMENT PANEL ASSY. INSTRUMENT PANEL ASSY. INSTRUMENT PANEL ASSY. | 1 1 1 1 1 1 1 | MT/ SINGLE JACK MT/ DUAL JACKS AT/ SINGLE JACK AT/ DUAL JACKS SAUDI ARABIA |
|  <p>1 (1700188, 1700189 外形示意)</p> | 2 | 1017000182 | INSTRUMENT PANEL ASSY. | 1 | SIMPLE |
|  <p>1 (1700152, 1700162, 1700180, 1700181, 1700182 外形示意)</p> | 3 | 1700155180 | TURN SIGNAL LAMP INDICATOR ASSY. | 2 | RUSSIA |
| | | | CROSS HEAD BOLT & WASHER ASSY. | 4 | |

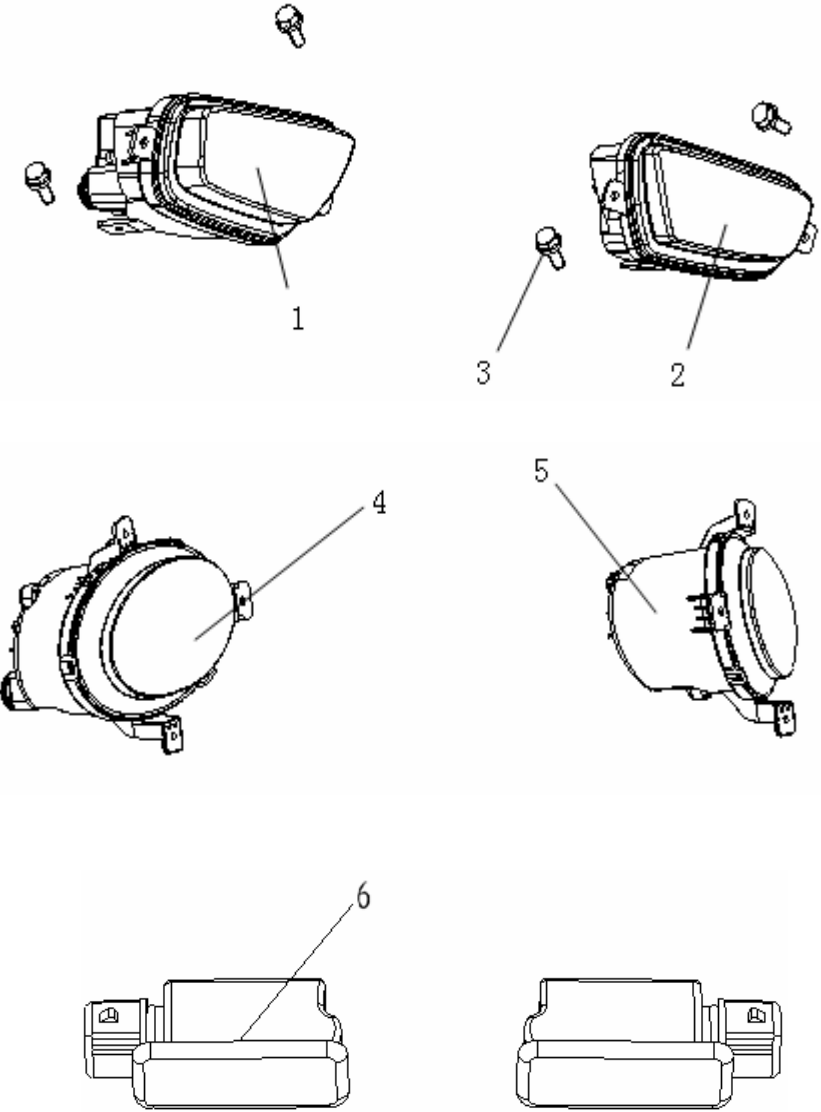
7020 ELECTRIC SWITCH ASSY.

| | NO. | PART NO. | DES. | QTY | REMARK |
|---|-----|----------------------|------------------------------------|-----|--------|
|  | | | ELECTRIC SWITCH ASSY. | 1 | |
| | 1 | 1700791180 | BRAKE LIGHT SWITCH | 1 | |
| | 2 | 1700912180 | METER LIGHT ADJUST SWITCH | 1 | |
| | 3 | 1700971180 | ELECTRIC REARVIEW MIRROR SWITCH | 1 | |
| | 4 | 180040518001 | IGNITION SWITCH | 1 | |
| | 5 | 1702533180 | LF DOOR POWER WINDOW SWITCH ASSY. | 1 | |
| | 6 | 1702534180 | POWER WINDOW SWITCH ASSY. | 3 | |
| | 7 | 1700961180 | DEFROST SWITCH | 1 | |
| | 8 | 1700951180 | PERIL ALARM LIGHT SWITCH | 1 | |
| | 9 | 1700633180 | COMBINATION SWITCH BRACKET | 1 | |
| | 10 | | BOLT M6x16 | 3 | |
| | 11 | | CROSS CLOT HEAD SELF-TAPPING BOLT | 4 | |
| | 12 | 1700631180 | LIGHT COMBINATION SWITCH | 1 | |
| | 13 | 1700632180 | WIPER COMBINATION SWITCH | 1 | |
| | 14 | 1802364180 | FRONT HEADLIGHT HIGH ADJUST SWITCH | 1 | BEIGE |
| | | 180236418001 | FRONT HEADLIGHT HIGH ADJUST SWITCH | 1 | GRAY |
| 15 | | SUNROOF SWITCH | 1 | | |
| 16 | | SUNROOF SWITCH PANEL | 1 | | |

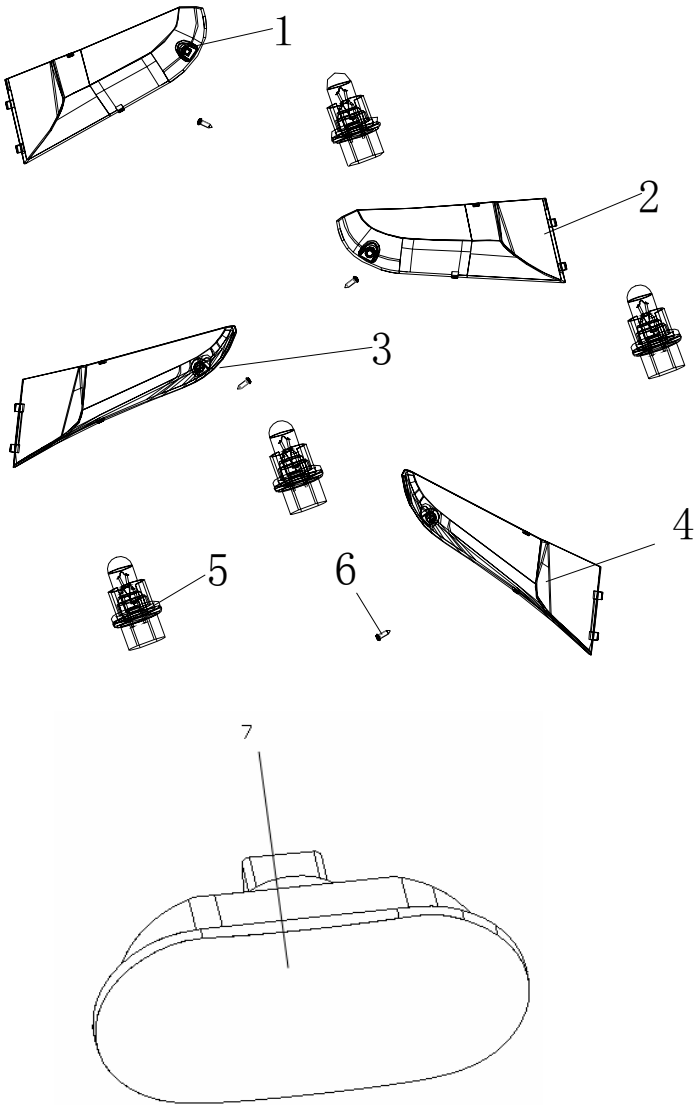
7030 COMBINATION HEADLIGHT ASSY.

| | NO. | PART NO. | DES. | QTY | REMARK |
|---|-----|------------|--------------------------------|-----|------------|
|  | 1 | 1017001076 | LF COMBINATION HEADLIGHT ASSY. | 1 | ADJUSTABLE |
| | | 1017001112 | REGULATOR MOTOR | | ADJUSTABLE |
|  | 2 | 1701051180 | LF COMBINATION HEADLIGHT ASSY. | 1 | |
| | | 1017001077 | RF COMBINATION HEADLIGHT ASSY. | 1 | ADJUSTABLE |
|  | | 1017001112 | REGULATOR MOTOR | | ADJUSTABLE |
| | | 1701052180 | RF COMBINATION HEADLIGHT ASSY. | 1 | |
|  | 3 | | HEXAGON FLANGE BOLT | 6 | |
| | 4 | 1017001071 | RF COMBINATION HEADLIGHT ASSY. | 1 | CK-1A |
| | 5 | 1017001070 | LF COMBINATION HEADLIGHT ASSY. | 1 | CK-1A |
| | 6 | 1701551180 | LR COMBINATION LAMP ASSY. | 1 | |
| | 7 | 1701552180 | RR COMBINATION LAMP ASSY. | 1 | |
| | 8 | | HEXAGON FLANGE NUT | 6 | |

7040 FRONT FOGLIGHT & LICENSE PLATE LAMP ASSY.

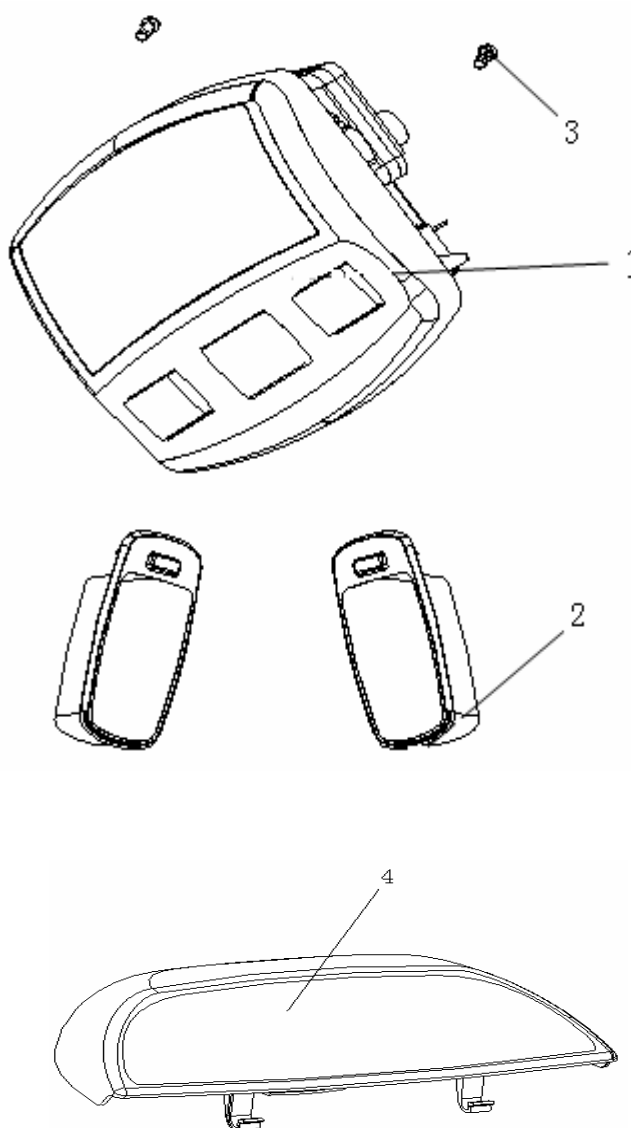
| | NO. | PART NO. | DES. | QTY | REMARK |
|---|-----|------------|---|-----|--------|
|  | 1 | 1701221180 | FRONT FOGLIGHT ASSY. LF FOGLIGHT ASSY. | 1 | |
| | 2 | 1701222180 | RF FOGLIGHT ASSY. | 1 | |
| | 3 | | CROSS HEXAGON HEAD BOLT & WASHER ASSY. | 1 | |
| | 4 | 1017001252 | RF FOGLIGHT ASSY. | 1 | CK-1A |
| | 5 | 1017001251 | LF FOGLIGHT ASSY. | 1 | CK-1A |
| | 6 | 1701842180 | LICENSE PLATE LAMP ASSY. | 2 | |

7050 DOOR LAMP & TURN SIGNAL ASSY.



| NO. | PART NO. | DES. | QTY | REMARK |
|-----|------------|--------------------|-----|--------|
| 1 | 1701356180 | LF DOOR LAMP COVER | 1 | |
| 2 | 1701352180 | RF DOOR LAMP COVER | 1 | |
| 3 | 1701353180 | LR DOOR LAMP COVER | 1 | |
| 4 | 1701354180 | RR DOOR LAMP COVER | 1 | |
| 5 | 1701355180 | BULB ASSY. | 4 | |
| 6 | | CROSS HEAD BOLT | 4 | |
| 7 | 1701151180 | TURN SIGNAL ASSY. | 2 | |

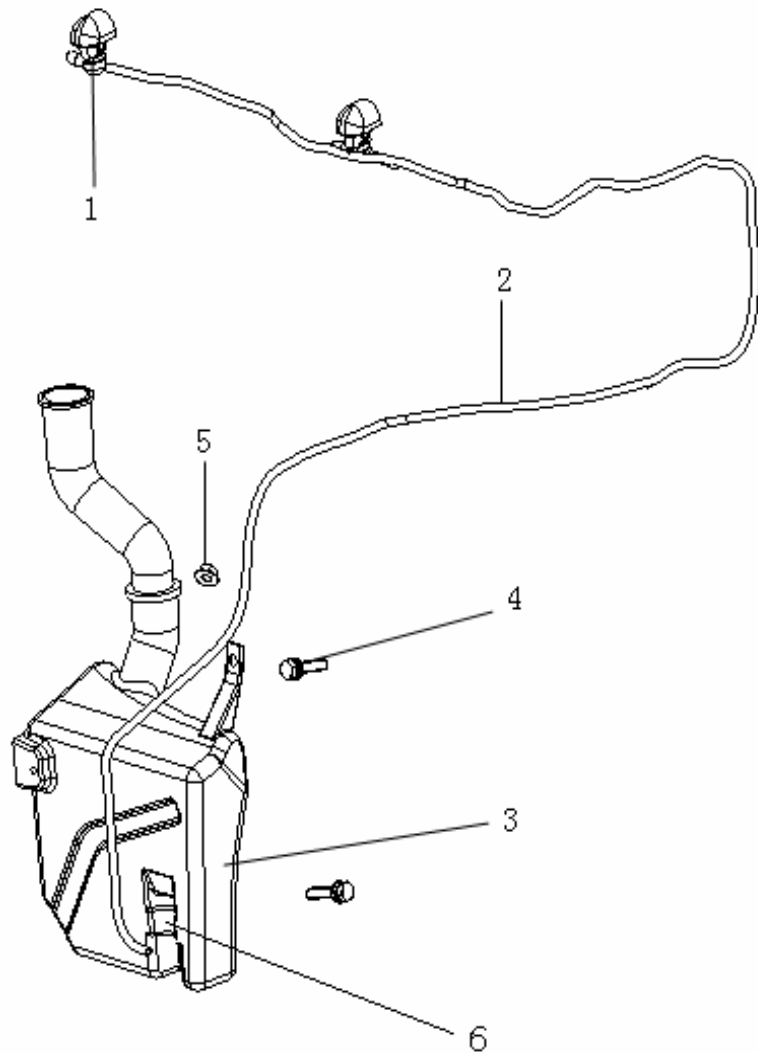
7060 INTERIOR DOME LIGHT & HIGH-MOUNTED BRAKE LIGHT ASSY.

|  | NO. | PART NO. | DES. | QTY | REMARK |
|--|-----|--------------|--------------------------------|-----|--------|
| | 1 | 1701441180 | INTERIOR DOME LIGHT | 1 | BEIGE |
| | | 170144118001 | INTERIOR DOME LIGHT | 1 | GRAY |
| | 2 | 1701442180 | REAR READING LIGHT | 2 | BEIGE |
| | | 170144218001 | REAR READING LIGHT | 2 | GRAY |
| | 3 | | CROSS HEAD BOLT | 2 | |
| | 4 | 1701942180 | HIGH-MOUNTED BRAKE LIGHT ASSY. | 1 | BEIGE |
| | | 170194218001 | HIGH-MOUNTED BRAKE LIGHT ASSY. | 1 | GRAY |

7070 WIPER ASSY.

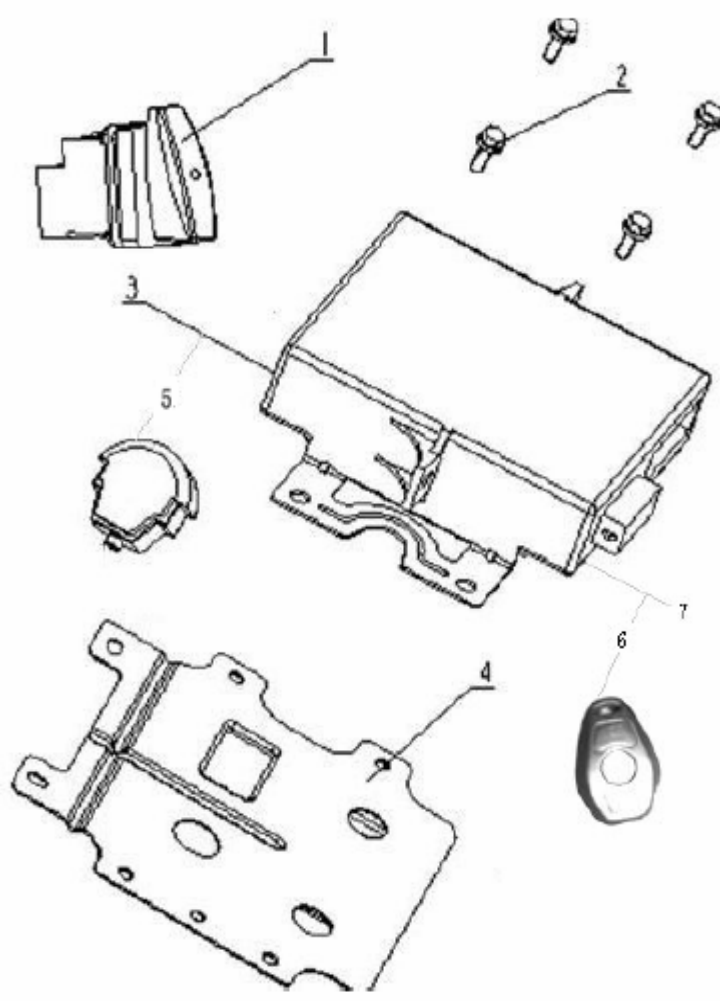
| | NO. | PART NO. | DES. | QTY | REMARK |
|--|-----|------------|------------------------------------|-----|--------|
| | 1 | 1702046180 | RIGHT WIPER BLADE & ARM ASSY. | 1 | |
| | 2 | 1702045180 | LEFT WIPER BLADE & ARM ASSY. | 1 | |
| | 3 | 1702047180 | WIPER MOTOR ASSY. | 1 | |
| | 4 | 1702048180 | WIPER CONNECTING ROD ASSY. | 1 | |
| | 5 | 1702054180 | WIPER AXES FIXING PLATE | 1 | |
| | 6 | | HEXAGON HEAD BOLT AND WASHER ASSY. | 5 | |
| | 7 | 1702052180 | RIGHT WIPER BLADE | 1 | |
| | 8 | 1702051180 | LEFT WIPER BLADE | 1 | |
| | 9 | | WIPER ARM COVER | 2 | |
| | 10 | | LEFT WIPER ARM | 1 | |
| | 11 | | RIGHT WIPER ARM | 1 | |

7080 FRONT WINDOW WASHER ASSY.



| NO. | PART NO. | DES. | QTY | REMARK |
|-----|------------|--------------------------------------|-----|--------|
| 1 | 1702182180 | WASHER NOZZLE | 2 | |
| 2 | 1702183180 | WASHER HOSE ASSY. | 1 | |
| 3 | 1702181180 | WASHER RESERVOIR & PUMP ASSY. | 1 | |
| 4 | | HEXAGON BOLT AND SPRING WASHER ASSY. | 2 | |
| 5 | | HEXAGON FLANGE NUT | 1 | |
| 6 | 1702184180 | WASHER PUMP | 1 | |

7090 CENTER CONTROL DOOR LOCK ELECTRIC ASSY.(REMOTE CONTROL)



| NO. | PART NO. | DES. | QTY | REMARK |
|-----|---------------|-------------------------------------|-----|---------------|
| 1 | 1702337180 | THEFT-DETERRENT PILOT LAMP SWITCH | 1 | |
| 2 | | HEXAGON FLANGE BOLT | 7 | |
| 3 | | CENTER CONTROLLER | 1 | |
| 4 | 1702339180 | CENTER CONTROL MOUNTING BRACKET | 1 | |
| | 1017002352 | CENTER CONTROL MOUNTING BRACKET | 1 | EPS |
| 5 | | CENTER CONTROL INSTALLATION BRACKET | 1 | |
| 6 | 170233818001 | DOOR LOCK REMOTE CONTROL ASSY. | 2 | |
| 7 | 1017002384-01 | CENTER CONTROL SETUP | 1 | BASIC-PURPOSE |
| | 1702336180-03 | CENTER CONTROL SETUP | 1 | MULTI-PURPOSE |

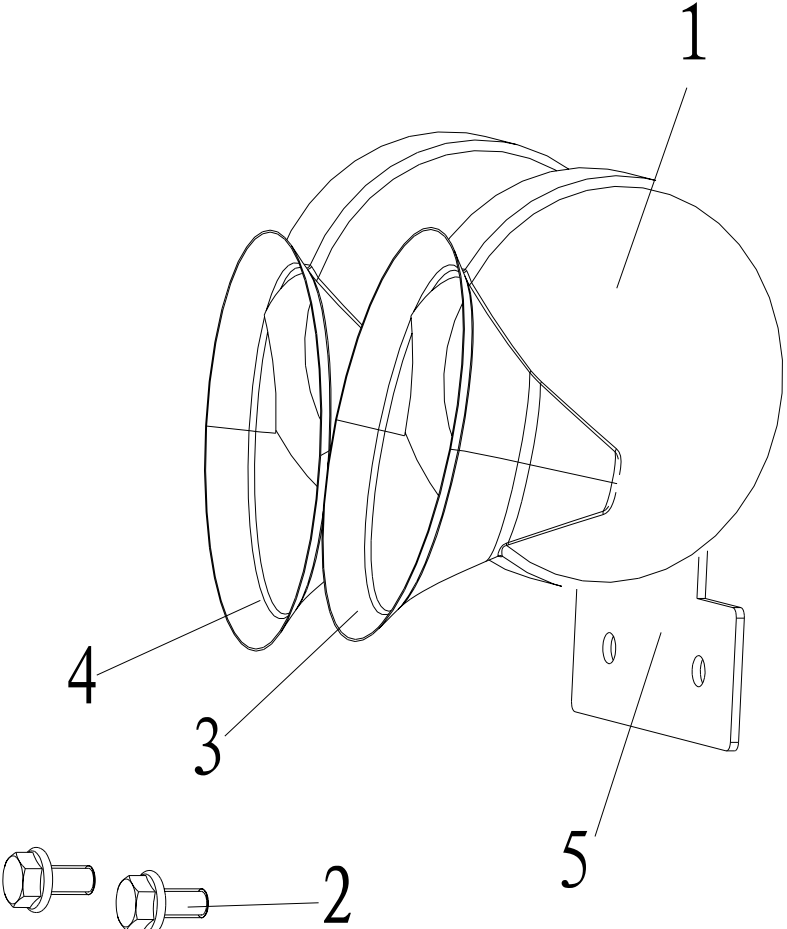
7100 RADIO & CD-ROM ASSY.(SINGLE CD)

| | NO. | PART NO. | DES. | QTY | REMARK |
|----|------------|-------------------|--------------------------------|-----|--------|
| | 1 | 1702749180 | RADIO ASSY. | 1 | |
| | | 1702750180 | SINGLE CD-ROM ASSY. | 1 | |
| | 2 | | CROSS HEAD BOLT & WASHER ASSY. | 4 | |
| | 3 | 1702742180 | FRONT SPEAKER | 2 | |
| | 4 | | CROSS HEAD BOLT | 16 | |
| | 5 | 1702743180 | REAR SPEAKER | 2 | |
| | 6 | | CLIP | 16 | |
| | 7 | 7903010185 | ANTENNA ASSY. | 1 | |
| | 8 | 7903020185 | ANTENNA WIRE HARNESS | 1 | |
| | 9 | | CROSS HEAD BOLT | 4 | |
| 10 | 1702747180 | FRONT ALT SPEAKER | 2 | | |

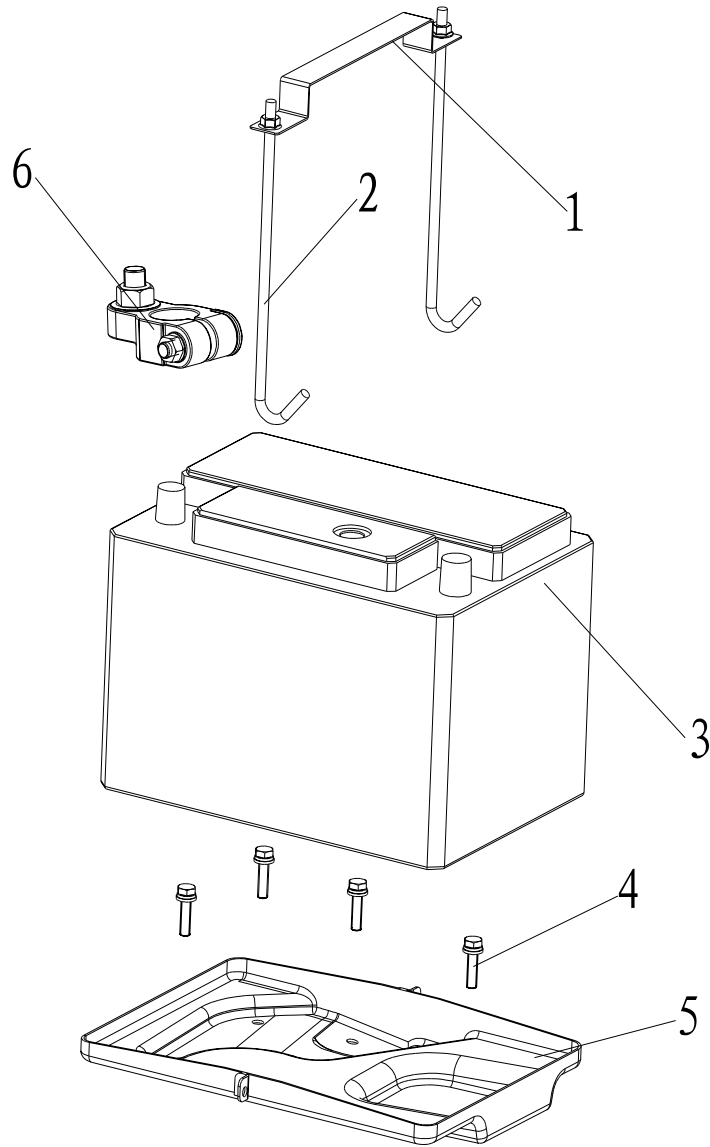
7110 CD-ROM & DVD-ROM ASSY.(MULTIPLE CD)

| | NO. | PART NO. | DES. | QTY | REMARK |
|----|------------|----------------------|---------------------------------------|-----|--------|
| | 1 | 1702741180 | MULTIPLE CD-ROM ASSY. | 1 | |
| | | 1702934180 | MULTIPLE DVD-ROM ASSY. | 1 | |
| | 2 | | CROSS HEAD BOLT & WASHER ASSY. | 4 | |
| | 3 | 1702742180 | FRONT SPEAKER | 2 | |
| | 4 | | CROSS HEAD BOLT | 16 | |
| | 5 | 1702751180 | CD BOX WIRE HARNESS | 1 | |
| | | 1702935180 | DVD BOX WIRE HARNESS | | |
| | 6 | 1702743180 | REAR SPEAKER | 2 | |
| | 7 | | CLIP | 16 | |
| | 8 | | CD DISC BOX RIGHT MOUNTING BRACKET | 1 | |
| | 9 | 1702748180 | MULTIPLE CD BOX & BRACKET | 1 | |
| | | 1702942180 | MULTIPLE DVD BOX & BRACKET | 1 | |
| | 10 | | CD DISC BOX LEFT INSTALLATION BRACKET | 1 | |
| | 11 | | HEXAGON HEAD BOLT SPRING MAT ASSY. | 4 | |
| | 12 | 7903010185 | ANTENNA ASSY. | 1 | |
| 13 | 7903020185 | ANTENNA WIRE HARNESS | 1 | | |
| 14 | | CROSS HEAD BOLT | 4 | | |
| 15 | 1702747180 | FRONT ALT SPEAKER | 2 | | |

7120 BASIN TYPE HORN ASSY. (DUAL AUDIO FREQUENCY)

| | NO. | PART NO. | DES. | QTY | REMARK |
|--|-----|------------|-----------------------------------|-----|------------|
|  | 1 | 1017003230 | HORN ASSY. (DUAL AUDIO FREQUENCY) | 1 | BASIN TYPE |
| | 2 | Q1840612 | HEXAGON FLANGE BOLT | 2 | |
| | 3 | | ALT FREQUENCY HORN | 1 | |
| | 4 | | BOURDON FREQUENCY HORN | 1 | |
| | 5 | | HORN BRACKET | 1 | |

7130 BATTERY & BRACKET ASSY.

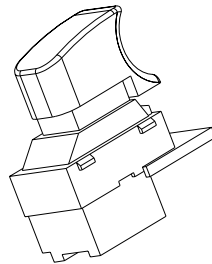
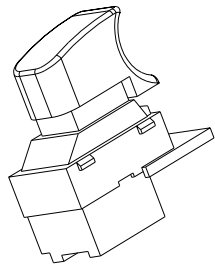
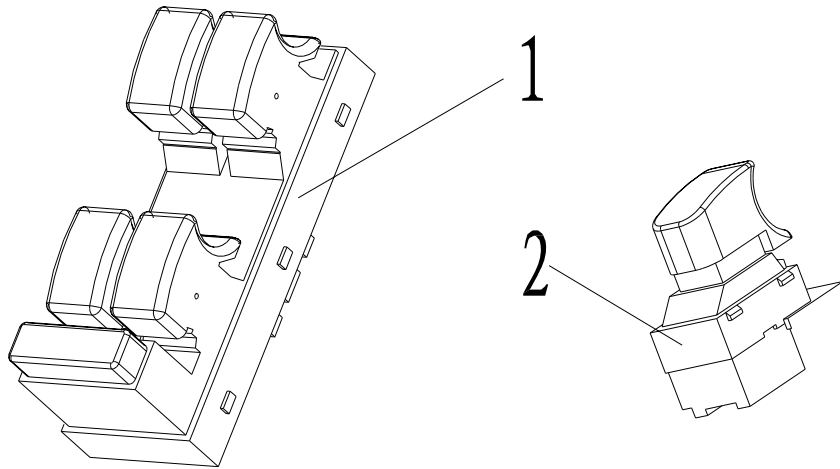


| NO. | PART NO. | DES. | QTY | REMARK |
|-----|------------|---|-----|--------|
| 1 | 1703333025 | BATTERY PRESSURE PLATE | 1 | |
| 2 | 1703335025 | BATTERY FIXING PULL ROD | 2 | |
| 3 | 1703332180 | BATTERY ASSY. | 1 | |
| 4 | | HEXAGON HEAD BOLT & SPRING WASHER ASSY. | 4 | |
| 5 | 1703331180 | BATTERY BRACKET | 1 | |
| 6 | | BATTERY CONNECTION END SUB-ASSY. | 1 | |
| | 1705951180 | BATTERY NEGATIVE WIRE | 1 | |

7140 SRS ASSY.

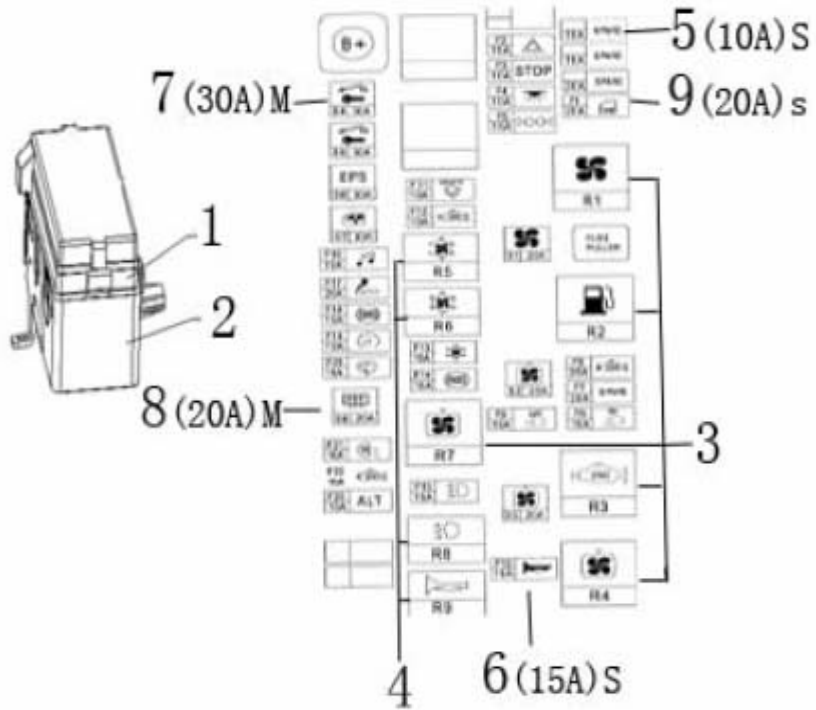
| | NO. | PART NO. | DES. | QTY | REMARK |
|----|------------|------------------|---|-----|--------|
| | 1 | | SRS ELECTRONIC ASSY. | 1 | |
| | 1 | | HEXAGON HEAD BOLT & SPRING WASHER ASSY. | 5 | |
| | 2 | | CROSS HEAD BOLT | 3 | |
| | 3 | 170353318001 | SRS ECU | 1 | |
| | 4 | 1703534180 | PAB SWITCH | 1 | |
| | 5 | 1401128180 | DAB MODULE ASSY. | 1 | |
| | 6 | 1703535180 | CLOCK SPRING | 1 | |
| | 7 | | PAB SWITCH LOCK CYLINDER | 1 | |
| | 8 | 1703561180 | PAB LINKER | 1 | |
| | 9 | | SAFETY BELT LINKER | 2 | |
| 10 | 1802243180 | PAB MOUDLE ASSY. | 1 | | |

7150 POWER WINDOW REGULATOR ASSY.



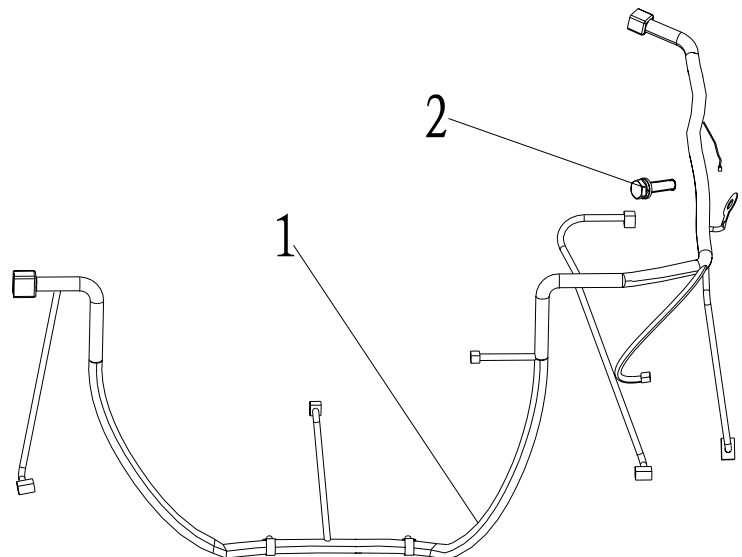
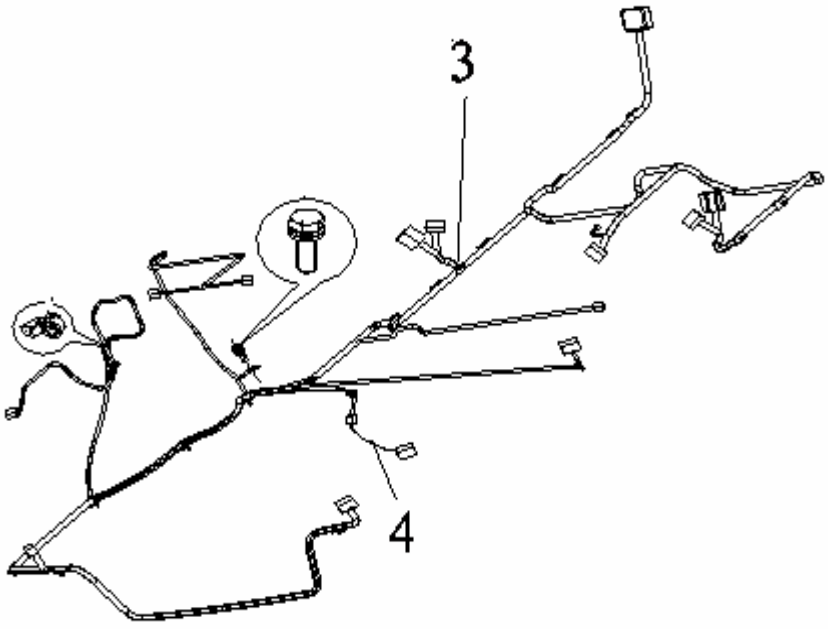
| NO. | PART NO. | DES. | QTY | REMARK |
|-----|------------|--|-----|--------|
| 1 | 1702533180 | POWER WINDOW REGULATOR ASSY. LF DOOR POWER WINDOW REGULATOR SWITCH ASSY. | 1 | |
| 2 | 1702534180 | POWER WINDOW REGULATOR SWITCH ASSY. | 3 | |

7160 FUSE BLOCK

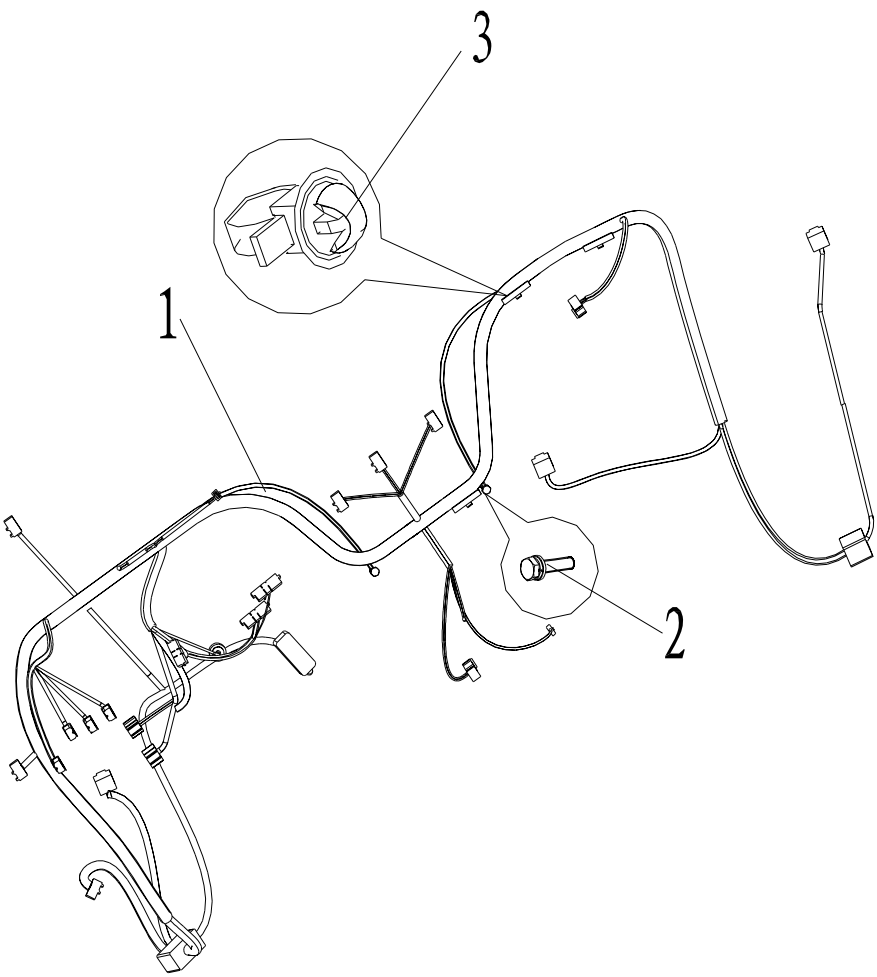


| NO. | PART NO. | DES. | QTY | REMARK |
|-----|------------|----------------------|-----|-------------------|
| 1 | 1700352180 | FUSE BLOCK | 1 | RADIATOR BACKWARD |
| | 1700351180 | FUSE BLOCK | 1 | RADIATOR FORWARD |
| 2 | 1700355180 | FUSE BLOCK HOLDER | 1 | |
| 3 | 1700362180 | RELAY VF28-11F14-S01 | 5 | |
| 4 | 1700361180 | RELAY VF28-91F24-S01 | 4 | |
| | 1700363180 | RELAY(FIVE JACKS) | 4 | RADIATOR FORWARD |
| 5 | 1700356180 | FUSE (10A) SMALL | 12 | |
| 6 | 1700357180 | FUSE (15A) SMALL | 8 | |
| 7 | 1700359180 | FUSE (20A) MIDDLE | 4 | |
| 8 | 1700360180 | FUSE (30A) MIDDLE | 4 | |
| 9 | 1700358180 | FUSE (20A) SMALL | 5 | |


7170 FRONT & REAR WIRING HARNESS ASSY.

| | NO. | PART NO. | DES. | QTY | REMARK |
|---|-----|--------------|--|-----|----------------------|
|  | 1 | 1704241180 | FRONT WIRING HARNESS ASSY. | 1 | RADIATOR BACKWARD |
| | | 1704243180 | FRONT WIRING HARNESS ASSY.(DOUBLE SPEED FAN) | 1 | RADIATOR FORWARD |
| | | | FRONT WIRING HARNESS ASSY. | 1 | |
| | | | FRONT WIRING HARNESS ASSY. | 1 | |
|  | 2 | | HEXAGON HEAD BOLT & WASHER ASSY. | 1 | |
| | 3 | 170484118001 | FLOOR WIRING HARNESS ASSY. | 1 | SRS |
| | | 1704841180 | FLOOR WIRING HARNESS ASSY. | 1 | W/O SRS |
| | 4 | 1601287180 | FUEL PUMP WIRING HARNESS ASSY. | 1 | |

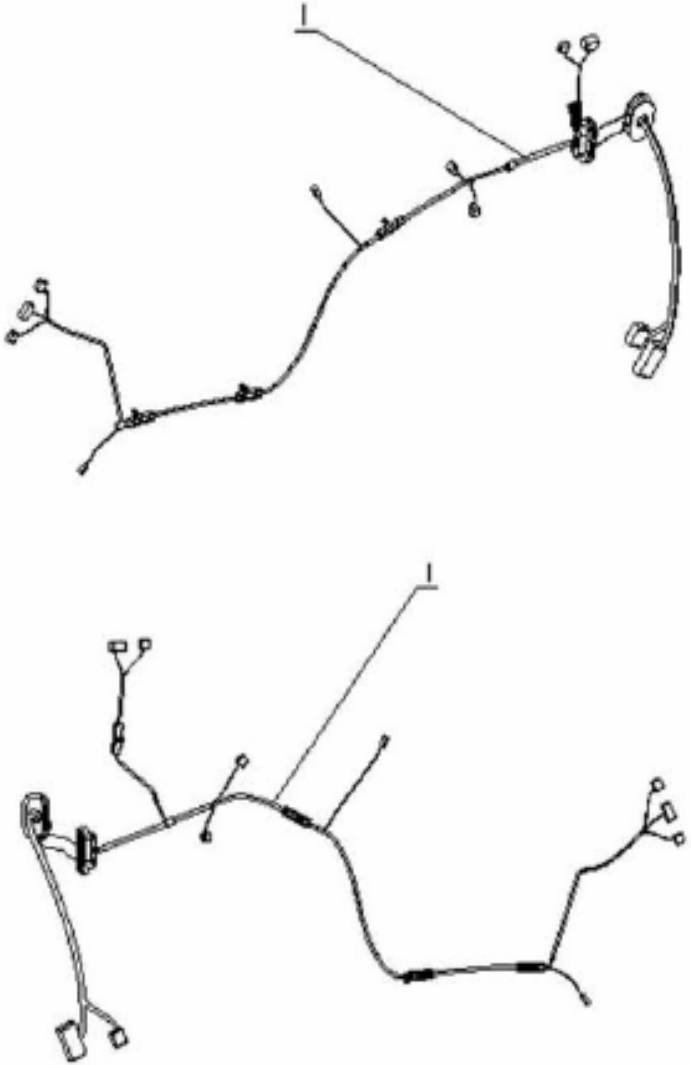
7180 INSTRUMENT PANEL WIRING HARNESS ASSY.

| | NO. | PART NO. | DES. | QTY | REMARK | |
|---|-----|-----------------|---|----------------------------------|-------------------|--|
|  | | | PANEL WIRING HARNESS ASSY. | 1 | | |
| | 1 | 170443118001 | I/P WIRING HARNESS ASSY.(ABS,SRS) | 1 | | |
| | | 170443118002 | I/P WIRING HARNESS ASSY.(W/O ABS,SRS) | 1 | | |
| | | 170443118004 | I/P WIRING HARNESS ASSY.(W/O SRS) | 1 | SINGLE JACK | |
| | | 170443118004-01 | I/P WIRING HARNESS ASSY.(W/O SRS) | 1 | DUAL JACKS | |
| | | 170443118005 | I/P WIRING HARNESS ASSY.(SRS) SINGLE JACK | 1 | RADIATOR BACKWARD | |
| | | 170443118005-01 | I/P WIRING HARNESS ASSY.(SRS) DUAL JACKS | 1 | RADIATOR BACKWARD | |
| | | 1704444180 | I/P WIRING HARNESS ASSY.(W/O SRS) | 1 | AT | |
| | | 170444418001 | I/P WIRING HARNESS ASSY.(W/ SRS) | 1 | AT | |
| | | 2 | | HEXAGON HEAD BOLT & WASHER ASSY. | 1 | |
| | | 3 | | STRAP | 6 | |

7190 INTERIOR DOME LIGHT WIRING HARNESS ASSY.

| | NO. | PART NO. | DES. | QTY | REMARK |
|---|-----|------------|----------------------------------|-----|--------|
|  | 1 | 1704511180 | INTERIOR DOME LIGHT WIRE HARNESS | 1 | |

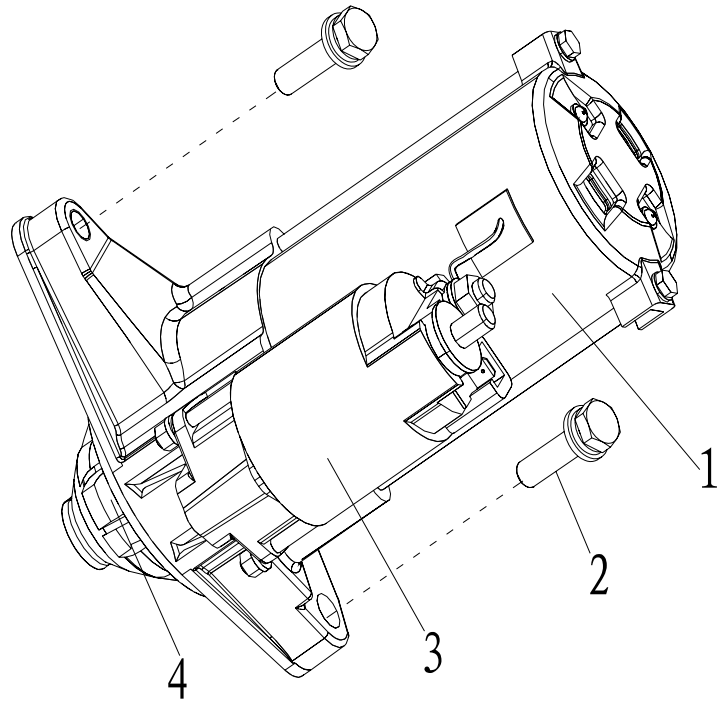
7200 DOOR WIRE HARNESS ASSY.

| | NO. | PART NO. | DES. | QTY | REMARK |
|---|-----|------------|----------------------------|-----|--------|
|  | | 1705331180 | FL DOOR WIRE HARNESS ASSY. | 1 | |
| | | 1705481180 | FR DOOR WIRE HARNESS ASSY. | 1 | |
| | | 1705621180 | RR DOOR WIRE HARNESS | 1 | |

7210 WHEEL & VEHICLE SPEED SENSOR ASSY.

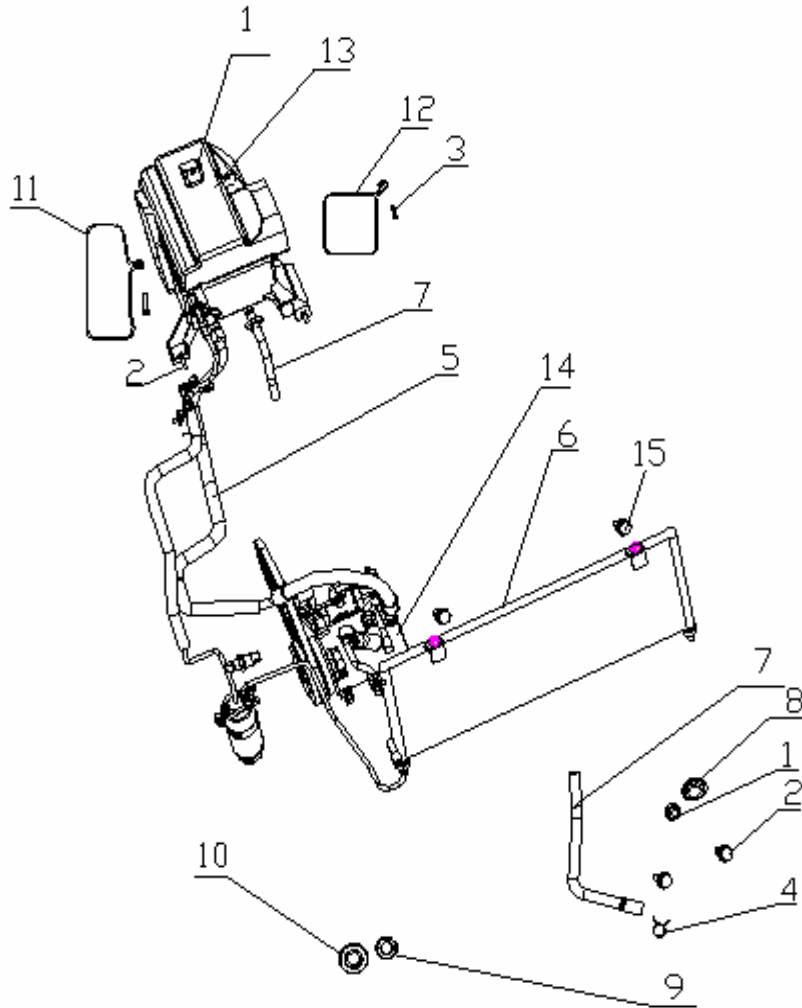
| | NO. | PART NO. | DES. | QTY | REMARK |
|--|-----|------------|---|-----|--------|
| | 1 | | HEXAGON HEAD BOLT & SPRING WASHER ASSY. | 4 | |
| | 2 | | HEXAGON HEAD BOLT & SPRING WASHER ASSY. | 5 | |
| | 3 | 1709205180 | LF WHEEL SPEED SENSOR | 1 | |
| | 4 | 1709206180 | RF WHEEL SPEED SENSOR | 1 | |
| | 5 | 1709208180 | WARNING LAMP DRIVE MODULE | 1 | |
| | 6 | 1709207180 | REAR WHEEL SPEED SENSOR | 2 | |
| | 7 | | CLIP | 4 | |
| | 8 | 1700201180 | VEHICLE SPEED SENSOR | 1 | |

7230 STARTER



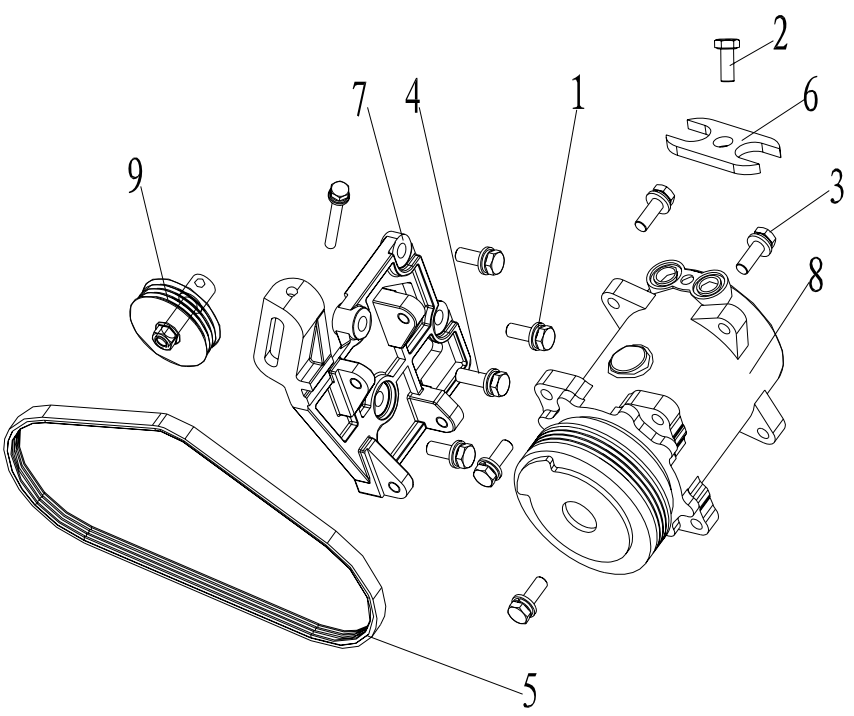
| NO. | PART NO. | DES. | QTY | REMARK |
|-----|------------|-------------------------------------|-----|-----------|
| 1 | E08000010 | STARTER | 1 | 1.3L、1.5L |
| | E370801021 | STARTER | 1 | 1.6L |
| 2 | | HEXAGON HEAD BOLT & WASHER ASSY. | 2 | |
| 3 | 2080000102 | STARTER MAGNETIC FORCE SWITCH ASSY. | 1 | 1.3L、1.5L |
| 4 | E080000101 | STARTER SINGLE-WAY CLUTCH | 1 | 1.3L、1.5L |

7240 A/C SYSTEM ASSY.



| NO. | PART NO. | DES. | QTY | REMARK |
|-----|--------------|--|-----|-------------------|
| 1 | | HEXAGON FLANG NUT | 1 | |
| 2 | | HEXAGON HEAD BOLT & WASHER ASSY. | 2 | |
| 3 | | CROSS HEXAGONHEAD BOLT & SPRING WASHER ASSY. | 2 | |
| 4 | | STEEL WIRE TYPE SPRING HOOP | 1 | |
| 5 | | PIPELINE SYSTEM ASSY. | 1 | |
| 6 | 1802561180 | CONDENSATOR ASSY. | 1 | RADIATOR FORWARD |
| | 1800037180 | CONDENSATOR ASSY. | 1 | RADIATOR BACKWARD |
| 7 | 8107026180 | WATERSPOUT | 1 | |
| 8 | 8108073180 | SEAL | 1 | |
| 9 | 8108073180 | SEAL | 1 | |
| 10 | 8108073180 | SEAL | 1 | |
| 11 | | CLIP | 1 | |
| 12 | | CLIP | 1 | |
| 13 | 180004218002 | EVAPORATOR ASSY. | 1 | RADIATOR FORWARD |
| | 1800042180 | EVAPORATOR ASSY. | 1 | RADIATOR BACKWARD |
| 14 | 180018018001 | COMPRESSOR ASSY. | 0 | 5H14 |
| | 1800180180 | COMPRESSOR ASSY. | | 5H11 |
| 15 | | HEXAGON FLANGE COLUMN LOCK BOLT M8x32 | 2 | RADIATOR FORWARD |

7250 COMPRESSOR ASSY.

|  | NO. | PART NO. | DES. | QTY | REMARK |
|---|--------------|---|----------------------------------|------|--------|
| | 1 | | HEXAGON BOLT SPRING WASHER ASSY. | 3 | |
| 2 | | HEXAGON FLANGE BOLT | 1 | | |
| 3 | | HEXAGON HEAD BOLT | 4 | | |
| 4 | | HEXAGON HEAD BOLT & SPRING WASHER ASSY. | 1 | | |
| 5 | 1800183180 | WEDGE STRAP 4PK | 1 | | |
| 6 | 1800184180 | COMPRESSOR PRESSURE PLATE | 1 | | |
| 7 | | COMPRESSOR BRACKET | 1 | 5H14 | |
| 8 | 1800181180 | COMPRESSOR BRACKET(WITH TENSIONER) | 1 | 5H11 | |
| 8 | 180018018001 | COMPRESSOR ASSY. | 0 | 5H14 | |
| 8 | 1800180180 | COMPRESSOR ASSY. | | 5H11 | |
| 9 | 1800182180 | TENSIONER | 1 | | |

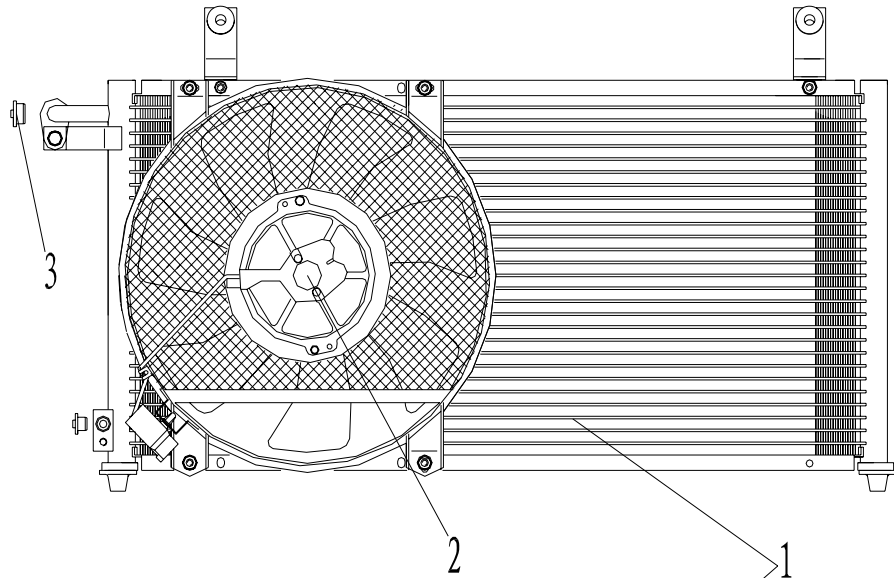
7260 PIPELINE SYSTEM ASSY.

| | NO. | PART NO. | DES. | QTY | REMARK |
|----|------------|---|---|-----|---|
| | | | PIPELINE SYSTEM ASSY. | 1 | |
| | 1 | 1800097180 | COMPRESSOR INTAKE PIPE ASSY. | 1 | RADIATOR BACKWARD RADIATOR FORWARD |
| | | 180009718002 | COMPRESSOR INTAKE PIPE ASSY. | 1 | |
| | 2 | 1800167180 | UPPER BRACKET | 1 | |
| | 3 | 1800168180 | LOWER BRACKET | 1 | |
| | 4 | | HEXAGON HEAD BOLT & SPRING WASHER ASSY. | 4 | |
| | 5 | 1800171180 | CLIP I | 1 | |
| | 6 | 1800173180 | CLIP II | 1 | |
| | 7 | 1800099180 | COMPRESSOR EXHAUST PIPE ASSY. | 1 | |
| | | | COMPRESSOR EXHAUST PIPE ASSY. | 1 | |
| | 8 | 1800172180 | LIQUID PIPE II | 1 | RADIATOR BACKWARD RADIATOR FORWARD |
| | | 1802565180 | LIQUID PIPE II | 2 | |
| | 9 | 1800170180 | LIQUID PIPE I | 1 | RADIATOR BACKWARD RADIATOR FORWARD |
| | 1802562180 | LIQUID PIPE I | 1 | | |
| 10 | | CROSS HEXAGON HEAD BOLT AND SPRING WASHER ASSY. | 2 | | |
| 11 | 1708603180 | PRESSURE SWITCH | 1 | | |
| 12 | 1800200180 | RESERVOIR WITH BRACKET ASSY. | 1 | | |
| 13 | | HEXAGON FLANGE BOLT | 5 | | |

7270 RESERVOIR WITH BRACKET ASSY.

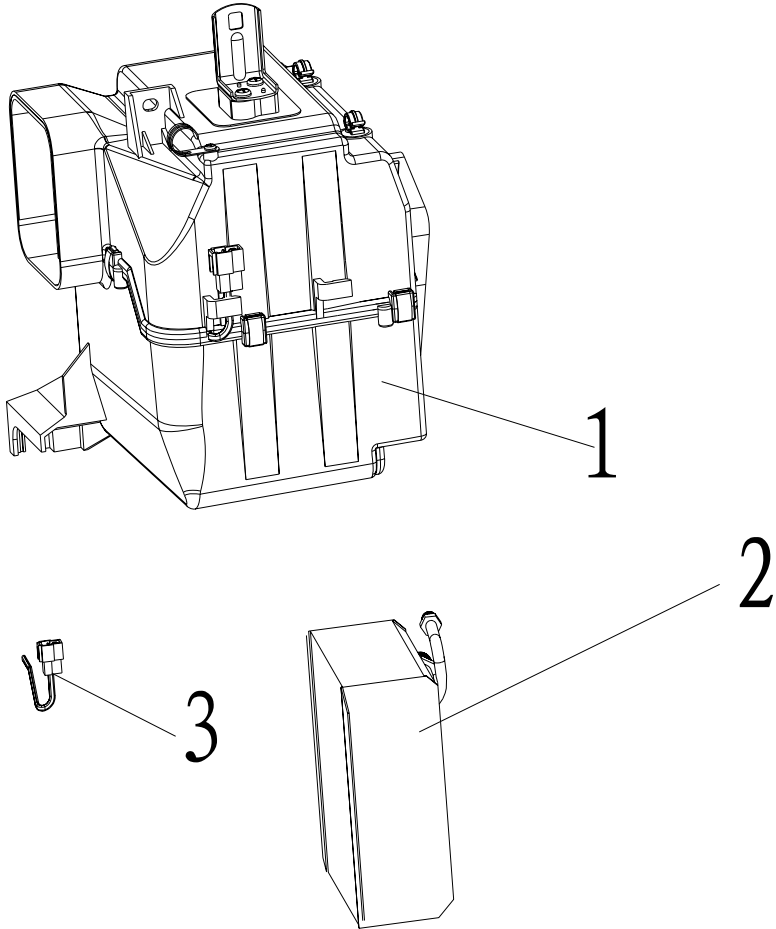
| | NO. | PART NO. | DES. | QTY | REMARK |
|--|-----|------------|---|-----|--------|
| | 1 | | RESERVOIR WITH BRACKET ASSY. | 1 | |
| | 2 | | CROSS HEXAGON HEAD BOLT SPRING WASHER ASSY. | 2 | |
| | 3 | 1602045180 | RESERVOIR ASSY. | 1 | |
| | 4 | 1800200180 | RESERVOIR BRACKET | 1 | |

7280 CONDENSATOR FRAME



| NO. | PART NO. | DES. | QTY | REMARK |
|-----|------------|-------------------|-----|----------------------|
| 1 | 1800037180 | CONDENSATOR ASSY. | 1 | RADIATOR BACKWARD |
| | 1802561180 | CONDENSATOR ASSY. | 1 | RADIATOR FORWARD |
| 2 | 1800178180 | FAN ASSY. | 1 | RADIATOR BACKWARD |
| | 1800176180 | FAN MOTOR ASSY. | 1 | RADIATOR BACKWARD |
| 3 | 1800175180 | FAN BLADE | 7 | |
| | | RUBBER BUSH | 2 | |

7290 EVAPORATOR ASSY.



| NO. | PART NO. | DES. | QTY | REMARK |
|-----|--------------|--------------------|-----|----------------------|
| 1 | 1800042180 | EVAPORATOR ASSY. | 1 | RADIATOR BACKWARD |
| | 180004218002 | EVAPORATOR ASSY. | 1 | RADIATOR FORWARD |
| 2 | | EVAPORATOR ELEMENT | 1 | |
| 3 | 8114310101 | THERMISTOR | 1 | |

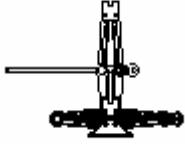
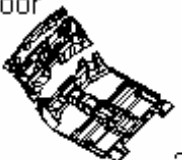








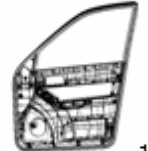




7300 HEATER SYSTEM ASSY.

| | NO. | PART NO. | DES. | QTY | REMARK |
|--|-----|------------|----------------------------------|-----|--------|
| | 1 | | HEATER SYSTEM ASSY. | 1 | |
| | 2 | | HEXAGON FLANGE NUT | 3 | |
| | 3 | | HEXAGON HEAD BOLT & WASHER ASSY. | 4 | |
| | 4 | | CROSS HEAD BOLT & WASHER ASSY. | 1 | |
| | 5 | | RING | 2 | |
| | 6 | 1017008042 | CLIP ϕ 23 | 4 | |
| | 7 | | 3# WATER PIPE | 1 | |
| | 8 | | HEATER COVER BOARD | 1 | |
| | 9 | 1800067180 | HEATER ASSY. | 1 | |
| | 10 | 1800068180 | BLOWER ASSY. | 1 | |
| | | | PLUG | 1 | |








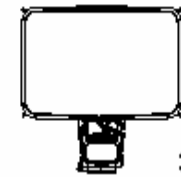

7310 CONTROL SYSTEM ASSY.

| | NO. | PART NO. | DES. | QTY | REMARK |
|--|-----|------------|----------------------------------|-----|--------|
| | 1 | 1708401180 | AC CONTROL SETUP ASSY. | 1 | |
| | 2 | | 1# KNOB ASSY | 1 | |
| | 3 | | 2# KNOB ASSY | 2 | |
| | 4 | | CROSS HEAD BOLT AND WASHER ASSY. | 4 | |
| | 5 | 1017008018 | CONTROL SETUP ASSY. | 1 | CK-1A |
| | 6 | 1708453180 | ELECTRONS VENT ACTUATOR | 1 | |

PICTURE INDEX

| | | | | | | |
|----------------------------------|---|---|---|--|---|---|
| <p>8000 INTERIOR TRIM</p> | <p>8010 Onboard tool</p>  <p>1</p> | <p>8020 Interior trim of floor</p>  <p>2</p> | <p>8030 Instrument panel</p>  <p>3</p> | <p>8040 Inside trim board</p>  <p>4</p> | <p>8050 Baggage interior trims</p>  <p>5</p> | <p>8060 Baggage door</p>  <p>6</p> |
| |  | | | | | <p>8070 Roof interior trims</p>  <p>7</p> |
| | | | | | | <p>8080 Seat belt device</p>  <p>8</p> |
| | | | | | | <p>8090 FL door interior trim</p>  <p>9</p> |
| | | | | | | <p>8100 FR door interior trim</p>  <p>10</p> |
| | | | <p>8140 Lock cylinder & key</p>  <p>14</p> | <p>8130 Seat device</p>  <p>13</p> | <p>8120 RR door interior trim</p>  <p>12</p> | <p>8110 RL door interior trim</p>  <p>11</p> |

PICTURE INDEX

| | | | | | | |
|----------------------------------|---|--|---|---|--|---|
| <p>8000 EXTERIOR TRIM</p> | <p>8310 Front bumper device</p>  <p>31</p> | <p>8320 Rear bumper device (radar)</p>  <p>32</p> | <p>8330 Emblems</p>  <p>33</p> | <p>8340 Front windshield assy</p>  <p>34</p> | <p>8350 Wind deflector and accessories</p>  <p>35</p> | <p>8360 Engine hood interior trim and accessories</p>  <p>36</p> |
| |  | | | | | <p>8370 Sunroof attachment</p>  <p>37</p> |
| | | | | | | <p>8510 Seat toolkit</p>  <p>51</p> |
| | | | | | | |
| | | | | | | |
| | | | | | | |

8010 TOOLS & ACCESSORY

| | NO. | PART NO. | DES. | QTY | REMARK |
|--|-----|------------|------------------------------|-----|--------|
| | 1 | 3913210180 | TOOLS & ACCESSORY | 1 | |
| | 1 | 3913210180 | JACK ASSY. | 1 | |
| | 2 | 3913203180 | JACK ROCKER | 1 | |
| | 3 | | SCREWDRIVER | 1 | |
| | 4 | 3900125180 | SPARK PLUG SLEEVE | 1 | |
| | 5 | | SLIP JOINT PLIERS | 1 | |
| | 6 | | WORKBASKET | 1 | |
| | 7 | 3900124180 | WHEEL SLEEVE | 1 | |
| | 8 | 3922000180 | TRIANGLE WARNING PLATE ASSY. | 1 | |
| | | 1801984180 | TRUNK TOOL SHELF | 1 | |
| | 9 | 3910010101 | FIRE EXTINGUISHER ASSY | 1 | |
| | 10 | 3910011101 | FIRE EXTINGUISHER BRACKET | 1 | |

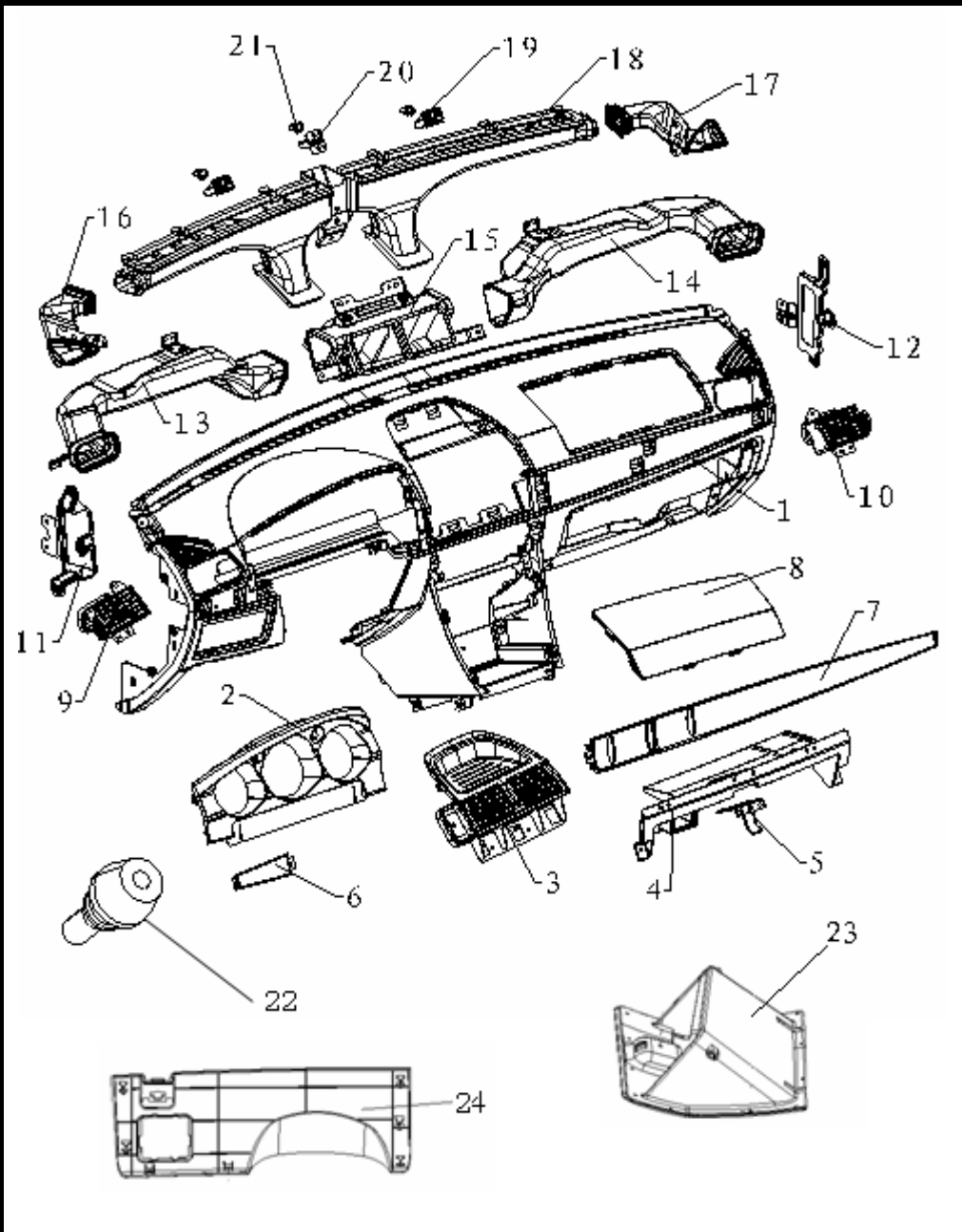
8020 FLOOR INTERIOR TRIM & ACCESSORY

| | NO. | PART NO. | DES. | QTY | REMARK |
|----|------------|----------------------------------|---|-----|-------------|
| | 1 | 1802219180 | FLOOR INSIDE TRIM AND ACCESSORY | 1 | |
| | | | CARPET | 1 | |
| | 2 | 1801917180 | COWL PANEL LOWER SOUND INSULATION | 1 | |
| | 3 | 1801686180 | COWL PANEL UPPER SOUND INSULATION | 1 | |
| | 4 | 1801918180 | COWL PANEL OUTER PANEL HEAT INSULATION | 1 | |
| | 5 | 1801697180 | FRONT FLOOR LF SOUND INSULATION | 1 | |
| | 6 | | CROSS HEAD BOLT | 1 | |
| | 7 | 1802221180 | FOOTPLATE | 1 | |
| | 8 | 1801698180 | FRONT FLOOR RF SOUND INSULATION | 1 | |
| | 9 | 1801873180 | FRONT FLOOR MF SOUND INSULATION | 1 | |
| | 10 | 1801874180 | FRONT FLOOR LR SOUND INSULATION | 1 | |
| | 11 | 1801700180 | FRONT FLOOR RR SOUND INSULATION | 1 | |
| | 12 | 1801722180 | FRONT FLOOR MR SOUND INSULATION | 1 | |
| | 13 | 1801722180 | TRUNK OIL FILLER CAP CABLE ASSY. | 1 | WITH HANDLE |
| | 14 | | HEXAGON HEAD BOLT AND SPRING WASHER ASSY. | 1 | |
| | 15 | | STRAP | 2 | |
| | 16 | | HOOP | 3 | |
| 17 | 1801874180 | FRONT FLOOR REAR SOUND INSULATOR | 1 | | |

8030 FLOOR CUSHION & ACCESSORY

| | NO. | PART NO. | DES. | QTY | REMARK |
|--|-----|-------------|---------------------------------------|-----|--------|
| | 1 | 15109053180 | FRONT FLOOR MIDDLE CUSHION | 1 | |
| | 2 | 15109051180 | FRONT FLOOR (L、R) CUSHION | 2 | |
| | 3 | 15302021180 | FRONT WALL 2# CUSHION | 2 | |
| | 4 | 15109054180 | MIDDLE FLOOR MIDDLE 1# CUSHION | 1 | |
| | 5 | 11800869180 | RIGHT MIDDLE FLOOR CUSHION | 1 | |
| | 6 | 15109058180 | REAR FLOOR 1# CUSHION | 1 | |
| | 7 | 11801720180 | RIGHT WALL OUTER CUSHION | 1 | |
| | 8 | 15109062180 | REAR FLOOR 2# CUSHION | 1 | |
| | 9 | 15109067180 | REAR FLOOR (L、R) CUSHION | 2 | |
| | 10 | 15109059180 | REAR FLOOR 1# (L、R) CUSHION | 2 | |
| | 11 | 11801719180 | LEFT WALL OUTER BOARD CUSHION | 1 | |
| | 12 | 15109057180 | MIDDLE FLOOR MIDDLE 2# CUSHION | 1 | |
| | 13 | 16101193180 | FRONT、REAR DOOR CUSHION | 1 | |
| | 14 | 11800870180 | LM FLOOR CUSHION | 1 | |
| | 15 | 1800474180 | COWL PANEL LOWER CROSS MEMBER STOPPER | 3 | |

8040 INSTRUMENT PANEL ASSY.

|  | NO. | PART NO. | DES. | QTY | REMARK |
|---|-----|------------|--|-----|----------|
| | 1 | 1802155180 | INSTRUMENT PANEL SUB-ASSY. | 1 | COLOURED |
| | 2 | 1802166180 | COMBINATION METER ASSY. | 1 | |
| | 3 | 1800081180 | CENTER VENT ASSY. | 1 | |
| | 4 | | GLOVE COMPARTMENT COVER | 1 | |
| | 5 | | GLOVE COMPARTMENT LOCK BUCKLE ASSY. | 1 | |
| | 6 | | INSTRUMENT PANEL LEFT TRIM ASSY. | 1 | COLOURED |
| | 7 | 1802167180 | INSTRUMENT PANEL RIGHT TRIM ASSY. | 1 | COLOURED |
| | 8 | | SRS COVER | 1 | COLOURED |
| | 9 | 1800085180 | LEFT VENT ASSY. | 1 | |
| | 10 | 1800086180 | RIGHT VENT ASSY. | 1 | |
| | 11 | | LEFT GLOVE COMPARTMENT BRACKET ASSY. | 1 | |
| | 12 | | RIGHT FUSE BOX BRACKET | 1 | |
| | 13 | 1018001752 | INSTRUMENT PANEL LEFT VENT TUBE ASSY. | 1 | |
| | 14 | 1018001757 | INSTRUMENT PANEL RIGHT VENT TUBE ASSY. | 1 | |
| | 15 | | HEATER CONNECTING ASSY. | 1 | |
| | 16 | 1018002161 | LEFT DEFROST HOSE ASSY. | 1 | |
| | 17 | 1018002162 | RIGHT DEFROST HOSE ASSY. | 1 | |
| | 18 | | INSTRUMENT PANEL DEFROST HOSE ASSY. | 1 | |
| | 19 | 1802170180 | LR DOWEL PIN | 2 | |
| | 20 | | CENTER DOWEL PIN | 1 | |
| | 21 | | DOWEL PIN SHAFT BUSHING | 3 | |
| | 22 | | CUSHION | 4 | |
| | 23 | 1802173180 | GLOVE COMPARTMENT ASSY. | 1 | |
| | 24 | 1802175180 | LOWER COVER PLATE | 1 | |

8050 CENTER INSTRUMENT PANEL ASSY.

| | NO. | PART NO. | DES. | QTY | REMARK |
|----|-----|-----------------|-------------------------|---------------|----------|
| | | 1802176180 | CENTER PANEL ASSY. | 1 | |
| | 1 | | SHINE PLATE | 1 | |
| | 2 | 1802176180 | CENTER INSTRUMENT PANEL | 1 | COLOURED |
| | 3 | | SPRING CLIP | 7 | |
| | 4 | | PLASTIC FILM III | 1 | |
| | 5 | | PLASTIC FILM II | 1 | |
| | 6 | | PLASTIC FILM I | 1 | |
| | 7 | | A/C SWITCH TRIM BUTTON | 2 | |
| | 8 | 1708401180 | A/C SWITCH BUTTON | 1 | |
| | 9 | 1067020054 | A/C SWITCH BUTTON | 1 | |
| | 10 | | ASHTRAY ASSY.(CHOOSE) | 1 | |
| | | | 1802230180 | ASHTRAY ASSY. | 1 |
| 11 | | CROSS HEAD BOLT | 4 | | |
| 12 | | CROSS HEAD BOLT | 4 | | |

8060 CONSOLE ASSY.

| | NO. | PART NO. | DES. | QTY | REMARK |
|---|-----|-----------------|-------------------------------------|-----|---------------------|
| | | 1802196180 | CONSOLE ASSY. | 1 | BEIGE |
| | | 180219618001 | CONSOLE ASSY. | 1 | GRAY |
| | | 180219618002 | CONSOLE ASSY. | 1 | BEIGE, PEACHWOOD |
| | 1 | | CONSOLE COVER PLATE ASSY. | 1 | COLOURED |
| | 2 | | CONSOLE GLOVE COMPARTMENT | 1 | COLOURED |
| | 3 | 1018007876 | PARKING BRAKE LEVER DUST BOOT ASSY. | 1 | COLOURED |
| | 4 | | CONSOLE | 1 | COLOURED |
| | 5 | 1801837180 | REAR ASHTRAY BOX ASSY. | 1 | COLOURED |
| | | 1802406180 | REAR ASHTRAY BOX ASSY. | 1 | |
| | 6 | | "A" TYPE NUT | 1 | |
| 7 | | CROSS HEAD BOLT | 8 | | |
| 8 | | MAGNET BOARD | 1 | | |
| 9 | | MAGNET | 1 | | |

8070 AT GEARSHIFT CONTROL PANEL ASSY.

| | NO. | PART NO. | DES. | QTY | REMARK |
|---|------------|---------------------|----------------------------------|-----|--------|
| | | | AT GEARSHIFT CONTROL PANEL ASSY. | 1 | |
| | 1 | 1400931180 | DISPLAY UPPER COVER | 1 | |
| | 2 | 1400933025 | MIDDLE SLIDE BOARD | 1 | |
| | 3 | 1400932180 | DISPLAY LOWER COVER | 1 | |
| | 4 | | CROSS HEAD BOLT | 4 | |
| | 5 | | CROSS HEAD BOLT | 2 | |
| | 6 | 1707300025 | AT SHIFT DISPLAY | 1 | |
| 7 | 1402300180 | GEARSHIFT DUST BOOT | 1 | | |

8080 CROSS MEMBER ASSY.

| | NO. | PART NO. | DES. | QTY | REMARK |
|---|------------|---|--|-----|--------|
| | | 1801930180 | CROSSBEAM ASSY. | 1 | |
| | 1 | | CROSSBEAM SUB-ASSY. | 1 | |
| | 2 | 1801745180 | RELAY BOX LEFT MOUNTING BRACKET ASSY. | 1 | |
| | 3 | | LEFT SPEAKER BRACKET ASSY. | 1 | |
| | 4 | | RIGHT SPEAKER BRACKET ASSY. | 1 | |
| | 5 | | HEXAGON FLANGE BOLT | 10 | |
| | 6 | 1802383180 | CROSS MEMBER REINFORCEMENT RIGHT BRACKET ASSY. | 1 | |
| 7 | 1802555180 | CROSS MEMBER REINFORCEMENT LEFT BRACKET ASSY. | 1 | | |

8090 FRONT CONSOLE ASSY.

| | NO. | PART NO. | DES. | QTY | REMARK |
|--|-----|------------|---------------------|-----|---------|
| | | 1802195180 | FRONT CONSOLE ASSY. | 1 | |
| | 1 | | FRONT CONSOLE | 1 | COLORED |
| | 2 | | A TYPE SPRING NUT | 2 | |
| | 3 | | A TYPE SPRING NUT | 2 | |
| | 4 | | A TYPE SPRING NUT | 1 | |

8100 INSTRUMENT PANEL ASSY.

| | NO. | PART NO. | DES. | QTY | REMARK |
|--|-----|------------|-------------------------------------|-----|----------|
| | 1 | 1802155180 | INSTRUMENT PANEL ASSY.(OLD) | 1 | |
| | 2 | 1802171180 | INSTRUMENT PANEL LEFT COVER | 1 | COLOURED |
| | 3 | 1802172180 | INSTRUMENT PANEL RIGHT COVER | 1 | COLOURED |
| | 4 | 1802232180 | COMBINATION SWITCH UPPER TRIM COVER | 1 | |
| | 5 | 1802233180 | COMBINATION SWITCH LOWER TRIM COVER | 1 | |
| | 6 | 1802173180 | GLOVE COMPARTMENT ASSY. | 1 | COLOURED |
| | 7 | 1802364180 | LEFT SWITCH COVER | 1 | |
| | 8 | 1802175180 | LOWER COVER PLATE ASSY. | 1 | |
| | 9 | 1802197180 | CONSOLE LF BAFFLE PLATE | 1 | |
| | 10 | 1802198180 | CONSOLE RF BAFFLE PLATE | 1 | |
| | 11 | 1802176180 | CENTER INSTRUMENT PANEL ASSY. | 1 | |
| | 12 | 1802195180 | FRONT CONSOLE ASSY. | 1 | |
| | 13 | | HEXAGON FLANGE BOLT | 24 | |
| | 14 | 1802228180 | CONSOLE SALVER | 1 | |
| | 15 | 1802226180 | CONSOLE BRACKET | 1 | |
| | 16 | 1802227180 | CONSOLE 2# BRACKET | 1 | |
| | 17 | 1802196180 | REAR CONSOLE ASSY. | 1 | |
| | 18 | | CROSS HEAD BOLT | 15 | |
| | 19 | | HEXAGON HEAD CROSS BOLT | 1 | |
| | 20 | 1402300180 | GEARSHIFT DUST BOOT | 1 | |
| | 21 | | AT GEARSHIFT CONTROL PANEL ASSY. | 1 | |
| | 22 | 1801930180 | CROSS MEMBER ASSY. | 1 | |
| | 23 | 1018000902 | CENTER LEFT VENT | 1 | |
| | 24 | 1018000903 | CENTER RIGHT VENT | 1 | |

8110 FRONT PILLAR INTERIOR TRIM

| | NO. | PART NO. | DES. | QTY | REMARK |
|--|-----|------------|---------------------------------|-----|----------|
| | 1 | 1802410180 | RF PILLAR UPPER TRIM BOARD | 1 | COLOURED |
| | 2 | 1802409180 | LF PILLAR UPPER TRIM BOARD | 1 | COLOURED |
| | 3 | 1802420180 | RF DOORSILL INTERIOR TRIM BOARD | 1 | COLOURED |
| | 4 | 1802419180 | LF DOORSILL INTERIOR TRIM BOARD | 1 | COLOURED |
| | 5 | 18410018 | "D" TYPE CLIP | 2 | |
| | 6 | 1802423180 | STEEL CLIP | 2 | |
| | 7 | | CROSS HEAD BOLT-"C" TYPE | 18 | |
| | 8 | 18410013 | PLASTIC NUT | 18 | |

8120 CENTER PILLAR INTERIOR TRIM

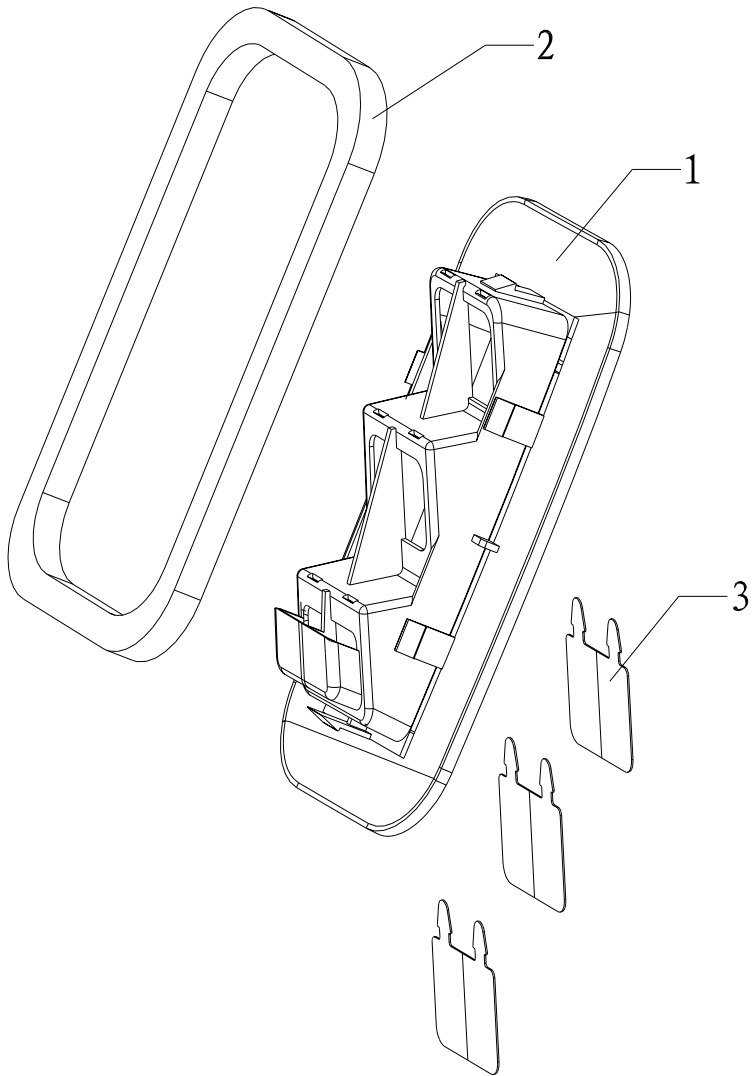
| | NO. | PART NO. | DES. | QTY | REMARK |
|--|-----|------------|--|-----|----------|
| | 1 | 1802412180 | CENTER PILLAR UPPER TRIM BOARD,RH | 1 | COLOURED |
| | 2 | 1802411180 | CENTER PILLAR UPPER TRIM BOARD,LH | 1 | COLOURED |
| | 3 | | RIGHT GUIDE BOARD | 1 | COLOURED |
| | 4 | | LEFT GUIDE BOARD | 1 | COLOURED |
| | 5 | 1802414180 | CENTER PILLAR LOWER TRIM BOARD,RH | 1 | COLOURED |
| | 6 | 1802413180 | CENTER PILLAR LOWER TRIM BOARD,LH | 1 | COLOURED |
| | 7 | | RIGHT CENTER PILLAR LOWER TRIM BOARD SOUND MOUNTING MAT | 1 | |
| | 8 | | LEFT CENTER PILLAR LOWER TRIM BOARD SOUND MOUNTING MAT | 1 | |
| | 9 | | CROSS HEAD BOLT | 6 | |
| | 10 | | STEEL CLIP | 6 | |
| | 11 | 18410013 | PLASTIC NUT | 6 | |

8140 REAR POLE INTERIOR TRIM & REAR DOORSILL

| | NO. | PART NO. | DES. | QTY | REMARK |
|--|-----|------------|--|-----|----------|
| | 1 | 1802416180 | RIGHT "C" PILLAR UPPER TRIM BOARD | 1 | COLOURED |
| | 2 | 1802415180 | LEFT "C" PILLAR UPPER TRIM BOARD | 1 | COLOURED |
| | 3 | | RIGHT "C" PILLAR UPPER TRIM BOARD SOUND INSULATION | 1 | |
| | 4 | | LEFT "C" PILLAR UPPER TRIM BOARD SOUND INSULATION | 1 | |
| | 5 | 1802418180 | RIGHT "C" POLE UPPER TRIM BOARD | 1 | COLOURED |
| | 6 | 1802417180 | LEFT "C" POLE UPPER TRIM BOARD | 1 | COLOURED |
| | 7 | 1802422180 | LR DOORSILL | 1 | COLOURED |
| | 8 | 1802421180 | RR DOORSILL | 1 | COLOURED |
| | 9 | 18410024 | "E" TYPE CLIP | 2 | |
| | 10 | | CROSS HEAD BOLT-"C" TYPE | 4 | |
| | 11 | 18410039 | PLASTIC NUT | 4 | |
| | 12 | 18410018 | "D" TYPE CLIP | 12 | |

8140 SIDE WALL INTERIOR TRIM & ACCESSORY

| NO. | PART NO. | DES. | QTY | REMARK |
|-----|------------|----------------------|-----|--------|
| 1 | 1802092180 | VENT BAR | 1 | |
| 2 | | VENT BAR SEAL SPONGE | 1 | |
| 3 | | VENT BAR BLADE | 3 | |



8150 TRUNK WEATHERSTRIP

| | NO. | PART NO. | DES. | QTY | REMARK |
|--|-----|------------|-------------------------|-----|--------|
| | 26 | | TRUNK FLOOR LEFT MAT | 1 | |
| | 27 | | TRUNK FLOOR RIGHT MAT | 1 | |
| | 28 | 1801987180 | SPARE WHEEL COVER PLATE | 1 | |
| | 29 | | SPARE WHEEL COVER MAT | 1 | |
| | 30 | 1801019180 | TRUNK WEATHERSTRIP | 1 | |
| | 31 | 1801988180 | TRUNK FLOOR RIGHT MAT | 1 | |
| | | | | | |

8160 TRUNK LOWER PART REAR TRIM BOARD ASSY.

| | NO. | PART NO. | DES. | QTY | REMARK |
|---|-----|------------|--|-----|--------|
| | | | TRUNK LOWER REAR TRIM ASSY. | 1 | |
| | 1 | 1802078180 | TRUNK LOWER PART REAR TRIM BOARD ASSY. | 1 | |
| | 2 | 18410024 | "E" TYPE CLIP | 4 | |
| | 3 | 18410024 | "D" TYPE CLIP | 4 | |
| | 4 | | LOCK COVER | 1 | |
| | 5 | | SPRING | 1 | |
| 6 | | AXES PIN | 1 | | |

8170 TRUNK INTERIOR TRIM & ACCESSORY

| | NO. | PART NO. | DES. | QTY | REMARK |
|--|-----|------------|--|-----|--------|
| | | | TRUNK INTERIOR TRIM & ACCESSORY | 1 | |
| | 1 | 1802082180 | TRUNK RIGHT TRIM BOARD | 1 | |
| | 2 | 1801881180 | RR WHEEL COVER SOUND INSULATION | 1 | |
| | 3 | 1802079180 | TRUNK SHELF TRIM BOARD | 1 | |
| | 4 | 1801718180 | RIGHT OUTER WHEEL COVER SOUND INSULATION | 1 | |
| | 5 | | "J" TYPE CLIP | 2 | |
| | 6 | | REAR SHOCK ABSORBER COVER | 2 | |
| | 7 | 1802124180 | RIGHT SPEAKER COVER | 1 | |
| | 8 | 1802123180 | LEFT SPEAKER COVER | 1 | |
| | 9 | 1801879180 | LR WHEEL COVER SOUND INSULATION | 1 | |
| | 10 | 1801717180 | LEFT OUTER WHEEL COVER SOUND INSULATION | 1 | |
| | 11 | 1802081180 | TRUNK LEFT TRIM BOARD | 1 | |
| | 12 | | LR COMBINATION LAMP SERVICE COVER | 1 | |
| | 13 | | RR COMBINATION LAMP SERVICE COVER | 1 | |
| | 14 | | CROSS HEAD BOLT | 4 | |
| | 15 | | "A" TYPE NUT | 4 | |
| | 16 | 1801940180 | TRUNK GLOVED COMPARTMENT | 1 | |
| | 17 | 1801968180 | SPARE WHEEL PRESSURE PLATE ASSY. | 1 | |
| | 18 | 1802078180 | TRUNK LOWER PART REAR TRIM ASSY. | 1 | |
| | 19 | 1801984180 | TRUNK TOOL CLIP | 1 | |
| | 20 | | CROSS HEAD BOLT & WASHER ASSY. | 8 | |
| | 21 | | SHIM | 3 | |
| | 22 | | CLAPBOARD BRACKET | 2 | |
| | 23 | | SHIM | 4 | |
| | 24 | 1801986180 | TRUNK FLOOR LEFT COVER | 1 | |

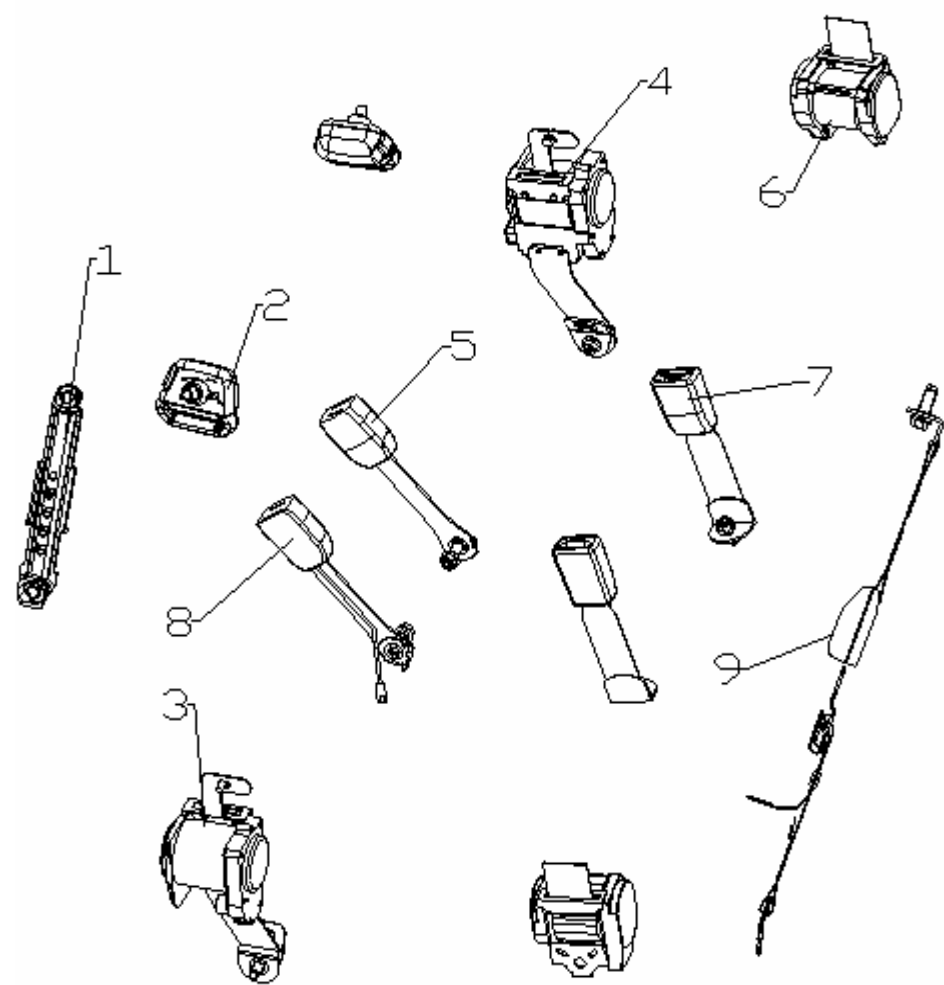
8180 TRUNK LID INTERIOR TRIM & ACCESSORY

| | NO. | PART NO. | DES. | QTY | REMARK |
|--|-----|------------|----------------------------------|-----|--------|
| | 1 | 1801011180 | TRUNK LID INTERIOR TRIM BOARD | 1 | |
| | 2 | 1802000180 | TRUNK LID GEMEL CUSHION | 2 | |
| | 3 | 18410024 | "E" TYPE CLIP | 15 | |
| | 4 | | HEXAGON HEAD BOLT & WASHER ASSY. | 4 | |
| | 5 | 1801028180 | TRUNK LID LOCK BUCKLE ASSY. | 1 | |
| | 6 | | LOCK CYLINDER SNAP RING | 1 | |
| | 7 | | TRUNK LID LOCK CYLINDER ASSY. | 1 | |
| | 8 | | TRUNK LID LOCK ROD ASSY. | 1 | |
| | 9 | 1801027180 | TRUNK LOCK ASSY. | 1 | |
| | 10 | | INTERIOR TRIM BOARD LEFT PLUG | 1 | |
| | 11 | | TRUNK LID PULL SPRING BOOT | 2 | |
| | 12 | | INTERIOR TRIM BOARD RIGHT PLUG | 1 | |
| | 13 | 1801019180 | CROSS HEAD BOLT | 2 | |

8190 ROOF SKIN INTERIOR TRIM & ACCESSORY

| | NO. | PART NO. | DES. | QTY | REMARK |
|--|-----|----------------------------|--|--------|------------------|
| | 1 | 180202718001 1802027180 | ROOF SKIN INTERIOR TRIM & ACCESSORY ROOF SKIN INTERIOR TRIM BOARD | 1 1 | COLOUR COLOUR |
| | 2 | 1018002240 | RIGHT SUN VISOR BRACKET | 1 | |
| | 3 | 1018001696 | LEFT SUN VISOR BRACKET | 1 | |
| | 4 | | CROSS HEAD BOLT | 2 | |
| | 5 | 1802238180 | LEFT SUN VISOR ASSY. | 1 | |
| | 6 | 1802239180 | RIGHT SUN VISOR ASSY. | 1 | |
| | 7 | 1802266180 | GLASSES BOX ASSY. | 1 | |
| | 8 | 1802069180 | LR SAFETY HANDLE ASSY. | 1 | |
| | 9 | 1802096180 | FRONT SAFETY HANDLE ASSY. | 1 | |
| | 10 | 1801982180 | RR SAFETY HANDLE ASSY. | 1 | |
| | 11 | | CROSS HEAD BOLT | 8 | |
| | 12 | 18410024 | "E" TYPE CLIP | 5 | |
| | 13 | 1801913180 | ROOF SKIN REAR SOUND INSULATION | 1 | |
| | 14 | 1801912180 | ROOF SKIN FRONT SOUND INSULATION | 1 | |
| | 15 | | CROSS HEAD BOLT | 4 | |

8200 SAFETY BELT ASSY.

| | NO. | PART NO. | DES. | QTY | REMARK |
|---|------------|------------|---|--------|--------|
|  | | | SAFETY BELT ASSY. | 1 | |
| | 1 | 1802241180 | LONG-DISTANCE ADJUSTER ASSY. | 2 | |
| | 2 | | SAFETY BELT HIGH ADJUSTER BLOCK ASSY. | 2 | COLOUR |
| | 3 | 1803013180 | LF SAFETY BELT ASSY. | 1 | |
| | 4 | 1803015180 | RF SAFETY BELT ASSY. | 1 | |
| | 5 | 1803014180 | FRONT SAFETY BELT LOCK BUCKLE ASSY. | 2 | COLOUR |
| | 6 | 1803017180 | REAR SEAT SAFETY BELT ASSY. | 2 | |
| | 7 | 1803016180 | REAR SAFETY BELT LOCK BUCKLE ASSY. | 3 | COLOUR |
| | 8 | | FRONT SAFETY BELT LOCK BUCKLE ASSY.(INDICATOR) | 1 | COLOUR |
| 9 | 1803020180 | CAESTUS | 1 | COLOUR | |

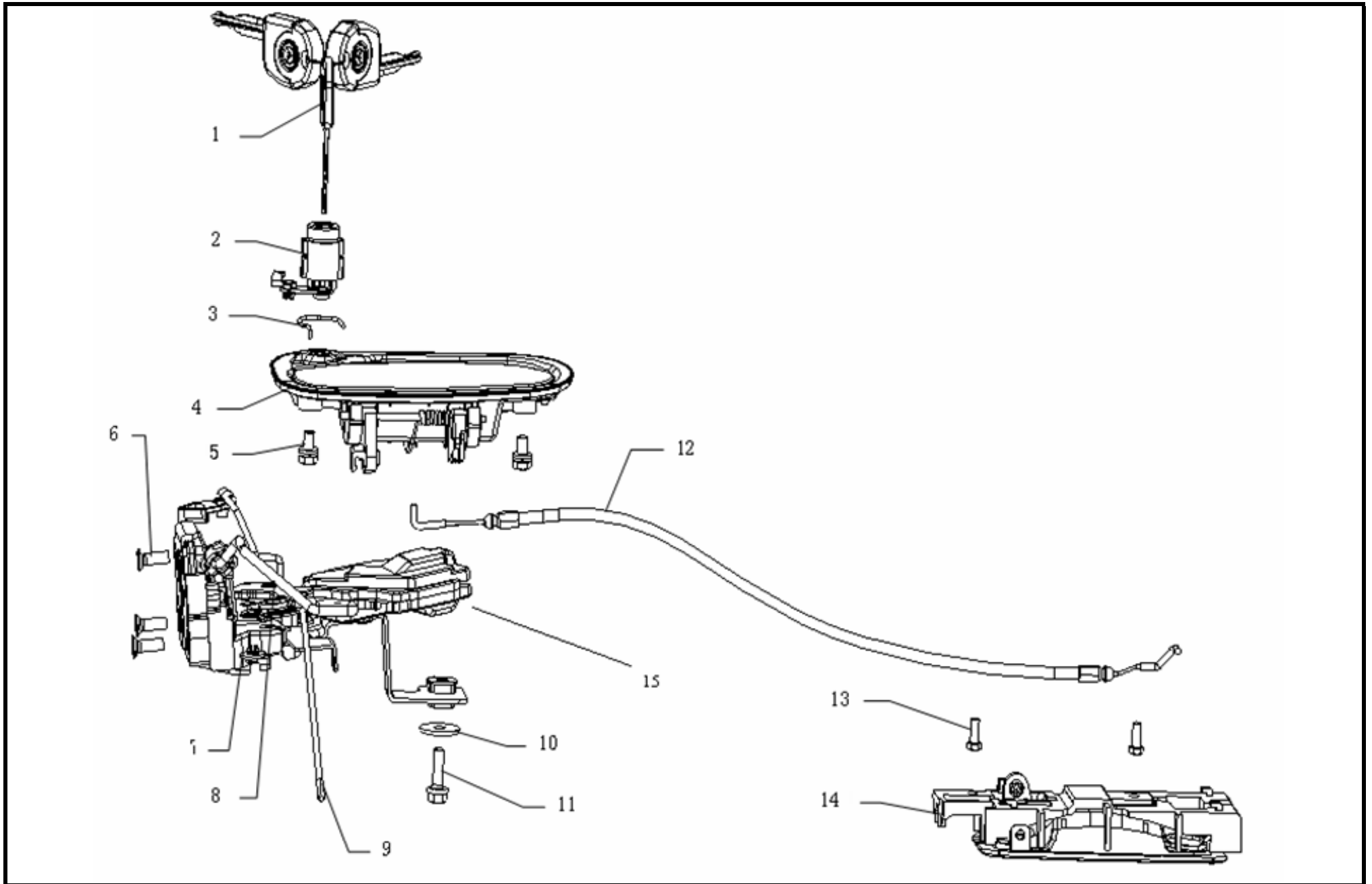
8210 LF DOOR INTERIOR TRIM ASSY.

| | NO. | PART NO. | DES. | QTY | REMARK |
|--|-----|--|---|--------|--------|
| | 1 | | LF DOOR INTERIOR TRIM ASSY. | 1 | |
| | 2 | | LF SPEAKER BAR | 1 | COLOUR |
| | 3 | | POWER WINDOW REGULATOR SWITCH PANEL ASSY. | 1 | |
| | 4 | | LF DOOR UPPER INSIDE TRIM | 1 | COLOUR |
| | 5 | 1802235180 | LF DOOR LOWER INSIDE TRIM | 1 | COLOUR |
| | 6 | | LF DOOR INTERIOR QUARTER TRIM | 1 | |
| | 7 | | LF DOOR CENTER INTERIOR TRIM ASSY. | 1 | COLOUR |
| | 8 | | LF DOOR SOUND INSULATION I | 1 | |
| | 9 | | LF DOOR SOUND INSULATION II | 1 | |
| | 10 | | LOCK BUTTON | 1 | |
| | 11 | 1800333180 | LOCK BUTTON CUSHION | 1 | |
| | 12 | | LF DOOR HANDLE | 1 | |
| | 13 | 1017001356 | LF DOOR LIGHT CHIMNEY | 1 | |
| | 14 | | LF DOOR INTERIOR GLOVE COMPARTMENT | 1 | COLOUR |
| | 15 | 18410013 | CROSS HEAD BOLT-"C" TYPE | 4 | |
| | 16 | | PLASTIC NUT | 4 | |
| | 17 | 18410024 | "D" TYPE CLIP | 6 | |
| | 18 | | FRONT DOOR WATERPROOF FILM | 1 | |
| | 19 | | CROSS BIG HEAD BOLT-"C" TYPE | 34 | |
| | 20 | | GLUE BAR | 1 | |
| | | DOOR INTERIOR TRIM CENTER MOUNTING COVER | 1 | COLOUR | |

8220 FRONT DOOR POWER WINDOW REGULATOR ASSY.

| | NO. | PART NO. | DES. | QTY | REMARK |
|----|------------|--------------------------|---------------------------------------|-----|--------|
| | | | LF DOOR POWER WINDOW REGULATOR ASSY. | 1 | |
| | 1 | 1800269180 | LF DOOR POWER WINDOW REGULATOR ASSY. | 1 | |
| | 2 | 1800271180 | RF DOOR POWER WINDOW REGULATOR ASSY. | 1 | |
| | 3 | | HEXAGON FLANGE NUT | 4 | |
| | 4 | 1018000432 | DOOR WINDOW CLIP | 2 | |
| | 5 | | CROSS HEAD BOLT-"C" TYPE | 2 | |
| | 6 | 1800432180 | FRONT DOOR WINDOW GUIDE SLIDE BLOCK | 1 | |
| | 7 | 1800277180 | LF DOOR WINDOW | 1 | |
| | 8 | 1800280180 | RF DOOR WINDOW | 1 | |
| | 9 | 1800361180 | LF DOOR WINDOW FRONT GUIDE RAIL ASSY. | 1 | |
| | 10 | 1800362180 | RF DOOR WINDOW FRONT GUIDE RAIL ASSY. | 1 | |
| 11 | 1800879180 | WINDOW REGULATOR CUSHION | 1 | | |

8230 LF DOOR LOCK & HANDLE



8230 LF DOOR LOCK & HANDLE

| NO. | PART NO. | DES. | QTY | REMARK | NO. | PART NO. | DES. | QTY | REMARK |
|-----|------------|---|-----|--------|-----|----------|------|-----|--------|
| | 180281180 | LF DOOR LOCK & HANDLE | 1 | | | | | | |
| 1 | 1800405180 | KEY ASSY. | 1 | | | | | | |
| 2 | 1800405180 | LF LOCK CYLINDER ASSY. | 1 | | | | | | |
| 3 | | LEFT LOCK CYLINDER CIRCLIP | 1 | | | | | | |
| 4 | 1800336180 | LF DOOR EXTERIOR HANDLE ASSY. | 1 | COLOUR | | | | | |
| 5 | | HEXAGON HEAD BOLT & SPRING WASHER ASSY. | 2 | M6x12 | | | | | |
| 6 | | CROSS HEAD BOLT & LOCK WASHER ASSY. | 3 | | | | | | |
| 7 | 1800281180 | LF DOOR LOCK ASSY. | 1 | | | | | | |
| 8 | 1800285180 | LF DOOR EXTERIOR UNLOCKING ROD | 1 | | | | | | |
| 9 | 1800289180 | LF DOOR LOCKING ROD | 1 | | | | | | |
| 10 | | SHIM | 1 | | | | | | |
| 11 | | BOLT M6x16 | 1 | | | | | | |
| 12 | 1800285180 | LF DOOR INTERIOR UNLOCK CABLE | 1 | | | | | | |
| 13 | | HEXAGON HEAD WITH CROSS BOLT | 2 | | | | | | |
| 14 | 1800333180 | LF DOOR INTERIOR HANDLE ASSY. | 1 | | | | | | |
| 15 | 1068020087 | LF DOOR LOCK ACTUATOR ASSY. | | | | | | | |

8240 FRONT DOOR WEATHERSTRIP

| | NO. | PART NO. | DES. | QTY | REMARK |
|----|------------|------------------------------|--|-----|--------|
| | | | LF DOOR WEATHERSTRIP | 1 | |
| | 1 | 1800340180 | LF DOORFRAME WEATHERSTRIP | 1 | |
| | 2 | 1800342180 | RF DOORFRAME WEATHERSTRIP | 1 | |
| | 3 | 1800361180 | LF DOOR WINDOW RUN | 1 | |
| | 4 | 1800362180 | RF DOOR WINDOW RUN | 1 | |
| | 5 | 1800352180 | LF DOOR WINDOW INTERIOR WEATHERSTRIP | 1 | |
| | 6 | 1800356180 | RF DOOR WINDOW INTERIOR WEATHERSTRIP | 1 | |
| | 7 | 1800345180 | LF DOOR WINDOW EXTERIOR WEATHERSTRIP | 1 | |
| | 8 | 1800348180 | RF DOOR WINDOW EXTERIOR WEATHERSTRIP | 1 | |
| | 9 | | DOOR WINDOW EXTERIOR WEATHERSTRIP FIXING CLIP | 10 | |
| 10 | 1018000340 | FRONT DOORFRAME WEATHERSTRIP | | | |

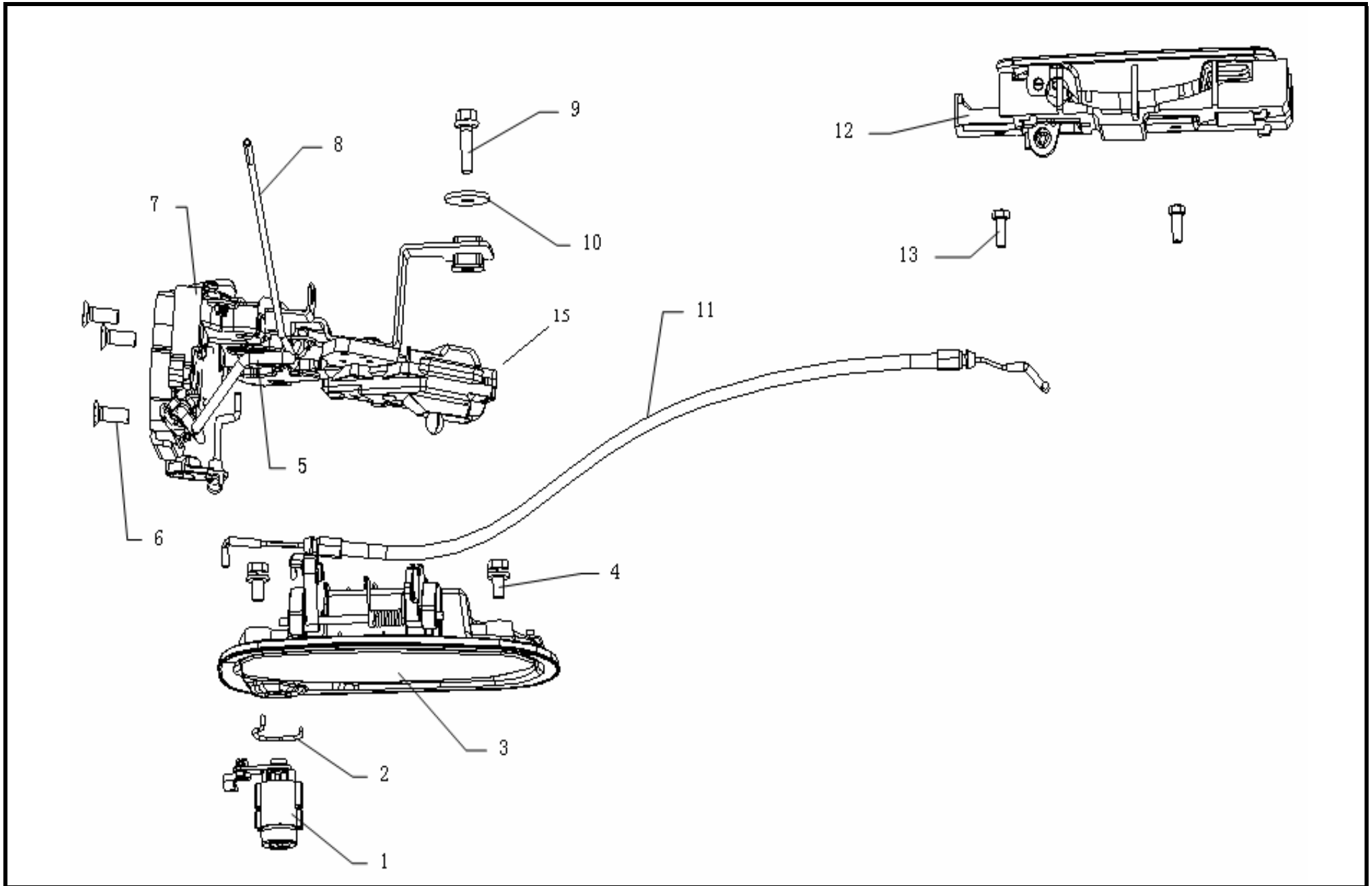
8250 LF DOOR INTERIOR TRIM & ACCESSORY

| | NO. | PART NO. | DES. | QTY | REMARK |
|---|-----|-------------|--------------------------------------|-----|--------|
| <p>Diagram illustrating the components of the 8250 LF Door Interior Trim & Accessory:</p> <ul style="list-style-type: none"> 1: LF Door Interior Trim Assy. 2: LF Door Power Window Regulator Assy. 3: LF Door Lock & Handle. 4: Door Cushion. 5: Front, Rear Door Damping. 6: Front Door Weatherstrip. | 1 | 1800214180 | LF DOOR INTERIOR TRIM ASSY. | 1 | |
| | 2 | 1800269180 | LF DOOR POWER WINDOW REGULATOR ASSY. | 1 | |
| | 3 | 1800281180 | LF DOOR LOCK & HANDLE | 1 | |
| | 4 | 8200104175 | DOOR CUSHION | 1 | |
| | 5 | 16101193180 | FRONT, REAR DOOR DAMPING | 1 | |
| | 6 | 1800340180 | FRONT DOOR WEATHERSTRIP | 1 | |

8260 RF DOOR INTERIOR TRIM ASSY.

| | NO. | PART NO. | DES. | QTY | REMARK |
|--|-----|------------|--|-----|--------|
| | 1 | 1017001352 | RF DOOR LIGHT CHIMNEY | 1 | COLOUR |
| | 2 | | RF DOOR INNER GLOVE COMPARTMENT | 1 | COLOUR |
| | 3 | | RF SPEAKER COVER | 1 | COLOUR |
| | 4 | | CROSS BIG HEAD BOLT-"C" TYPE | 34 | |
| | 5 | 1800334180 | RF DOOR HANDLE | 1 | |
| | 6 | | RF POWER WINDOW REGULATOR SWITCH PANEL ASSY. | 1 | |
| | 7 | | RF DOOR UPPER INTERIOR TRIM | 1 | COLOUR |
| | 8 | 1802244180 | RF DOOR INTERIOR QUARTER TRIM | 1 | |
| | 9 | | RF DOOR LOWER INTERIOR TRIM | 1 | COLOUR |
| | 10 | | RF DOOR CENTER INTERIOR TRIM ASSY. | 1 | COLOUR |
| | 11 | | RF DOOR SOUND INSULATION I | 1 | |
| | 12 | | RF DOOR SOUND INSULATION II | 1 | |
| | 13 | | FRONT DOOR WATERPROOF FILM | 1 | |
| | 14 | | CROSS HEAD BOLT-"C" TYPE | 1 | |
| | 15 | 18410013 | PLASTIC NUT | 5 | |
| | 16 | | LOCK BUTTON JACKET | 1 | |
| | 17 | | LOCK BUTTON | 1 | |
| | 18 | 18410018 | "D" TYPE CLIP | 6 | |
| | 19 | | GLUE BAR | 1 | |
| | 20 | | DOOR INTERIOR TRIM CENTER MOUNTING COVER | 1 | COLOUR |

8270 RF DOOR LOCK & HANDLE



8270 RF DOOR LOCK & HANDLE

| NO. | PART NO. | DES. | QTY | REMARK | NO. | PART NO. | DES. | QTY | REMARK |
|-----|------------|-------------------------------------|-----|--------|-----|----------|------|-----|--------|
| | 1800282180 | RF DOOR LOCK & HANDLE | 1 | | | | | | |
| 1 | 1800405180 | RF LOCK CYLINDER ASSY. | 1 | | | | | | |
| 2 | | RIGHT LOCK CYLINDER CIRCLIP | 1 | | | | | | |
| 3 | 1800338180 | RF DOOR EXTERIOR HANDLE ASSY. | 1 | COLOUR | | | | | |
| 4 | | HEXAGON HEAD BOLT & WASHER ASSY. | 1 | M6x12 | | | | | |
| 5 | 1800286180 | RF DOOR EXTERIOR UNLOCKING ROD | 1 | | | | | | |
| 6 | | CROSS HEAD BOLT & LOCK WASHER ASSY. | 3 | | | | | | |
| 7 | 1800282180 | RF DOOR LOCK ASSY. | 1 | | | | | | |
| 8 | 1800290180 | RF DOOR LOCKING ROD | 1 | | | | | | |
| 9 | | BOLT M6x16 | 1 | | | | | | |
| 10 | | SHIM | 1 | | | | | | |
| 11 | 1012001519 | RF DOOR INTERIOR UNLOCK CABLE | 1 | | | | | | |
| 12 | | HEXAGON HEAD WITH CROSS BOLT | 2 | | | | | | |
| 13 | 1800334180 | RGF DOOR INTERIOR HANDLE ASSY. | 1 | | | | | | |
| 14 | 1068020088 | RF DOOR LOCK ACTUATOR ASSY. | | | | | | | |

8280 RF DOOR INTERIOR TRIM & ACCESSORY

| | NO. | PART NO. | DES. | QTY | REMARK |
|--|-----|-------------|--------------------------------|-----|--------|
| | 1 | 1800218180 | RF DOOR INTERIOR TRIM ASSY. | 1 | |
| | 2 | 1800271180 | RF DOOR POWER WINDOW REGULATOR | 1 | |
| | 3 | 1800282180 | RF DOOR LOCK & HANDLE | 1 | |
| | 4 | 8200104175 | DOOR CUSHION | 1 | |
| | 5 | 16101193180 | FRONT,REAR DAMPING | 1 | |
| | 6 | 1800342180 | RF DOOR WEATHERSTRIP | 1 | |

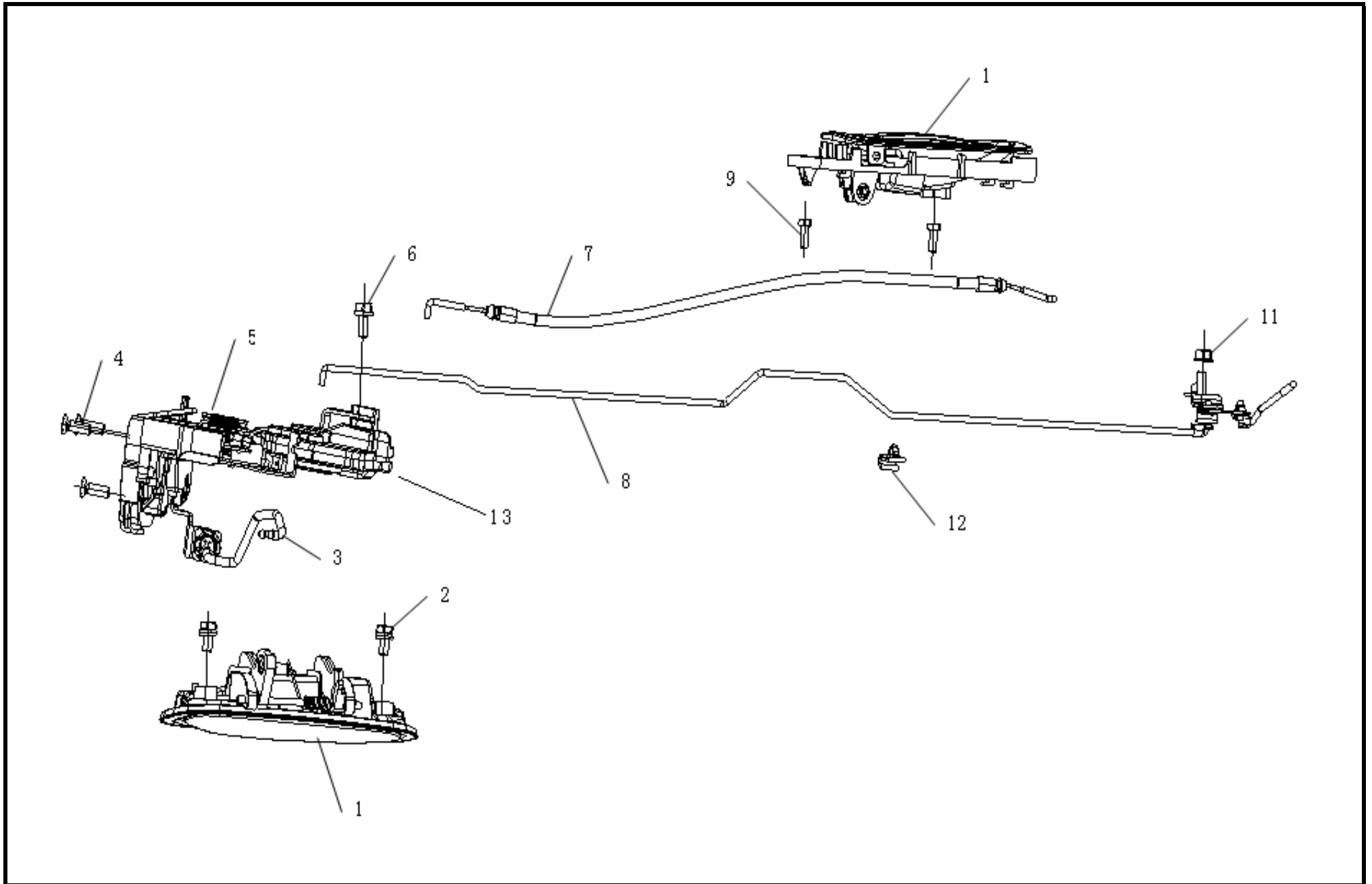
8290 LR DOOR INTERIOR TRIM ASSY.

| | NO. | PART NO. | DES. | QTY | REMARK |
|--|-----|------------|---|-----|--------|
| | 1 | | LR DOOR INTERIOR TRIM ASSY. | 1 | |
| | 2 | | LR DOOR SPEAKER COVER | 1 | COLOUR |
| | 3 | | LR POWER WINDOW REGULATOR SWITCH PANEL ASSY. | 1 | |
| | 4 | | LR DOOR MIDDLE TRIM ASSY. | 1 | COLOUR |
| | 5 | | LR DOOR UPPER INTERIOR TRIM | 1 | COLOUR |
| | 6 | | LOCK BUTTON BOOT | 1 | |
| | 7 | | LOCK BUTTON | 1 | |
| | 8 | | LR DOOR SOUND INSULATION II | 1 | |
| | 9 | | LR DOOR LOWER INTERIOR TRIM | 1 | COLOUR |
| | 10 | | LR DOOR SOUND INSULATION I | 1 | |
| | 11 | 18410018 | REAR DOOR WATERPROOF FILM | 1 | |
| | 12 | | "D" TYPE CLIP | 6 | |
| | 13 | 1800706180 | LR DOOR HANDLE ASSY. | 1 | |
| | 14 | 1017001353 | LR DOOR LIGHT CHIMNEY | 1 | |
| | 15 | | LR DOOR INTERIOR GLOVE COMPARTMENT | 1 | COLOUR |
| | 16 | | CROSS HEAD BOLT-"C" TYPE | 2 | |
| | 17 | 18410013 | PLASTIC NUT | 2 | |
| | 18 | | CROSS HEAD BOLT -"C" TYPE | 1 | |
| | 19 | | DOOR INTERIOR CENTER MOUNTING COVER | 1 | COLOUR |
| | 20 | | SEAL | 1 | |

8300 REAR DOOR WINDOW REGULATOR ASSY.

| | NO. | PART NO. | DES. | QTY | REMARK |
|--|-----|------------|--------------------------------------|-----|--------|
| | 1 | 1800622180 | LR DOOR POWER WINDOW REGULATOR ASSY. | 1 | |
| | 2 | 1800626180 | RR DOOR POWER WINDOW REGULATOR ASSY. | 1 | |
| | 3 | | HEXAGON FLANGE NUT | 4 | |
| | 4 | | HEXAGON FLANGE BOLT | 2 | |
| | 5 | 1800671180 | LR DOOR WINDOW RUN ASSY. | 1 | |
| | 6 | 1800674180 | RR DOOR WINDOW RUN ASSY. | 1 | |
| | 7 | 1800680180 | LR DOOR QUARTER WINDOW | 1 | |
| | 8 | 1800682180 | RR DOOR QUARTER WINDOW | 1 | |
| | 9 | 1800676180 | LR DOOR WINDOW | 1 | |
| | 10 | 1800678180 | RR DOOR WINDOW | 1 | |
| | 11 | 1800628180 | REAR DOOR WINDOW BRACKET LINER | 1 | |
| | 12 | 1800627180 | REAR DOOR WINDOW BRACKET | 1 | |

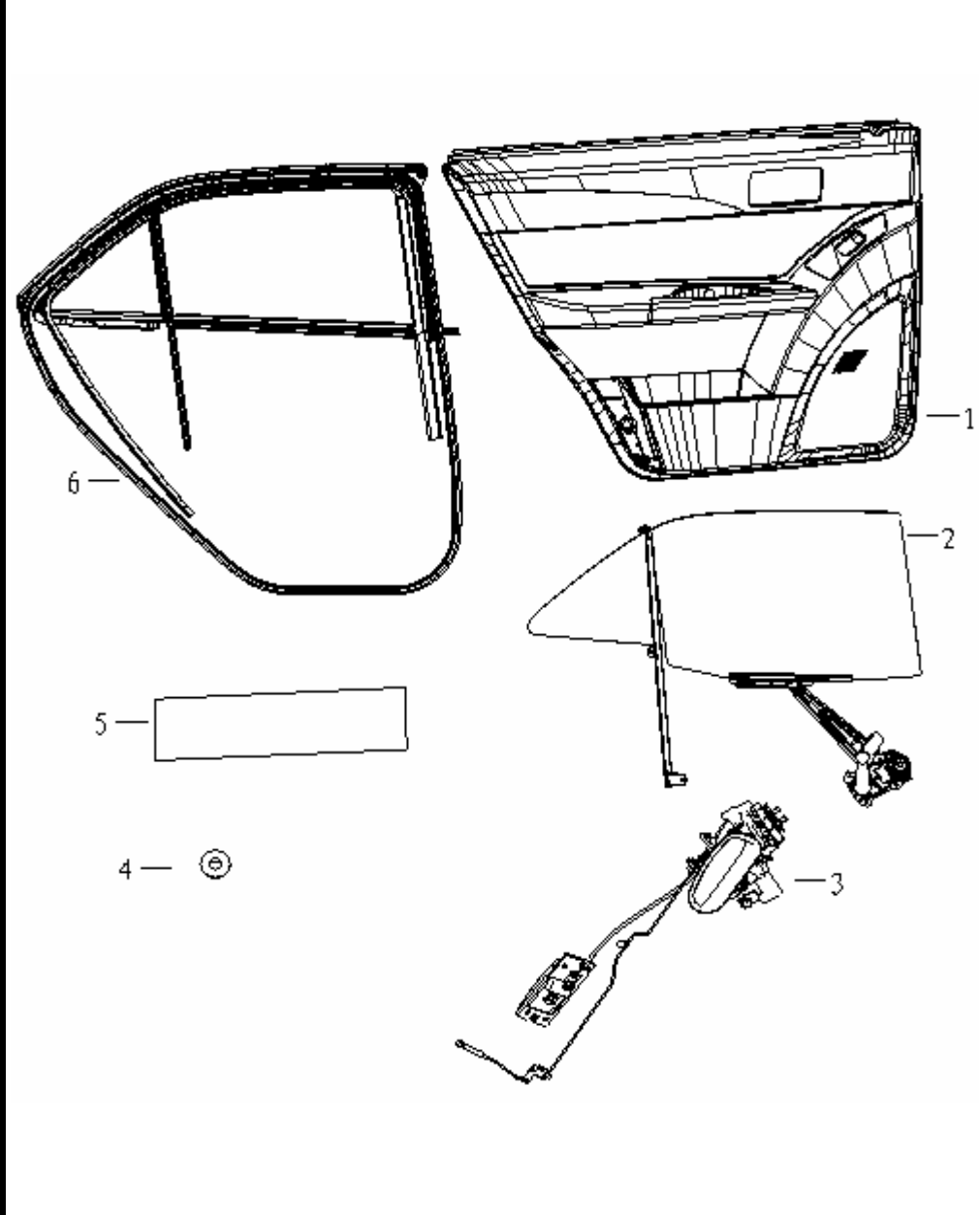
8310 LR DOOR LOCK & HANDLE



8310 LR DOOR LOCK & HANDLE

| NO. | PART NO. | DES. | QTY | REMARK | NO. | PART NO. | DES. | QTY | REMARK |
|-----|------------|-------------------------------------|-----|--------|-----|----------|------|-----|--------|
| | 1800282180 | LR DOOR LOCK & HANDLE | 1 | | | | | | |
| 1 | 1800709180 | LR DOOR EXTERIOR HANDLE ASSY. | 1 | COLOUR | | | | | |
| 2 | | HEXAGON HEAD BOLT & WASHER ASSY. | 2 | | | | | | |
| 3 | 1800286180 | LR DOOR EXTERIOR UNLOCKING ROD | 1 | | | | | | |
| 4 | | CROSS HEAD BOLT & LOCK WASHER ASSY. | 3 | | | | | | |
| 5 | 1800692180 | LR DOOR LOCK ASSY. | 1 | | | | | | |
| 6 | | HEXAGON FLANGE NUT | 1 | | | | | | |
| 7 | 1800696180 | LR DOOR EXTERIOR UNLOCKING CABLE | 1 | | | | | | |
| 8 | 1800694180 | LR DOOR LOCKING ROD ASSY. | 1 | | | | | | |
| 9 | | HEXAGON HEAD WITH CROSS BOLT | 2 | | | | | | |
| 10 | 1800706180 | LR DOOR INTERIOR HANDLE ASSY. | 1 | | | | | | |
| 11 | | HEXAGON FLANGE NUT | 1 | | | | | | |
| 12 | | REAR LOCKING PULL ROD CLIP | 1 | | | | | | |
| 13 | 1068020089 | LR DOOR LOCK ACTUATOR ASSY. | | | | | | | |

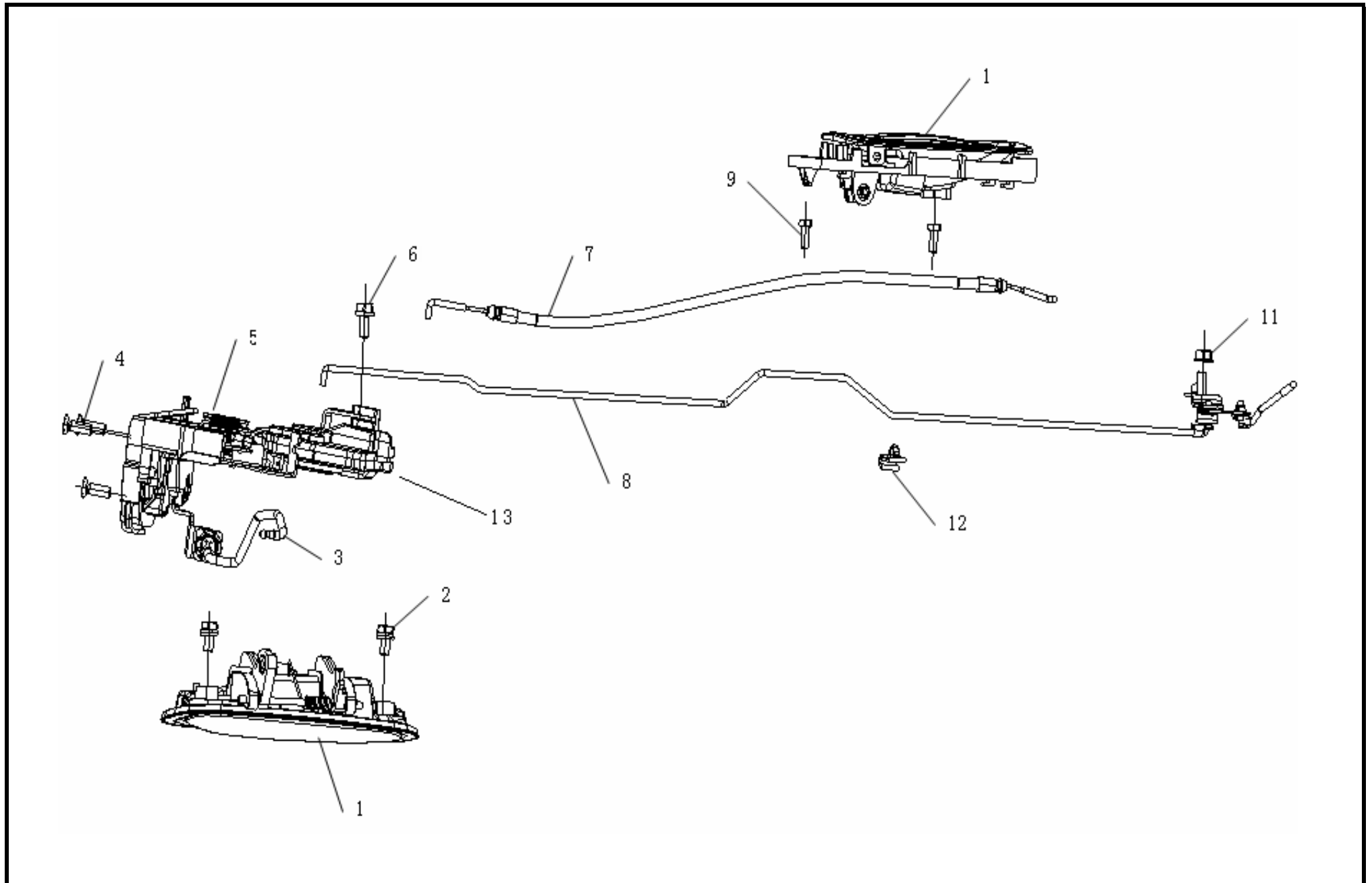
8320 LR DOOR INTERIOR TRIM & ACCESSORY

| | NO. | PART NO. | DES. | QTY | REMARK |
|---|-----|-------------|--------------------------------|-----|--------|
|  | 1 | 1800653180 | LR DOOR INTERIOR TRIM ASSY. | 1 | |
| | 2 | 1800622180 | LR DOOR POWER WINDOW REGULATOR | 1 | |
| | 3 | 1800692180 | LR DOOR LOCK & HANDLE | 1 | |
| | 4 | 8200104175 | DOOR CUSHION | 1 | |
| | 6 | 16101193180 | LR DOOR WEATHERSTRIP | 1 | |
| | 5 | 1800714180 | FRONT,REAR DOOR DAMPING | 1 | |

8330 RR DOOR INTERIOR TRIM ASSY.

| | NO. | PART NO. | DES. | QTY | REMARK |
|----|-----|------------|--|-----|--------|
| | 1 | 1701354180 | RR DOOR INTERIOR TRIM ASSY. | 1 | |
| | 1 | 1701354180 | RR DOOR LIGHT CHIMNEY | 1 | |
| | 2 | | RR DOOR INTERIOR GLOVE COMPARTMENT | 1 | COLOUR |
| | 3 | | RR DOOR SPEAKER COVER | 1 | COLOUR |
| | 4 | 1800707180 | RR DOOR HANDLE ASSY. | 1 | |
| | 5 | | RR POWER WINDOW REGULATOR SWITCH PANEL ASSY. | 1 | |
| | 6 | | RR DOOR UPPER INTERIOR TRIM | 1 | COLOUR |
| | 7 | | LOCK BUTTON BOOT | 1 | |
| | 8 | | LOCK BUTTON | 1 | |
| | 9 | | RR DOOR LOWER INTERIOR TRIM | 1 | COLOUR |
| | 10 | | RR DOOR CENTER INTERIOR TRIM ASSY. | 1 | COLOUR |
| | 11 | | RR DOOR SOUND INSULATION MAT II | 1 | |
| | 12 | | RR DOOR WATERPROOF FILM | 1 | |
| | 13 | | RR DOOR SOUND INSULATION MAT I | 1 | |
| | 14 | | CROSS HEAD BOLT-"C" TYPE | 2 | |
| | 15 | 18410013 | PLASTIC NUT | 3 | |
| | 16 | 18410024 | "D" TYPE CLIP | 5 | |
| | 17 | | CROSS BIG HEAD BOLT-"C" TYPE | 29 | |
| | 18 | | CROSS HEAD BOLT | 1 | |
| | 19 | | DOOR INTERIOR TRIM CENTER MOUNTING COVER | 1 | COLOUR |
| 20 | | SEAL | 1 | | |

8340 RR DOOR LOCK & HANDLE



8340 RR DOOR LOCK & HANDLE

| NO. | PART NO. | DES. | QTY | REMARK | NO. | PART NO. | DES. | QTY | REMARK |
|-----|------------|-------------------------------------|-----|--------|-----|----------|------|-----|--------|
| | 1800693180 | RR DOOR LOCK & HANDLE | 1 | | | | | | |
| 1 | 1800710180 | RR DOOR EXTERIOR HANDLE ASSY. | 1 | COLOUR | | | | | |
| 2 | | HEXAGON HEAD BOLT & WASHER ASSY. | 2 | M6x12 | | | | | |
| 3 | 1800697180 | RR DOOR EXTERIOR UNLOCKING ROD | 1 | | | | | | |
| 4 | | CROSS HEAD BOLT & LOCK WASHER ASSY. | 3 | | | | | | |
| 5 | 1800693180 | RR DOOR LOCK ASSY. | 1 | | | | | | |
| 6 | | HEXAGON FLANGE BOLT | 1 | | | | | | |
| 7 | 1800697180 | RR DOOR INTERIOR UNLOCKING CABLE | 1 | | | | | | |
| 8 | 1800695180 | RR DOOR LOCKING ROD ASSY. | 1 | | | | | | |
| 9 | | HEXAGON HEAD WITH CROSS BOLT | 2 | | | | | | |
| 10 | 1800707180 | RR DOOR INTERIOR HANDLE ASSY. | 1 | | | | | | |
| 11 | | HEXAGON FLANGE NUT | 1 | | | | | | |
| 12 | | REAR LOCKING PULL ROD CLIP | 1 | | | | | | |
| 13 | 1068020090 | RR DOOR LOCK ACTUATOR ASSY. | | | | | | | |

8350 REAR DOOR WEATHERSTRIP

| | NO. | PART NO. | DES. | QTY | REMARK |
|----|------------|------------------------------|--|-----|--------|
| | | | RR DOOR SEAL | 1 | |
| | 1 | 1800363180 | LR DOOR QUARTER WINDOW WEATHERSTRIP | 1 | |
| | 2 | 1800364180 | RR DOOR QUARTER WINDOW WEATHERSTRIP | 1 | |
| | 3 | 1800475180 | SIDE WALL WEATHERSTRIP | 1 | |
| | 4 | 1800671180 | LR DOOR WINDOW GUIDE | 1 | |
| | 5 | 1800674180 | RR DOOR WINDOW GUIDE | 1 | |
| | 6 | 1800714180 | LR DOORFRAME WEATHERSTRIP | 1 | |
| | 7 | 1800714180 | RR DOORFRAME WEATHERSTRIP | 1 | |
| | 8 | 1800367180 | LR DOOR WINDOW EXTERIOR WEATHERSTRIP | 1 | |
| | 9 | 1800368180 | RR DOOR WINDOW EXTERIOR WEATHERSTRIP | 1 | |
| | 10 | 1800369180 | LR DOOR WINDOW INTERIOR WEATHERSTRIP | 1 | |
| | 11 | 1800370180 | RR DOOR WINDOW INTERIOR WEATHERSTRIP | 1 | |
| | 12 | | DOOR WINDOW EXTERIOR WEATHERSTRIP FIXING CLIP | 4 | |
| 13 | 1800714180 | REAR DOORFRAME SEALING STRIP | 1 | | |

8360 RR DOOR INTERIOR TRIM & ACCESSORY

| | NO. | PART NO. | DES. | QTY | REMARK |
|--|-----|-------------|--------------------------------|-----|--------|
| | 1 | 1800654180 | RR DOOR INTERIOR TRIM ASSY. | 1 | |
| | 2 | 1800626180 | RR DOOR POWER WINDOW REGULATOR | 1 | |
| | 3 | 1800693180 | RR DOOR LOCK & HANDLE | 1 | |
| | 4 | 8200104175 | DOOR CUSHION | 1 | |
| | 5 | 16101193180 | FRONT,REAR DOOR DAMPING | 1 | |
| | 6 | 1800716180 | RR DOOR WEATHERSTRIP | 1 | |

8370 SEAT ASSY.

| | NO. | PART NO. | DES. | QTY | REMARK |
|--|-----|----------------------------|--|-----|---------------|
| | 1 | 1801808180 | REAR SEAT BACK ASSY. | 1 | |
| | 2 | 1801807180 | REAR SEAT CUSHION ASSY. | 1 | |
| | 3 | 1801705180 | DRIVER SEAT | 1 | |
| | 4 | 1801605180 | RF SEAT ASSY. | 1 | |
| | 5 | | HEXAGON HEAD BOLT & SPRING WASHER ASSY. | 2 | |
| | 6 | | HEXAGON HEAD BOLT & SPRING WASHER ASSY. | 8 | |
| | 7 | | REAR SEAT CIRCLIP SEAT BRACKET ASSY. | 2 | |
| | 8 | 7005600001 | LOCKING RING | 2 | |
| | 9 | | HEXAGON HEAD BOLT & SPRING WASHER ASSY. | 8 | |
| | 10 | 1801829180 180182918001 | SEAT ADJUSTER HINGE COVER SEAT ADJUSTER HINGE COVER | | BEIGE GRAY |

8380 FRONT BUMPER ASSY.

| | NO. | PART NO. | DES. | QTY | REMARK |
|--|-----|------------|---|-----|--------|
| | 1 | 1801433180 | FRONT BUMPER ASSY. FRONT BUMPER | 1 | COLOUR |
| | 2 | 1200160180 | FRT BUMPER LEFT MOUNTING BRACKET | 1 | |
| | 3 | 1200163180 | FRT BUMPER RIGHT MOUNTING BRACKET | 1 | |
| | 4 | 1801427180 | RIGHT FOG LIGHT MOUNTING SEAT ASSY. | 1 | |
| | 5 | 1801430180 | LEFT FOG LIGHT MOUNTING SEAT ASSY. | 1 | |
| | 6 | 1801419180 | BUMPER RIGHT UPPER BRACKET ASSY. | 1 | |
| | 7 | 1801417180 | BUMPER LEFT UPPER BRACKET ASSY. | 1 | |
| | 8 | 1801427180 | FRT BUMPER LEFT MOUNTING SEAT ASSY. | 1 | |
| | 9 | 1801430180 | FRT BUMPER RIGHT MOUNTING SEAT ASSY. | 1 | |
| | 10 | 1801431180 | BUMPER UPPER BRACKET ASSY. | 1 | |
| | 11 | 1801454180 | AUX BUMPER SUB-ASSY. | 1 | |
| | 12 | 1801407180 | FR BUMPER CUSHION | 1 | |
| | 13 | 1801483180 | BUMPER RIGHT MOUNTING PLATE FIXING SEAT | 1 | |
| | 14 | 1801470180 | BUMPER LEFT MOUNTING PLATE FIXING SEAT | 1 | |
| | 15 | | FRT BUMPER LEFT MOUNTING PLATE ASSY. | 1 | |
| | 16 | | CROSS SLOT HEAD SELF-TAPPING SCREW | 1 | |
| | 17 | | HEXAGON FLANGE BOLT M6x12 | 12 | |
| | 18 | 18410002 | J TYPE CLIP | 2 | |
| | 20 | | NAMEPLATE SOLEPLATE ASSY. | 1 | |
| | 21 | 1801360180 | RADIATOR GRILLE ASSY. | 1 | |
| | 22 | | CROSS HEAD SCREW & PLAIN WASHER ASSY. | 2 | |
| | 23 | | CROSS HEAD SCREW & PLAIN WASHER ASSY. | 3 | |
| | 24 | | CROSS HEAD TAPPING SCREW & WASHER | 2 | |

8390 REAR BUMPER ASSY.

| | NO. | PART NO. | DES. | QTY | REMARK |
|--|-----|------------|--|-----|------------|
| | 1 | 1018003783 | REAR BUMPER ASSY. | 1 | 08 VERSION |
| | 2 | 1801519180 | REAR BUMPER | 1 | |
| | 3 | 18410002 | "J" TYPE CLIP | 7 | |
| | 4 | | HEXAGON BOLT & SPRING WASHER ASSY. | 4 | |
| | 5 | | CROSS HEXAGON HEAD BOLT & WASHER ASSY. | 2 | |
| | 6 | 1801520180 | REAR BUMPER LEFT REINFORCEMENT ASSY. | 1 | |
| | 7 | 1801523180 | REAR BUMPER RIGHT REINFORCEMENT ASSY. | 1 | |
| | 8 | 1801530180 | REAR BUMPER RIGHT MOUNTING BRACKET ASSY. | 1 | |
| | 9 | 1801526180 | REAR BUMPER LEFT MOUNTING BRACKET ASSY. | 1 | |
| | 10 | | CROSS HEXAGON HEAD BOLT & WASHER ASSY. | 2 | |
| | 11 | | HEXAGON HEAD BOLT & SPRING WASHER ASSY. | 4 | |

8400 EMBLEMS

| | NO. | PART NO. | DES. | QTY | REMARK | | | | |
|---|-------------------------------|-------------------------------|-----------|-----------|--------|--|--|---|----------------------|
| <div data-bbox="156 239 548 438"> <p>汽车空调系统</p> <p>制冷剂: R134a (HFC134a)</p> <p>润滑油: ND-01L8</p> </div> <div data-bbox="616 231 1019 438"> <p>制动液加注须知</p> <p>1 必须加注符合GB 12981中HZY4型制动液或FMVSS DOT4标准制动液</p> <p>2 禁止不同牌号的制动液混合使用</p> <p>3 制动液为有毒物品, 禁止眼、鼻、口等人体器官接触制动液</p> </div> <div data-bbox="168 462 638 598"> <p>注意:</p> <p>请使用与当地季节气候相适应配方的玻璃清洗液</p> </div> <div data-bbox="705 518 1008 710"> <p>轮胎气压</p> <table border="1"> <thead> <tr> <th>轮胎型号</th> <th>气压 kPa (kgf/cm²)</th> </tr> </thead> <tbody> <tr> <td>175/65R14</td> <td>220 (2.2)</td> </tr> </tbody> </table> </div> <div data-bbox="168 662 548 821"> </div> <div data-bbox="638 782 1008 877"> <p>请勿在运行时触摸皮带</p> </div> <div data-bbox="168 861 548 997"> <p>危险</p> <p>风扇运转是自动的, 不要把手伸到风扇运转区内。</p> </div> <div data-bbox="571 965 1019 1244"> <p>警告</p> <p>为避免人身伤亡事故:</p> <ol style="list-style-type: none"> 对于儿童, 后排座位是最安全的; 应尽可能坐在远离安全气囊的后方; 无论什么时候都要系好安全带, 使用儿童安全保护系统。 </div> <div data-bbox="168 1029 470 1157"> <p>儿童安全锁</p> <p>确定锁住后, 车门将无法从车内打开。 When locked, door won't open from inside.</p> </div> <div data-bbox="168 1204 560 1436"> <p>发动机保养须知</p> <p>除气门间隙外, 全部调整按下列条件进行。</p> <p>在怠速下, 连接空气滤清器, 将全部传感器的电液置于正常状态, 将冷却风扇置于停止状态, 将变速器置于空档状态。</p> <p>发动机温度: 怠速 (约60°), 不要调整。</p> <p>点火运行时, 上死点前40° (在怠速状态下, 试验连接传感器时)</p> <p>气门间隙 (冷态)</p> <p>进气: 0.2±0.02毫米, 排气: 0.3±0.02毫米</p> </div> | 轮胎型号 | 气压 kPa (kgf/cm ²) | 175/65R14 | 220 (2.2) | 1 | 1018002927 MR6370A-3903101 1038000550 MR6370-3903212 MR6370A-3903104 MR6370-3903028 1018000967 1018002930 1038000580 MR7130A1-3903108 1018000488 | EMBLEMS AC SYSTEM EMBLEM GLASS LOTION NOTICE EMBLEM HEADLIGHT ADJUST SHOW EMBLEM WARNING EMBLEM CHILDREN SAFETY SETUP EMBLEM ENGINE SERVICE NOTICE EMBLEM AIR BAG WARNING EMBLEM INSTEAD TIMING GEAR BELT EMBLEM TYRE PRESSURE EMBLEM BRAKE FLUID ADDITION NOTICE EMBLEM | 1 1 1 1 1 2 1 1 1 1 1 | 120,000 KILOMETER |
| 轮胎型号 | 气压 kPa (kgf/cm ²) | | | | | | | | |
| 175/65R14 | 220 (2.2) | | | | | | | | |

8410 FRONT & REAR WINDSHIELD ASSY.

| | NO. | PART NO. | DES. | QTY | REMARK |
|---|-----|-----------------------------------|--------------------------------|-----|--------|
| | 1 | 1801209180 | FRONT WINDSHIELD ASSY. | 1 | |
| | 2 | 1801205180 | FRONT WINDSHIELD WEATHERSTRIP | 1 | |
| | 3 | 18410015 | GLASS FIXING CLIP | 2 | |
| | 4 | | INTERIOR REARVIEW MIRROR ASSY. | 1 | CHOOSE |
| | | 1802097180 | INTERIOR REARVIEW MIRROR ASSY. | 1 | |
| | 5 | 1801318180 | REAR WINDSHIELD | 1 | |
| | 6 | 1801311180 | REAR WINDSHIELD WEATHERSTRIP | 1 | |
| 7 | | INTERIOR REARVIEW MIRROR MOUNTING | 1 | | |

8420 FRONT WIND DEFLECTOR

| | NO. | PART NO. | DES. | QTY | REMARK |
|---|----------|---------------|---------------------------|-----|------------------|
| | 1 | 1802932180 | FRONT SEAL MOUNTING PLATE | 1 | RADIATOR FORWARD |
| | 2 | 1800503180 | LF WIND DEFLECTOR | 1 | |
| | | 1018002928 | LF WIND DEFLECTOR | 1 | RADIATOR FORWARD |
| | 3 | 1800504180 | RF WIND DEFLECTOR | 1 | |
| | | 1018002929 | RF WIND DEFLECTOR | 1 | RADIATOR FORWARD |
| | 4 | 1800365180 | FRONT SEAL | 1 | |
| | 18410037 | BUCKLE ASSY. | 8 | | |
| 6 | | "M" TYPE CLIP | 2 | | |

8430 ELECTRIC REARVIEW MIRROR & VENT COVER PLATE

| | NO. | PART NO. | DES. | QTY | REMARK |
|--|-----|------------|--|-----|--------|
| | 1 | 1802532180 | LEFT ELECTRIC REARVIEW MIRROR ASSY. | 1 | COLOUR |
| | 2 | 1802531180 | RIGHT ELECTRIC REARVIEW MIRROR ASSY. | 1 | COLOUR |
| | 3 | | HEXAGON FLANGE NUT | 6 | |
| | 4 | 1802068180 | RIGHT VENT COVER PLATE | 1 | |
| | 5 | 1802067180 | LEFT VENT COVER PLATE | 1 | |
| | 6 | 18410007 | "G" TYPE CLIP | 6 | |
| | 7 | 18410006 | "J" TYPE CLIP | 6 | |
| | 8 | 1802249180 | VENT COVER PLATE SEAL | 1 | |
| | 9 | 1803917180 | LEFT EXTERIOR REARVIEW MIRROR GLASS ASSY. | 1 | |
| | 10 | 1803918180 | RIGHT EXTERIOR REARVIEW MIRROR GLASS ASSY. | 1 | |

8440 OIL FILLER CAP

| | NO. | PART NO. | DES. | QTY | REMARK |
|--|-----|------------|----------------------------|-----|--------|
| | 1 | | OIL FILLER FRAME | 1 | |
| | 2 | | OIL FILLER CAP | 1 | COLOUR |
| | 3 | | OIL FILLER CAP CUSHION | 2 | |
| | 4 | | OIL FILLER CAP SPRING SEAT | 1 | |
| | 5 | | SPRING I | 1 | |
| | 6 | | SPRING II | 1 | |
| | 7 | | CROSS HEAD BOLT | 2 | |
| | 8 | 1802545180 | OIL FILLER CAP ASSY. | 1 | |

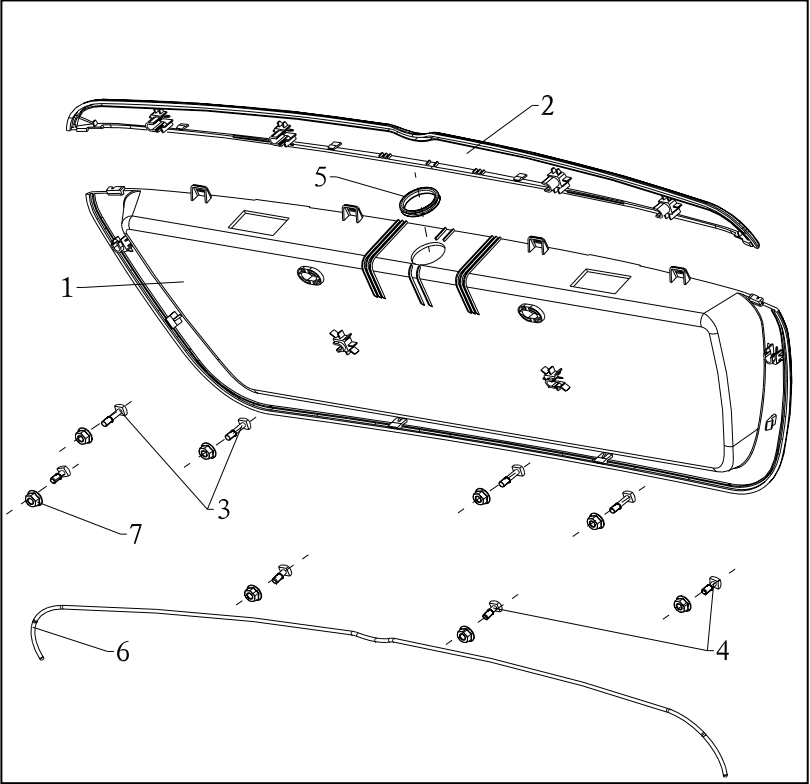
8450 ROOF SKIN & DOOR TRIM STRIP

| | NO. | PART NO. | DES. | QTY | REMARK |
|--|-----|------------|-----------------------------|-----|--------|
| | 1 | 1802120180 | ROOF SKIN RIGHT TRIM STRIP | 1 | |
| | 2 | 1802119180 | ROOF SKIN LEFT TRIM STRIP | 1 | |
| | 3 | 1802518180 | RF DOOR DEF-ATTRITION STRIP | 1 | COLOUR |
| | 4 | 1802516180 | LF DOOR DEF-ATTRITION STRIP | 1 | COLOUR |
| | 5 | 1802521180 | RR DOOR DEF-ATTRITION STRIP | 1 | COLOUR |
| | 6 | 1802521180 | LR DOOR DEF-ATTRITION STRIP | 1 | COLOUR |

8460 SPLASH GUARD,WING & DOORSILL TRIM BOARD ASSY.

| | NO. | PART NO. | DES. | QTY | REMARK |
|--|-----|------------|---------------------------------------|-----|--------|
| | 1 | 1802525180 | LF WING LINER | 1 | |
| | 2 | 1802526180 | RF WING LINER | 1 | |
| | 3 | 1802527180 | LR WING LINER | 1 | |
| | 4 | 1802528180 | RR WING LINER | 1 | |
| | 5 | 1802540180 | LF SPLASH GUARD | 1 | |
| | 6 | 1802541180 | RF SPLASH GUARD | 1 | |
| | 7 | 1802542180 | LR SPLASH GUARD | 1 | |
| | 8 | 1802543180 | RR SPLASH GUARD | 1 | |
| | 9 | 1801740180 | LOWER TRIM BOARD OF LH DOOR | 1 | |
| | 10 | 1801741180 | LOWER TRIM BOARD OF RH DOOR | 1 | |
| | 11 | 18410002 | "J" TYPE CLIP | 18 | |
| | 12 | | CROSS HEAD BOLT & WASHER ASSY. | 10 | |
| | 13 | 18410024 | "D" TYPE CLIP | 18 | |
| | 14 | | "U" TYPE PLYWOOD NUT | 2 | |
| | 15 | | HEXAGON FLANGE BOLT-INCREASE | 2 | |
| | 16 | 18410013 | PLASTIC NUT | 10 | |
| | 17 | | CROS HEXAGON HEAD BOLT & WASHER ASSY. | 10 | |
| | 18 | 18410039 | PLASTIC NUT | 6 | |

8470 LICENSE PLATE ASSY.



| NO. | PART NO. | DES. | QTY | REMARK |
|-----|------------|--|-----|--------|
| 1 | | LICENSE PLATE FRAME MOUNTING PLATE | 1 | |
| 2 | 1802553180 | LICENSE PLATE FRAME MOUNTING BOARD TRIM | 1 | |
| 3 | | SMALL HEAD BOLT | 4 | |
| 4 | | SMALL HEAD BOLT | 4 | |
| 5 | | LOCKHOLE GASKET | 1 | |
| 6 | 8108073180 | WASHER | 1 | |
| 7 | | HEXAGON FLANGE NUT | 1 | |
| 8 | 1802544180 | LICENSE PLATE FRAME MOUNTING PLATE ASSY. | 1 | |

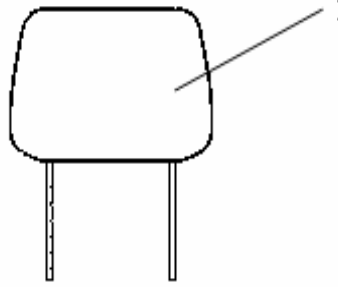
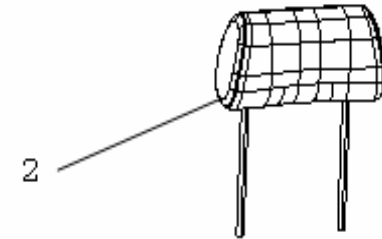
8480 ENGINE HOOD INTERIOR TRIM & ACCESSORY

| | NO. | PART NO. | DES. | QTY | REMARK |
|----|------------|------------------------------|---|--------|----------------------|
| | 1 | 1801107180 | ENGINE HOOD SOUND INSULATION MAT | 1 | |
| | 2 | 1801115180 | ENGINE HOOD CABLE ASSY. | 1 | |
| | 3 | 1801118180 | ENGINE HOOD LOCK ASSY. | 1 | RADIOATR BACKWARD |
| | | 1802968180 | ENGINE HOOD LOCK ASSY. | 1 | RADIOATR FORWARD |
| | | 1800536180 | ENGINE HOOD LOCK BUCKLE UNLOCKING PULL ROD ASSY. | 1 | RADIATOR FORWARD |
| | | 1801123180 | ENGINE HOOD LOCK BUCKLE ASSY. | 1 | RADIATOR BACKWARD |
| | | 1800524180 | ENGINE HOOD LOCK BUCKLE ASSY. | 1 | RADIATOR FORWARD |
| | 4 | | HEXAGON FLANGE BOLT | 2 | |
| | 5 | | HEXAGON HEAD BOLT SPRING WASHER ASSY. | 2 | |
| | 6 | | HEXAGON FLANGE NUT | 1 | |
| | 7 | | HEXAGON HEAD CROSS BOLT & SPRING WASHER ASSY. | 4 | |
| | 8 | | HEXAGON FLANGE BOLT | 2 | |
| | 9 | 1801111180 | ENGINE HOOD RIGHT AIR SPRING ASSY. | 1 | |
| | 10 | 1801110180 | ENGINE HOOD LEFT AIR SPRING ASSY. | 1 | |
| | 1068020082 | ENGINE HOOD STAY BAR | 1 | MANUAL | |
| | 1068020084 | ENGINE HOOD STAY BAR CLIP | 1 | | |
| 11 | | ENGINE HOOD LR CUSHION ASSY. | 1 | | |
| 12 | | ENGINE HOOD RR CUSHION ASSY. | 1 | | |
| 13 | 18410010 | "E" TYPE CLIP | 15 | | |
| 14 | 6308011180 | ENGINE HOOD FRONT CUSHION | 2 | | |

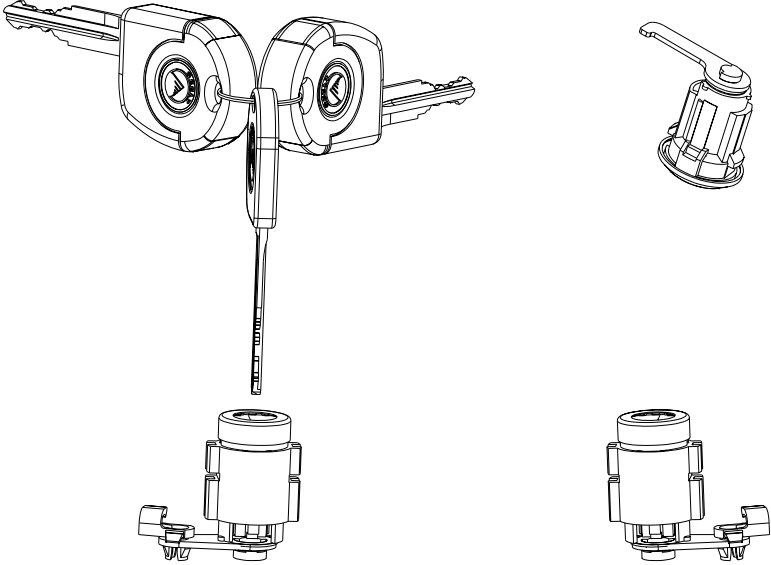
8490 SUNROOF FIXING ASSY.

| | NO. | PART NO. | DES. | QTY | REMARK |
|--|-----|------------|--------------------------|-----|--------|
| | | 1018001274 | SUNROOF FIXING ASSY. | 1 | |
| | 1 | 1018001275 | SUNROOF ASSY. | 1 | |
| | 2 | 1018001276 | FRONT WATER PIPE | 2 | |
| | 3 | 1018001277 | REAR WATER PIPE | 2 | |
| | 4 | Q673B12 | METAL STRIP SPRING HOOP | 4 | |
| | 5 | 1018003651 | SUNROOF CONNECTING PLATE | 1 | |

8500 SEAT REPAIR KIT

| | NO. | PART NO. | DES. | QTY | REMARK |
|---|-----|-------------|----------------------------------|-----|--------|
|  | 1 | 1018003889 | SEAT REPAIR KIT | 1 | |
|  | 2 | 1018003891 | FRONT SEAT PILLOW | 2 | |
| | 3 | | REAR SEAT PILLOW | 2 | |
| | 4 | 1803894180 | LF SEAT RIGHT ADJUSTER ASSY. | 1 | |
| | 5 | 1803895180 | LF SEAT LEFT ADJUSTER ASSY. | 1 | |
| | 6 | | RF SEAT RIGHT ADJUSTER ASSY. | 1 | |
| | 7 | | RF SEAT LEFT ADJUSTER ASSY. | 1 | |
| | 8 | | LF SEAT LEFT TRIM COVER | 1 | |
| | 9 | 1801825180 | LF SEAT LEFT SLIDE RAIL ASSY. | 1 | |
| | 10 | | ANGLE ADJUSTING WHEEL | 1 | |
| | 11 | | LF SEAT LEFT ADJUSTER SUB-ASSY. | 1 | |
| | 12 | | RF SEAT RIGHT TRIM COVER | 1 | |
| | 13 | | RF SEAT RIGHT ADJUSTER SUB-ASSY. | 1 | |
| | 14 | | RF SEAT RIGHT TRACK ASSY. | 1 | |
| | 15 | 1803895180 | FRONT SEAT ADJUST TRIM ASSY. | 1 | |
| | 16 | 10182818001 | FRONT SEAT SLIDE RAIL | 1 | |
| | | | SEAT ADJUSTING HANDLE | 1 | |

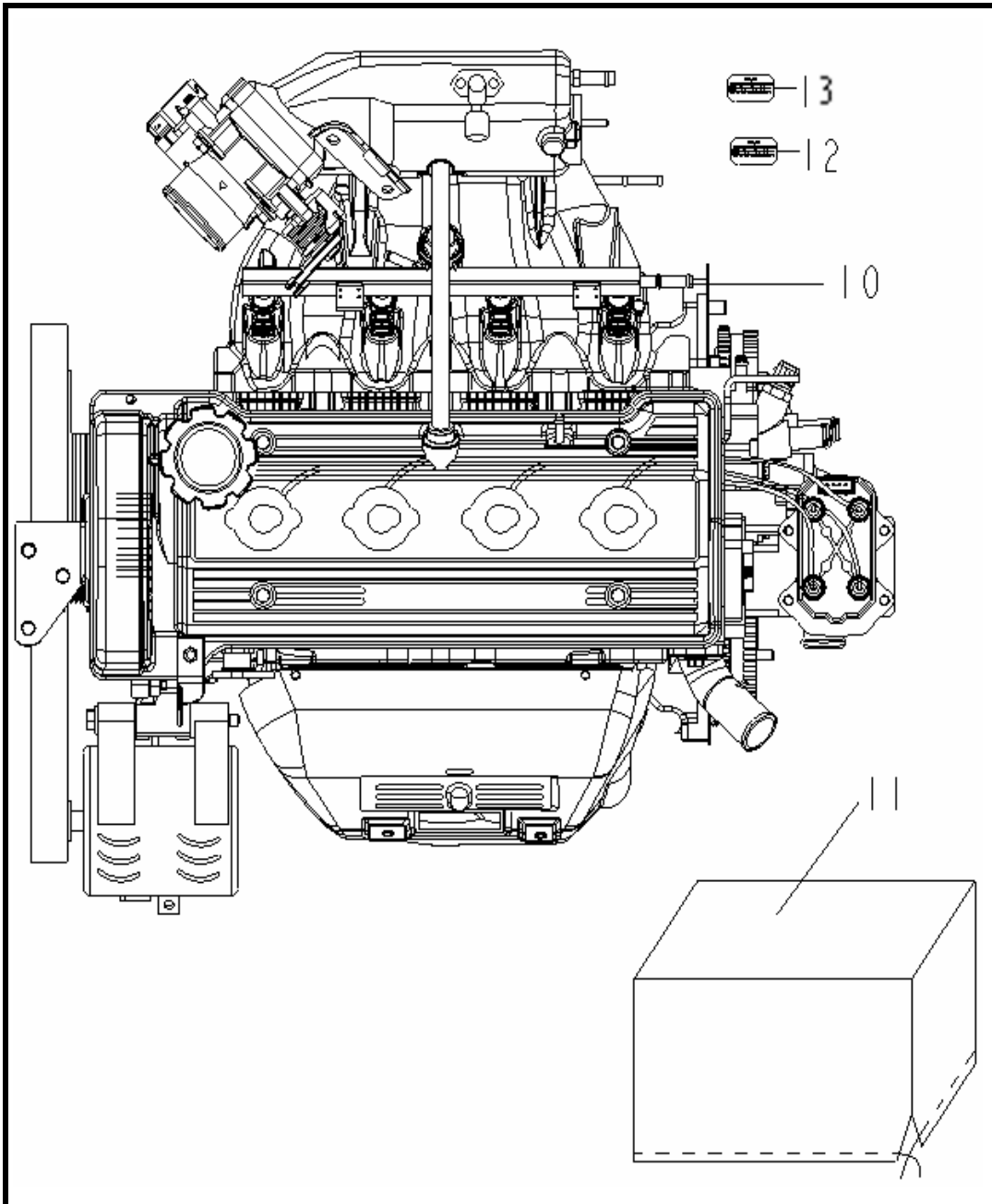
8510 KEY & LOCK CYLINDER ASSY.

| | NO. | PART NO. | DES. | QTY | REMARK |
|--|-----|--------------|---------------------------|-----|--------|
|  | | 180040518001 | KEY & LOCK CYLINDER ASSY. | 1 | |

CONTENT

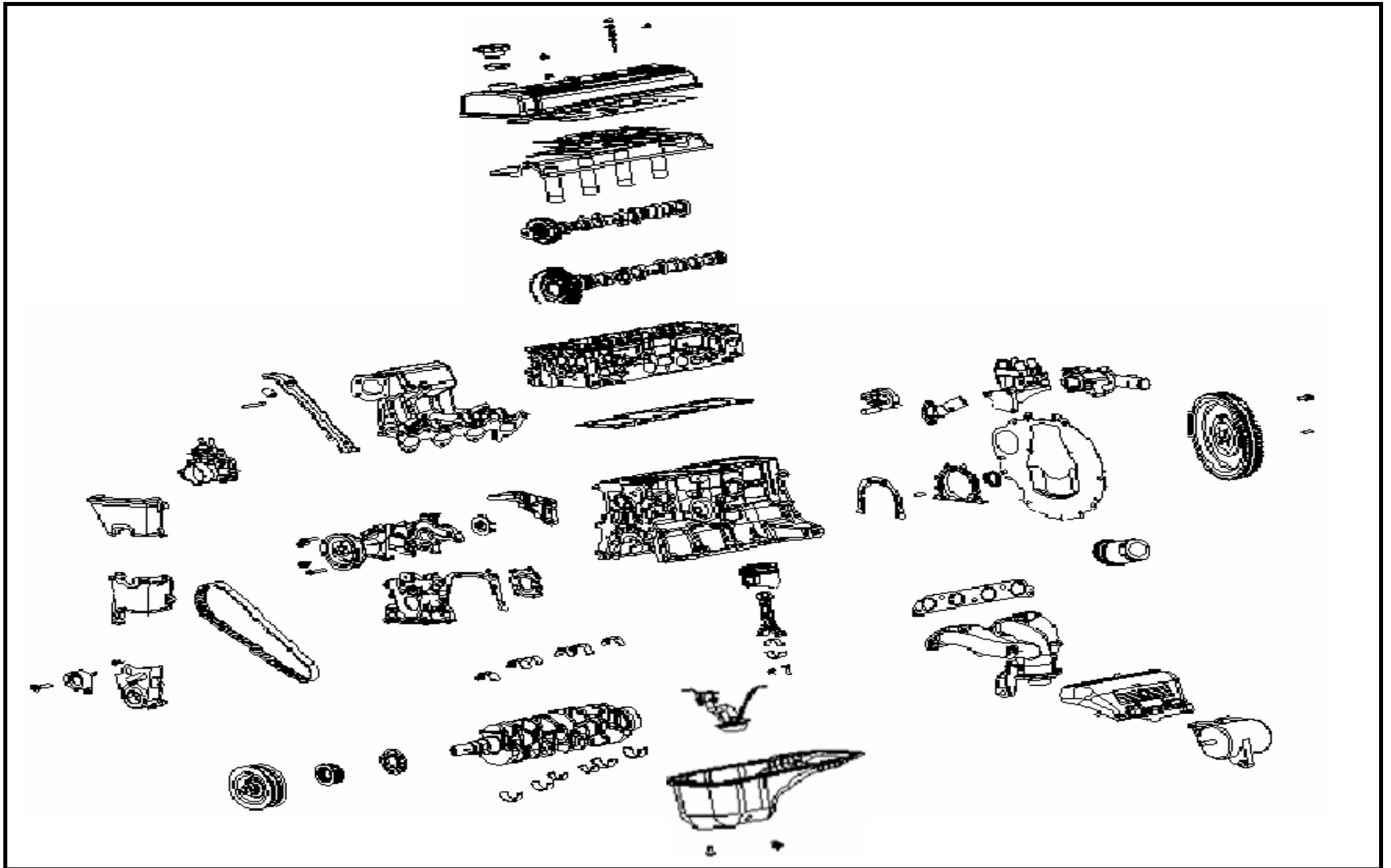
| | | | |
|----|-------------------------------------|----|----------------------------|
| | | | |
| 1 | PETROL ENGINE ASSEMBLY | 1 | 21 IGNITION CABLE ASSEMBLY |
| 2 | PETROL ENGINE COMPONENTS | 2 | 22 ECU & IGNITION COIL |
| 3 | CYLINDER BLOCK SUB-ASSEMBLY | 3 | 23 ALTERNATOR COMPONENTS |
| 4 | CYLINDER HEAD COVER COMPONENTS | 4 | 24 STARTER |
| 5 | CYLINDER HEAD | 5 | 25 FUEL PUMP ASSEMBLY |
| 6 | CYLINDER BLOCK COMPONENTS | 6 | 26 OIL FILTER |
| 7 | TIMING BELT COVER AND BELT PULLEYS | 8 | 27 ENGINE MOUNTING |
| 8 | PISTON CONNECTING ROD COMPONENTS | 9 | 29 PHASE SENSOR AND BASE |
| 9 | CRANKSHAFT FLYWHEEL COMPONENT | 10 | 30 COLD AIR INTAKE BOX |
| 10 | CAMSHAFT | 11 | 31 CLUTCH ASSEMBLY |
| 11 | VALVE | 12 | |
| 12 | TIMING BELT | 13 | |
| 13 | OIL PUMP ASSEMBLY | 14 | |
| 14 | OIL STRAINER AND OIL PAN COMPONENTS | 15 | |
| 15 | THERMOSTAT ASSEMBLY | 16 | |
| 16 | WATER PUMP ASSEMBLY | 17 | |
| 17 | THROTTLE | 18 | |
| 18 | INTAKE MANIFOLD COMPONENTS | 19 | |
| 19 | EXHAUST MANIFOLD COMPONENTS | 21 | |
| 20 | FUEL INJECTOR | 22 | |

1 PETROL ENGINE ASSEMBLY



| NO. | | DES | QTY | REMARK |
|-----|--|---|-----|---------|
| 10 | | PETROL ENGINE ASSEMBLY | 1 | |
| 11 | | PETROL ENGINE FILM COVER (FOR TRANSPORTATION) | 1 | MR479Q |
| 12 | | PETROL ENGINE MAINTAINANCE PASTER | 1 | |
| 13 | | PETROL ENGINE MAINTAINANCE PASTER | 1 | MR479QA |

2 PETROL ENGINE COMPONENTS



3 CYLINDER BLOCK SUB-ASSEMBLY

| | NO. | PART NO. | DES | QTY | REMARK |
|--|-----|------------|--------------------------------------|-----|--------|
| | | E000010010 | CYLINDER BLOCK SUB-ASSEMBLY(MR479Q) | 1 | |
| | | E000010002 | CYLINDER BLOCK SUB-ASSEMBLY(MR479QA) | | |
| | | 1086001043 | CYLINDER BLOCK SUB-ASSEMBLY(MR481QA) | | |

4 CYLINDER HEAD COVER COMPONENTS

| | NO. | PART NO. | DES | QTY | REMARK |
|--|-----|------------|--|-----|---------|
| <p>The diagram shows an exploded view of the cylinder head cover assembly. At the top is the main cover (10) with an oil cap (16) and control valve (17). Below it are two gaskets (11, 12) and an oil baffle assembly (13). A wire harness bracket (20) is shown with its fixing bolt (21). At the bottom are four oil seal assemblies (15) and two scutcheons (26, 29). Various nuts (22, 24), washers (25), and joints (18, 19) are also shown.</p> | 10 | E010400101 | CYLINDER HEAD COVER | 1 | |
| | | 1086001126 | CYLINDER HEAD COVER | 1 | EURO IV |
| | 11 | E010400201 | CYLINDER HEAD COVER OIL BAFFLER GASKET | 1 | |
| | 12 | E010400301 | OIL BAFFLER A | 1 | |
| | 13 | E010400401 | OIL BAFFLER B | 1 | |
| | 14 | E010001501 | CYLINDER HEAD COVER GASKET | 1 | |
| | | 1086001127 | CYLINDER HEAD COVER GASKET | 1 | EURO IV |
| | 15 | E010410005 | CYLINDER HEAD OIL SEAL ASSEMBLY | 4 | |
| | 16 | E010400601 | OIL CAP | 1 | |
| | 17 | E010402001 | CONTROL VALVE | 1 | |
| | 18 | E010400501 | VENTILATION HOSE JOINT | 1 | |
| | 19 | | OIL CAP SEAL WASHER | 1 | |
| | 20 | E010401001 | WIRE HARNESS BRACKET | 1 | |
| | 21 | | WIRE HARNESS BRACKET FIXING BOLT M6x16 | 1 | |
| | 22 | E010400901 | SEAL SHEATH | 1 | |
| | 23 | E010400005 | CYLINDER HEAD COVER COMPONENTS | 1 | |
| | 24 | | NUT | 4 | |
| | 25 | E010401501 | WASHER ASSEMBLY | 4 | |
| | 26 | E000000701 | MR479Q PETROL ENGINE SCUTCHEON | 1 | |
| | 27 | E010002601 | DOUBLE END STUD M6x83 | 4 | |
| | 28 | | COVER Φ 7x10 (FOR TRANSPORTATION) | 1 | |
| | 29 | E000000701 | MR479QA PETROL ENGINE SCUTCHEON | 1 | |

5 CYLINDER HEAD

| | NO. | PART NO. | DES | QTY | REMARK |
|--|-----|---------------|--|-----|---------|
| | | | | | |
| | 11 | E010001601 | CYLINDER HEAD GASKET | 1 | |
| | | 1086000478 | CYLINDER HEAD GASKET | 1 | EURO IV |
| | 12 | | STEEL BALL | 2 | |
| | 13 | E010500105 | CYLINDER HEAD | 1 | |
| | | 1086090101 | CYLINDER HEAD (479QA) | 1 | EURO IV |
| | | 1086090100 | CYLINDER HEAD (479Q) | 1 | EURO IV |
| | 14 | E010500301 | SEALING COVER B | 2 | |
| | 15 | E010500601 | SPARK PLUG TUBE | 4 | |
| | 16 | E010500901 | CYLINDER HEAD BOLT M10x1.25x108 | 5 | |
| | 17 | E010500801-01 | CYLINDER HEAD BOLT M10x1.25x90 | 5 | |
| | 18 | E010501001 | WASHER $\Phi 20.5 \times 3$ | 10 | |
| | 20 | | CYLINDER HEAD PLUG M20x1.5 | 3 | |
| | 21 | | CYLINDER HEAD PLUG WASHER | 3 | |
| | 22 | | ALIGNING PIN BUSH | 6 | |
| | 23 | E010500201 | SEALING COVER A | 2 | |
| | 24 | | SEMICIRCLE PLUG | 1 | |
| | 25 | E010001701 | WATER OUTLET | 1 | |
| | 26 | | WATER OUTLET FIXING BOLT | 2 | |
| | 27 | | WATER OUTLET (FOR SHANGHAI MAPLE ONLY) | 1 | |
| | 28 | | COVER $\Phi 32 \times 14$ (FOR TRANSPORTATION) | 1 | |

6 CYLINDER BLOCK COMPONENTS

| | NO. | PART NO. | DES | QTY | REMARK |
|--|-----|------------|--|-----|------------|
| | 10 | E020300104 | CYLINDER BLOCK | 1 | 479Q,479QA |
| | | 2100203121 | CYLINDER BLOCK | | 481QA |
| | 11 | 1086000590 | MAIN BEARING CAP (1ST, 2ND, 4TH, 5TH) | 4 | |
| | 12 | 1086000591 | MAIN BEARING (3RD) | 1 | |
| | 13 | E020300201 | ALIGNING PIN Φ 11x8 | 2 | |
| | 14 | E020300401 | OIL GALLERY BOLT R3/8x10 | 2 | |
| | 15 | E020300301 | HANGING PIN Φ 6x22 | 1 | |
| | 16 | E020301401 | UPPER MAIN BEARING | 5 | |
| | 17 | E020301501 | LOWER MAIN BEARING | 5 | |
| | 18 | E020301601 | CRANKSHAFT UPPER THRUST WASHER | 2 | |
| | 19 | E020301701 | CRANKSHAFT LOWER THRUST WASHER | 2 | |
| | 20 | E020300901 | SEALING COVER Φ 40 | 1 | |
| | 21 | E020300601 | SEALING COVER Φ 35 | 4 | |
| | 22 | E150040005 | KNOCK SENSOR | 1 | |
| | | 1086001166 | KNOCK SENSOR(479Q) | 1 | EURO IV |
| | | 1086000787 | KNOCK SENSOR(479QA) | 1 | EURO IV |
| | 23 | E020300801 | ALIGNING PIN Φ 13x12 | 2 | |
| | 24 | E020300501 | ALIGNING PIN Φ 10x22 | 2 | |
| | 25 | E020300701 | ALIGNING PIN Φ 6x14 | 2 | |
| | 26 | | HEXAGON SOCKET DOUBLE END SCREW CANNULA | 1 | |
| | 27 | E020302001 | MAIN BEARING CAP BOLT M10x1.25x60 | 10 | |
| | 28 | E020302101 | DOUBLE END STUD M6x18 | 2 | |
| | 29 | | PREVAILING TORQUE TYPE HEXAGON NUT WITH FLANGE | 2 | M6 |
| | 30 | | CYLINDER BLOCK COMPONENTS | 1 | |
| | 31 | | BOLT M8x12 | 1 | |

6 CYLINDER BLOCK COMPONENTS

| NO. | PART NO. | DES | QTY | REMARK | NO. | PART NO. | DES | QTY | REMARK |
|-----|------------|---|-----|----------|-----|----------|-----|-----|--------|
| 32 | E020301201 | DRAIN PLUG R1/4x12 | 1 | | | | | | |
| 33 | E020800005 | OIL FILTER COMPONENTS | 1 | | | | | | |
| 34 | E020600005 | OIL PRESSURE SWITCH | 1 | | | | | | |
| 35 | | SPEED SENSOR MOUNTING BRACKET ALIGNING PIN BUSH | 2 | | | | | | |
| 36 | E020000201 | SPEED SENSOR MOUNTING BRACKET | 1 | | | | | | |
| 37 | E20110003 | HEXAGON HEAD BOLT AND PLAIN WASHER ASSEMBLY | 3 | | | | | | |
| 38 | E150030005 | ROTATE SPEED SENSOR | 1 | | | | | | |
| | 2150030006 | ROTATE SPEED SENSOR | 1 | EURO III | | | | | |
| | 3170933320 | ROTATE SPEED SENSOR | 1 | AT | | | | | |
| | 1086001168 | ROTATE SPEED SENSOR | 1 | EURO IV | | | | | |
| 41 | 2000410104 | ENGINE RIGHT MOUNTING BRACKET(CK-1) | 1 | | | | | | |
| | 1086000442 | ENGINE RIGHT MOUNTING BRACKET(MK) | | | | | | | |
| | E000410101 | ENGINE RIGHT MOUNTING BRACKET(OLD TYPE) | 1 | | | | | | |
| 42 | | BOLT | 3 | | | | | | |
| 43 | E050000301 | O RING 34.5x2.65 | 1 | | | | | | |

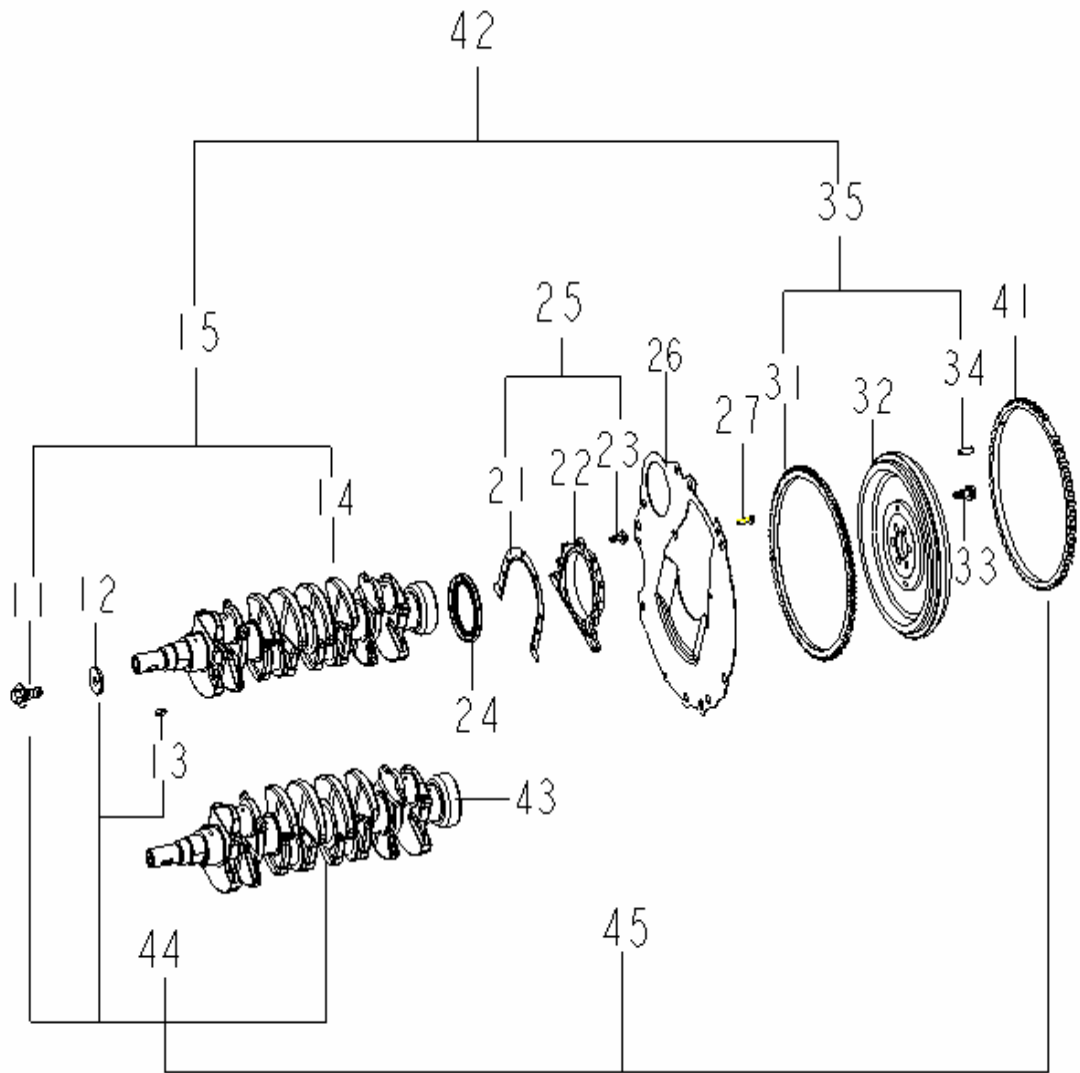
7 TIMING BELT COVER AND BELT PULLEYS

| NO. | PART NO. | DES | QTY | REMARK |
|-----|------------|-------------------------------------|-----|--------|
| 10 | E030300005 | CRANKSHAFT PULLEY | 1 | |
| 11 | E030100101 | NO.1 TIMING BELTS COVER | 1 | |
| 12 | E030000301 | TIMING BELT GUIDE | 1 | |
| 13 | E030000201 | CRANKSHAFT TIMING PULLEY | 1 | |
| 14 | E030100201 | NO.2 TIMING BELTS COVER | 1 | |
| 15 | E030100301 | NO.3 TIMING BELTS COVER | 1 | |
| 16 | | HEXAGON FLANGE BOLT-PRODUCT GRADE B | 9 | M6x20 |

8 PISTON CONNECTING ROD COMPONENTS

| | NO. | PART NO. | DES | QTY | REMARK |
|--|-----|---------------|--|-----|------------|
| | 11 | | TOP COMPRESSION RING | 4 | |
| | 12 | | SECOND COMPRESSION RING | 4 | |
| | 13 | | OIL RING EXPANDER | 4 | |
| | 14 | | OIL RING SIDE RAIL | 8 | |
| | 15 | | OIL RING COMPONENTS | 4 | |
| | 16 | E020110010 | PISTON RING COMPONENTS | 4 | 479Q,479QA |
| | 16 | 2100404021 | PISTON RING COMPONENTS | | 481QA |
| | 17 | E020100103-01 | PISTON | 4 | 479Q |
| | 26 | E020100106 | PISTON | 4 | 479QA |
| | 26 | 2100401121 | PISTON | 4 | 481QA |
| | 18 | E020100403 | PISTON PIN | 4 | |
| | 19 | | CONNECTING ROD BODY | 4 | |
| | 20 | | CONNECTING ROD BOLT | 8 | |
| | 21 | | CONNECTING ROD HEAD | 4 | |
| | 22 | | CONNECTING ROD NUT | 8 | |
| | 23 | E020120501 | CONNECTING ROD BEARINGS | 8 | |
| | 24 | E020120005 | CONNECTING ROD COMPONENTS | 4 | |
| | 25 | | PISTON CONNECTING ROD COMPONENTS | 4 | |
| | 26 | E020100106 | PISTON (479QA) | 4 | |
| | 27 | | MR479QA PISTON CONNECTING ROD COMPONENTS | 4 | |

9 CRANKSHAFT FLYWHEEL COMPONENT

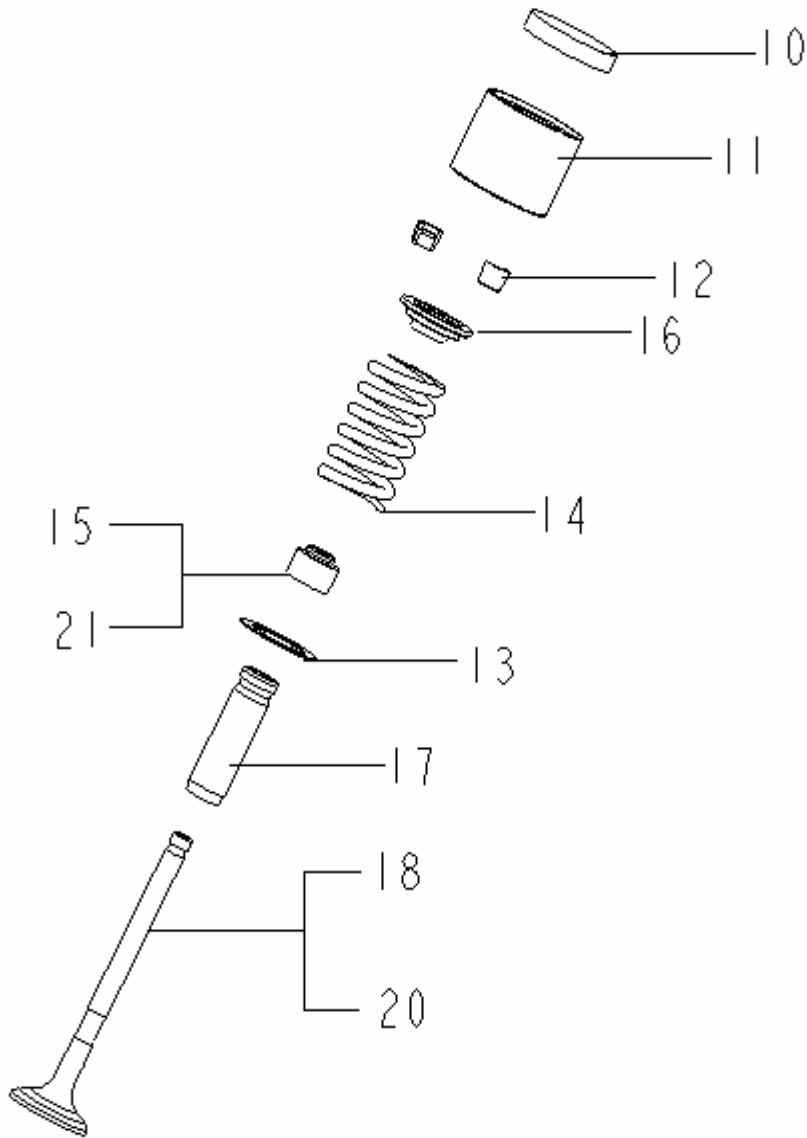


| NO. | PART NO. | DES | QTY | REMARK |
|-----|------------|---|-----|---------|
| 11 | E020210301 | CRANKSHAFT BELT PULLEY FIXING BOLT | 1 | |
| 12 | | WASHER | 1 | |
| 13 | E020210201 | SEMICIRCLE KEY | 1 | |
| 14 | E020210103 | CRANKSHAFT MR479Q | 1 | |
| 15 | | CRANKSHAFT COMPONENTS | 1 | |
| 21 | E020500201 | REAR OIL SEAL RETAINER GASKET | 1 | |
| 22 | E020500005 | CRANKSHAFT REAR OIL SEAL RETAINER | 1 | |
| 23 | E20103011 | HEXAGON FLANGE BOLT-PRODUCT GRADE B | 6 | M6x16 |
| 24 | E020510005 | CRANKSHAFT REAR OIL SEAL ASSEMBLY | 1 | |
| 25 | | REAR OIL SEAL RETAINER COMPONENTS | 1 | |
| 26 | E020000101 | CLUTCH HOUSING PLATE | 1 | |
| 27 | | HEXAGON HEAD BOLT AND PLAIN WASHER ASSEMBLY | 2 | M6x13 |
| 31 | | FLYWHEEL GEAR RING | 1 | |
| 32 | E020220104 | FLYWHEEL | 1 | |
| | 1086000783 | FLYWHEEL | 1 | EURO IV |
| 33 | E020220501 | FLYWHEEL FIXING BOLT M10x1.25x23 | 6 | |
| 34 | E020220301 | ALIGNING PIN $\Phi 8 \times 20$ | 3 | |
| 35 | E020220104 | FLYWHEEL COMPONENTS | 1 | |
| 41 | | SENSOR PLATE | 1 | |
| 42 | | CRANKSHAFT FLYWHEEL COMPONENTS | 1 | |
| 43 | E020210106 | CRANKSHAFT MR479QA | 1 | |
| 44 | | MR479QA CRANKSHAFT COMPONENTS | 1 | |
| 45 | | MR479QA CRANKSHAFT FLYWHEEL COMPONENTS | 1 | |

10 CAMSHAFT

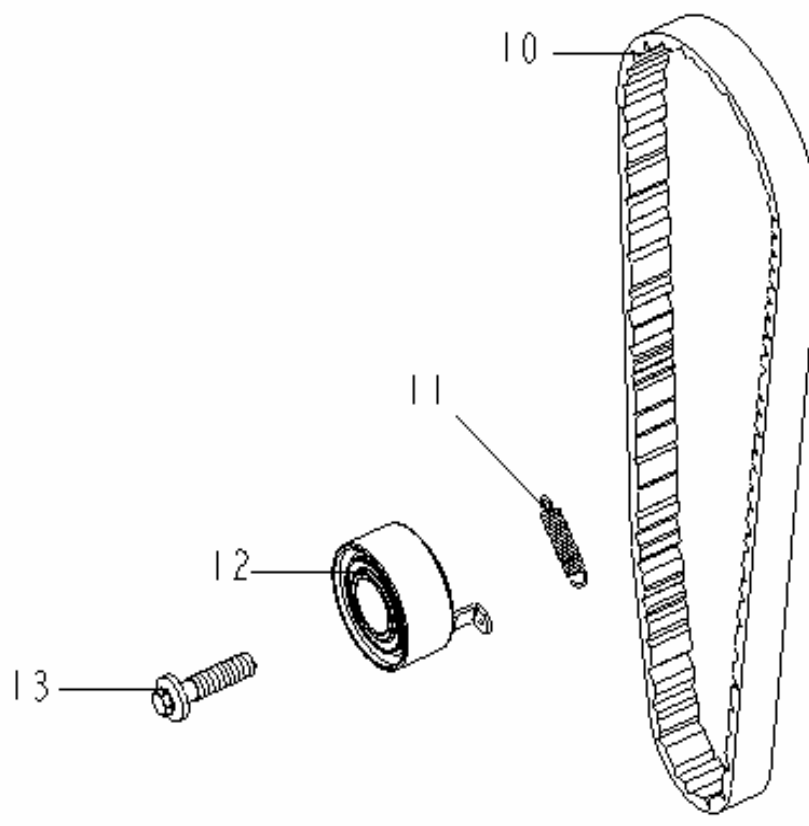
| | NO. | PART NO. | DES | QTY | REMARK |
|--|-----|------------|---|-----|-----------------------------------|
| | 10 | E010110101 | INTAKE CAMSHAFT | 1 | |
| | 11 | | STEEL BALL | 2 | |
| | 12 | E010110301 | DRIVING GEAR | 1 | |
| | 13 | E010110501 | SUB-GEAR | 1 | |
| | 14 | E010110401 | CAMSHAFT GEAR SPRING | 1 | |
| | 15 | E010110701 | WAVE WASHER | 1 | |
| | 16 | E010110801 | SNAP RING | 1 | |
| | 17 | E010110601 | DRIVING GEAR ALIGNING PIN Φ 5x8 | 1 | |
| | 18 | E010110201 | SUB-GEAR ALIGNING PIN Φ 5x7 | 1 | |
| | 19 | E010120201 | ALIGNING PIN Φ 5x12 | 1 | |
| | 20 | E010000103 | INTAKE CAMSHAFT BEARING CAP A | 1 | |
| | 21 | | EXHAUST CAMSHAFT BEARING CAP A | 1 | |
| | 22 | | EXHAUST CAMSHAFT BEARING CAP B | 1 | |
| | 23 | E010000203 | CAMSHAFT BEARING CAP | 8 | |
| | 25 | E010002701 | CAMSHAFT BEARING CAP BOLT | 18 | |
| | 30 | E010120101 | EXHAUST CAMSHAFT(479Q & 479QA - EURO III) | 1 | 479Q EUROIV 479QA EUROIV |
| | | 1086001125 | EXHAUST CAMSHAFT | 1 | |
| | 31 | E010120301 | TRANSMITTING GEAR | 1 | |
| | 32 | E030000101 | CAMSHAFT TIMING BELT GUIDE | 1 | |
| | 33 | E010130010 | EXHAUST CAMSHAFT OIL SEAL ASSEMBLY | 1 | |
| | 34 | | SNAP RING | 1 | |
| | 35 | | STEEL BALL | 2 | |
| | 36 | E010110005 | INTAKE CAMSHAFT COMPONENTS | 1 | |
| | 37 | E010120005 | EXHAUST CAMSHAFT COMPONENTS | 1 | |
| | 38 | E030000801 | CAMSHAFT TIMING BELT GUIDE FIXING BOLT | 1 | |

11 VALVE

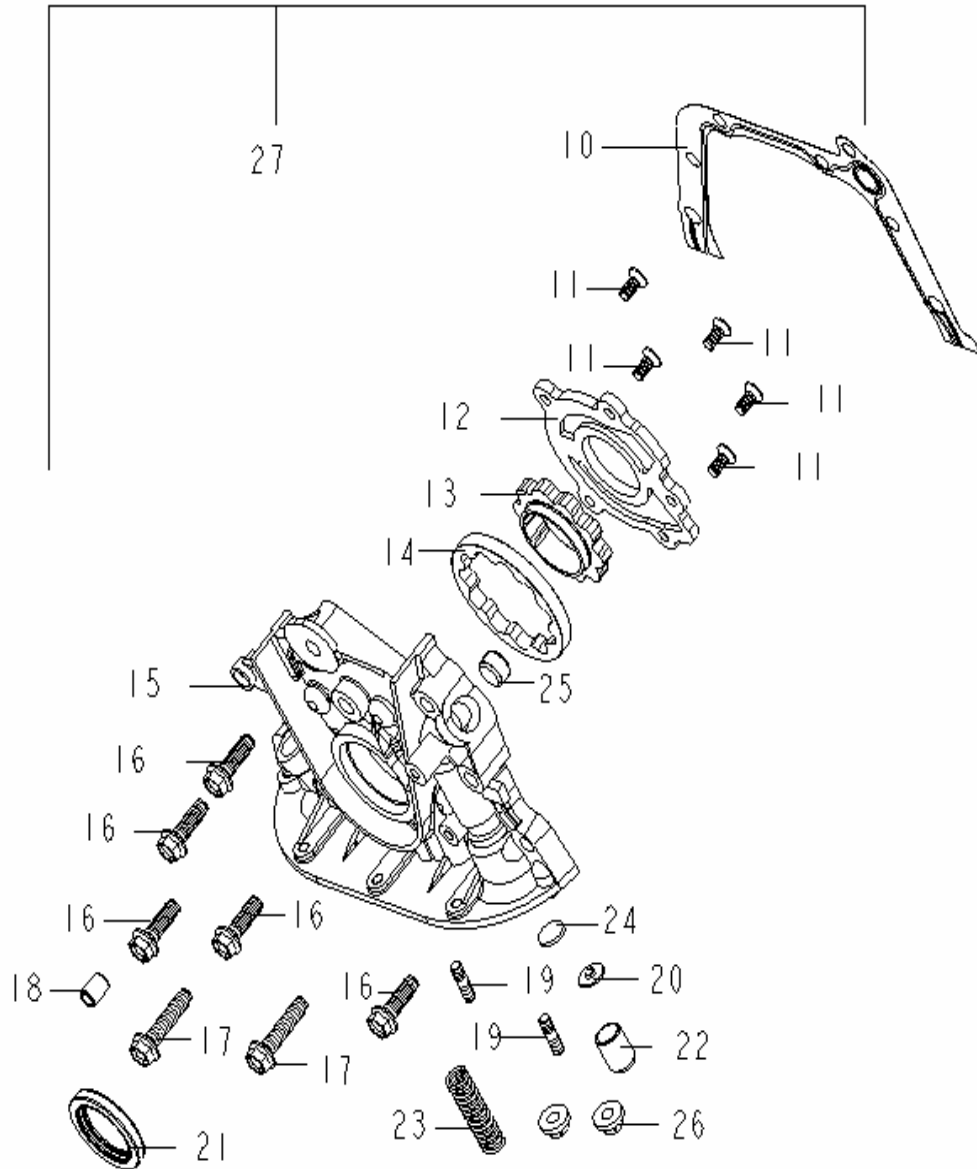


| NO. | PART NO. | DES | QTY | REMARK |
|-----|------------|---------------------------|-----|--------|
| 10 | E010001201 | SHIM | 16 | |
| 11 | E010001101 | VALVE TAPPET | 16 | |
| | 1086001194 | VALVE TAPPET | 16 | EUROIV |
| 12 | E010001001 | VALVE KEEPER | 32 | |
| 13 | E010000901 | VALVE SPRING SEAT | 16 | |
| 14 | E010000801 | VALVE SPRING | 16 | |
| 15 | E010510005 | INTAKE OIL SEAL ASSEMBLY | 8 | |
| 16 | E010000701 | VALVE SPRING RETAINER | 16 | |
| 17 | E010500703 | VALVE GUIDE | 16 | |
| 18 | E010000501 | INTAKE VALVE | 8 | |
| 20 | E010000601 | EXHAUST VALVE | 8 | |
| 21 | E010520005 | EXHAUST OIL SEAL ASSEMBLY | 8 | |

12 TIMING BELT

| | NO. | PART NO. | DES | QTY | REMARK |
|--|-----|------------|-----------------------------------|-----|-------------|
|  | 10 | E030000701 | TIMING BELT | 1 | |
| | 11 | E030000501 | TENSION SPRING | 1 | |
| | 12 | E030200005 | BELT TENSIONER COMPONENTS | 1 | |
| | 13 | E030000901 | TIMING BELT TENSIONER FIXING BOLT | 1 | M10x1.25x40 |

13 OIL PUMP ASSEMBLY



| NO. | PART NO. | DES | QTY | REMARK |
|-----|------------|--|-----|--------|
| 10 | E040000401 | CRANKSHAFT FRONT OIL SEAL RETAINER GASKET | 1 | |
| 11 | | SCREW M6x10 | 5 | |
| 12 | | OIL PUMP BODY COVER | 1 | |
| 13 | | DRIVING ROTOR | 1 | |
| 14 | | DRIVEN ROTOR | 1 | |
| 15 | | OIL PUMP BODY | 1 | |
| 16 | E040000601 | OIL PUMP SHORT FIXING BOLT M8x25 | 5 | |
| 17 | E040000701 | OIL PUMP FIXING BOLT M8x35 | 2 | |
| 18 | | ALIGNING PIN BUSH | 1 | |
| 19 | E040000801 | DOUBLE END STUD M6x22 | 2 | |
| 20 | | RETAINER | 1 | |
| 21 | E040110005 | CRANKSHAFT FRONT OIL SEAL ASSEMBLY | 1 | |
| 22 | | OIL PUMP PRESSURE RELIEF VALVE | 1 | |
| 23 | | SPRING | 1 | |
| 24 | | SNAP RING | 1 | |
| 25 | | HEXAGON SOCKET PLUG R3/8x10 | 1 | |
| 26 | | PREVAILING TORQUE TYPE HEXAGON NUT WITH FLANGE | 2 | M6 |
| 27 | E040100005 | OIL PUMP ASSEMBLY | 1 | |

14 OIL STRAINER AND OIL PAN COMPONENTS

| | NO. | PART NO. | DES | QTY | REMARK |
|----|-----|---|--|---------|--------|
| | 10 | E020400005 | OIL PAN COMPONENT | 1 | |
| | 11 | | BAFFLE BOARD | 1 | |
| | 12 | | NUT M12x1.25 | 1 | |
| | 13 | | OIL PAN | 1 | |
| | 14 | E020400201 | OIL DRAIN PLUG WASHER ★ | 1 | |
| | 15 | | PREVAILING TORQUE TYPE HEXAGON NUT WITH FLANGE | 2 | M6 |
| | 16 | E020400101 | OIL DRAIN PLUG M12x1.25x16 | 1 | |
| | 17 | | HEXAGON HEAD BOLT AND PLAIN WASHER ASSEMBLY | 19 | M6x12 |
| | 21 | E020900101 | OIL STRAINER GASKET ★ | 1 | |
| | 22 | E020900005 | OIL STRAINER | 1 | |
| | 23 | | PREVAILING TORQUE TYPE HEXAGON NUT WITH FLANGE | 2 | M6 |
| | 24 | | HEXAGON HEAD BOLT AND PLAIN WASHER ASSEMBLY | 2 | M6x12 |
| | 30 | E000100005 | OIL DIPSTICK | 1 | |
| | 31 | | HEXAGON HEAD BOLT AND PLAIN WASHER ASSEMBLY | 1 | M6x12 |
| 32 | | O RING 10x1.8 ★ | 1 | | |
| 33 | | PETROL ENGINE QUALIFICATION CERTIFICATION | 1 | MR479Q | |
| 34 | | PETROL ENGINE QUALIFICATION CERTIFICATION | 1 | MR479QA | |

15 THERMOSTAT ASSEMBLY

| | NO. | PART NO. | DES | QTY | REMARK |
|--|-----|------------|--|-----|---------|
| | 10 | E060100005 | WATER INLET HOUSING | 1 | |
| | 11 | | SIMPLE CIRCULATION WATER INLET/OUTLET PIPE JOINT | 2 | |
| | 12 | | COOLING WATER BYPASS HOSE JOINT | 2 | |
| | 13 | E150050005 | WATER TEMPERATURE SENSOR | 1 | |
| | 14 | 1086001129 | WATER TEMPERATURE SENSOR(479Q) | 1 | EURO IV |
| | 15 | 1086001163 | WATER TEMPERATURE SENSOR(479QA) | 1 | EURO IV |
| | 16 | E040000701 | OIL PUMP FIXING BOLT | 1 | |
| | 17 | E060000201 | SEAL WASHER | 1 | |
| | 18 | E060020005 | THERMOSTAT | 1 | |
| | 19 | E060000101 | WATER INTEL | 1 | |
| | 20 | | DOUBLE END STUD M6x25 | 2 | |
| | 21 | | PREVAILING TORQUE TYPE HEXAGON NUT WITH FLANGE | 2 | M6 |
| | 22 | | THERMOSTAT ASSEMBLY | 1 | |
| | 23 | E010501301 | DOUBLE END STUD M8x45 | 2 | |
| | 24 | | WATER INLET (FOR SHANGHAI MAPLE ONLY) | 1 | |
| | 25 | | PLUG FOR WATER TEMPERAURE SWITCH SCREW | 1 | |
| | 26 | | COVER Φ 32X14 (FOR TRANSPORTATION) | 1 | |
| | 27 | | COVER Φ 17X12 (FOR TRANSPORTATION) | 2 | |

16 WATER PUMP ASSEMBLY

| | NO. | PART NO. | DES | QTY | REMARK |
|--|-----|------------|---|-----|---------|
| | 10 | E050000201 | WATER PUMP PULLEY | 1 | CK |
| | | 2160197501 | WATER PUMP PULLEY | 1 | MK |
| | 11 | | PULLEY SEAT | 1 | |
| | 12 | | HEXAGON HEAD BOLT AND PLAIN WASHER ASSEMBLY | 4 | M6x12 |
| | 13 | | WATER PUMP PIVOT BEARING | 1 | |
| | 14 | | WATER PUMP FIXING BOLT M8x35 | 3 | |
| | 15 | | WATER PUMP BODY | 1 | |
| | 16 | | ROTOR | 1 | |
| | 17 | | WATER PUMP GASKET | 1 | |
| | 18 | | WATER PUMP SUCTION COVER | 1 | |
| | 19 | E050200501 | WATER PUMP INLET PIPE GASKET | 1 | |
| | 20 | E050200201 | INLET HOSE | 1 | |
| | 21 | E050200301 | CLIP | 2 | |
| | 22 | E050210005 | WATER TEMPERATURE GAUGE SENSOR | 1 | |
| | 23 | E050200401 | 2# WATER INLET PIPE | 1 | |
| | 23 | 1086001162 | 2# WATER INLET PIPE | 1 | EURO IV |
| | 24 | E050100005 | WATER PUMP BODY ASSEMBLY | 1 | |
| | 25 | | WATER PUMP SEAL | 1 | |
| | 26 | | WATER PUMP ASSEMBLY | 1 | |
| | 27 | | DOUBLE END STUD M6x25 | 1 | |
| | 28 | E010501401 | DOUBLE END STUD M8x33.5 | 2 | |

17-1 THROTTLE(EURO II)

| | NO. | PART NO. | DES | QTY | REMARK |
|--|-----|----------------|--|-----|--------|
| | 10 | E110320005 | THROTTLE BODY COMPONENTS | 1 | |
| | 11 | E110301001 | THROTTLE BODY GASKET | 2 | |
| | 12 | | THROTTLE BODY MOUNTING BOLT M8x54 | 2 | |
| | 13 | | PREVAILING TORQUE TYPE HEXAGON NUT WITH FLANGE | 1 | M8 |
| | 14 | E582001372 | ADJUSTER-IDLE | 1 | |
| | 15 | E1103002030-01 | ADJUSTER-IDLE SEAT | 1 | |
| | 16 | E110330005 | CONTROL ROCKER COMPONENTS | 1 | |
| | 17 | E110320005 | THROTTLE BODY COMPONENTS | 1 | |
| | 18 | E110300301 | ADJUSTER-IDLE GASKET | 1 | |
| | 19 | E110301301 | SEAL WASHER | 1 | |
| | 20 | E150070005 | THROTTLE POSITION SENSOR | 1 | |
| | 21 | E390030901 | THROTTLE COVER | 1 | |

17-2 THROTTLE(EURO III & EURO IV)

| | NO. | PART NO. | DES | QTY | REMARK |
|----|---------------|------------------------------------|--------------------------|-----------------|-----------------|
| | 10 | 2110710012-01 | THROTTLE BODY COMPONENTS | 1 | 479Q & 479QA |
| | 2110300008-01 | THROTTLE ASSY.(EURO III & EURO IV) | 1 | 479Q & 479QA | |
| | 2110005023 | THROTTLE BODY COMPONENTS | 1 | 481QA | |
| | 1086000674-01 | THROTTLE ASSY.(EURO III) | 1 | 481QA | |
| | 1086001158-01 | THROTTLE ASSY.(EURO IV) | 1 | 481QA | |
| 11 | E110301001 | MR 479Q/QA THROTTLE BODY GASKET | 1 | | |
| | 2110301021 | MR481QA THROTTLE BODY GASKET | 1 | | |
| | 1086001161 | THROTTLE BODY GASKET | 1 | EURO IV | |
| 12 | | FUEL TUBE FIXING BOLT | 2 | | |
| 13 | | HEXAGON FLANGE NUT M8 | 2 | | |
| 14 | 1107130002 | STEP MOTOR(EURO III & EURO IV) | 1 | 479Q & 479QA | |
| | 2150080008 | STEP MOTOR (EURO III) | 1 | 481QA | |
| | 1086001156 | STEP MOTOR (EURO IV) | 1 | 481QA | |
| 15 | E150070005 | THROTTLE POSITION SENSOR | 1 | | |

18 INTAKE MANIFOLD COMPONENTS

| | NO. | PART NO. | DES | QTY | REMARK |
|--|-----|------------|--|-----|----------|
| | 11 | | HEXAGON FLANGE BOLT M8x14 | 2 | |
| | 12 | | ACCELERATOR LEVER CLIP | 1 | |
| | 13 | | DOUBLE END STUD M6x25 | 2 | |
| | 14 | E010200101 | INTAKE MANIFOLD | 1 | CK |
| | 14 | 1086001147 | INTAKE MANIFOLD(479Q) | 1 | EURO IV |
| | 14 | 1086000511 | INTAKE MANIFOLD | 1 | MK |
| | 14 | 1086001172 | INTAKE MANIFOLD(479QA) | 1 | EURO IV |
| | 15 | E020300601 | COVER | 1 | |
| | 16 | E010200301 | STRAIGHT PIPE JOINT A | 1 | |
| | 17 | E010200601 | HEXAGON HEAD PIPE JOINT R1/18x18 | 1 | |
| | 18 | | DUSTPROOF PLUG | 1 | |
| | 19 | E010200501 | STRAIGHT PIPE JOINT B | 1 | |
| | 23 | E010200201 | BENDED PIPE JOINT | 1 | |
| | 24 | E050010005 | INTAKE TEMPERATURE AND PRESSURE SENSOR | 1 | EURO II |
| | 24 | 2150010006 | INTAKE TEMPERATURE AND PRESSURE SENSOR | 1 | EURO III |
| | 24 | 1086001167 | INTAKE TEMPERATURE AND PRESSURE SENSOR (479Q) | 1 | EURO IV |
| | 24 | 1086000786 | INTAKE TEMPERATURE AND PRESSURE SENSOR (479QA) | 1 | EURO IV |
| | 25 | | HEXAGON HEAD BOLT AND PLAIN WASHER ASSEMBLY | 2 | M6x16 |
| | 26 | E110300501 | COOLING WATER BYPASS HOSE | 2 | |
| | 26 | 1086005001 | COOLING WATER BYPASS HOSE | 2 | EURO IV |
| | 27 | E110120105 | FUEL RETURN PIPE & BRACKET ASSY. | 1 | |
| | 27 | 1086001173 | FUEL RETURN PIPE & BRACKET ASSY.(479Q) | 1 | EURO IV |
| | 27 | 1086001174 | FUEL RETURN PIPE & BRACKET ASSY.(479QA) | 1 | EURO IV |
| | 28 | | PREVAILING TORQUE TYPE HEXAGON NUT WITH FLANGE | 2 | M6 |
| | 29 | E010001301 | INTAKE MANIFOLD GASKET | 1 | |

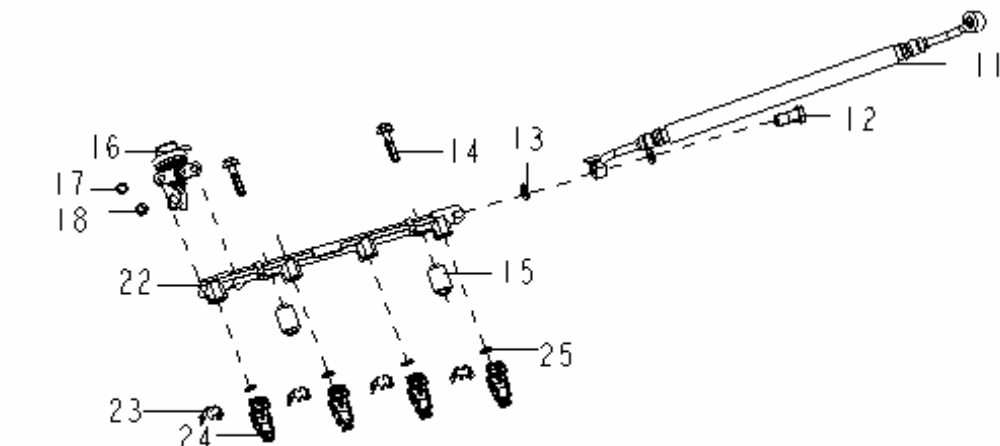
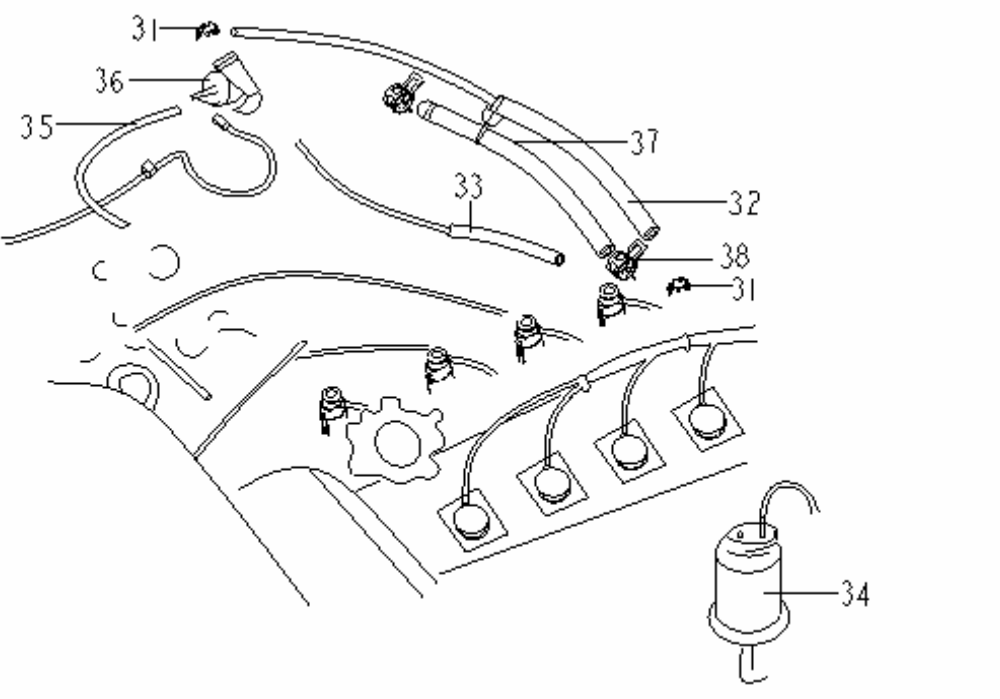
18 INTAKE MANIFOLD COMPONENTS

| NO. | PART NO. | DES | QTY | REMARK | NO. | PART NO. | DES | QTY | REMARK |
|-----|------------|--|-----|-------------|-----|----------|-----|-----|--------|
| 31 | E010501501 | DOUBLE END STUD M8x35 | 2 | | | | | | |
| 32 | | INTAKE MANIFOLD STAY FIXING BOLT M8x16 | 1 | | | | | | |
| 33 | | HEXAGON HEAD BOLT AND PLAIN WASHER ASSEMBLY | 1 | M6x16 | | | | | |
| 34 | 2010200901 | INTAKE MANIFOLD STAY | 1 | | | | | | |
| 35 | E110100101 | FUEL RETURN HOSE | 1 | | | | | | |
| 36 | | INTAKE MANIFOLD FIXING BOLT | 7 | | | | | | |
| 37 | | DOUBLE END STUD M8x62 | 2 | | | | | | |
| 40 | E010200005 | INTAKE MANIFOLD COMPONENTS | 1 | | | | | | |
| 41 | | HEXAGON HEAD BOLT AND PLAIN WASHER ASSEMBLY | 1 | M10x1.25x20 | | | | | |
| 42 | | PIPE | 2 | | | | | | |
| 43 | | CLIP | 2 | | | | | | |
| 44 | | CLIP | 4 | | | | | | |
| 45 | | CLIP | 2 | | | | | | |
| 46 | | COVER Φ 3.5x9 (FOR TRANSPORTATION) | 1 | | | | | | |
| 47 | | COVER Φ 7x10 (FOR TRANSPORTATION) | 1 | | | | | | |
| | 1086000233 | INTAKE TEMPERATURE & PRESSURE SENSOR BRACKET | 1 | EURO IV | | | | | |

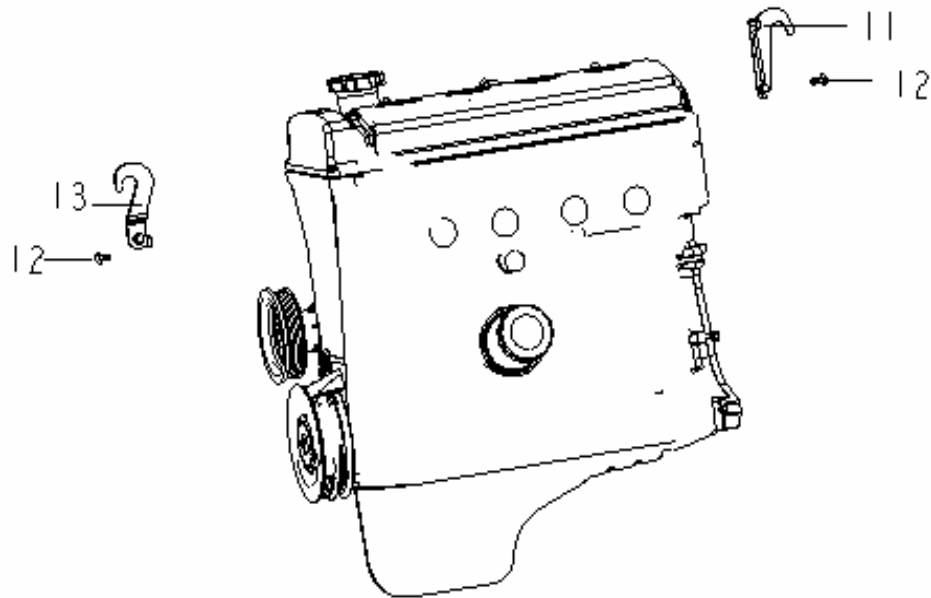
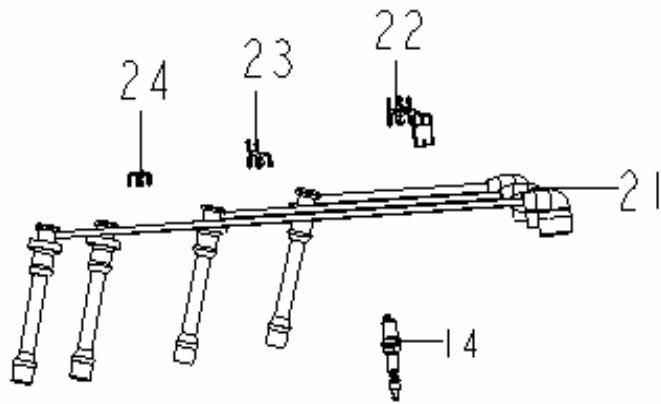
19 EXHAUST MANIFOLD COMPONENTS

| | NO. | PART NO. | DES | QTY | REMARK |
|--|-----|------------|---|-----|-------------|
| | 10 | | EXHAUST MANIFOLD | 1 | |
| | 11 | 2150020006 | OXYGEN SENSOR | 1 | EURO III |
| | | E150020005 | OXYGEN SENSOR | 1 | EURO II |
| | | 1086001114 | OXYGEN SENSOR(479Q) | 1 | EURO IV |
| | | 1086000727 | OXYGEN SENSOR(479QA) | 1 | EURO IV |
| | 12 | | EXHAUST MANIFOLD STAY | 1 | |
| | 13 | E010300901 | DOUBLE END STUD M10x1.25x40 | 5 | |
| | 14 | E010310005 | UPPER HEAT INSULATOR | 1 | |
| | 15 | | UPPER/LOWER HEAT INSULATOR FIXING BOLT | 6 | M6x12 |
| | 16 | | EXHAUST MANIFOLD STAY FIXING BOLT M8x25 | 1 | |
| | 17 | | NUT M10x1.25 | 5 | |
| | 18 | E010300401 | LOWER HEAT INSULATOR | 1 | |
| | 19 | E010001401 | EXHAUST MANIFOLD GASKET | 1 | |
| | 20 | E010300005 | EXHAUST MANIFOLD COMPONENTS | 1 | |
| | | 1016002576 | EXHAUST MANIFOLD COMPONENTS(479Q) | 1 | EURO IV |
| | | 1016002577 | EXHAUST MANIFOLD COMPONENTS(TWC)(479QA) | 1 | EURO IV |
| | 21 | | HEXAGON HEAD BOLT AND PLAIN WASHER ASSEMBLY | 1 | M10x1.25x20 |
| | 22 | | WIRE CLIP | 1 | |

20 FUEL INJECTOR

|  | NO. | PART NO. | DES | QTY | REMARK |
|--|---|------------|--|-----|------------------|
| |  | | | | |
| | 11 | E110220005 | FUEL INLET HOSE COMPONENTS | 1 | |
| | 12 | | FUEL HOSE BOLT M12x1.25x16 | 1 | |
| | 13 | E110200401 | FUEL HOSE BOLT GASKET | 2 | |
| | 14 | | FUEL HOSE FIXING BOLT M8x50 | 2 | |
| | 15 | E010201001 | FUEL RAIL INSULATOR(479Q & 479QA - EURO III) | 2 | 479Q EURO IV |
| | | 1086001160 | FUEL RAIL INSULATOR | 2 | 479QA EURO IV |
| | 16 | E150140005 | FUEL PRESSURE REGULATOR | 1 | |
| | | 1086000752 | FUEL PRESSURE REGULATOR | 1 | EURO IV |
| | 17 | 2110110101 | O RING | 1 | |
| | 18 | | HEXAGON HEAD BOLT AND PLAIN WASHER ASSEMBLY | 2 | M6x12 |
| | 22 | E110200201 | FUEL RAIL COMPONENTS | 1 | |
| | | 1086001164 | FUEL RAIL COMPONENTS | 1 | EURO IV |
| | 24 | E150060005 | FUEL INJECTOR ASSEMBLY | 4 | |
| | | 1086001154 | FUEL INJECTOR ASSEMBLY | 4 | EURO IV |
| | 25 | 1086001118 | O RING 15x8x3.5 | 8 | |
| | 32 | E100512201 | VACUUM HOSE | 1 | |
| | | 1086001160 | VACUUM HOSE (479Q) | 1 | EURO IV |
| | | 1086001192 | VACUUM HOSE (479QA) | 1 | EURO IV |
| | 33 | 1104510101 | CHARCOAL CANISTER HOSE | 1 | |
| | 34 | 1601241180 | CHARCOAL CANISTER (EURO II) | 1 | |
| | | 1601529180 | CHARCOAL CANISTER (EURO III) | 1 | |
| | | 1016001357 | CONTROL CANISTER(RHD) | 1 | |
| | 35 | 1131101101 | FUEL EVAPORATIVE EMISSION HOSE | 1 | |
| | 36 | E150090005 | CHARCOAL CANISTER PURGE VALVE | 1 | |
| | 37 | E010004001 | PCV HOSE | 1 | |

21 IGNITION CABLE ASSEMBLY



| NO. | PART NO. | DES | QTY | REMARK |
|-----|------------|---|-----|-------------|
| 11 | E000000301 | REAR HANGER | 1 | |
| 12 | | HEXAGON HEAD BOLT AND PLAIN WASHER ASSEMBLY | 2 | M10x1.25x20 |
| 13 | E000000201 | FRONT HANGER | 1 | |
| 14 | E120300005 | SPARK PLUG | 4 | |
| 21 | E120200008 | IGNITION CABLE ASSEMBLY | 1 | |
| | 1086000785 | IGNITION CABLE ASSEMBLY | 1 | EURO IV |
| 22 | | FOUR WIRES CLAMP | 1 | |
| 23 | | THREE WIRES CLAMP | 1 | |
| 24 | | DOUBLE WIRES CLAMP | 1 | |

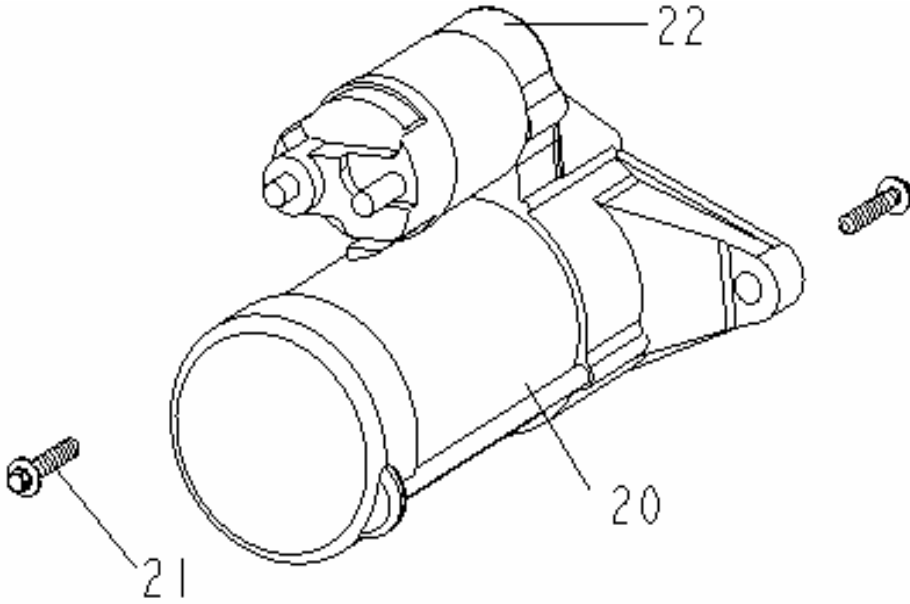
22 ECU & IGNITION COIL

| | NO. | PART NO. | DES | QTY | REMARK |
|--|-----|------------|---|-----|---------------|
| | 11 | | HEXAGON HEAD BOLT AND PLAIN WASHER ASSEMBLY | 4 | M6x50 |
| | 12 | E150130005 | IGNITION COIL | 1 | |
| | 13 | 1086001171 | IGNITION COIL | 1 | EURO IV |
| | 13 | E120205001 | IGNITION COIL INSTALLATION BRACKET | 1 | |
| | 14 | | BOLT M8x31 | 3 | |
| | 15 | E150110005 | ECU (1.3 EURO II) | 1 | 479Q |
| | 15 | 2150110003 | ECU (1.3 EURO III) | 1 | 479Q |
| | 18 | E150110010 | ECU (1.5&1.6 EURO II) | 1 | 479QA & 481QA |
| | 18 | 2150110008 | ECU (1.5&1.6 EURO III) | 1 | 479QA & 481QA |
| | 20 | 1086001116 | ECU (OBD) | 1 | |
| | 20 | 1086001178 | ECU (EURO IV) | 1 | 479Q |
| | 20 | 1086001169 | ECU (EURO IV) | 1 | 479QA |
| | 16 | E000500005 | ENGINE WIRING HARNESS ASSEMBLY(EURO II) | 1 | |
| | 17 | 2000500024 | ENGINE WIRING HARNESS ASSY. (EURO III, DUAL FANS) | 1 | CK |
| | 17 | 1086001131 | ENGINE WIRING HARNESS ASSY. (EURO IV) | 1 | 479Q |
| | 17 | 1017007988 | ENGINE WIRING HARNESS ASSY. (EURO IV) | 1 | 479QA |
| | 19 | 1086001110 | ENGINE WIRING HARNESS ASSY. (OBD) | 1 | CK |
| | 19 | 1086001112 | ENGINE WIRING HARNESS ASSY. (OBD) | 1 | MK |

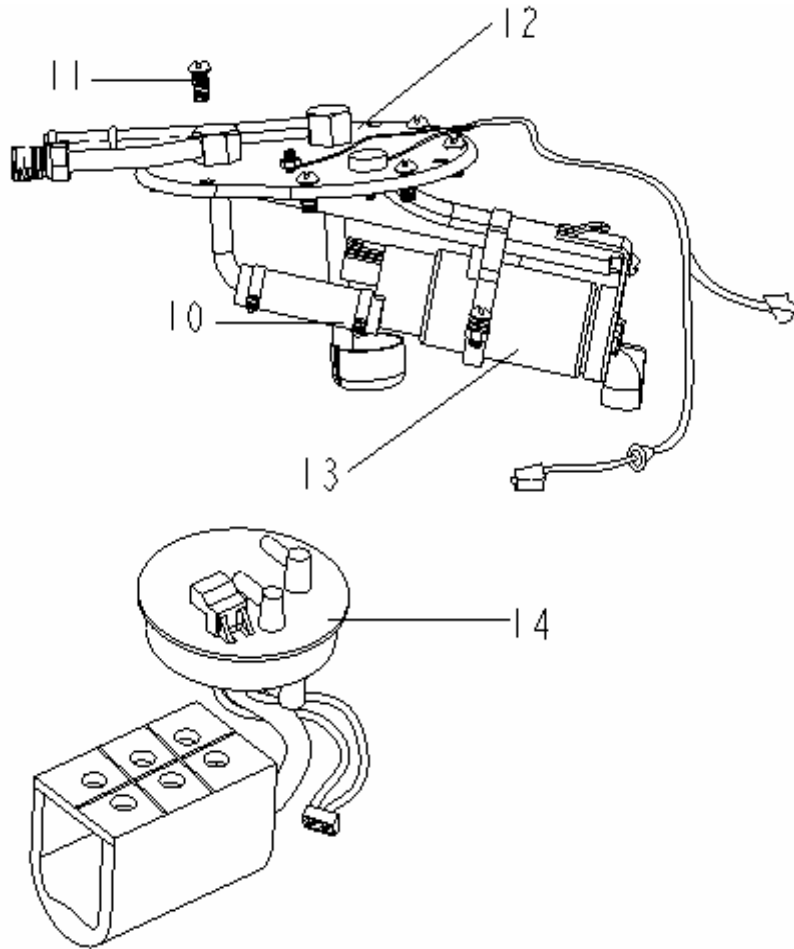
23 ALTERNATOR COMPONENTS

| | NO. | PART NO. | DES | QTY | REMARK |
|--|-----|------------|---------------------------------------|-----|----------------|
| | 10 | E090200005 | ALTERNATOR ADJUSTING BRACKET | 1 | |
| | 11 | 2090200501 | ADJUSTING BRACKET BOLT M10x1.25x23 | 2 | |
| | 12 | E090200201 | ADJUSTING BLOCK | 1 | |
| | 13 | 2090000801 | ALTERNATOR UPPER/LOWER ADJUSTING BOLT | 1 | M8x89 |
| | 14 | | NUT WITH STOP TAB M10x1.25 | 1 | |
| | 15 | E090000101 | ALTERNATOR BRACKET | 1 | |
| | 16 | E090100005 | ALTERNATOR COMPONENTS 75A | 1 | 479Q |
| | | 1086001111 | ALTERNATOR COMPONENTS 90A | | 481QA 479QA |
| | 17 | | ALTERNATOR FRONT/REAR ADJUSTING BOLT | 1 | M8x43 |
| | 18 | | ALTERNATOR BRACKET UPPER FIXING BOLT | 2 | M8x25 |
| | 19 | | ALTERNATOR BRACKET LOWER FIXING BOLT | 1 | M8x30 |
| | 20 | E090000501 | ALTERNATOR FIXING BOLT M10x1.25x105 | 1 | |
| | 21 | E030000401 | DRIVING BELT | 1 | |
| | 22 | E090100101 | MR479Q GENERATOR ADJUSTER | 1 | |

24 STARTER

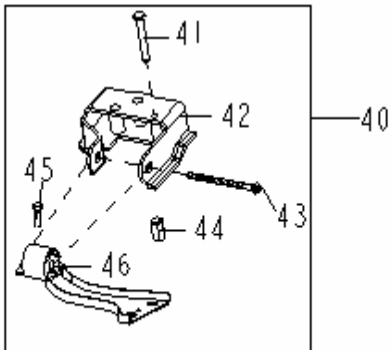
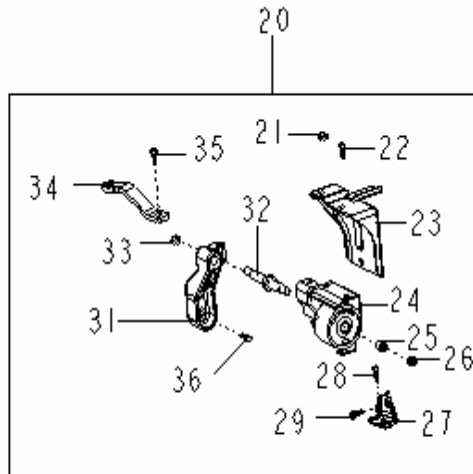
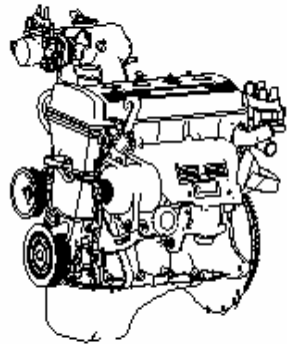
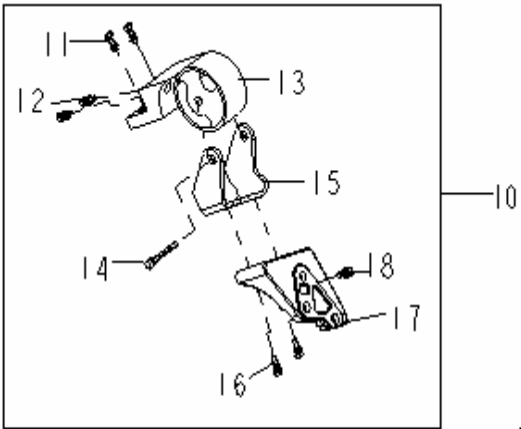
| | NO. | PART NO. | DES | QTY | REMARK |
|---|-----|------------|--|-----|-----------------|
|  | 20 | E080000010 | STARTER COMPONENTS | 1 | 479Q & 479QA |
| | | E370801021 | STARTER COMPONENTS | 1 | 481QA |
| | 21 | | HEXAGON HEAD BOLT AND SINGLE COIL SPRING LOCK WASHER | 2 | M10x1.25x40 |
| | 22 | | MAGNETIC SWITCH | 1 | |

25 FUEL PUMP ASSEMBLY



| NO. | PART NO. | DES | QTY | REMARK |
|-----|------------|-----------------------------|-----|--------|
| 10 | | FUEL PUMP ASSEMBLY | 1 | |
| 11 | | CROSS RECESSED HEXAGON BOLT | 8 | M5x14 |
| 12 | | FUEL PUMP BRACKET | 1 | |
| 13 | | FUEL PUMP | 1 | |
| 14 | 1601285180 | FUEL PUMP&FUEL LEVEL SENSOR | 1 | |

26 ENGINE MOUNTING

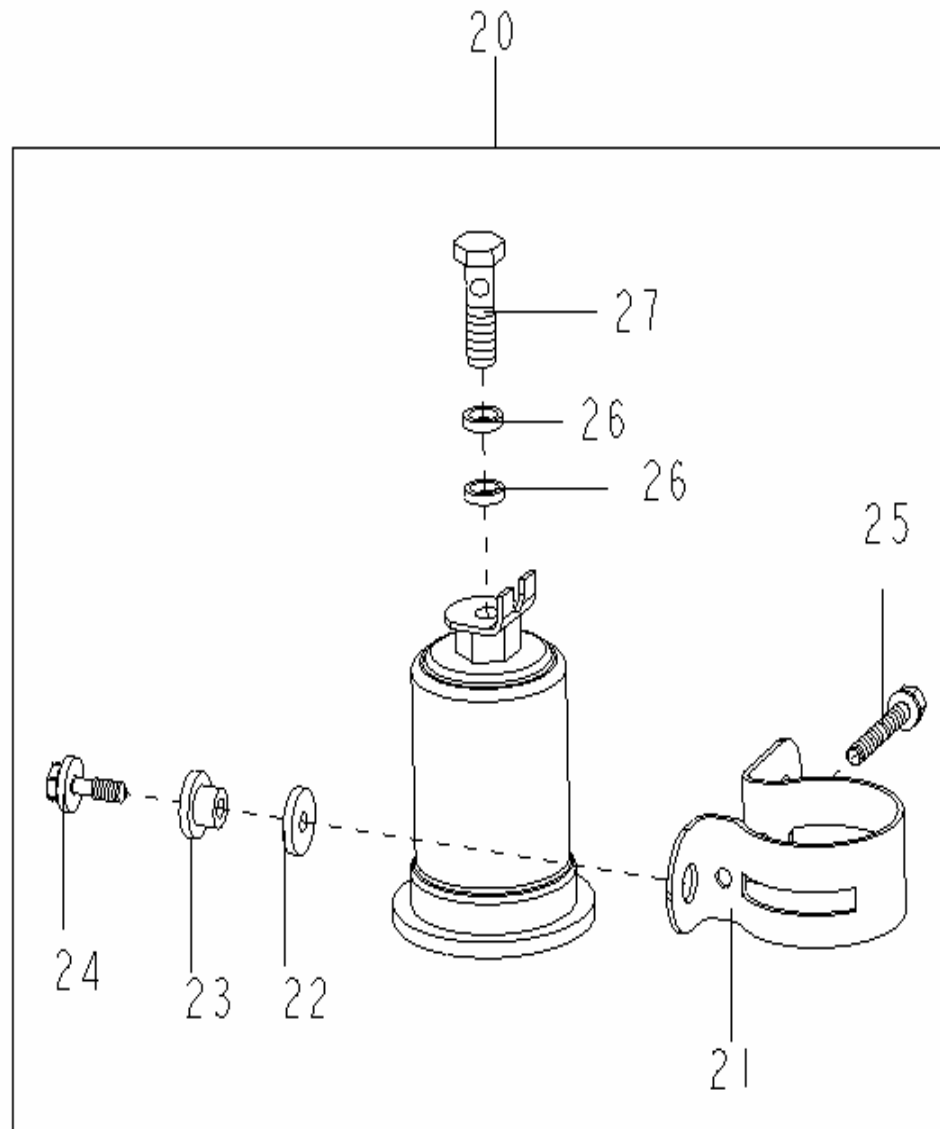


| NO. | PART NO. | DES | QTY | REMARK |
|-----|------------|--|-----|-------------|
| 10 | | ENGINE REAR MOUNTING ASSEMBLY | 1 | |
| 11 | | HEXAGON HEAD BOLT & THICK PLAIN WASHER ASSEMBLY | 2 | M10x1.25x30 |
| 12 | | HEXAGON HEAD BOLT M10x1.25x110 | 2 | |
| 13 | 1600437180 | ENGINE REAR MOUNTING INSULATOR ASSEMBLY | 1 | |
| 14 | | HEXAGON HEAD BOLT & SINGLE COIL SPRING LOCK WASHER | 1 | M12x1.25x95 |
| 15 | 1600501180 | REAR MOUNTING BRACKET CONNECTING PLATE ASSEMBLY | 1 | |
| 16 | | HEXAGON FLANGE BOLT-PRODUCT GRADE B M1x1.25x30 | 3 | |
| 17 | 1600434180 | ENGINE REAR MOUNTING BRACKET | 1 | |
| 18 | | HEXAGON HEAD BOLT & SINGLE COIL SPRING LOCK WASHER | 2 | M10x1.25x25 |
| 20 | | ENGINE LEFT MOUNTING ASSEMBLY | 1 | |
| 21 | | HEXAGON FLANGE BOLT-PRODUCT GRADE A M10x1.25 | 1 | |
| 22 | | HEXAGON HEAD BOLT & SINGLE COIL SPRING LOCK WASHER | 1 | M12x1.25x25 |
| 23 | 1600564180 | ENGINE LEFT MOUNTING BRACKET ASSEMBLY | 1 | |
| 24 | 1600436180 | ENGINE LEFT MOUNTING INSULATOR ASSEMBLY | 1 | |
| 25 | | THICK PLAIN WASHER M12x1.25x25 | 1 | |
| 26 | | HEXAGON FLANGE BOLT-PRODUCT GRADE A M12x1.25 | 1 | |

26 ENGINE MOUNTING

| NO. | PART NO. | DES | QTY | REMARK | NO. | PART NO. | DES | QTY | REMARK |
|-----|------------|--|-----|-------------|-----|----------|-----|-----|--------|
| 27 | 1600566180 | ENGINE RIGHT MOUNTING BRACKET REINFORCEMENT | 1 | | | | | | |
| 28 | | HEXAGON HEAD BOLT | 2 | M12x1.25x30 | | | | | |
| 29 | | HEXAGON HEAD BOLT AND SINGLE COIL SPRING LOCK WASHER | 4 | M10x1.25x25 | | | | | |
| 31 | | ENGINE RIGHT MOUNTING INSULATOR REINFORCEMENT | 1 | | | | | | |
| 32 | | AXIS PIN | 1 | | | | | | |
| 33 | | HEXAGON HEAD BOLT AND PLAIN WASHER ASSEMBLY | 1 | M12x1.25 | | | | | |
| 34 | | ENGINE RIGHT UPPER MOUNTING BRACKET | 1 | | | | | | |
| 35 | | HEXAGON HEAD BOLT AND PLAIN WASHER ASSEMBLY | 2 | M12x1.25x30 | | | | | |
| 36 | | HEXAGON HEAD BOLT M10x1.25x38 | 2 | | | | | | |
| 40 | 2000410104 | ENGINE RIGHT MOUNTING BRACKET ASSEMBLY | 1 | | | | | | |
| 41 | | HEXAGON HEAD BOLT AND SINGLE COIL SPRING LOCK WASHER | 1 | M10x1.25x50 | | | | | |
| 42 | 1600418180 | ENGINE RIGHT MOUNTING BRACKET ASSEMBLY | 1 | | | | | | |
| 43 | | HEXAGON HEAD BOLT AND SINGLE COIL SPRING LOCK WASHER | 1 | M12x1.25x95 | | | | | |
| 44 | | LONG NUT WITH SPRING WASHER | 1 | | | | | | |
| 45 | | HEXAGON HEAD BOLT AND SINGLE COIL SPRING LOCK WASHER | 3 | M10x1.25x20 | | | | | |
| 46 | 1600435180 | ENGINE RIGHT MOUNTING INSULATOR ASSEMBLY | 1 | | | | | | |

27 FUEL FILTER

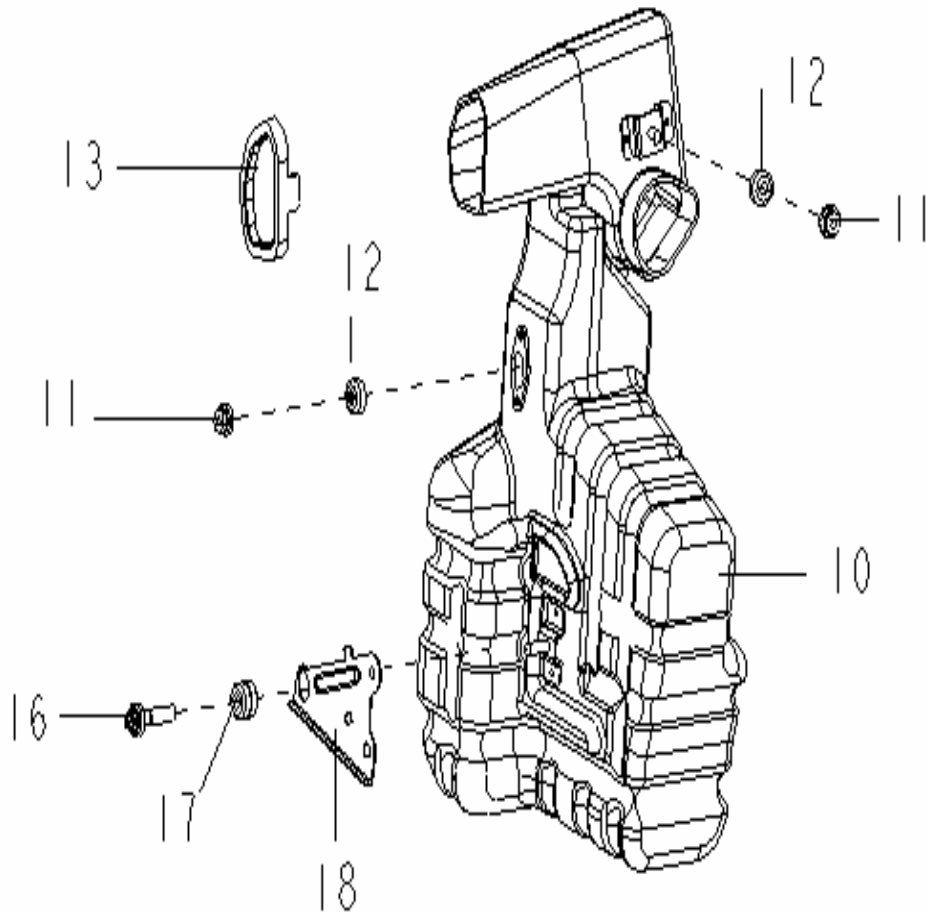


| NO. | PART NO. | DES | QTY | REMARK |
|-----|------------|--|-----|--------|
| 20 | 1601255180 | FUEL FILTER ASSEMBLY | 1 | |
| 21 | | FUEL FILTER FIXING BRACKET ASSEMBLY | 1 | |
| 22 | | FUEL FILTER CUSHION | 2 | |
| 23 | | FUEL FILTER CUSHION RETAINER | 2 | |
| 24 | | HEXAGON TAPPING BOLT | 2 | |
| 25 | | HEXAGON HEAD BOLT AND SINGLE COIL SPRING LOCK WASHER | 1 | M6x45 |
| 26 | | FUEL PIPE FIXING BOLT WASHER | 2 | |
| 27 | | FUEL PIPE FIXING BOLT | 1 | |

28 PHASE SENSOR AND BASE

| | NO. | PART NO. | DES | QTY | REMARK |
|--|-----|------------|---|-----|--------|
| | 20 | E120101001 | PHASE SENSOR BASE COMPONENTS | 1 | |
| | 21 | E150120005 | PHASE SENSOR | 1 | |
| | 22 | | HEXAGON HEAD BOLT AND PLAIN WASHER ASSEMBLY | 1 | M6x20 |
| | 23 | | HEXAGON HEAD BOLT | 2 | M6x16 |
| | 30 | | PHASE SENSOR AND BASE COMPONENTS | 1 | |

29 COLD AIR INTAKE BOX

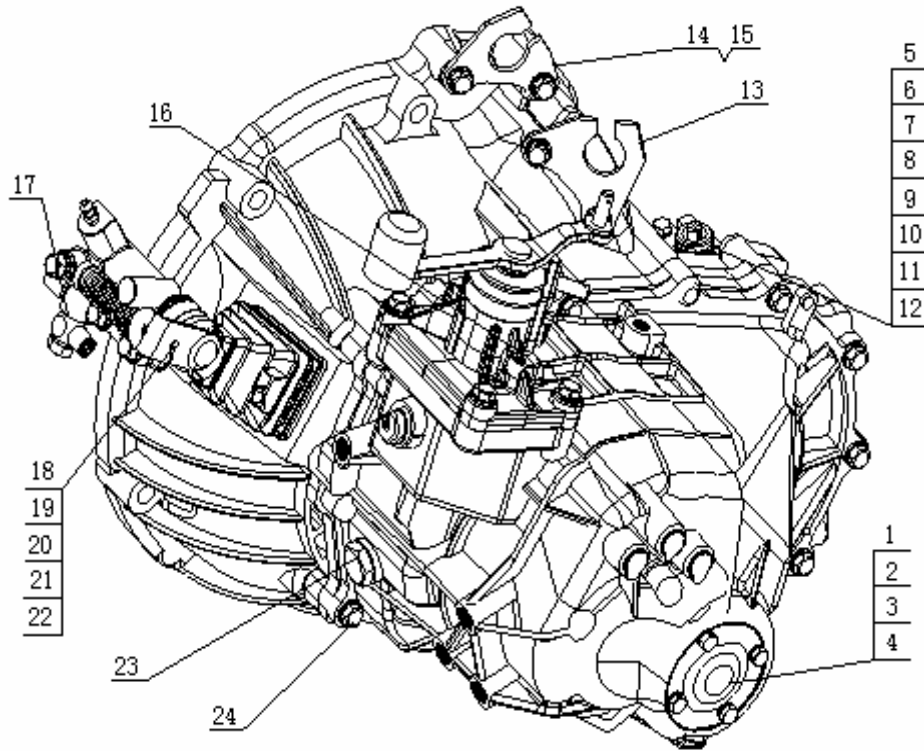


| NO. | PART NO. | DES | QTY | REMARK |
|-----|------------|---|-----|--------|
| 10 | 1109320005 | COLD AIR INTAKE BOX ASSEMBLY | 1 | |
| 11 | | HEXAGON NUT AND WAVE WASHER ASSEMBLY M6 | 2 | |
| 12 | | BOWL-SHAPED WASHER | 2 | |
| 13 | | FLEXIBLE WASHER | 1 | |
| 16 | | HEXAGON HEAD BOLT AND LARGE PLAIN WASHER ASSEMBLY | 1 | |
| 17 | | WASHER | 1 | |
| 18 | 1109401005 | COLD AIR INTAKE BOX LOWER BRACKET | 1 | |

30 CLUTCH ASSEMBLY

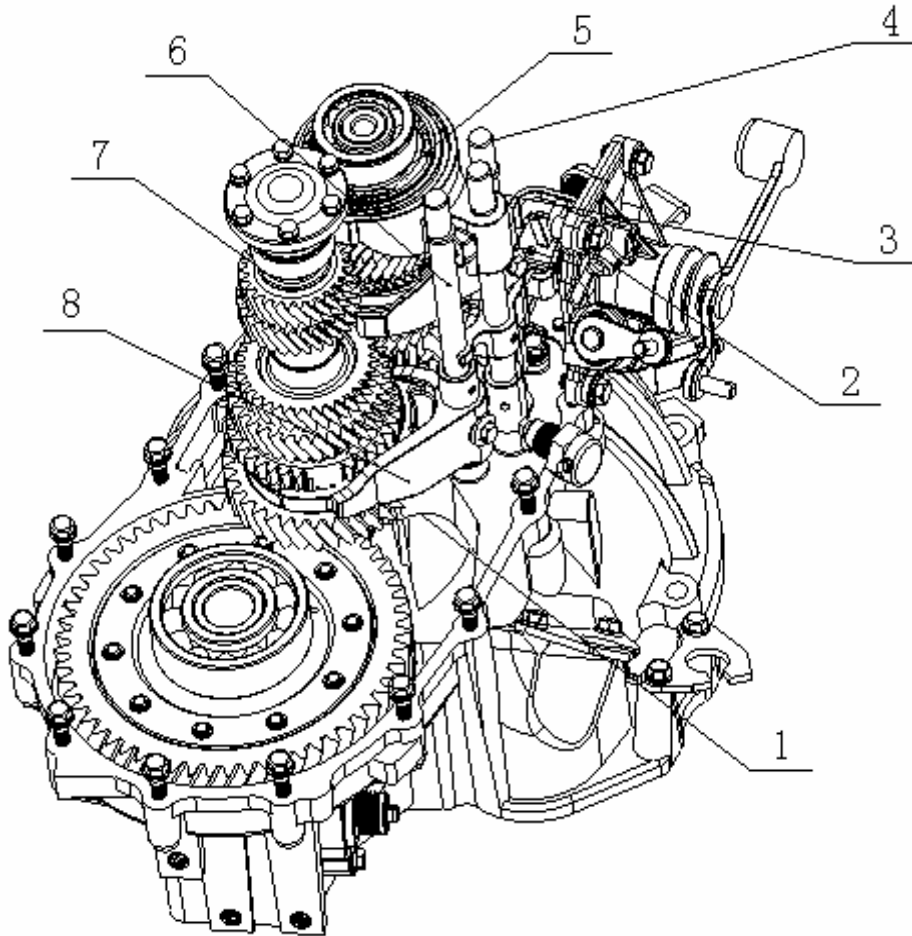
| | NO. | PART NO. | DES | QTY | REMARK |
|--|-----|------------|--------------------------|-----|--------|
| | 11 | 1086001146 | FRICITION PLATE ASSEMBLY | 1 | |
| | 12 | 1086001145 | PRESSUREPLATE ASEMBLY | 1 | |
| | 13 | | HEXAGON HEAD BOLT M8x16 | 6 | |
| | 14 | | CLUTCH ASSEMBLY | 1 | |

S160G TRANSMISSION ASSEMBLY SPARE PARTS



| NO. | PART NO. | DES. | QTY | REMARK |
|-----|------------|-----------------------------|-----|--------|
| 1 | 3170102101 | END CAP | 1 | |
| 2 | 3170122211 | PRESS COVER | 1 | |
| 3 | 3170122401 | OUTPUT SHAFT SPRING | 1 | |
| 4 | 3170100006 | END CAP BOLT | 4 | |
| 5 | 3170121601 | O RING-ODOMETER | 2 | |
| 6 | 3230330901 | DRIVING GEAR-ODOMETER | 1 | |
| 7 | 3170121005 | DRIVEN GEAR-ODOMETER | 1 | |
| 8 | 3170120102 | CASE-ODOMETER DRIVEN GEAR | 1 | |
| 9 | 3170121501 | SPRING | 1 | |
| 10 | 317010008 | ODOMETER BOLT | 1 | |
| 11 | 3170121301 | ODOMETER LOCK WASHER | 1 | |
| 12 | 3380209001 | ODOMETER OIL SEAL | 1 | |
| 13 | 3170102002 | SHIFT CABLE BRACKET | 1 | |
| 14 | 3170102001 | SHIFT CABLE BRACKET | 1 | |
| 15 | 3170122301 | SHIFT CABLE BRACKET BOLT | 4 | |
| 16 | 3150010001 | SHIFT COVER TIGHTENING BOLT | 2 | |
| 17 | 3160131006 | CLUTCH SLAVE PUMP | 1 | |
| 18 | 3160121101 | RELEASE FORK | 1 | |
| 19 | 3160122001 | CLUTCH BEARING | 1 | |
| 20 | 3160132001 | SUPPORTING POST | 1 | |
| 21 | 3160121201 | SPRING | 1 | |
| 22 | 3160133005 | BOOT | 1 | |
| 23 | 3170216001 | SHIFT POSITION ASSEMBLY | 1 | |
| 24 | 3170102301 | ATTACHING BOLT | 14 | |

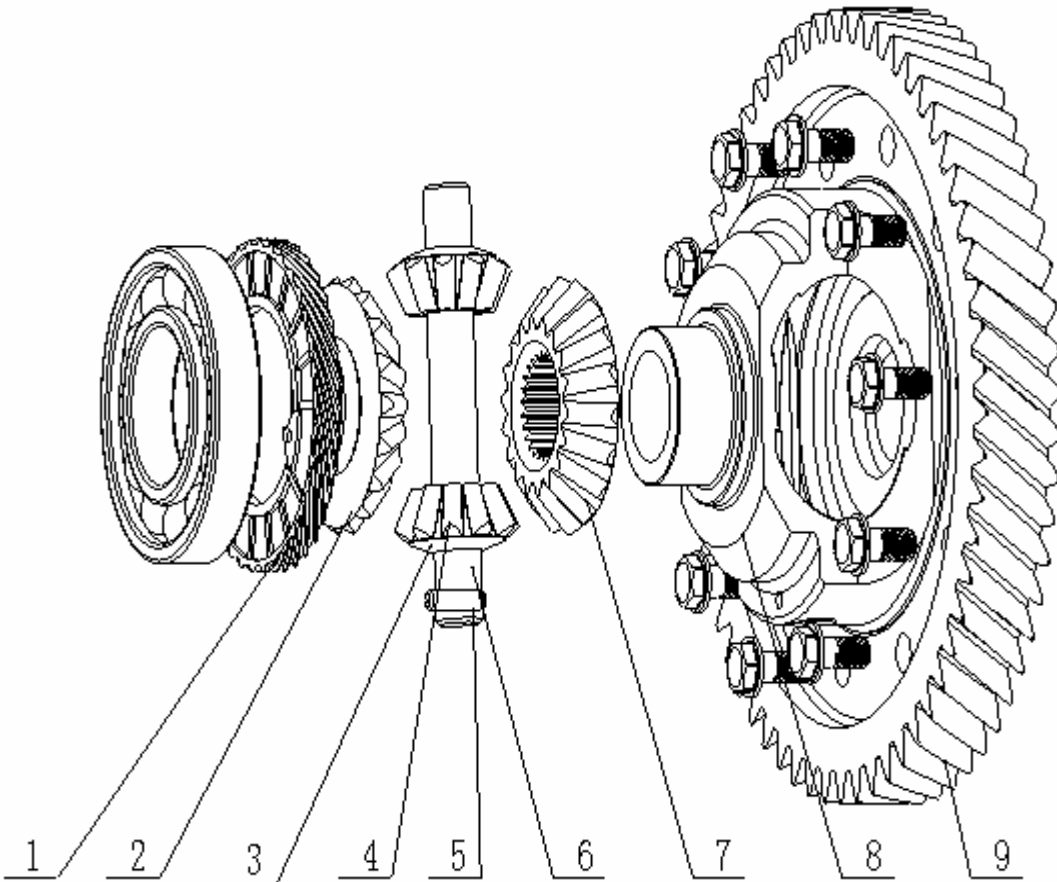
S160G TRANSAXLE ASSEMBLY SPARE PARTS



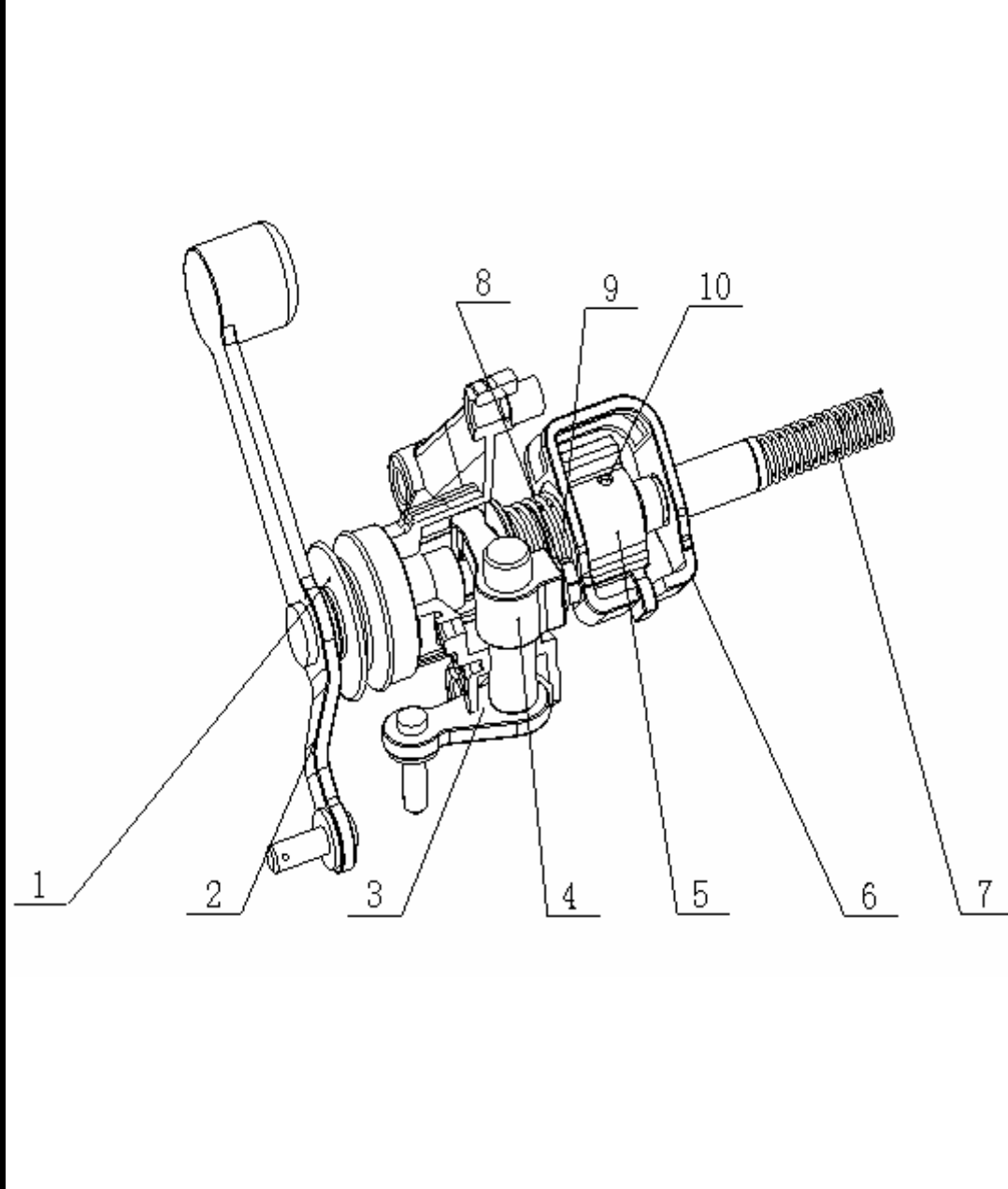
| NO. | PART NO. | DES. | QTY | REMARK |
|-----|------------|-----------------------------|-----|---------|
| 1 | 3170103001 | S SHAPE OIL SEAL | 1 | |
| 2 | 3170200005 | VENT PLUG ASSEMBLY | 1 | |
| 3 | 3170206111 | REVERSE SHIFT FORK SHAFT | 1 | 5TH |
| 4 | 3170206011 | SHIFT FORK-3RD AND 4TH GEAR | 1 | |
| 5 | 3436316002 | BEARING-INPUT SHAFT | 1 | |
| 6 | 3170205911 | FORK SHAFT-1ST AND 2ND GEAR | 1 | |
| 7 | 3204715101 | BEARING-OUTPUT SHAFT | 1 | |
| 8 | 3170202401 | GEAR SHIFT FORK SHAFT | 1 | 1ST,2ND |

S160G DIFFERENTIAL ASSEMBLY SPARE PARTS

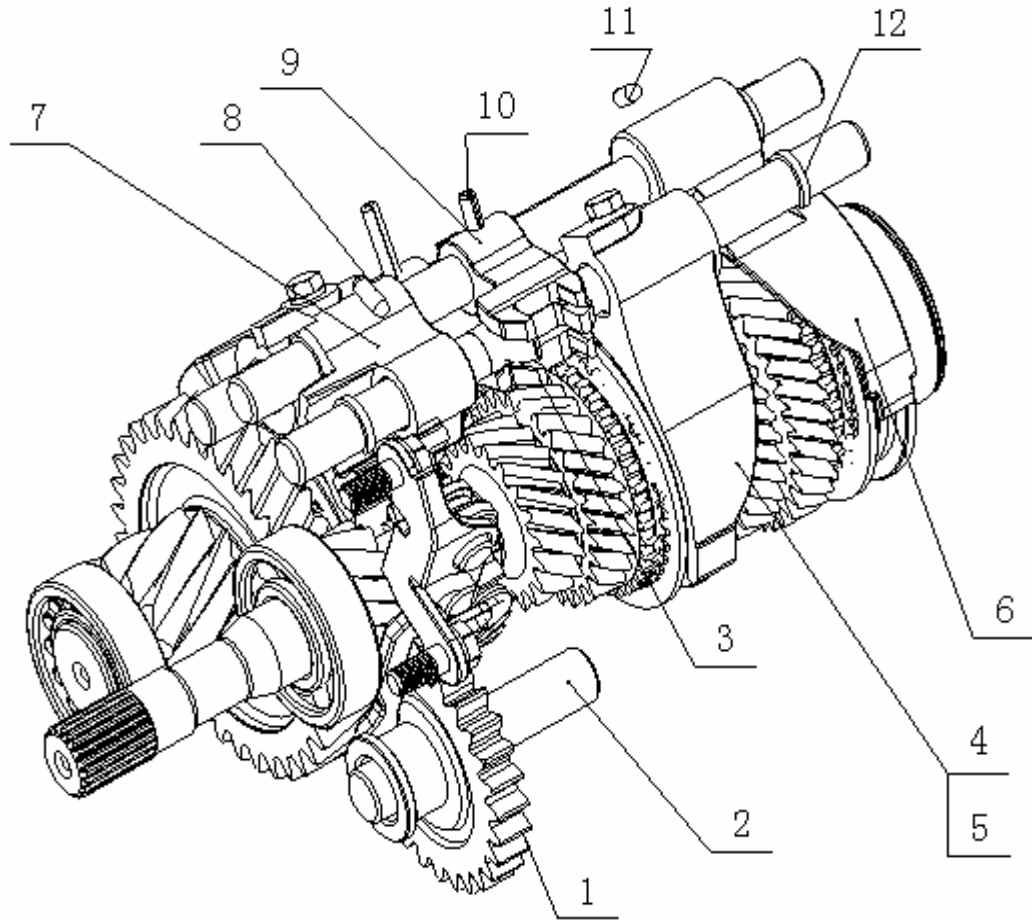
| NO. | PART NO. | DES. | QTY | REMARK |
|-----|------------|------------------------|-----|--------|
| 1 | 3230330901 | GEAR-ODOMETER DRIVING | 1 | |
| 2 | 3230330701 | SIDE GEAR GASKET | 2 | |
| 3 | 3230330601 | PLANETARY GEAR GASKET | 2 | |
| 4 | 3230330301 | PLANETARY GEAR | 2 | |
| 5 | 3230331001 | ELASTIC CYLINDER PIN | 1 | |
| 6 | 3230330402 | PLANETARY GEAR SHAFT | 1 | |
| 7 | 3230330201 | SIDE GEAR | 2 | |
| 8 | 3230330111 | DIFFERENTIAL CASE | 1 | |
| 9 | 3230330811 | DIFFERENTIAL RING GEAR | 1 | |



S160G COVER-GEARSHIFT ASSEMBLY SPARE PARTS

| | NO. | PART NO. | DES. | QTY | REMARK |
|---|-----|------------|----------------------------|-----|--------|
|  | 1 | 3170212501 | GEARSHIFT GUIDE SHAFT BOOT | 1 | |
| | 2 | 3170210104 | GUIDE SHAFT-GEARSHIFT | 1 | |
| | 3 | 3170211105 | ROCKER | 1 | |
| | 4 | 3170211001 | GEAR SHIFTER | 1 | |
| | 5 | 3170214201 | GEAR SHIFTER | 1 | |
| | 6 | 3170214601 | BRACKET -SHIFT LEVER | 1 | |
| | 7 | 3170213001 | RETURN SPRING B | 1 | |
| | 8 | 3170211501 | NUT | 1 | |
| | 9 | 3170212601 | RETURN SPRING A | 1 | |
| | 10 | 3170203601 | CYLINDER PIN | 1 | |

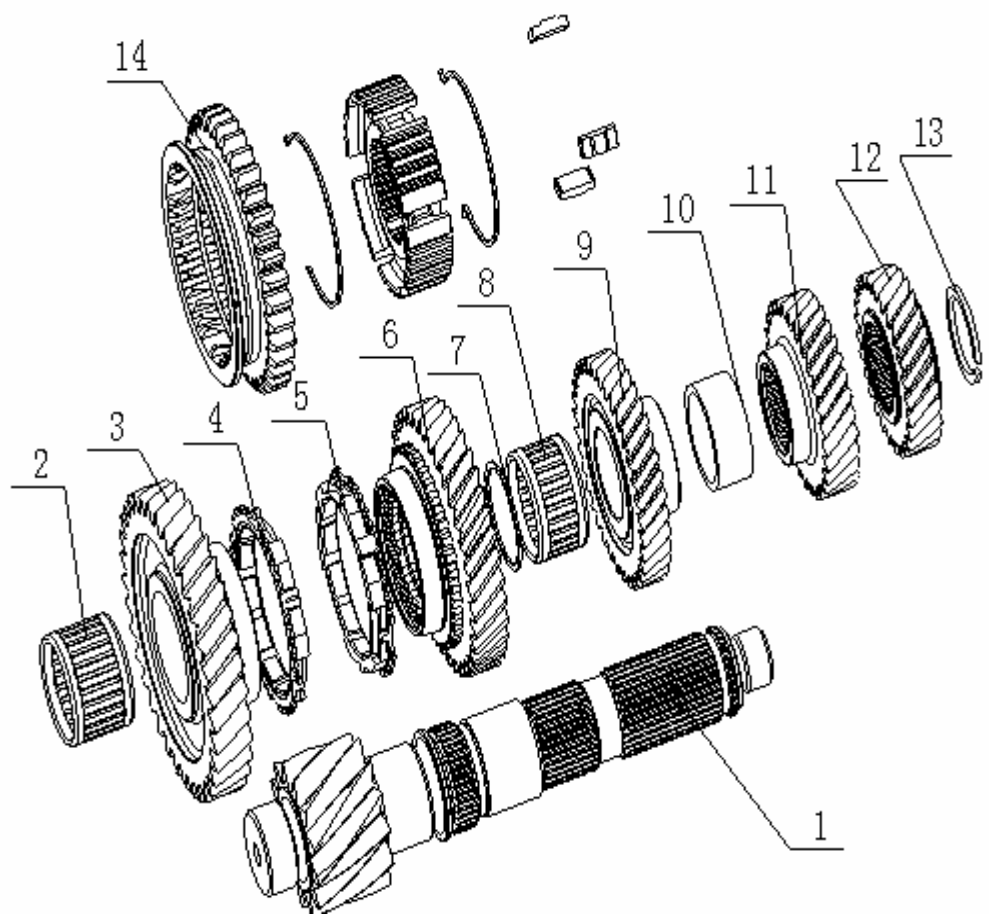
S160G SHIFT SYSTEM ASSEMBLY SPARE PARTS



| NO. | PART NO. | DES. | QTY | REMARK |
|-----|------------|----------------------------------|-----|---------|
| 1 | 3170108201 | REVERSE COUNTER GEAR | 1 | |
| 2 | 3170109201 | REVERSE COUNTER GEAR SHAFT | 1 | |
| 3 | 3170205401 | GUIDE BLOCK-5TH AND REVERSE GEAR | 1 | |
| 4 | 3170202711 | SHIFT FORK SHAFT | 1 | 3TH,4TH |
| 5 | 3150010002 | SHIFT FORK BOLT | 2 | |
| 6 | 3170202901 | FIFTH GEAR SHIFT FORK | 1 | |
| 7 | 3170205601 | GUIDE BLOCK - REVERSE GEAR | 1 | |
| 8 | 3170209201 | PIN | 1 | |
| 9 | 3170205201 | GUIDE BLOCK | 1 | 1ST,2ND |
| 10 | 3170206301 | ELASTIC CYLINDER PIN | 2 | |
| 11 | 3170209401 | PIN | 1 | |
| 12 | 3170207701 | FORK SHAFT SNAP RING | 5 | |

S160G OUTPUT SHAFT ASSEMBLY SPARE PARTS

| NO. | PART NO. | DES. | QTY | REMARK |
|-----|------------|------------------------------|-----|---------|
| 1 | 3170110611 | OUTPUT SHAFT | 1 | |
| 2 | 3343928111 | NEEDLY ROLLER BEARING | 1 | 1ST |
| 3 | 3170111111 | GEAR-1ST SPEED,OUTPUT | 1 | |
| 4 | 3170112801 | SYNCHRONIZER GEAR RING | 1 | 1ST |
| 5 | 3170112901 | SYNCHRONIZER GEAR RING | 1 | 2ND |
| 6 | 3170113111 | GEAR-2ND SPEED,OUTPUT | 1 | |
| 7 | 3170104301 | NEEDLY ROLLER SECLUSION RING | 1 | |
| 8 | 3343923111 | NEEDLY ROLLER BEARING | 1 | 2ND |
| 9 | 3170113611 | GEAR-3RD SPEED,OUTPUT | 1 | |
| 10 | 3170113711 | COVER ORIENTATION | 1 | |
| 11 | 3170113811 | GEAR-4TH SPEED,OUTPUT | 1 | |
| 12 | 3170114011 | GEAR-5TH SPEED,OUTPUT | 1 | |
| 13 | 3170110101 | OUTPUT 5TH GEAR RING | 1 | |
| 14 | 3170112011 | SYNCHRONIZER ASSEMBLY | 1 | 1ST,2ND |



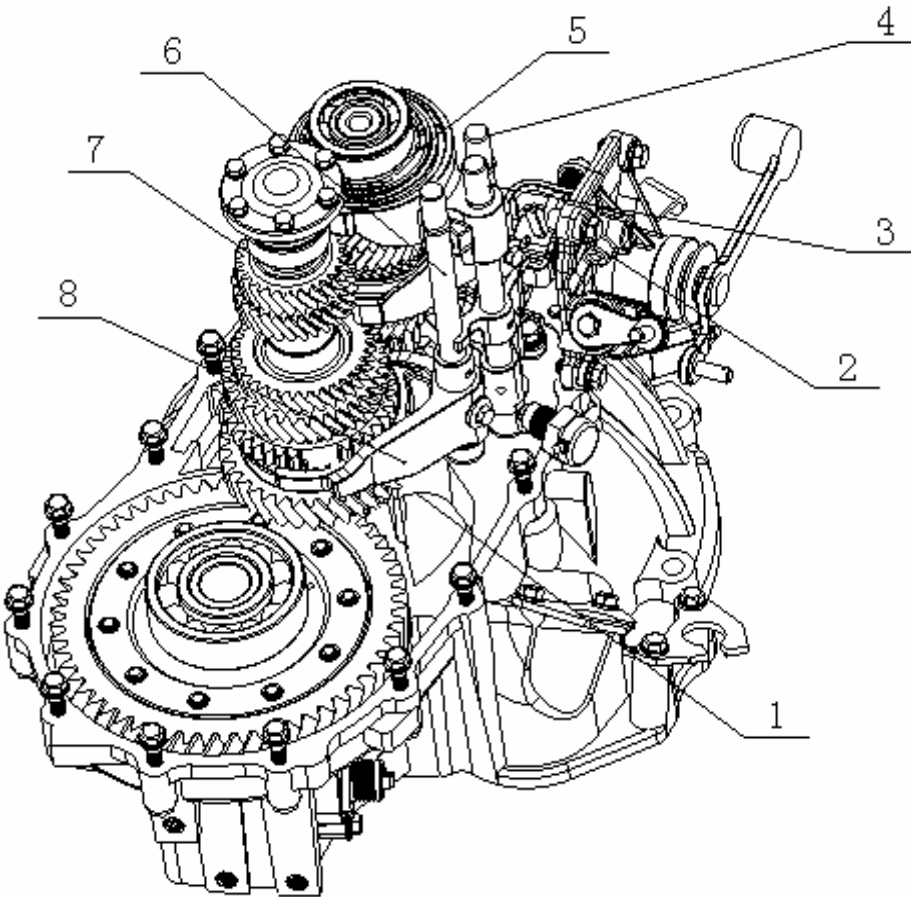
S160G SHAFT-INPUT ASSEMBLY SPARE PARTS

| | NO. | PART NO. | DES. | QTY | REMARK |
|--|-----|------------|---------------------------------|-----|---------|
| | 1 | 3170104111 | SHAFT-INPUT | 1 | |
| | 2 | 3170105211 | GEAR-3RD SPEED,INPUT | 1 | |
| | 3 | 3170106601 | RING-3RD SPEED SYNCHRONIZING | 1 | |
| | 4 | 3170106701 | RING-4TH SPEED SYNCHRONIZING | 1 | |
| | 5 | 3170104201 | 1ST,2ND,3RD,4TH SPEED SPRING | 2 | |
| | 6 | 3170105411 | GEAR-4TH SPEED,INPUT | 1 | |
| | 7 | 3343921111 | NEEDLY ROLL BEARING | 1 | 3RD,4TH |
| | 8 | 3170104401 | INPUT FOURTH GEAR THURST WASHER | 1 | |
| | 9 | 3170104501 | BALL-ORIENTATION | 1 | 4TH |
| | 10 | 3170105811 | GEAR-5TH SPEED,INPUT | 1 | |
| | 11 | 3170104601 | THRUST WASHER RETAINER | 1 | 4TH |
| | 12 | 3313620111 | NEEDLY ROLLER BEARING | 1 | 5TH |
| | 13 | 3170107601 | RING-5TH SPEED SYNCHRONIZING | 1 | |
| | 14 | 3170106011 | SYNCHRONIZER ASSEMBLY | 1 | 3RD,4TH |
| | 15 | 3170107011 | SYNCHRONIZER ASSEMBLY | 1 | 5TH |

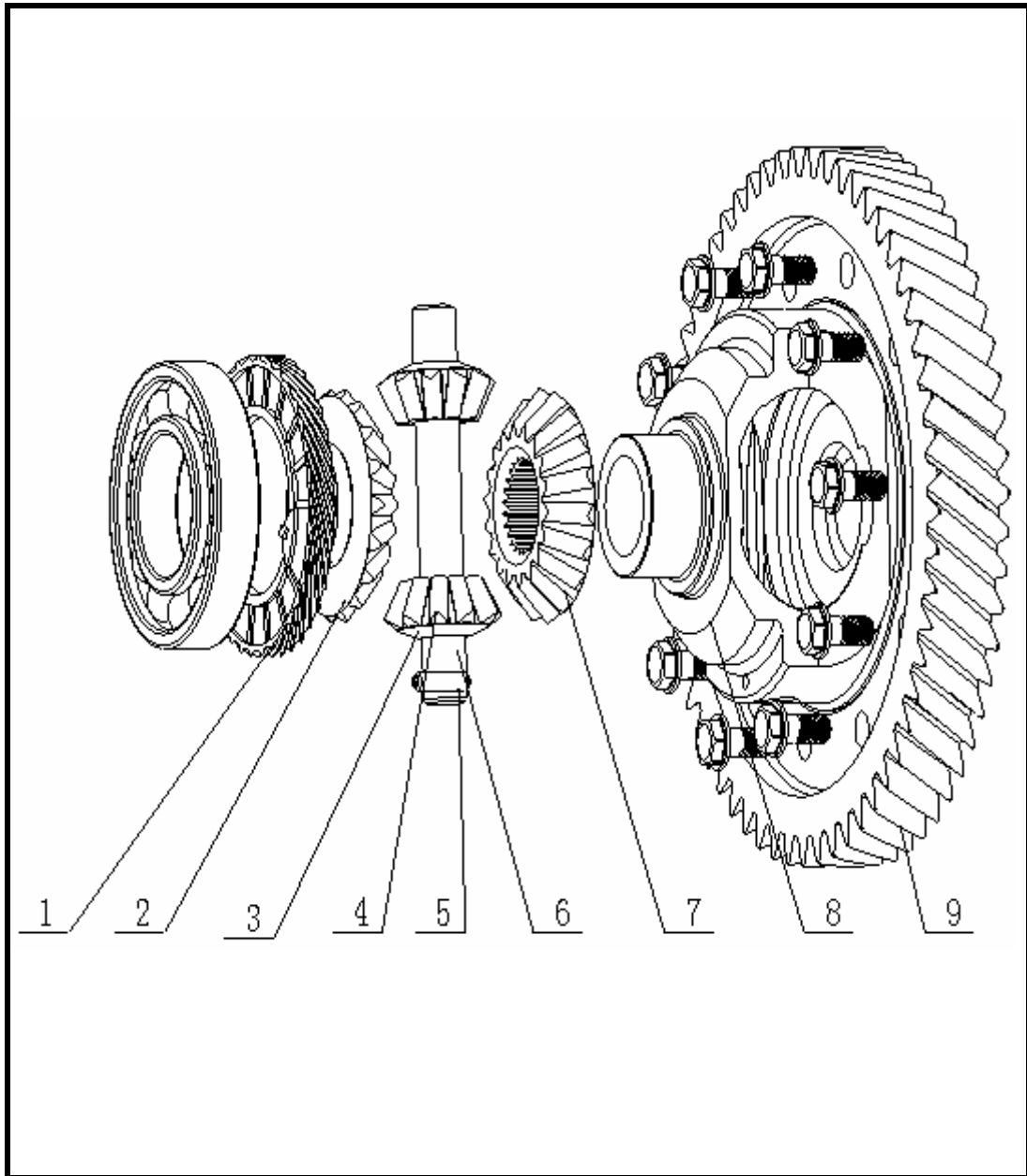
S160 TRANSMISSION ASSEMBLY SPARE PARTS

| | NO. | PART NO. | DES | QTY | REMARK |
|--|-----|------------|-----------------------------|-----|--------|
| | 1 | 3170102101 | END CAP | 1 | |
| | 2 | 3170122201 | PRESS COVER | 1 | |
| | 3 | 3170122401 | OUTPUT SHAFT SPRING | 1 | |
| | 4 | 3170100006 | END CAP BOLT | 4 | |
| | 5 | 3170121601 | O RING-ODOMETER | 2 | |
| | 6 | 3230330901 | DRIVING GEAR-ODOMETER | 1 | |
| | 7 | 3170121005 | DRIVEN GEAR-ODOMETER | 1 | |
| | 8 | 3170120102 | CASE-ODOMETER DRIVEN GEAR | 1 | |
| | 9 | 3170121501 | SPRING | 1 | |
| | 10 | 3170100007 | ODOMETER BOLT | 1 | |
| | 11 | 3170121301 | ODOMETER LOCK WASHER | 1 | |
| | 12 | 3380209001 | ODOMETER OIL SEAL | 1 | |
| | 13 | 3170102002 | SHIFT CABLE BRACKET | 1 | |
| | 14 | 3170102001 | SHIFT CABLE BRACKET | 1 | |
| | 15 | 3170122301 | SHIFT CABLE BRACKET BOLT | 4 | |
| | 16 | 3150010001 | SHIFT COVER TIGHTENING BOLT | 2 | |
| | 17 | 3160131006 | CLUTCH SLAVE PUMP | 1 | |
| | 18 | 3160121101 | RELEASE FORK | 1 | |
| | 19 | 3160122001 | CLUTCH BEARING | 1 | |
| | 20 | 3160132001 | SUPPORTING POST | 1 | |
| | 21 | 3160121201 | SPRING | 1 | |
| | 22 | 3160133005 | BOOT | 1 | |
| | 23 | 3170216001 | SHIFT POSITION ASSEMBLY | 1 | |
| | 24 | 3170102301 | ATTACHING BOLT | 14 | |

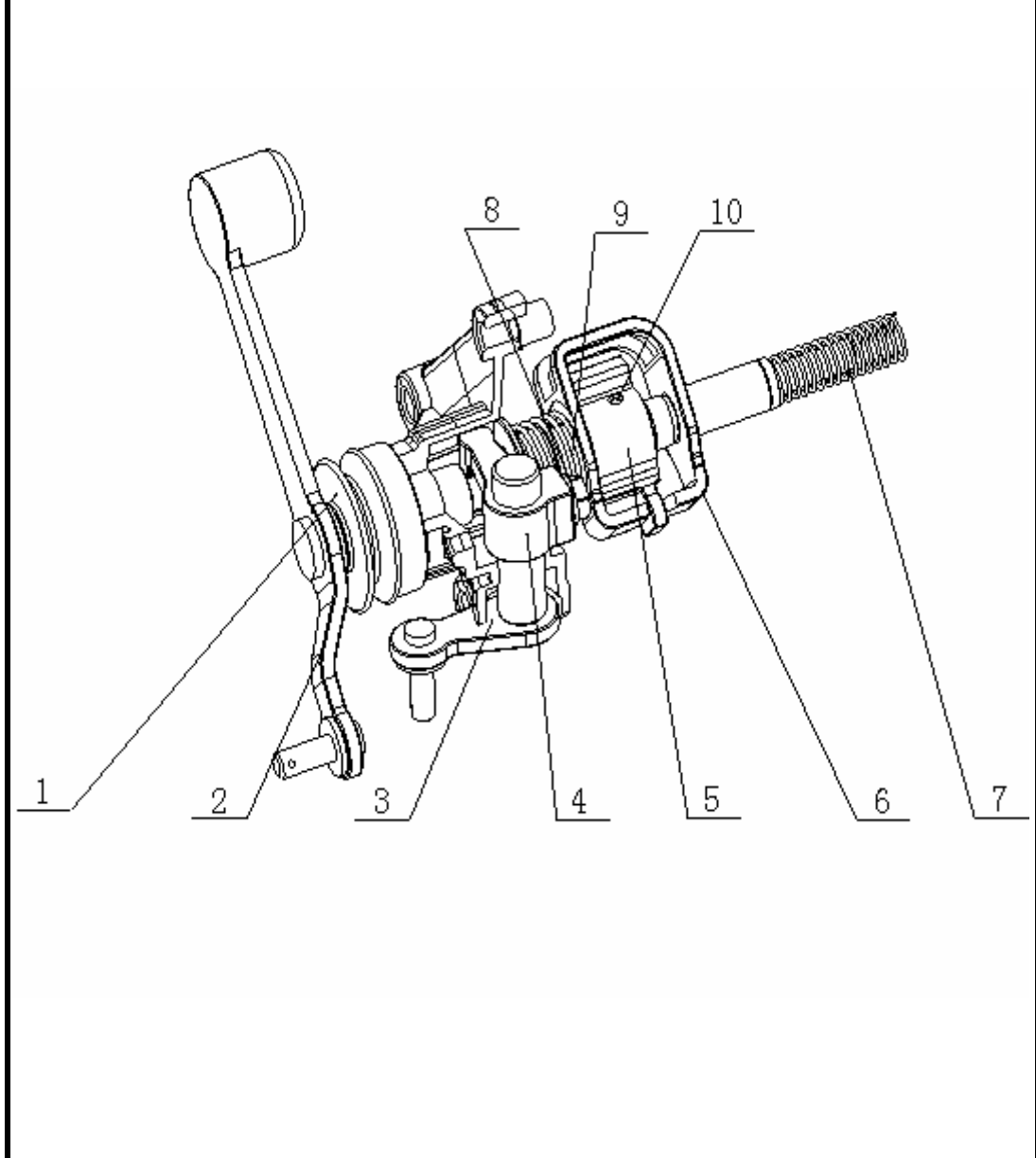
S160 TRANSAXLE ASSEMBLY SPARE PARTS

| | NO. | PART NO. | DES | QTY | REMARK |
|---|-----|------------|-----------------------------|-----|---------|
|  | 1 | 3170103001 | S SHAPE OIL SEAL | 1 | |
| | 2 | 3170200005 | VENT PLUG ASSEMBLY | 1 | |
| | 3 | 3170206101 | REVERSE SHIFT FORK SHAFT | 1 | 5TH |
| | 4 | 3170206001 | SHIFT FORK-3RD AND 4TH GEAR | 1 | |
| | 5 | 3204715101 | BEARING-INPUT SHAFT | 1 | |
| | 6 | 3170205901 | FORK SHAFT-1ST AND 2ND GEAR | 1 | |
| | 7 | 3204715101 | BEARING-OUTPUT SHAFT | 1 | |
| | 8 | 3170202401 | GEAR SHIFT FORK SHAFT | 1 | 1ST,2ND |

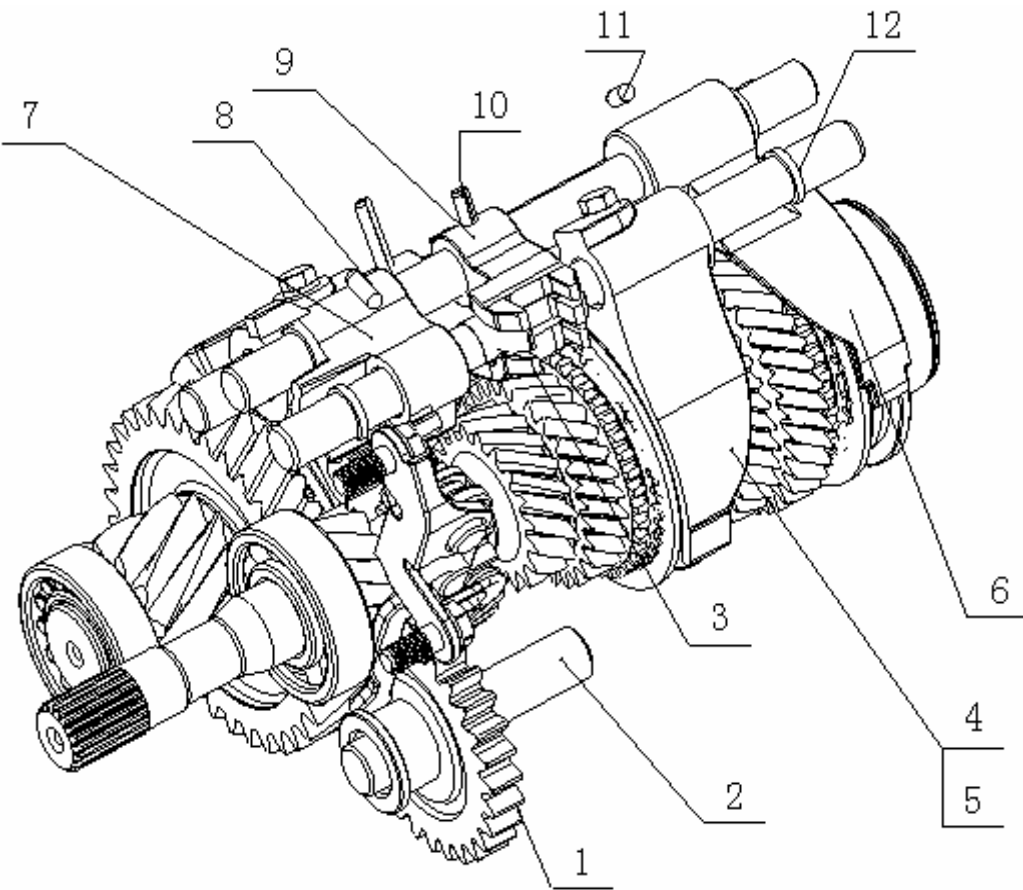
S160 DIFFERENTIAL ASSEMBLY SPARE PARTS

| | NO. | PART NO. | DES | QTY | REMARK |
|---|-----|------------|-------------------------------|-----|--------|
|  | 1 | 3230330901 | GEAR-ODOMETER DRIVING | 1 | |
| | 2 | 3230330701 | SIDE GEAR GASKET | 2 | |
| | 3 | 3230330601 | PLANETARY GEAR GASKET | 2 | |
| | 4 | 3230330301 | PLANETARY GEAR | 2 | |
| | 5 | 3230331001 | ELASTIC CYLINDER PIN | 1 | |
| | 6 | 3230330401 | PLANETARY GEAR SHAFT | 1 | |
| | 7 | 3230330201 | SIDE GEAR | 2 | |
| | 8 | 3230330101 | DIFFERENTIAL CASE | 1 | |
| | 9 | 3230330801 | DIFFERENTIAL RING GEAR | 1 | |
| | | 3230331111 | DIFFERENTIAL BOLT 12*19.5(7A) | 6 | 7A |

S160 COVER-GEARSHIFT ASSEMBLY SPARE PARTS

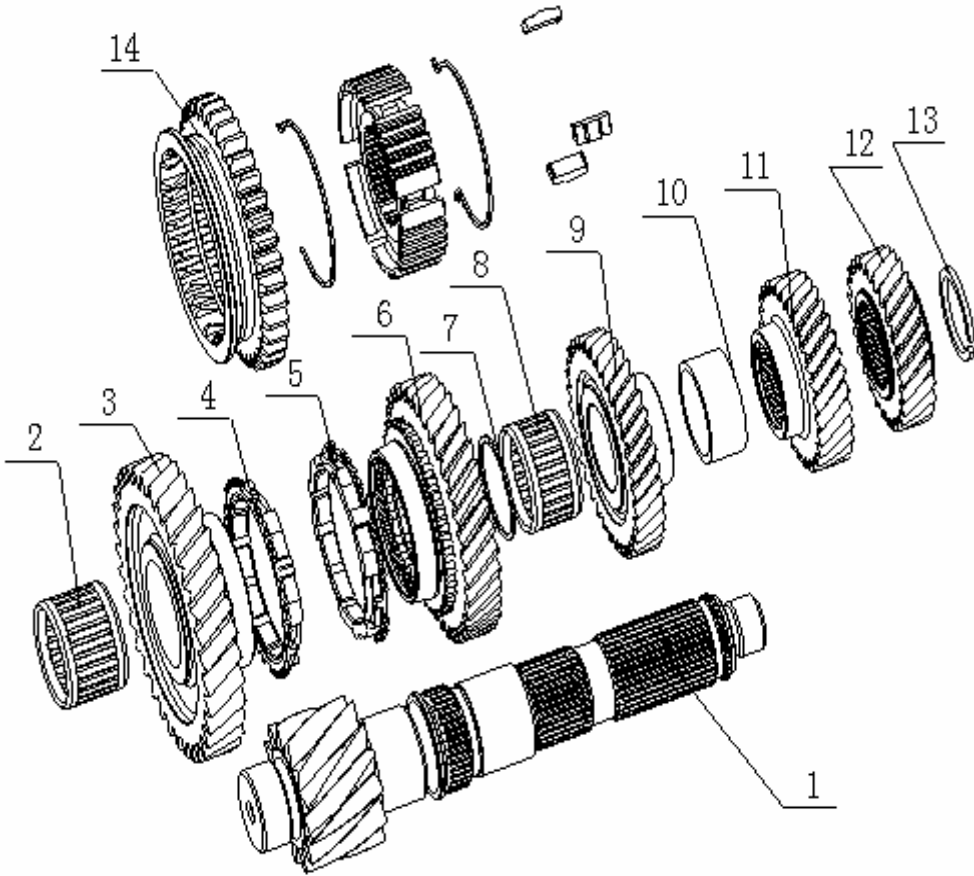
| | NO. | PART NO. | DES | QTY | REMARK |
|---|-----|------------|----------------------------|-----|--------|
|  | 1 | 3170212501 | GEARSHIFT GUIDE SHAFT BOOT | 1 | |
| | 2 | 3170210104 | GUIDE SHAFT-GEARSHIFT | 1 | |
| | 3 | 3170211105 | ROCKER | 1 | |
| | 4 | 3170211001 | GEAR SHIFTER | 1 | |
| | 5 | 3170214201 | GEAR SHIFTER | 1 | |
| | 6 | 3170214601 | BRACKET -SHIFT LEVER | 1 | |
| | 7 | 3170213001 | RETURN SPRING B | 1 | |
| | 8 | 3170211501 | NUT | 1 | |
| | 9 | 3170212601 | RETURN SPRING A | 1 | |
| | 10 | 3170203601 | CYLINDER PIN | 1 | |

S160 SHIFT SYSTEM ASSEMBLY SPARE PARTS

| | NO. | PART NO. | DES | QTY | REMARK |
|---|-----|------------|----------------------------------|-----|---------|
|  | 1 | 3170108201 | REVERSE COUNTER GEAR | 1 | |
| | 2 | 3170109201 | REVERSE COUNTER GEAR SHAFT | 1 | |
| | 3 | 3170205401 | GUIDE BLOCK-5TH AND REVERSE GEAR | 1 | |
| | 4 | 3170202701 | SHIFT FORK SHAFT | 1 | 3TH,4TH |
| | 5 | 3150010002 | SHIFT FORK BOLT | 2 | |
| | 6 | 3170202901 | FIFTH GEAR SHIFT FORK | 1 | |
| | 7 | 3170205601 | GUIDE BLOCK - REVERSE GEAR | 1 | |
| | 8 | 3170209201 | PIN | 1 | |
| | 9 | 3170205201 | GUIDE BLOCK | 1 | 1ST,2ND |
| | 10 | 3170206301 | ELASTIC CYLINDER PIN | 2 | |
| | 11 | 3170209401 | PIN | 1 | |
| | 12 | 3170207701 | FORK SHAFT SNAP RING | 5 | |

S160 OUTPUT SHAFT ASSEMBLY SPARE PARTS

| NO. | PART NO. | DES | QTY | REMARK |
|-----|------------|------------------------------|-----|---------|
| 1 | 3170110601 | OUTPUT SHAFT | 1 | |
| 2 | 3343928101 | NEEDLY ROLLER BEARING | 1 | 1ST |
| 3 | 3170111101 | GEAR-1ST SPEED,OUTPUT | 1 | |
| 4 | 3170112801 | SYNCHRONIZER GEAR RING | 1 | 1ST |
| 5 | 3170112901 | SYNCHRONIZER GEAR RING | 1 | 2ND |
| 6 | 3170113101 | GEAR-2ND SPEED,OUTPUT | 1 | |
| 7 | 3170104301 | NEEDLY ROLLER SECLUSION RING | 1 | |
| 8 | 3343923101 | NEEDLY ROLLER BEARING | 1 | 2ND |
| 9 | 3170113601 | GEAR-3RD SPEED,OUTPUT | 1 | |
| 10 | 3170113701 | COVER ORIENTATION | 1 | |
| 11 | 3170113801 | GEAR-4TH SPEED,OUTPUT | 1 | 2ND |
| 12 | 3170114001 | GEAR-5TH SPEED,OUTPUT | 1 | |
| 13 | 3170110101 | OUTPUT 5TH GEAR RING | 1 | |
| 14 | 3170112005 | SYNCHRONIZER ASSEMBLY | 1 | 1ST,2ND |



S160 SHAFT-INPUT ASSEMBLY SPARE PARTS

| | NO. | PART NO. | DES | QTY | REMARK |
|--|-----|------------|---------------------------------|-----|---------|
| | 1 | 3170104101 | SHAFT-INPUT | 1 | |
| | 2 | 3170105201 | GEAR-3RD SPEED,INPUT | 1 | |
| | 3 | 3170106601 | RING-3RD SPEED SYNCHRONIZING | 1 | |
| | 4 | 3170106701 | RING-4TH SPEED SYNCHRONIZING | 1 | |
| | 5 | 3170104201 | 1ST,2ND,3RD,4TH SPEED SPRING | 2 | |
| | 6 | 3170105401 | GEAR-4TH SPEED,INPUT | 1 | |
| | 7 | 3343921101 | NEEDLY ROLL BEARING | 1 | 3RD,4TH |
| | 8 | 3170104401 | INPUT FOURTH GEAR THURST WASHER | 1 | |
| | 9 | 3170104501 | BALL-ORIENTATION | 1 | 4TH |
| | 10 | 3170105801 | GEAR-5TH SPEED,INPUT | 1 | |
| | 11 | 3170104601 | THRUST WASHER RETAINER | 1 | 4TH |
| | 12 | 3313620101 | NEEDLY ROLLER BEARING | 1 | 5TH |
| | 13 | 3170107601 | RING-5TH SPEED SYNCHRONIZING | 1 | |
| | 14 | 3170106001 | SYNCHRONIZER ASSEMBLY | 1 | 3RD,4TH |
| | 15 | 3170107005 | SYNCHRONIZER ASSEMBLY | 1 | 5TH |