



Product catalogue 2006 / 2007

Systems and components
for modern commercial
vehicles



Product catalogue 2006 / 2007

We are pleased to present our new product catalogue. The current catalogue shows our range of products and the corresponding spare parts. Special models are available on request.

As one of the largest European suppliers to car and commercial vehicle manufacturers, the name GF Automotive and in particular Georg Fischer Verkehrstechnik is synonymous with quality and safety in road transport.

Fifth wheels and TRILEX® wheels are produced in our own German foundries using modern technology and state-of-the-art casting techniques.

In addition to our established products, we would like to present our latest product, the first automatic container locking mechanism, RECOLOCK®. Information about this product can be found in the chapter entitled RECOTEC®.

Further information about our company and product range as well as the online catalogue in various languages can be found on our homepage: www.vkt.georgfischer.com. If desired, the catalogue is also available on CD-ROM at request.

Products and spare parts can be purchased directly from national dealers and agents. The contact addresses are listed in the catalogue and on our website.

Georg Fischer Verkehrstechnik GmbH

B. Frauenfelder

Beat Frauenfelder
Managing director



NEW
Fifth wheels

5



Mounting plates

75



NEW
Slider

81



Airflex / Lectroflex

92



Anti-theft lock

96



Steering wedge

97



Hubodometer

98



Grease cartridge

99



Kingpins

101



Ball Races

117



NEW
RECOLOCK®

121



TRILEX®-wheel system


125

Table of contents

Product catalogue 2006/2007	1
Georg Fischer Transportation Engineering.....	4
Fifth wheels.....	5
"PLUS" - new generation Fifth Wheel.....	5
up to 20t imposed load	7
SK-S 36.20 PLUS (standard)	7
Spare parts SK-S 36.20 PLUS	8
Repair kit for locking mechanism and wear ring	10
Repair kit for bearings	10
SK-S 36.20 PLUS W (low maintenance)	11
Spare parts SK-S 36.20 PLUS W	12
Repair kit for wear plate	14
Repair kit for locking mechanism.....	14
Repair kit for bearings	14
SK-S 36.20 PLUS S RECOSS®.....	15
SK-S 36.20 PLUS A RECOHITCH®	21
SK-S 36.20 PLUS D (direct mounting).....	23
Spare parts SK-S 36.20 PLUS D	24
SK-S 36.20 PLUS DW.....	27
Spare parts SK-S 36.20 PLUS DW.....	28
SK-S 36.20 PLUS V (mounting angles).....	31
Spare parts SK-S 36.20 PLUS V	32
SK-S 36.20 PLUS VW (low maintenance)	35
Spare parts SK-S 36.20 PLUS VW	36
SK-S 36.20 PLUS H (dual height)	39
Spare parts SK-S 36.20 PLUS H.....	44
GES 20 (Steel-pressed fifth wheel)	46
up to 36t imposed load	47
SK-HD 38.36	47
Spare parts SK-HD 38.36 from serial no. 40001301	48
Spare parts SK-HD 38.36 up to serial no. 40001300.....	50
SK-HD 38.36 G (off-road use).....	53
Spare parts SK-HD 38.36 G from serial no. 40001301.....	54
Spare parts SK-HD 38.36 G up to serial no. 40001300	56
up to 3t imposed load	58
SK-L 26.3	58
Spare parts SK-L 26.3	59
Spare parts for previous models.....	61
With the original for the original	61
Spare parts SK-S 36.20 (phased-out range)	62
RECOSS® 2-sensor safety system for SK-S 36.20	64
Spare parts SK-S 36.20 V (long mounting angles).....	66
Spare parts SK-S 36.20 H / SK-S 36.22 H	68
Spare parts SK-S 36.22	70
Spare parts SK-S 36.22 W	72
Spare parts SK-S 36.22 V / FSK 200 Vo.1	74
Spare parts SK-V 36.14.5	76
Spare parts SK-M 32	78
Mounting plates	79
Mounting plates without pre-drilled holes	79
Mounting plates with predrilled holes	82
Mounting kits	83
Sliders	85
Slider SK-V 20	85
Spare parts SK-V 20	88
Slider SK-V 20 (pneumatic)	90
Slider SK-V 22	92
Mounting kits	94
Accessories	96
Airflex (new range)	96
Lectroflex (new range).....	97
Airtubes (phased-out range)	98
Lectrotubes (phased-out range)	99
Anti-theft lock	100
Steering wedge	101

Hubodometer	102
Grease cartridge for SK-S 36.20 W	103
Kingpins	105
Kingpins overview	105
Kingpins 50 mm (2")	108
KZ 108, 119, 117, 491	108
KZ 600, 601, 602, 630	109
KZ 046, 173, 174	110
KZ 057, 074, 171	111
KZ 052	112
KZ 604	113
Kingpins 90 mm (3½")	114
KZ 603	114
KZ 170, 241, 304	115
KZ 605, 606, 607	116
KZ 082	117
KZ 083	118
Fitting instructions	119
Gauge	120
King pin adaptor	121
Ball Races for drawbar trailers	123
RECOTEC®	127
RECOLOCK® Automatic container locking mechanism	127
RECOLOCK® F (fixed)	130
TRILEX® wheel system	131
TRILEX® - the universal wheel system	131
Tyre and rim combinations	134
TRILEX® wheelspiders	136
TRILEX® adaptors	137
Rims	138
Spacing rings	139
Bolts	140
Clamps	141
Nuts and sundries for TRILEX® wheels	142
Valves for TUBLEX® and UNILEX® rims	143
Tools	144
Reference lists for wheelspiders / adaptors	145
General Terms of Sale	148
Sales contact	150

Georg Fischer Verkehrstechnik Competence in transport engineering



Mobility

People are increasingly mobile, and they have ever greater demands for comfort and safety in their vehicles. With its highly stressable cast parts made of light metal and iron, GF Automotive makes it possible to build commercial vehicles that are both light-weight and safe.

Fifth Wheels

Georg Fischer Fifth Wheels are always in the Plus



Fifth wheels - Key components of modern commercial vehicles


Did you know that a truck has five wheels? However, the so-called fifth wheel is of much greater importance than one would suppose: This key component is the only mechanical link between semi-trailer and tractor. The task of the fifth wheel, in conjunction with the kingpin is to ensure a positive connection between the tractor and trailer, that can withstand all of the forces and the relative turning and torsional movements in the combination.

Georg Fischer fifth wheels have a long service life, low-maintenance requirement, are easy to operate and relatively light. They weigh about 30 kilograms less than comparable products on the market. The few wearing parts of the fifth wheel are made from high-strength materials; if required, they can be replaced within about 20 minutes. The spheroidal graphite cast iron fifth wheels are available for kingpins with 2 or 3.5 inch diameter with imposed loads between 3000 and 36 000 kilograms. They are available in various mounting heights. Dual height and slider versions are available. With its low-maintenance design, Georg Fischer supports the efforts of fleet managers to reduce the maintenance costs for their trucks and protect the environment.

The Fifth wheels leading light

All over the world, commercial vehicle manufacturers are continuously striving to make the main components of their vehicles lighter to save fuel and increase payload. Cast components offer such opportunities.

The optimised spheroidal graphite cast iron SK-S 36.20 PLUS fifth wheel is 8 kilograms lighter. The Plus is the lightest approved 20-ton fifth wheel of its category. Plus also stands for a number of options, such as the RECOSS® safety system. The operation and status of the fifth wheel is monitored with sensors.



Instruction

Specifications regarding load capacity are applicable for operation on sealed roads and transport conditions common to central Europe. Please consult us if operating conditions differ.

We reserve the right to make modifications in dimensions and design if necessary.

Additional product designs and versions are available. We will gladly provide assistance in selecting and composing your order.

Mounting

Observe instructions provided by Georg Fischer and the vehicle manufacturer as well as all relevant laws and regulations. Fifth wheels may be subject to approval by a governmental body!

Operation and maintenance

Follow operating instructions as provided by Georg Fischer and affixed to the fifth wheels.

Original repair kits

All of the movable wear-parts in the fifth wheels are quickly and easily replaced. Use only original Georg Fischer spare parts, available as purpose made repair kits designed to fit the corresponding type of fifth wheel.

SK-S 36.20 PLUS (standard)

The lightweight, cast 20t fifth wheel

- Weight optimised fifth wheel
- Dead weight reduced by 8 kg
- Reliable and robust
- Single-handed operation
- Automatic safety lock
- Simple and safe wear adjustment
- Permanent, maintenance-free bearings
- Optimised lubrication channels for effective grease flow
- Connections for central lubrication



Technical data

Automatic locking

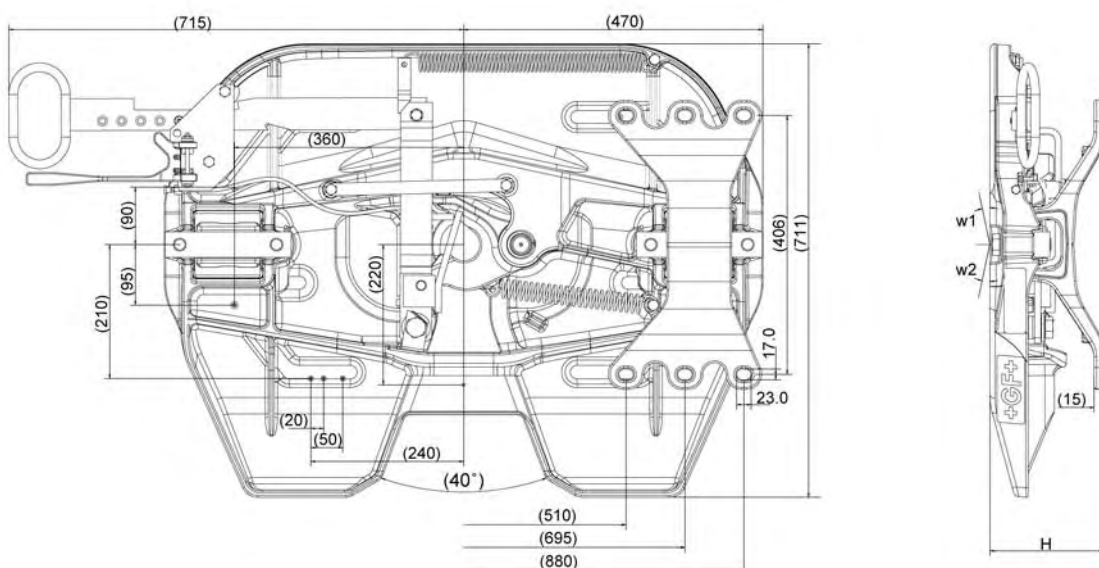
Type	Lock size	Overall height	Imposed load	D-value	Weight	Angle of inclination	Order no.
	inch					mm	
SK-S 36.20 PLUS	2"	128*	20	152	116	8° / 8°	662 129 046
SK-S 36.20 PLUS	2"	150	20	152	116	8° / 13°	662 129 047
SK-S 36.20 PLUS	2"	185	20	152	119	17° / 26°	662 129 048
SK-S 36.20 PLUS	2"	225	20	152	121	23° / 30°	662 129 031
SK-S 36.20 PLUS	2"	250	20	152	131	29° / 42°	662 129 049

Locking with carabiner hook

Type	Lock size	Overall height	Imposed load	D-value	Weight	Angle of inclination	Order no.
	inch					mm	
SK-S 36.20 PLUS	2"	128*	20	152	116	8° / 8°	662 129 026
SK-S 36.20 PLUS	2"	150	20	152	116	8° / 13°	662 129 027
SK-S 36.20 PLUS	2"	185	20	152	119	17° / 26°	662 129 028
SK-S 36.20 PLUS	2"	225	20	152	121	23° / 30°	662 129 030
SK-S 36.20 PLUS	2"	250	20	152	131	29° / 42°	662 129 029

- * Tilt angle in accordance with ISO 1726 for height 128 mm is only guaranteed with our mounting plate MP 486
- Approved for forced steering
- EU test no.: e 1-00-0218
- Type approval, Germany: M 5134

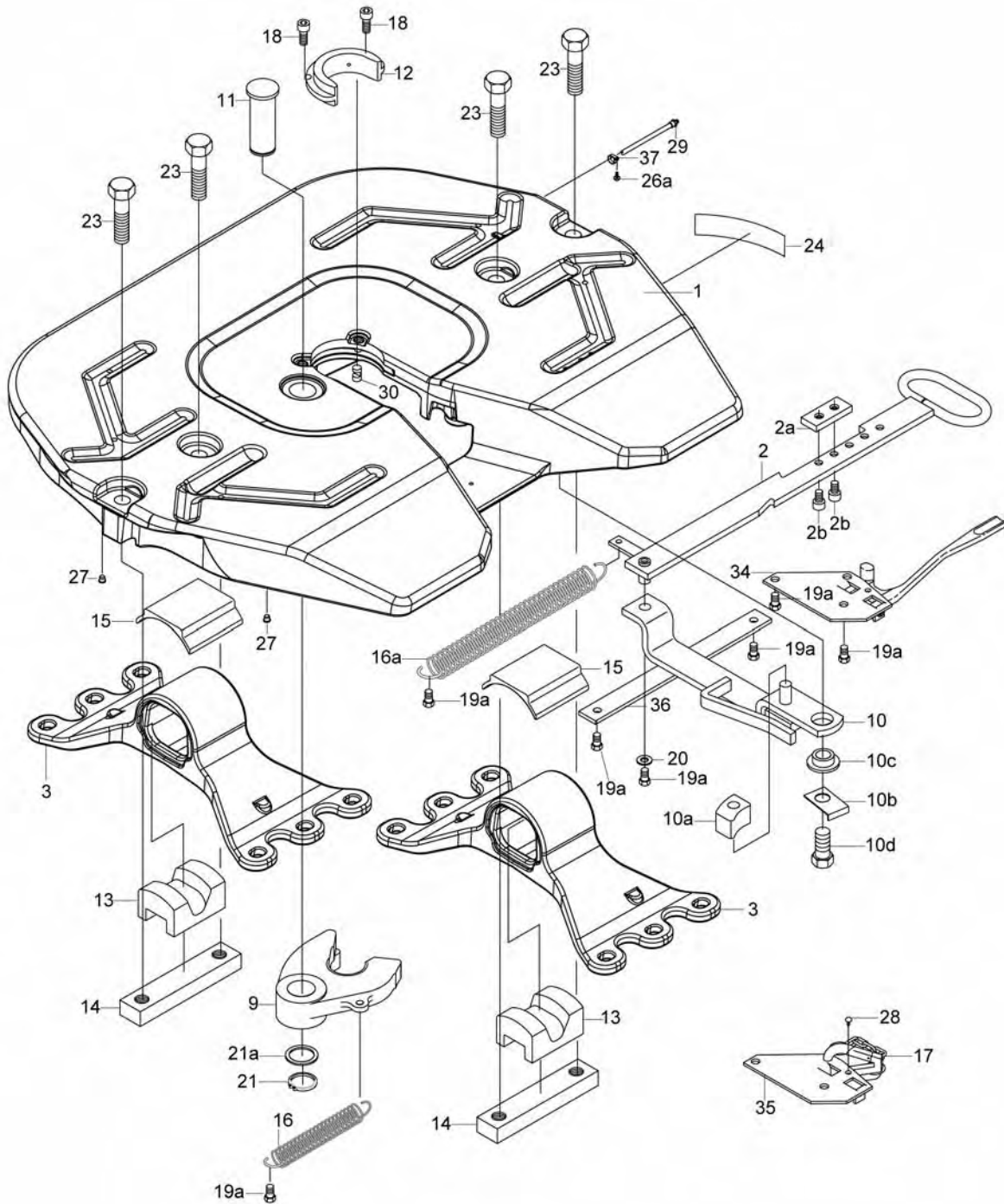
Dimensions



Mounting hole pattern according to DIN 74081
Subject to modifications in dimensions and design

Spare parts SK-S 36.20 PLUS

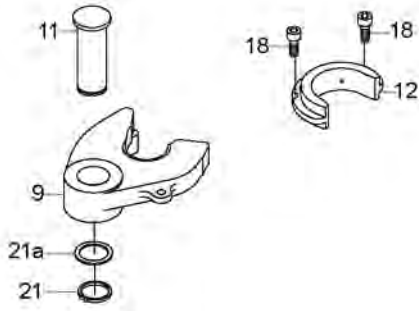
The spare parts for the SK-S 36.20 PLUS are fully compatible with the SK-S 36.20.
 Repair kits also apply to SK-S 36.20 PLUS D.



Item	Component (price per piece)	Serial no.	Pcs.	Order no.
	Repair kit for locking mechanism and bearings	13000 - ...		662 101 493
	Repair kit for locking mechanism and bearings	0 - 12999		662 101 477
	Repair kit for locking mechanism (9, 11, 12, 18, 21)	13000 - ...		662 101 492
	Repair kit for locking mechanism (9, 11, 12, 18, 21)	0 - 12999		662 101 475
	Repair kit for bearings (13, 15, 23)			662 101 473
	Repair kit for wear ring (12,18)	13000 - ...		662 101 566
	Repair kit for wear ring (12,18)	0 - 12999		662 101 565

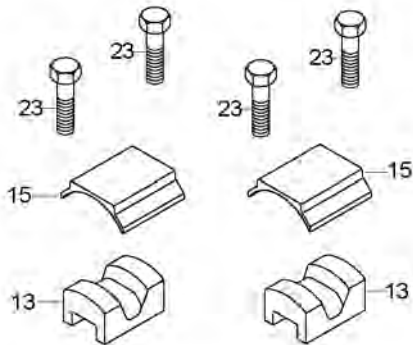
Item	Component (price per piece)	Serial no.	Pcs.	Order no.
1	Fifth wheel plate (PLUS)		1	662 129 471
2	Operating handle, complete (2a, 2b)	13000 - ...	1	662 129 166
2	Operating handle	12000 - 12999	1	662 129 146
2	Operating handle	0 - 11999	1	662 129 130
2a	Adjustment plate	13000 - ...	1	662 129 158
2a	Adjustment plate	0 - 12999	1	662 129 133
2b	Cap bolt	13000 - ...	2	659 112 371
2b	Cap bolt	0 - 12999	1	659 100 017
3	Mounting bracket 128 mm		2	662 129 383
3	Mounting bracket 150 mm		2	662 129 484
3	Mounting bracket 185 mm		2	662 129 485
3	Mounting bracket 225 mm		2	662 129 389
3	Mounting bracket 250 mm		2	662 129 386
9	Coupler jaw		1	662 129 134
10	Locking hook	13000 - ...	1	662 129 156
10	Locking hook	12000 - 12999	1	662 129 143
10	Locking hook	0 - 11999	1	662 129 129
10a	Stopper		1	662 129 381
10b	Locking plate		1	662 129 387
10c	Bush		1	662 129 374
10d	Hex. bolt		1	662 129 600
11	Pin		1	662 129 375
12	Wear ring	13000 - ...	1	662 129 377
12	Wear ring	0 - 12999	1	662 129 373
13	Rubber damper		2	662 114 110
14	Tensioning bar		2	662 129 388
15	Bearing insert		2	662 130 101
16	Tension spring		1	662 126 411
16a	Tension spring		1	662 129 317
17	Carabiner hook with chain		1	662 100 574
18	Cap bolt	13000 - ...	2	659 112 372
18	Cap bolt	0 - 12999	2	662 126 155
19a	Hex. bolt	13000 - ...	7	659 112 359
19a	Hex. bolt	0 - 12999	5	662 126 172
20	Washer		1	662 126 175
21	Circlip		1	659 100 027
21a	Supporting washer		1	659 100 026
23	Hex. bolt		4	662 129 606
24	Manufacturer's plate		1	659 120 380
26	Rivet		2	662 126 173
26a	Rivet		1	662 126 179
27	Plastic plug	13000 - ...	4	662 126 223
27	Plastic plug	0 - 12999	2	662 126 223
28	Hammer rivet		1	662 126 151
29	Lubrication tube	13000 - ...	1	659 144 106
30	Grease plug	13000 - ...	1	662 129 380
34	Automatic latch		1	662 129 153
35	Safety flange for carabiner hook	12000 - ...	1	662 129 147
35	Safety flange for carabiner hook	0 - 11999	1	662 129 376
36	Guide plate		1	662 129 144
37	Lock nut		1	659 100 029
38	Hex. bolt	0 - 12999	2	662 111 202
	Lock nut (not shown)	0 - 12999	1	662 126 176
	Grease nipple (not shown)	0 - 12999	1	662 126 224
	Eyebolt (not shown)	0 - 12999	1	662 126 465
	Plastic plug (not shown)	0 - 12999	4	662 129 393

Repair kit for locking mechanism and wear ring



Item	Component (price per piece)	Serial no.	Pcs.	Order no.
	Repair kit for locking mechanism (9, 11, 12, 18, 21)	13000 - ...		662 101 492
	Repair kit for locking mechanism (9, 11, 12, 18, 21)	0 - 12999		662 101 475
	Repair kit for wear ring (12,18)	13000 - ...		662 101 566
	Repair kit for wear ring (12,18)	0 - 12999		662 101 565
9	Coupler jaw		1	662 129 134
11	Pin		1	662 129 375
12	Wear ring	13000 - ...	1	662 129 377
12	Wear ring	0 - 12999	1	662 129 373
18	Cap bolt	13000 - ...	2	659 112 372
18	Cap bolt	0 - 12999	2	662 126 155
21	Circlip		1	659 100 027
21a	Supporting washer		1	659 100 026

Repair kit for bearings



Item	Component (price per piece)	Pcs.	Order no.
	Repair kit for bearings (13, 15, 23)		662 101 473
13	Rubber damper	2	662 114 110
15	Bearing insert	2	662 130 101
23	Hex. bolt	4	662 129 606

SK-S 36.20 PLUS W (low maintenance)

The lightweight, low maintenance cast 20t fifth wheel

- Weight optimised fifth wheel
- Dead weight reduced by 8 kg
- Designed for highway application
- Less grease consumption*
- Plastic wear plates easy to change
- Central lubrication system connection not required
- Single-handed operation
- Automatic safety lock
- Simple and safe wear adjustment
- Permanent, maintenance-free bearings



* For automatic lubrication of the locking mechanism, we recommend the use of our grease dispenser with adaptor.

Technical data

Automatic locking

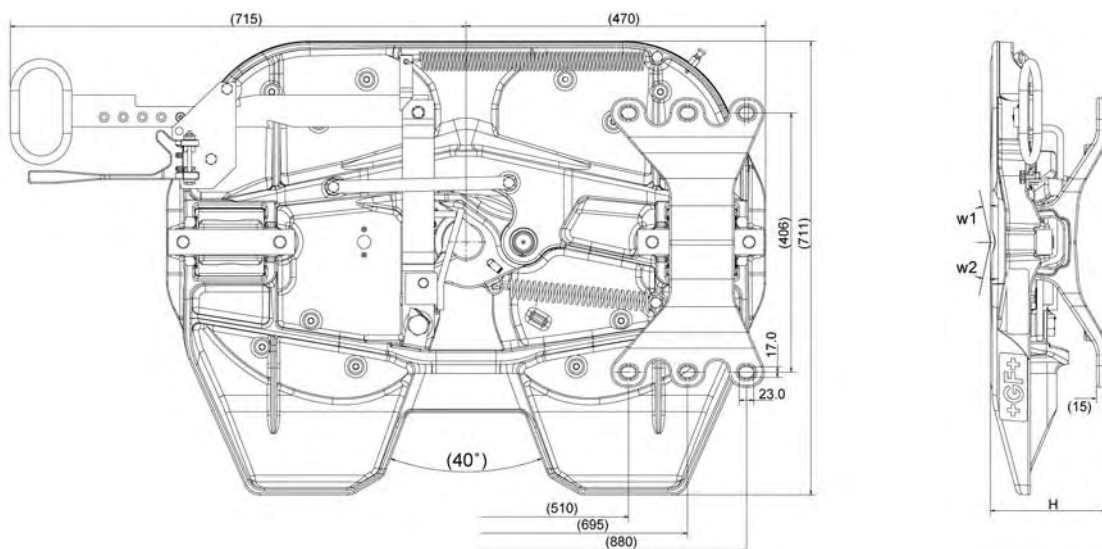
Type	Lock size	Overall height	Imposed load	D-value	Weight	Angle of inclination	Order no.
	inch	mm	t	kN	kg	degree (w1/w2)	
SK-S 36.20 PLUS W	2"	128*	20	152	116	8° / 8°	662 131 011
SK-S 36.20 PLUS W	2"	150	20	152	116	8° / 13°	662 131 012
SK-S 36.20 PLUS W	2"	185	20	152	119	17° / 26°	662 131 013
SK-S 36.20 PLUS W	2"	225	20	152	121	23° / 30°	662 131 042
SK-S 36.20 PLUS W	2"	250	20	152	131	29° / 42°	662 131 014

Locking with carabiner hook

Type	Lock size	Overall height	Imposed load	D-value	Weight	Angle of inclination	Order no.
	inch	mm	t	kN	kg	degree (w1/w2)	
SK-S 36.20 PLUS W	2"	128*	20	152	116	8° / 8°	662 131 005
SK-S 36.20 PLUS W	2"	150	20	152	116	8° / 13°	662 131 006
SK-S 36.20 PLUS W	2"	185	20	152	119	17° / 26°	662 131 007
SK-S 36.20 PLUS W	2"	225	20	152	121	23° / 30°	662 131 045
SK-S 36.20 PLUS W	2"	250	20	152	131	29° / 42°	662 131 008

- * Tilt angle in accordance with ISO 1726 for height 128 mm is only guaranteed with our mounting plate MP 486
- Approved for forced steering
- EU test no.: e 1-00-0218

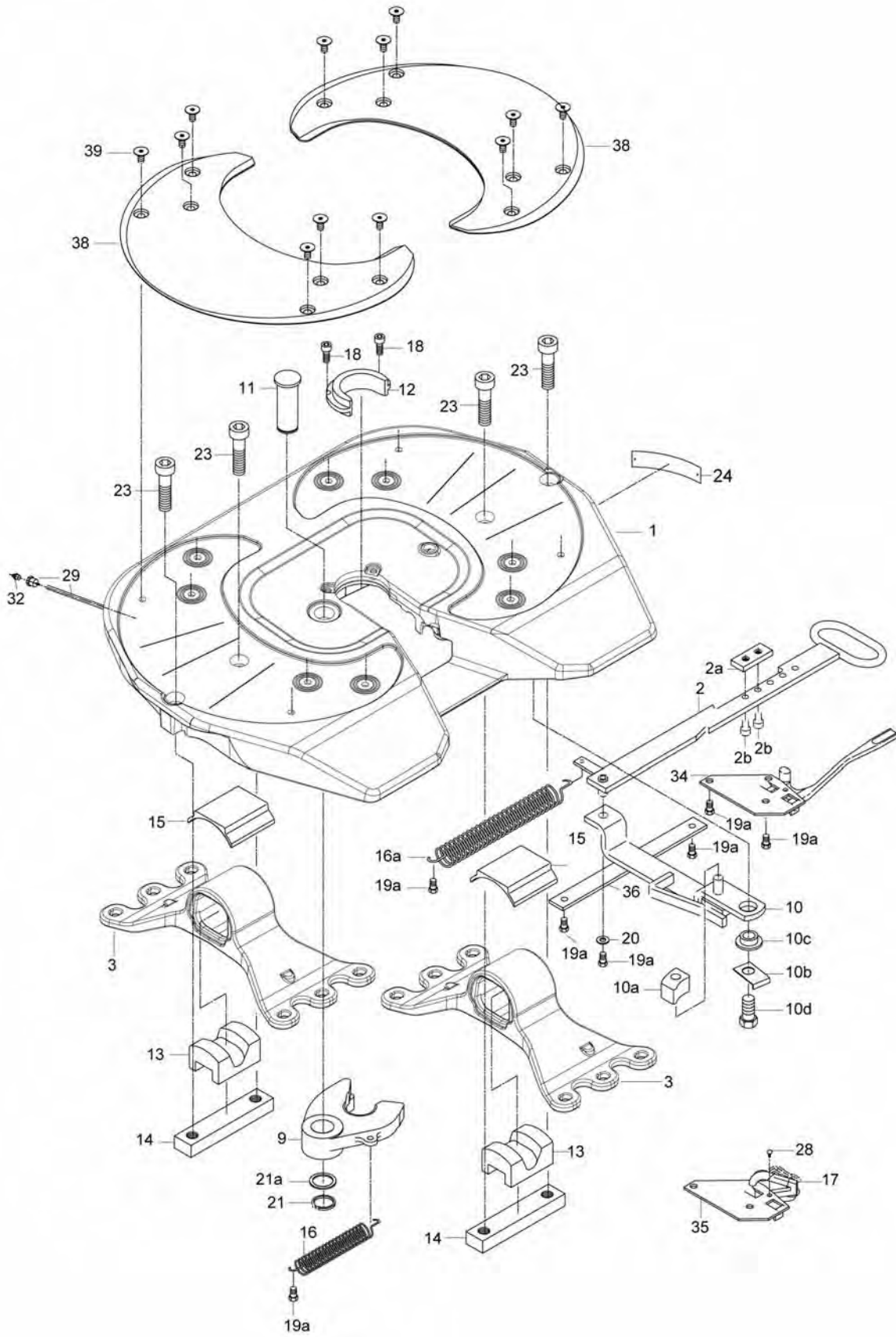
Dimensions



Mounting hole pattern according to DIN 74081
Subject to modifications in dimensions and design

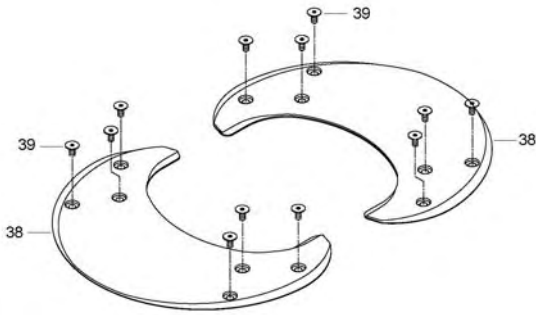
Spare parts SK-S 36.20 PLUS W

The spare parts for the SK-S 36.20 PLUS W are fully compatible with the SK-S 36.20 W.
Repair kits also apply to SK-S 36.20 PLUS DW.



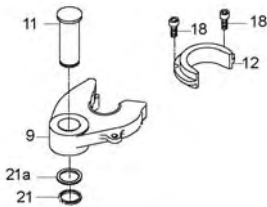
Item	Component (price per piece)	Serial no.	Pcs.	Order no.
	Repair kit for locking mechanism and bearings (9,11,12,13,15,18,21,23)			662 101 516
	Repair kit for locking mechanism (9,11,12,18,21)			662 101 517
	Repair kit for bearings (13,15,23)			662 101 518
	Repair kit for wear plate (38, 39)			662 101 469
	Repair kit for wear ring (12, 18)			662 101 534
1	Fifth wheel plate (PLUS)		1	662 131 471
2	Operating handle, complete (incl. 2a, 2b)		1	662 129 166
2a	Adjustment plate		1	662 129 158
2b	Cap bolt		2	659 112 371
3	Mounting bracket 128 mm		2	662 129 383
3	Mounting bracket 150 mm		2	662 129 484
3	Mounting bracket 185 mm		2	662 129 485
3	Mounting bracket 225 mm		2	662 129 389
3	Mounting bracket 250 mm		2	662 129 386
9	Coupler jaw		1	662 131 107
10	Locking hook		1	662 129 156
10a	Stopper		1	662 129 381
10b	Locking plate		1	662 129 387
10c	Bush		1	662 129 374
10d	Hex. bolt		1	662 129 600
11	Pin		1	662 129 375
12	Wear ring		1	662 131 114
13	Rubber damper		2	662 114 110
14	Tensioning bar		2	662 129 388
15	Bearing insert		2	662 130 101
16	Tension spring		1	662 126 411
16a	Tension spring		1	662 129 317
17	Carabiner hook with chain		1	662 100 574
18	Cap bolt		2	659 112 372
19a	Hex. bolt		7	659 112 359
20	Washer		1	662 126 175
21	Circlip		1	659 100 027
21a	Supporting washer		1	659 100 026
23	Cap bolt		4	659 112 365
24	Manufacturer's plate		1	659 120 380
26	Rivet		2	662 126 173
28	Hammer rivet		1	662 126 151
29	Lubrication tube	35178 - ...	1	659 144 146
29	Lubrication tube	0 - 35177	1	659 144 106
32	Grease nipple	35178 - ...	1	662 126 224
34	Automatic latch		1	662 129 153
35	Safety flange		1	662 129 147
36	Guide plate		1	662 129 144
38	Wear plate		2	662 131 103
39	Flanged screw		12	662 130 114

Repair kit for wear plate



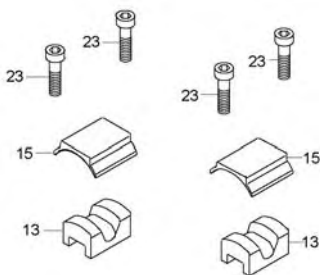
Item	Component (price per piece)	Pcs.	Order no.
	Repair kit for wear plate (38, 39)		662 101 469
38	Wear plate	2	662 131 103
39	Flanged screw	12	662 130 114

Repair kit for locking mechanism



Item	Component (price per piece)	Pcs.	Order no.
	Repair kit for locking mechanism (9,11,12,18,21)		662 101 517
	Repair kit for wear ring (12, 18)		662 101 534
9	Coupler jaw	1	662 131 107
11	Pin	1	662 129 375
12	Wear ring	1	662 131 114
18	Cap bolt	2	659 112 372
21	Circlip	1	659 100 027
21a	Supporting washer	1	659 100 026

Repair kit for bearings



Item	Component (price per piece)	Pcs.	Order no.
	Repair kit for bearings (13,15,23)		662 101 518
13	Rubber damper	2	662 114 110
15	Bearing insert	2	662 130 101
23	Cap bolt	4	659 112 365

Mobility

**SK-S 36.20 PLUS
RECOSS®**

People are increasingly mobile, and they have ever greater demands for comfort and safety in their vehicles. With its highly stressable cast parts made of light metal and iron, GF Automotive makes it possible to build commercial vehicles that are both light-weight and safe.

RECOSS® Safety Sensor System

Remote Controlled Safety System

Optimum Coupling

The competitive situation in the transport sector is coming to a head, like everywhere else. Cost optimisation is required in all areas. Nobody can afford to have trucks or drivers standing idle.

The proportion of articulated trucks in vehicle fleets is constantly increasing. One of the main components is the fifth wheel as link between semi-trailer and tractor. Its immunity to wear, its reliability and easy operation are essential for determining the perfect function of the articulated truck and therefore also its safety and economic efficiency.

To strengthen the weakest link in the chain, GF Automotive has developed RECOSS® (Remote Controlled Safety System).

Visible Safety

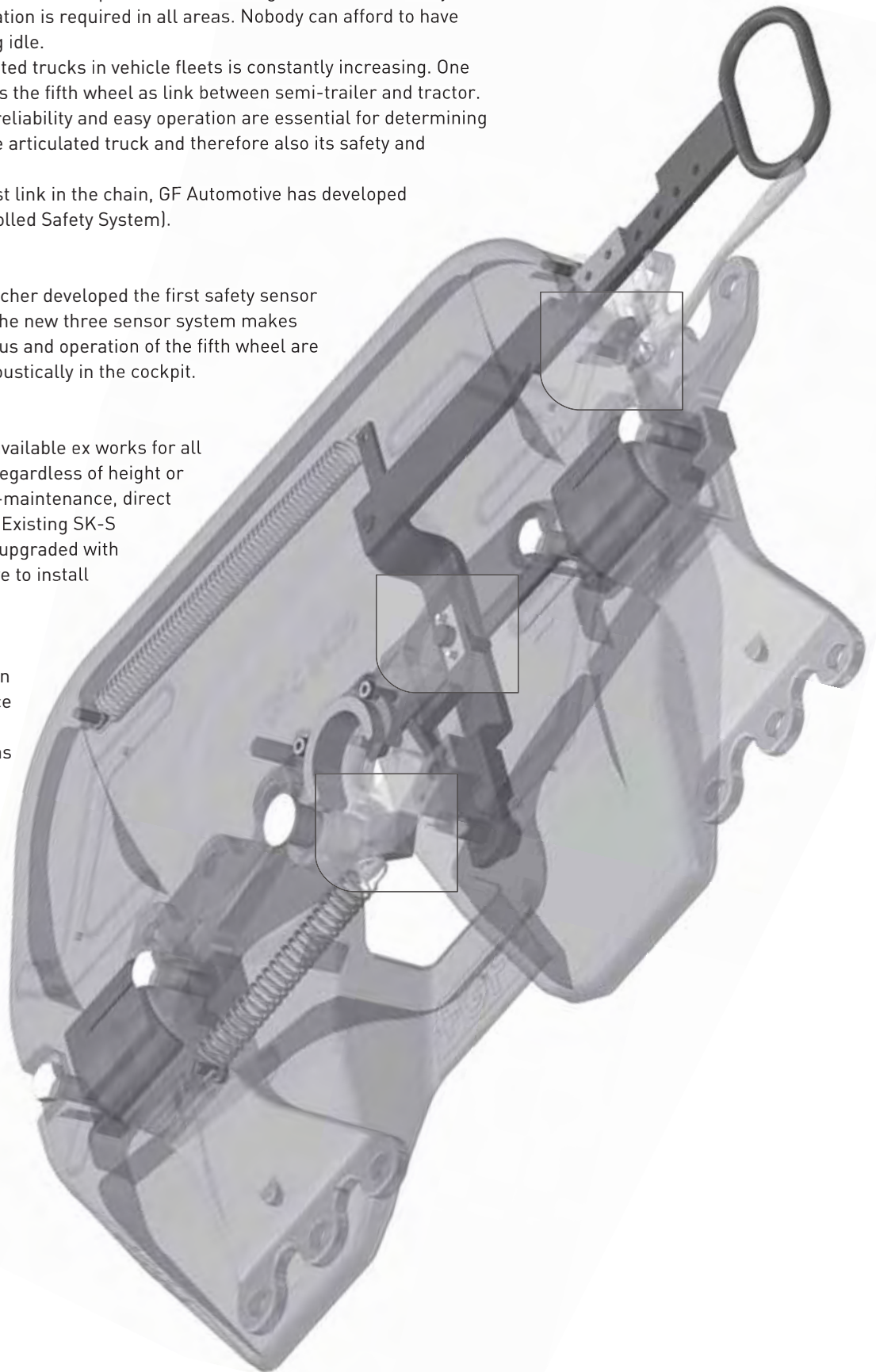
With RECOSS®, Georg Fischer developed the first safety sensor system for fifth wheels. The new three sensor system makes hitching even easier. Status and operation of the fifth wheel are displayed visually and acoustically in the cockpit.

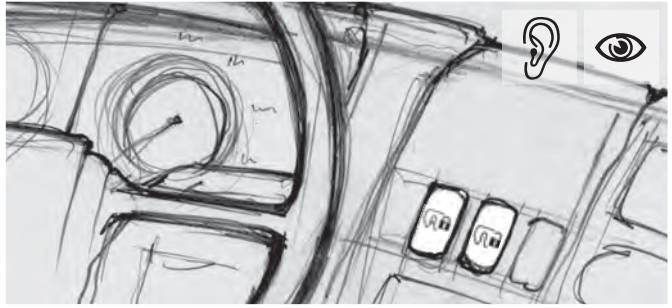
Perfect Safety

The RECOSS® system is available ex works for all SK-S 36.20 fifth wheels, regardless of height or specification such as low-maintenance, direct mounting or dual-height. Existing SK-S 36.20 fifth wheels can be upgraded with the easy and cost-effective to install RECOSS® retrofit kit.

Noticeable Lightweight

The SK-S 36.20 PLUS is an economically sound choice offering good value for money: The fifth wheel has few wearing parts and is extremely low-maintenance. The optimised spheroidal graphite cast iron fifth wheel weighs 8 kilograms less. The Plus is for the lightest approved 20-ton fifth wheel of its category.





Safety

It is the driver's duty to make sure that everything is engaged and locked correctly – after every coupling process and after every stop. RECOSS® gives the driver electronic assistance in doing this. This reduces the driver's stress considerably. Accidents and unnecessary idle time for vehicle repairs can be avoided.

A RECOSS® sensor indicates the correct hitching height. Two other sensors permanently monitor the condition of the fifth wheel. Any problems are displayed visually and acoustically in the cockpit – that means safe driving.



Sensors 1 and 2 on coupler jaw and automatic latch monitor the safe and correct condition of the fifth wheel on a permanent basis.



Sensor 3 monitors the distance between trailer plate and fifth wheel and ensures the correct position during hitching.



Comfort

RECOSS® enables the monitoring of the entire coupling process from the cab.

The driver does not have to leave the vehicle during bad weather to control the process. That saves time and makes work more pleasant – that means driving with comfort.



Economic efficiency

The SK-S 36.20 with RECOSS® is also the first choice from an economic point of view. A longer service life is the result of less wear parts and high-quality materials. The increase in comfort and safety with RECOSS® enhances the drivers performance and reduces idle time resulting from tractor faults – that means economic driving.

RECOSS® - The proven 3-sensor safety system

Audio and visual display function in driver's cab.



- RECOSS® is available for all models of the SK-S 36.20 PLUS fifth wheel.
- In addition, the RECOSS® installation kit is required to connect the RECOSS® system.

Model SK-S 36.20 PLUS S (standard)

Type	Overall height	Imposed load	D-value	Weight	Angle of inclination	Order no.
	mm	t	kN	kg	degree (w1/w2)	
SK-S 36.20 PLUS S	128*	20	152	116	8° / 8°	662 129 080
SK-S 36.20 PLUS S	150	20	152	116	8° / 13°	662 129 081
SK-S 36.20 PLUS S	185	20	152	119	17° / 26°	662 129 082
SK-S 36.20 PLUS S	225	20	152	121	23° / 30°	662 129 089
SK-S 36.20 PLUS S	250	20	152	131	29° / 42°	662 129 083

- * Tilt angle in accordance with ISO 1726 for height 128 mm is only guaranteed with our mounting plate MP 486.
- EU test no.: e1-00-0218

Model SK-S 36.20 PLUS WS (low maintenance)

Type	Overall height	Imposed load	D-value	Weight	Angle of inclination	Order no.
	mm	t	kN	kg	degree (w1/w2)	
SK-S 36.20 PLUS WS	128*	20	152	116	8° / 8°	662 131 080
SK-S 36.20 PLUS WS	150	20	152	116	8° / 13°	662 131 081
SK-S 36.20 PLUS WS	185	20	152	119	17° / 26°	662 131 082
SK-S 36.20 PLUS WS	225	20	152	121	23° / 30°	662 131 083
SK-S 36.20 PLUS WS	250	20	152	131	29° / 42°	662 131 084

- * Tilt angle in accordance with ISO 1726 for height 128 mm is only guaranteed with our mounting plate MP 486.
- EU test no.: e1-00-0218

Model SK-S 36.20 PLUS DS (direct mounting)

Type	Overall height	Imposed load	D-value	Weight	Angle of inclination	Order no.
	mm	t	kN	kg	degree (w1/w2)	
SK-S 36.20 PLUS DS	148*	20	152	126*	9.5° / 13°	662 129 260
SK-S 36.20 PLUS DS	190	20	152	135	19° / 25°	662 129 261
SK-S 36.20 PLUS DS	225	20	152	143	24° / 30°	662 129 262

- * Additional vendor-specific mounting plate
- Please indicate vehicle type when placing orders (Mercedes-Benz, MAN, Iveco, DAF,...)
- EU test no.: e1-00-0218

Model SK-S 36.20 PLUS DWS (direct mounting, low maintenance)

Type	Overall height	Imposed load	D-value	Weight	Angle of inclination	Order no.
	mm	t	kN	kg	degree (w1/w2)	
SK-S 36.20 PLUS DWS	148*	20	152	126*	9.5° / 13°	662 131 075
SK-S 36.20 PLUS DWS	190	20	152	135	19° / 25°	662 131 076
SK-S 36.20 PLUS DWS	225	20	152	143	24° / 30°	662 131 077

- * Additional OEM specific mounting plate
- Please indicate vehicle type when placing orders (Mercedes-Benz, MAN, IVECO, DAF,...)
- EU test no.: e1-00-0218

Model SK-S 36.20 PLUS VS (Volvo mounting angles)

Type	Overall height	Imposed load	D-value	Weight	Angle of inclination	Length L	Order no.
	mm	t	kN	kg	degree (w1/w2)	mm	
SK-S 36.20 PLUS VS	160	20	152,3	146	13° / 15°	462,5	662 129 263
SK-S 36.20 PLUS VS	160	20	152,3	146	13° / 15°	437,5	662 129 264
SK-S 36.20 PLUS VS	200	20	152,3	150	20° / 23°	462,5	662 129 265
SK-S 36.20 PLUS VS	200	20	152,3	150	20° / 23°	437,5	662 129 266
SK-S 36.20 PLUS VS	230	20	152,3	153	24° / 30°	462,5	662 129 267
SK-S 36.20 PLUS VS	230	20	152,3	153	24° / 30°	437,5	662 129 268
SK-S 36.20 PLUS VS	160	20	152,3	146	13° / 15°	462,5	662 129 269
SK-S 36.20 PLUS VS	160	20	152,3	146	13° / 15°	437,5	662 129 270
SK-S 36.20 PLUS VS	200	20	152,3	150	20° / 23°	462,5	662 129 271
SK-S 36.20 PLUS VS	200	20	152,3	150	20° / 23°	437,5	662 129 272
SK-S 36.20 PLUS VS	230	20	152,3	153	24° / 30°	462,5	662 129 273
SK-S 36.20 PLUS VS	230	20	152,3	153	24° / 30°	437,5	662 129 274

- Angle of inclination in accordance with ISO 1726
- EU test no.: e1-00-0218

Model SK-S 36.20 PLUS VWS (Volvo mounting angles, low maintenance)

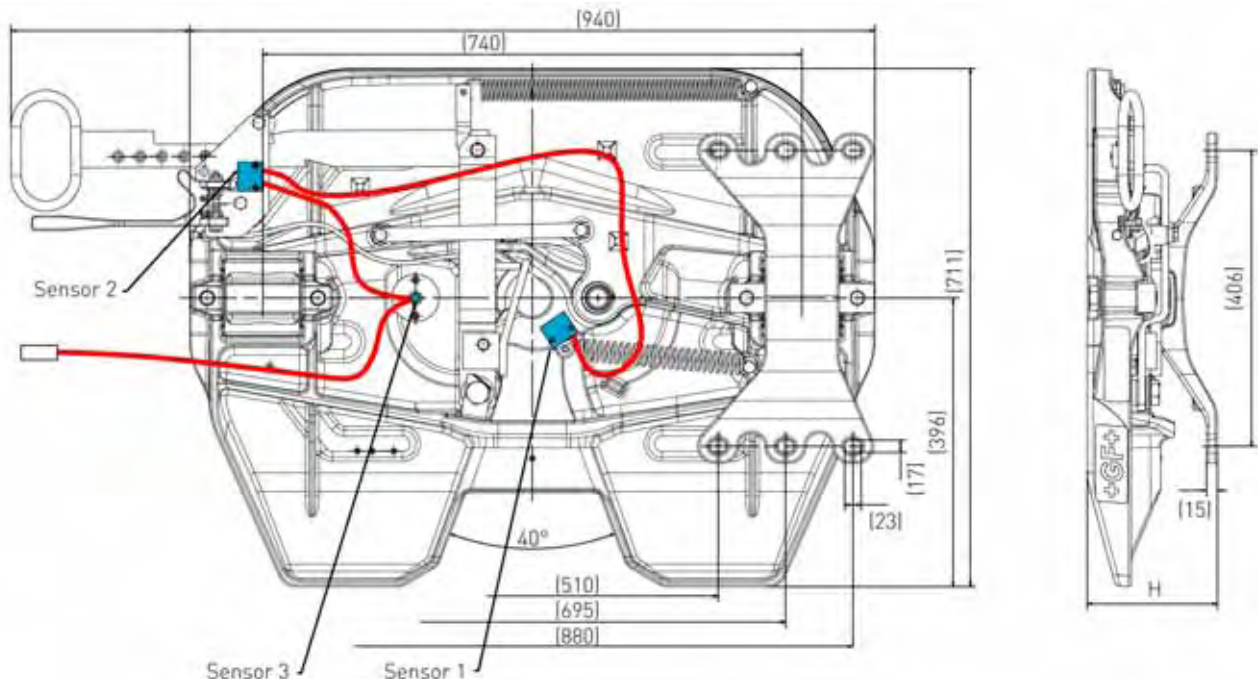
Type	Overall height	Imposed load	D-value	Weight	Angle of inclination	Length L	Order no.
	mm	t	kN	kg	degree (w1/w2)	mm	
SK-S 36.20 PLUS VWS	160	20	152,3	146	13° / 15°	462,5	662 131 093
SK-S 36.20 PLUS VWS	160	20	152,3	146	13° / 15°	437,5	662 131 094
SK-S 36.20 PLUS VWS	200	20	152,3	150	20° / 23°	462,5	662 131 096
SK-S 36.20 PLUS VWS	200	20	152,3	150	20° / 23°	437,5	662 131 097
SK-S 36.20 PLUS VWS	230	20	152,3	153	24° / 30°	462,5	662 131 098
SK-S 36.20 PLUS VWS	230	20	152,3	153	24° / 30°	437,5	662 131 099

- Angle of inclination in accordance with ISO 1726
- For automatic lubrication of the locking mechanism, we recommend the use of our grease dispenser with adaptor.
- EU test no.: e1-00-0218

Model SK-S 36.20 PLUS HS (Dual height fifth wheel)

- For RECOSS® order no. please see chapter SK-S 36.20 PLUS H.

Dimensions



RECOSS® installation kit

The installation kit contains all components for connecting a SK-S 36.20 PLUS S fifth wheel to the vehicle electronic system. Not included are the indicator lights which must be separately ordered from the respective vehicle manufacturer.

Item	Type	Note	Order no.
9-13	RECOSS® installation kit for all SK-S 36.20 PLUS S models	3 sensors, ADR suitable	662 129 415

RECOSS® conversion kit for SK-S 36.20 PLUS

All fifth wheel models of the SK-S 36.20 PLUS are prepared for retrofitting the new RECOSS® 3-sensor safety system. The conversion kit includes the installation kit, as well as all the necessary components except the indicator lights which must be separately ordered from the respective manufacturer.

Item	Type	Note	Order no.
1-13	RECOSS® conversion kit for SK-S 36.20 PLUS (complete)	contains installation kit	662 129 417

RECOSS® repair kits and spare parts



Item	Type	Note	Pcs.	Order no.
	Repair kit for lock mechanism SK-S 36.20 PLUS S / WS			662 101 718
	Repair kit for lock mechanism and bearings SK-S 36.20 PLUS S / WS			662 101 719
	Repair kit for sensors (3-sensor model)		1	662 129 427
1	Coupler jaw SK-S 36.20 PLUS S		1	662 129 161
1	Coupler jaw SK-S 36.20 PLUS WS		1	662 131 115
2	Circlip		1	659 100 027
3	Automatic latch, complete (3 sensors)			662 129 174
4	Bolts for lock mechanism (M10)		2	659 112 359
5	Cable clip		6	662 129 168
6	Bolts for coupler jaw sensor (M4)		2	659 112 376
7a	Bracket for fifth wheel plate sensor	please indicate serial no.	1	662 129 195
7a	Bracket for fifth wheel plate sensor	please indicate serial no.	1	662 129 488
7b	Star washer for sensor bracket 7a	please indicate serial no.	1	662 129 490
8	Bolts for top plate sensor (M6)		2	659 112 352
9	Wiring loom assembly 2 sensors (9a, 9b, 9c, 9d)			662 129 401
9a	Extension cable for control unit		1	662 129 504
9b	Adaptor cable for control unit		1	662 129 505
9c	Connecting cable for vehicle electronic system		1	662 129 503
9d	Connecting cable for power supply		1	662 129 501
10	Control unit (3-sensor, ADR/GGVS suitable)		1	662 129 400
11	Mounting adaptor for control unit		1	662 129 404
13	Cable tie		3	659 100 045
14	Labels for indicator lights		1	662 129 190

Mobility

SK-S 36.20 PLUS RECOHITCH®

People are increasingly mobile, and they have ever greater demands for comfort and safety in their vehicles. With its highly stressable cast parts made of light metal and iron, GF Automotive makes it possible to build commercial vehicles that are both light-weight and safe.

SK-S 36.20 PLUS A RECOHITCH®

Safety and convenience

SK-S 36.20 PLUS A RECOHITCH® automatises the opening of the fifth wheel, and together with our RECOSS® 3-sensor-system, increases the safety of your vehicle.

- Monitors the hitching process
- Reduces the risk of accidents
- Monitors the system permanently while driving



SK-S 36.20 PLUS A RECOHITCH® provides convenience with its pneumatically operated lock.

- Time is saved during every coupling process
- Fifth wheel is easy to open from driver's cab
- Mechanical operating function remains available at all times



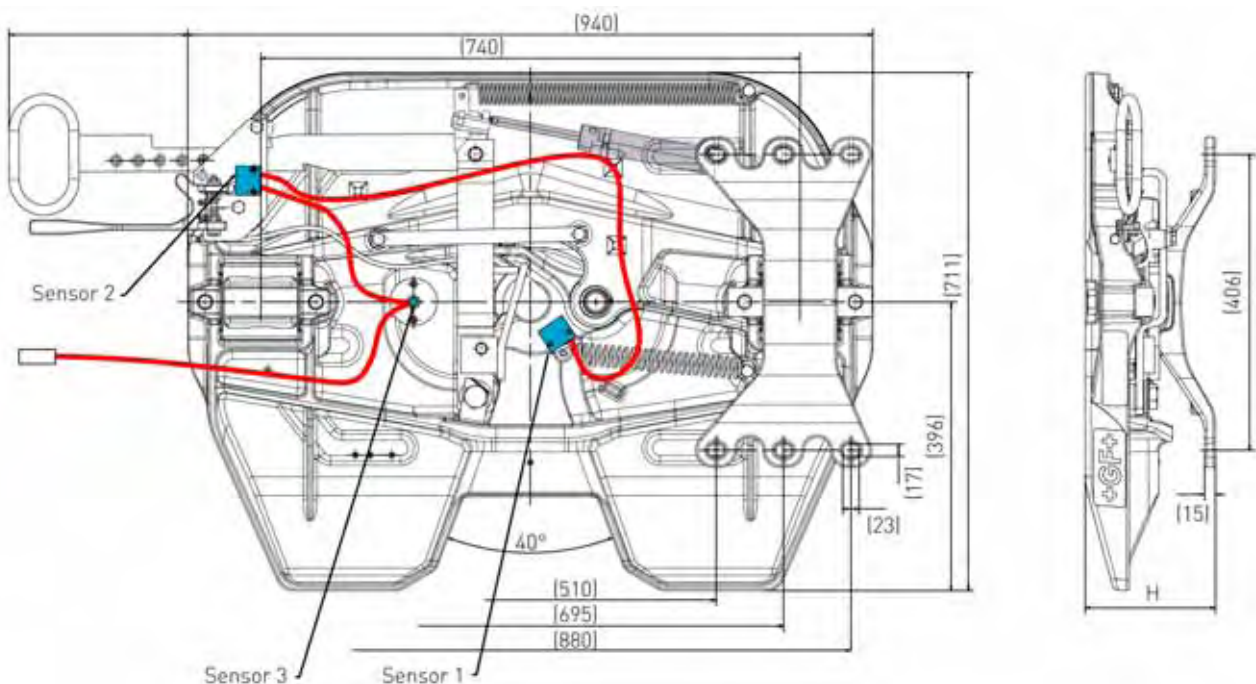
Audio and visual display in the driver's cab

Technical data

Type	Overall height	Imposed load	D-value	Weight	Angle of inclination	Order no.
	mm	t	kN	kg	degree (w1/w2)	
SK-S 36.20 PLUS A RECOHITCH®	128*	20	152	118	8° / 8°	662 129 091
SK-S 36.20 PLUS A RECOHITCH®	150	20	152	118	8° / 13°	662 129 092
SK-S 36.20 PLUS A RECOHITCH®	185	20	152	121	17° / 26°	662 129 093
SK-S 36.20 PLUS A RECOHITCH®	225	20	152	123	23° / 30°	662 129 094
SK-S 36.20 PLUS A RECOHITCH®	250	20	152	133	29° / 42°	662 129 094

- * Tilt angle in accordance with ISO 1726 for height 128 mm is only guaranteed with our mounting plate MP 486
- Approved for forced steering
- EU test no for control unit: e1-03-4695

Dimensions



Mounting hole pattern according to DIN 74081
Subject to modifications in dimensions and design

SK-S 36.20 PLUS D (direct mounting)

The compact, lightweight fifth wheel

The new lightweight fifth wheel, without mounting plate, for 2-axle 18t semi-trailer tractors for highway application.

- Easy to mount directly on the vehicle chassis
- Weight optimized fifth wheel: higher payload
- Single-handed operation
- Automatic safety lock
- Simple and safe wear adjustment
- Permanent, maintenance-free bearing
- Optimised lubrication channels for effective grease flow
- EU test no.: e1-00-0218



Technical data

Mercedes-Benz model

Type	Overall height	Imposed load	D-value	Weight	Angle of inclination	Locking mechanism	Order no.
	mm	t	kN	kg	degree (w1/w2)		
SK-S 36.20 PLUS D	148*	20	152	126*	9.5° / 13°	AS	662 129 200 01
SK-S 36.20 PLUS D	190	20	152	135	19° / 25°	AS	662 129 201 01
SK-S 36.20 PLUS D	225	20	152	143	24° / 30°	AS	662 129 202 01
SK-S 36.20 PLUS D	148*	20	152	126*	9.5° / 13°	KH	662 129 203 01
SK-S 36.20 PLUS D	190	20	152	135	19° / 25°	KH	662 129 204 01
SK-S 36.20 PLUS D	225	20	152	143	24° / 30°	KH	662 129 205 01

- * Additional vendor-specific mounting plate (12 mm / 39 kg)
- (AS) automatic locking / (KH) carabiner hook

MAN model

Type	Overall height	Imposed load	D-value	Weight	Angle of inclination	Locking mechanism	Order no.
	mm	t	kN	kg	degree (w1/w2)		
SK-S 36.20 PLUS D	148*	20	152	126*	9.5° / 13°	AS	662 129 200 02
SK-S 36.20 PLUS D	190	20	152	135	19° / 25°	AS	662 129 201 02
SK-S 36.20 PLUS D	225	20	152	143	24° / 30°	AS	662 129 202 02

- * Additional vendor-specific mounting plate (8 mm / 18 kg)

IVECO model

Type	Overall height	Imposed load	D-value	Weight	Angle of inclination	Locking mechanism	Order no.
	mm	t	kN	kg	degree (w1/w2)		
SK-S 36.20 PLUS D	148*	20	152	126*	9.5° / 13°	AS	662 129 200 03
SK-S 36.20 PLUS D	190	20	152	135	19° / 25°	AS	662 129 201 03
SK-S 36.20 PLUS D	225	20	152	143	24° / 30°	AS	662 129 202 03

- * Additional vendor-specific mounting plate (8 mm / 40 kg)

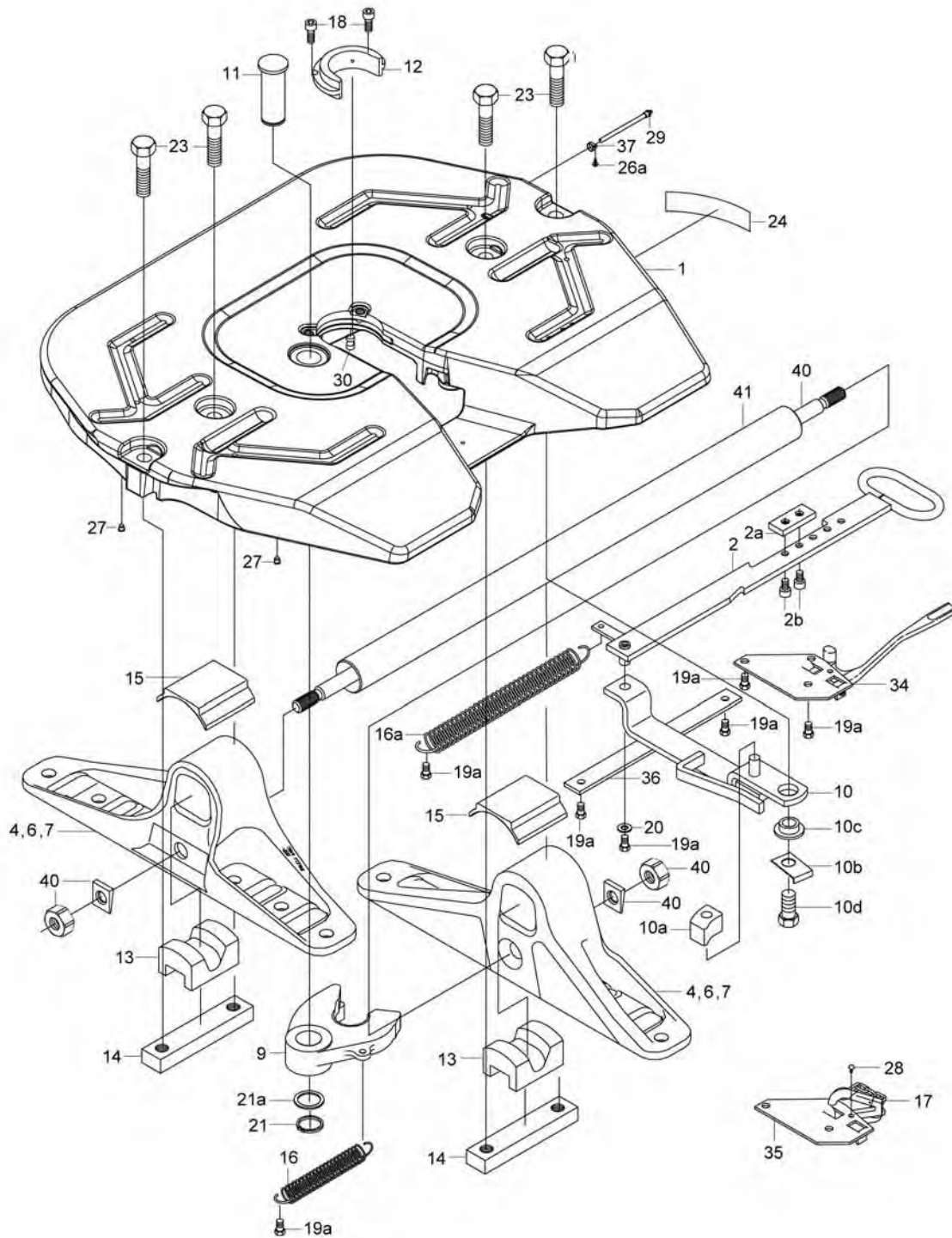
DAF model

Type	Overall height	Imposed load	D-value	Weight	Angle of inclination	Locking mechanism	Order no.
	mm	t	kN	kg	degree (w1/w2)		
SK-S 36.20 PLUS D	190	20	152	135	19° / 25°	AS	662 129 201 04
SK-S 36.20 PLUS D	225	20	152	143	24° / 30°	AS	662 129 202 04

Spare parts SK-S 36.20 PLUS D

Repair kits also apply to SK-S 36.20 PLUS standard model.

The spare parts for the SK-S 36.20 PLUS D are fully compatible with the parent version SK-S 36.20 D.



Item	Component (price per piece)	Model	Pcs.	Order no.
	Repair kit for locking mechanism and bearings (9,11,12,13,15,18,21,23)			662 101 493
	Repair kit for locking mechanism (9,11,12,18,21)			662 101 492
	Repair kit for bearings (13,15,23)			662 101 473
	Repair kit for wear ring (12,18)			662 101 566
1	Fifth wheel plate (PLUS)		1	662 129 471
2	Operating handle, complete			662 129 166
2a	Adjustment plate		1	662 129 158
2b	Cap bolt		2	659 112 371
4	Mounting bracket 148 mm	Mercedes-Benz	2	662 131 120
4	Mounting bracket 148 mm	MAN	2	662 131 121
4	Mounting bracket 148 mm	Iveco	2	662 131 122
4	Mounting bracket 148 mm	DAF	2	662 131 123
6	Mounting bracket 190 mm	Mercedes-Benz	2	662 131 125
6	Mounting bracket 190 mm	MAN	2	662 131 126
6	Mounting bracket 190 mm	Iveco	2	662 131 127
6	Mounting bracket 190 mm	DAF	2	662 131 128
7	Mounting bracket 225 mm	Mercedes-Benz	2	662 131 130
7	Mounting bracket 225 mm	MAN	2	662 131 131
7	Mounting bracket 225 mm	Iveco	2	662 131 132
7	Mounting bracket 225 mm	DAF	2	662 131 133
9	Coupler jaw		1	662 129 134
10	Locking hook complete		1	662 129 156
10a	Stopper		1	662 129 381
10b	Locking plate		1	662 129 387
10c	Bush		1	662 129 374
10d	Hex. bolt		1	662 129 600
11	Pin		1	662 129 375
12	Wear ring		1	662 129 377
13	Rubber damper		2	662 114 110
14	Tensioning bar		2	662 129 388
15	Bearing insert		2	662 130 101
16	Tension spring		1	662 126 411
16a	Tension spring		1	662 129 317
17	Carabiner hook with chain		1	662 100 574
18	Cap bolt		2	659 112 372
19a	Hex. bolt		7	659 112 359
20	Washer		1	662 126 175
21	Circlip		1	659 100 027
21a	Supporting washer		1	659 100 026
23	Hex. bolt		4	662 129 606
24	Manufacturer's plate		1	659 120 380
26	Rivet		2	662 126 173
26a	Rivet		1	662 126 179
27	Plastic plug		4	662 126 223
28	Hammer rivet		1	662 126 151
29	Lubrication tube complete		1	659 144 106
30	Grease plug		1	662 129 380
34	Automatic latch		1	662 129 153
35	Safety flange for carabiner hook		1	662 129 155
36	Guide plate		1	662 129 144
37	Lock nut		1	659 100 029
40	Tie rod complete		1	662 131 142
41	Strut Ø 51 mm,		1	662 131 143
41	Strut Ø 60.3 mm, for DAF model, height 225 mm		1	662 131 139

Notes

SK-S 36.20 PLUS DW

The compact, low maintenance, lightweight fifth wheel

The new lightweight fifth wheel, without mounting plate, for 2-axle 18t semi-trailer tractors for highway application

- Easy to mount directly on the vehicle chassis
- Weight optimized fifth wheel: higher payload
- Less grease consumption
- Plastic wear plates easy to change
- Single-handed operation
- Automatic safety lock
- Simple and safe wear adjustment
- Permanent, maintenance-free bearing
- EU test no.: e1-00-0218



For automatic lubrication of the locking mechanism, we recommend the use of our grease dispenser with adaptor.

Technical data

Mercedes-Benz model

Type	Overall height	Imposed load	D-value	Weight	Angle of inclination	Locking mechanism	Order no.
	mm	t	kN	kg	degree (w1/w2)		
SK-S 36.20 PLUS DW	148*	20	152	126*	9.5° / 13°	AS	662 131 016 01
SK-S 36.20 PLUS DW	190	20	152	135	19° / 25°	AS	662 131 017 01
SK-S 36.20 PLUS DW	225	20	152	143	24° / 30°	AS	662 131 018 01
SK-S 36.20 PLUS DW	148*	20	152	126*	9.5° / 13°	KH	662 131 019 01
SK-S 36.20 PLUS DW	190	20	152	135	19° / 25°	KH	662 131 020 01
SK-S 36.20 PLUS DW	225	20	152	143	24° / 30°	KH	662 131 021 01

- * Additional vendor-specific mounting plate (12 mm/ 39 kg)
- (AS) automatic locking / (KH) carabiner hook

MAN model

Type	Overall height	Imposed load	D-value	Weight	Angle of inclination	Locking mechanism	Order no.
	mm	t	kN	kg	degree (w1/w2)		
SK-S 36.20 PLUS DW	148*	20	152	126*	9.5° / 13°	AS	662 131 016 02
SK-S 36.20 PLUS DW	190	20	152	135	19° / 25°	AS	662 131 017 02
SK-S 36.20 PLUS DW	225	20	152	143	24° / 30°	AS	662 131 018 02

- * Additional vendor-specific mounting plate (8 mm/ 18 kg)

IVECO model

Type	Overall height	Imposed load	D-value	Weight	Angle of inclination	Locking mechanism	Order no.
	mm	t	kN	kg	degree (w1/w2)		
SK-S 36.20 PLUS DW	148*	20	152	126*	9.5° / 13°	AS	662 131 016 03
SK-S 36.20 PLUS DW	190	20	152	135	19° / 25°	AS	662 131 017 03
SK-S 36.20 PLUS DW	225	20	152	143	24° / 30°	AS	662 131 018 03

- * Additional vendor-specific mounting plate (8 mm/ 40 kg)

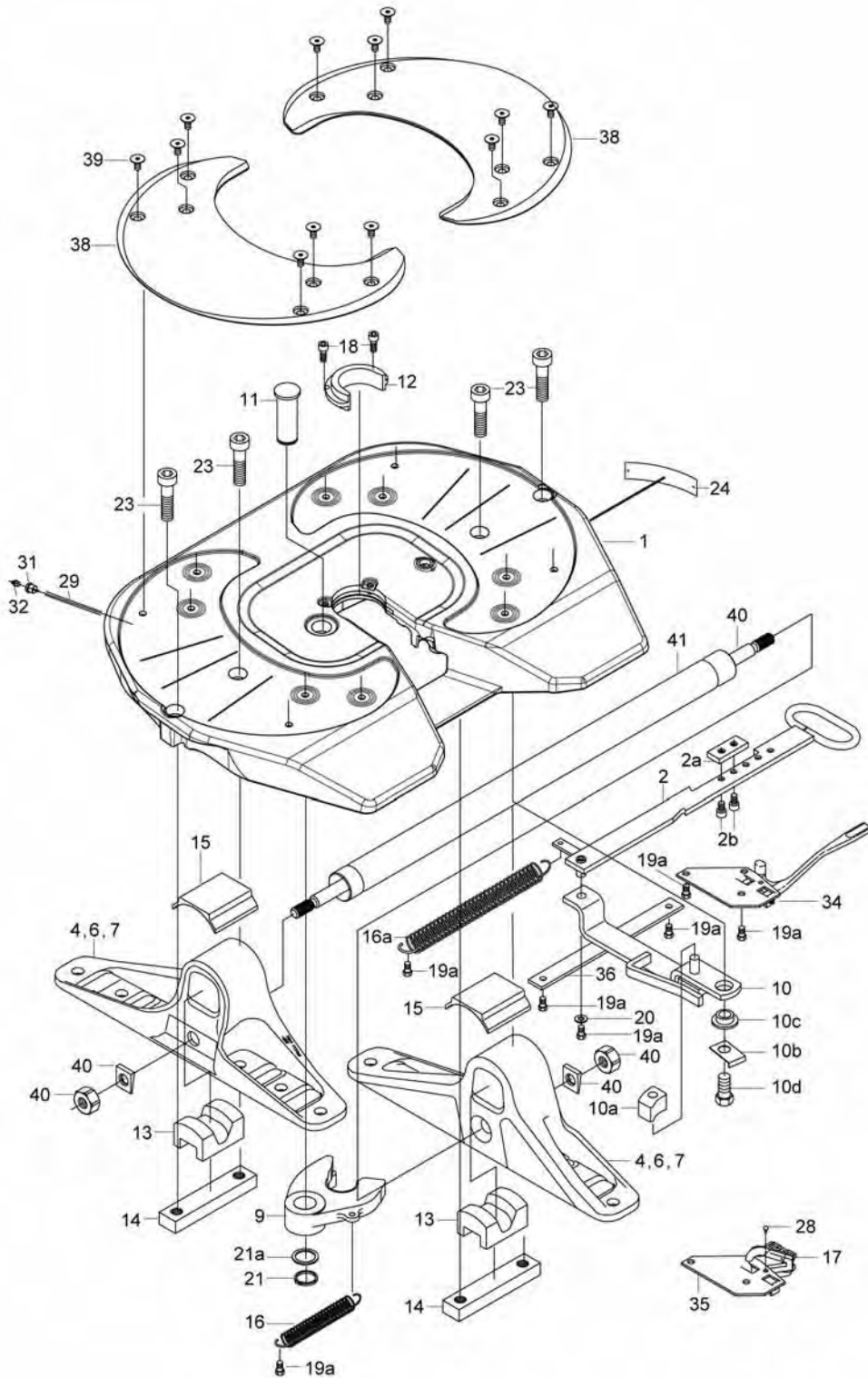
DAF model

Type	Overall height	Imposed load	D-value	Weight	Angle of inclination	Locking mechanism	Order no.
	mm	t	kN	kg	degree (w1/w2)		
SK-S 36.20 PLUS DW	190	20	152	135	19° / 25°	AS	662 131 017 04
SK-S 36.20 PLUS DW	225	20	152	143	24° / 30°	AS	662 131 018 04

Spare parts SK-S 36.20 PLUS DW

Repair kits also apply to SK-S 36.20 PLUS W low maintenance model.

The spare parts for the SK-S 36.20 PLUS DW are fully compatible with the parent version SK-S 36.20 DW.



Item	Component (price per piece)	Model	Pcs.	Order no.
	Repair kit for locking mechanism and bearing (9,11,12,13,15,18,21,23)			662 101 516
	Repair kit for locking mechanism (9,11,12,18,21)			662 101 517
	Repair kit for bearing (13,15,23)			662 101 518
	Repair kit for wear plate (38,39)			662 101 469
	Repair kit for wear ring (12,18)			662 101 534
1	Fifth wheel plate (PLUS W)			662 131 471
2	Operating handle complete		1	662 129 166
2a	Adjustment plate		1	662 129 158
2b	Cap bolt		2	659 112 371
4	Mounting bracket 148 mm	Mercedes-Benz	2	662 131 120
4	Mounting bracket 148 mm	MAN	2	662 131 121
4	Mounting bracket 148 mm	Iveco	2	662 131 122
4	Mounting bracket 148 mm	DAF	2	662 131 123
6	Mounting bracket 190 mm	Mercedes-Benz	2	662 131 125
6	Mounting bracket 190 mm	MAN	2	662 131 126
6	Mounting bracket 190 mm	Iveco	2	662 131 127
6	Mounting bracket 190 mm	DAF	2	662 131 128
7	Mounting bracket 225 mm	Mercedes-Benz	2	662 131 130
7	Mounting bracket 225 mm	MAN	2	662 131 131
7	Mounting bracket 225 mm	Iveco	2	662 131 132
7	Mounting bracket 225 mm	DAF	2	662 131 133
9	Coupler jaw		1	662 131 107
10	Locking hook		1	662 129 156
10a	Stopper		1	662 129 381
10b	Locking plate		1	662 129 387
10c	Bush		1	662 129 374
10d	Hex. bolt		1	662 129 600
11	Pin		1	662 129 375
12	Wear ring		1	662 131 114
13	Rubber damper		2	662 114 110
14	Tensioning bar		2	662 129 388
15	Bearing insert		2	662 130 101
16	Tension spring		1	662 126 411
16a	Tension spring		1	662 129 317
17	Carabiner hook with chain		1	662 100 574
18	Cap bolt		2	659 112 372
19a	Hex. bolt		7	659 112 359
20	Washer		1	662 126 175
21	Circlip		1	659 100 027
21a	Supporting washer		1	659 100 026
23	Cap bolt		4	659 112 365
24	Manufacturer's plate		1	659 120 380
26	Rivet		2	662 126 173
28	Hammer rivet		1	662 126 151
29	Lubrication tube		1	659 144 146
32	Grease nipple		1	662 126 224
34	Automatic latch		1	662 129 153
35	Safety flange		1	662 129 147
36	Guide plate		1	662 129 144
38	Wear plate		2	662 131 103
39	Flanged screw		12	662 130 114
40	Tie rod complete		1	662 131 142
41	Strut Ø 51 mm		1	662 131 143
41	Strut Ø 60.3 mm, for DAF model, height 225 mm		1	662 131 139

Notes

SK-S 36.20 PLUS V (mounting angles)

The lightweight, cast 20t fifth wheel with mounting angles for Volvo vehicles

- Weight optimized fifth wheel
- No additional mounting plate required
- 10-15 kg higher payload with lower payload
- Reliable and robust
- Single-handed operation
- Automatic safety lock
- Simple and safe wear adjustment
- Permanent, maintenance-free bearings
- Optimised lubrication channels for effective grease flow



Technical data

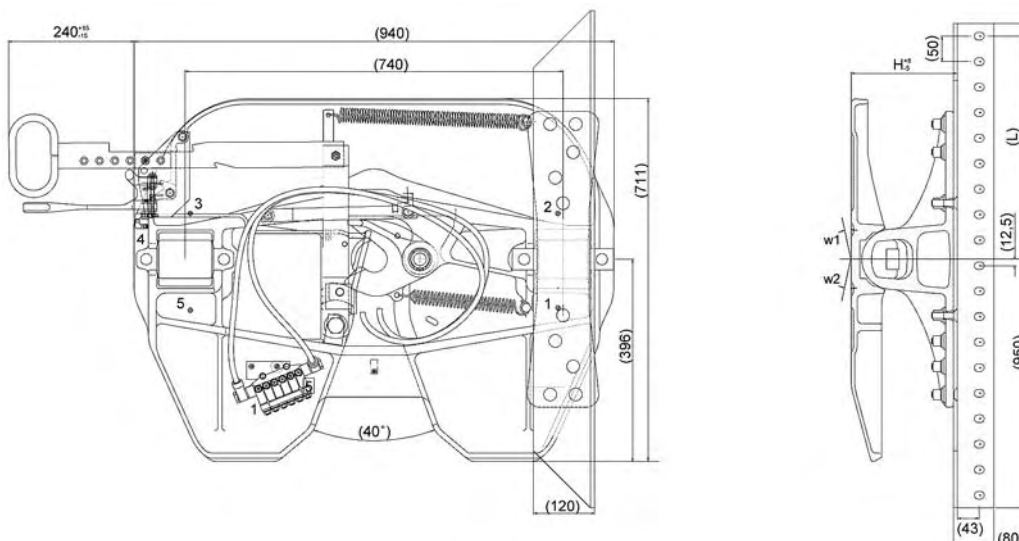
- Angle of inclination in accordance with ISO 1726
- Approved for forced steering
- EU test no.: e1-00-0218

Type	Overall height	Imposed load	D-value	Weight	Angle of inclination	Length L	Order no.
	mm	t	kN	kg	degree (w1/w2)	mm	
SK-S 36.20 PLUS V	140	20	152,3	144	6.5° / 7.2°	437,5	662 129 206
SK-S 36.20 PLUS V	140	20	152,3	144	6.5° / 7.2°	462,5	662 129 210
SK-S 36.20 PLUS V	160	20	152,3	146	13° / 15°	437,5	662 129 207
SK-S 36.20 PLUS V	160	20	152,3	146	13° / 15°	462,5	662 129 211
SK-S 36.20 PLUS V	200	20	152,3	150	20° / 23°	437,5	662 129 208
SK-S 36.20 PLUS V	200	20	152,3	150	20° / 23°	462,5	662 129 212
SK-S 36.20 PLUS V	230	20	152,3	153	24° / 30°	437,5	662 129 209
SK-S 36.20 PLUS V	230	20	152,3	153	24° / 30°	462,5	662 129 214

Model with central lubrication kit

Type	Overall height	Imposed load	D-value	Weight	Angle of inclination	Length L	Order no.
	mm	t	kN	kg	degree (w1/w2)	mm	
SK-S 36.20 PLUS V	140	20	152,3	145	6.5° / 7.2°	462,5	662 129 215
SK-S 36.20 PLUS V	140	20	152,3	145	6.5° / 7.2°	437,5	662 129 219
SK-S 36.20 PLUS V	160	20	152,3	147	13° / 15°	462,5	662 129 216
SK-S 36.20 PLUS V	160	20	152,3	147	13° / 15°	437,5	662 129 220
SK-S 36.20 PLUS V	200	20	152,3	151	20° / 23°	462,5	662 129 217
SK-S 36.20 PLUS V	200	20	152,3	151	20° / 23°	437,5	662 129 221
SK-S 36.20 PLUS V	230	20	152,3	154	24° / 30°	462,5	662 129 218
SK-S 36.20 PLUS V	230	20	152,3	154	24° / 30°	437,5	662 129 222

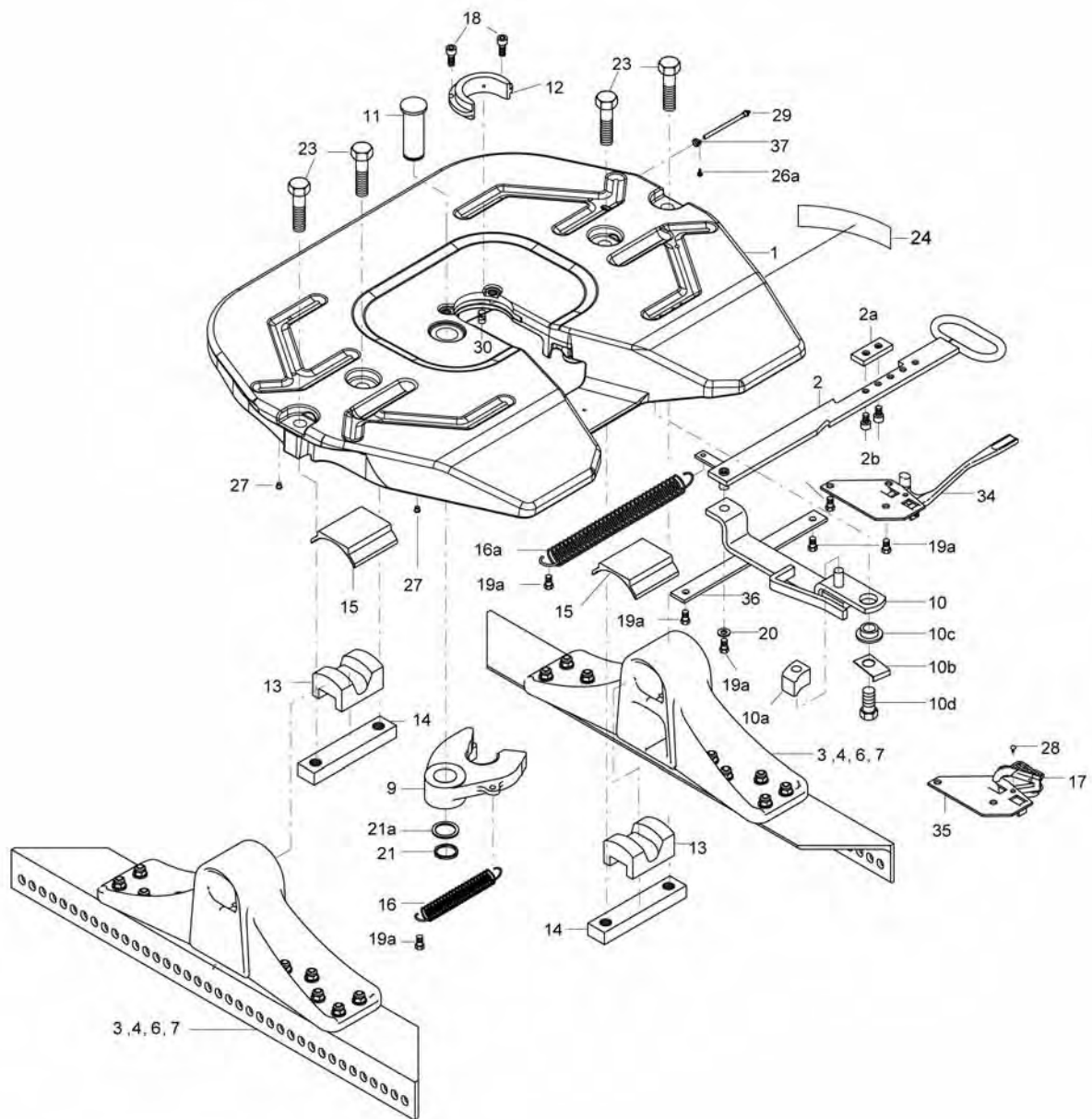
Dimensions



Spare parts SK-S 36.20 PLUS V

* Central lubrication set can be ordered for models 662 129 206 to 662 129 214.
Repair kits also apply to SK-S 36.20 PLUS.

A reversal of the mounting angles increases or decreases the coupling point by 25 mm.



Item	Component (price per piece)	Serial no.	Pcs.	Order no.
	Repair kit for locking mechanism and bearings (9,11,12,13,15,18,21,23)			662 101 493
	Repair kit for locking mechanism (9,11,12,18,21)			662 101 492
	Repair kit for bearings (13,15,23)			662 101 473
1	Fifth wheel plate (PLUS)		1	662 129 471
2	Operating handle, complete		1	662 129 166
2a	Adjustment plate		1	662 129 158
2b	Cap bolt		2	659 112 371
3	Mounting angle 140 mm, on right (L= 437.5), complete		1	662 129 362
3a	Mounting angle 140 mm, on right (L= 462.5), complete		1	662 129 363
4	Mounting angle 160 mm, on right (L= 437.5), complete		1	662 129 364
4a	Mounting angle 160 mm, on right (L= 462.5), complete		1	662 129 365
6	Mounting angle 200 mm, on right (L= 437.5), complete		1	662 129 366
6a	Mounting angle 200 mm, on right (L= 462.5), complete		1	662 129 367
7	Mounting angle 230 mm, on right (L= 437.5), complete		1	662 129 368
7a	Mounting angle 230 mm, on right (L= 462.5), complete		1	662 129 369
9	Coupler jaw		1	662 129 134
10	Locking hook		1	662 129 156
10a	Stopper		1	662 129 381
10b	Locking plate		1	662 129 387
10c	Bush		1	662 129 374
10d	Hex. bolt		1	662 129 600
11	Pin		1	662 129 375
12	Wear ring		1	662 129 377
13	Rubber damper		2	662 114 110
14	Tensioning bar		2	662 129 388
15	Bearing insert		2	662 130 101
16	Tension spring		1	662 126 411
16a	Tension spring		1	662 129 317
17	Carabiner hook with chain			662 100 574
18	Cap bolt		2	659 112 372
19a	Hex. bolt		7	659 112 359
20	Washer		1	662 126 175
21	Circlip		1	659 100 027
21a	Supporting washer		1	659 100 026
23	Hex. bolt		4	662 129 606
24	Manufacturer's plate		1	659 120 380
26	Rivet		2	662 126 173
26a	Rivet		1	662 126 179
27	Plastic plug		4	662 126 223
28	Hammer rivet			662 126 151
29	Lubrication tube		1	659 144 106
30	Grease plug		1	662 129 380
34	Automatic latch		1	662 129 153
35	Safety flange for carabiner hook	0 - 11999		662 129 376
35	Safety flange for carabiner hook	12000 - ...		662 129 147
36	Guide plate		1	662 129 144
37	Lock nut		1	659 100 029
	Central lubrication * (not shown)		1	659 144 143

Notes

SK-S 36.20 PLUS VW (low maintenance)

The low maintenance 20t fifth wheel with mounting angles for Volvo vehicles

- Weight optimized fifth wheel
- No additional mounting plate required
- 10-15 kg higher payload with lower payload
- Designed for highway application
- Less grease consumption
- Plastic wear plates easy to change
- Central lubrication system connection not required
- Single-handed operation
- Automatic safety lock option
- Simple and safe wear adjustment
- Permanent, maintenance-free bearings



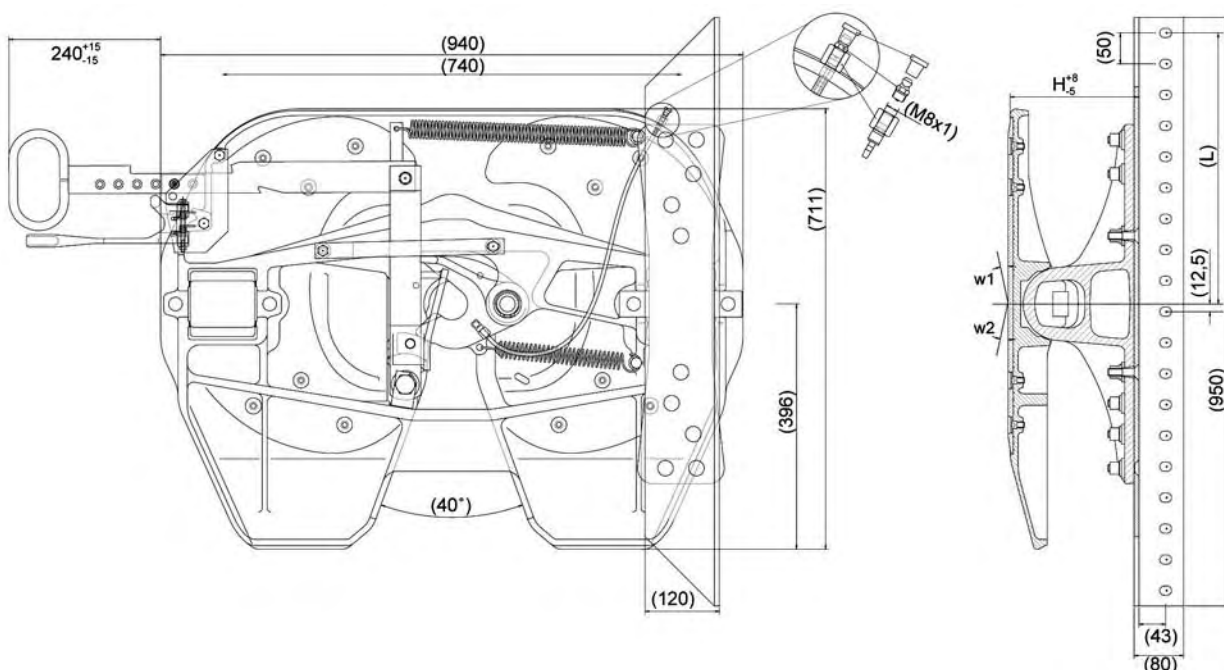
For automatic lubrication of the locking mechanism, we recommend the use of our grease dispenser with adaptor.

Technical data

- Angle of inclination in accordance with ISO 1726
- Approved for forced steering
- EU test no.: e1-00-0218

Type	Overall height	Imposed load	D-value	Weight	Angle of inclination	Length L	Order no.
	mm	t	kN	kg	degree (w1/w2)	mm	
SK-S 36.20 PLUS VW	140	20	152,3	144	6.5° / 7.2°	462,5	662 131 050
SK-S 36.20 PLUS VW	140	20	152,3	144	6.5° / 7.2°	437,5	662 131 060
SK-S 36.20 PLUS VW	160	20	152,3	146	13° / 15°	462,5	662 131 051
SK-S 36.20 PLUS VW	160	20	152,3	146	13° / 15°	437,5	662 131 061
SK-S 36.20 PLUS VW	200	20	152,3	150	20° / 23°	462,5	662 131 052
SK-S 36.20 PLUS VW	200	20	152,3	150	20° / 23°	437,5	662 131 062
SK-S 36.20 PLUS VW	230	20	152,3	153	24° / 30°	462,5	662 131 053
SK-S 36.20 PLUS VW	230	20	152,3	153	24° / 30°	437,5	662 131 063

Dimensions

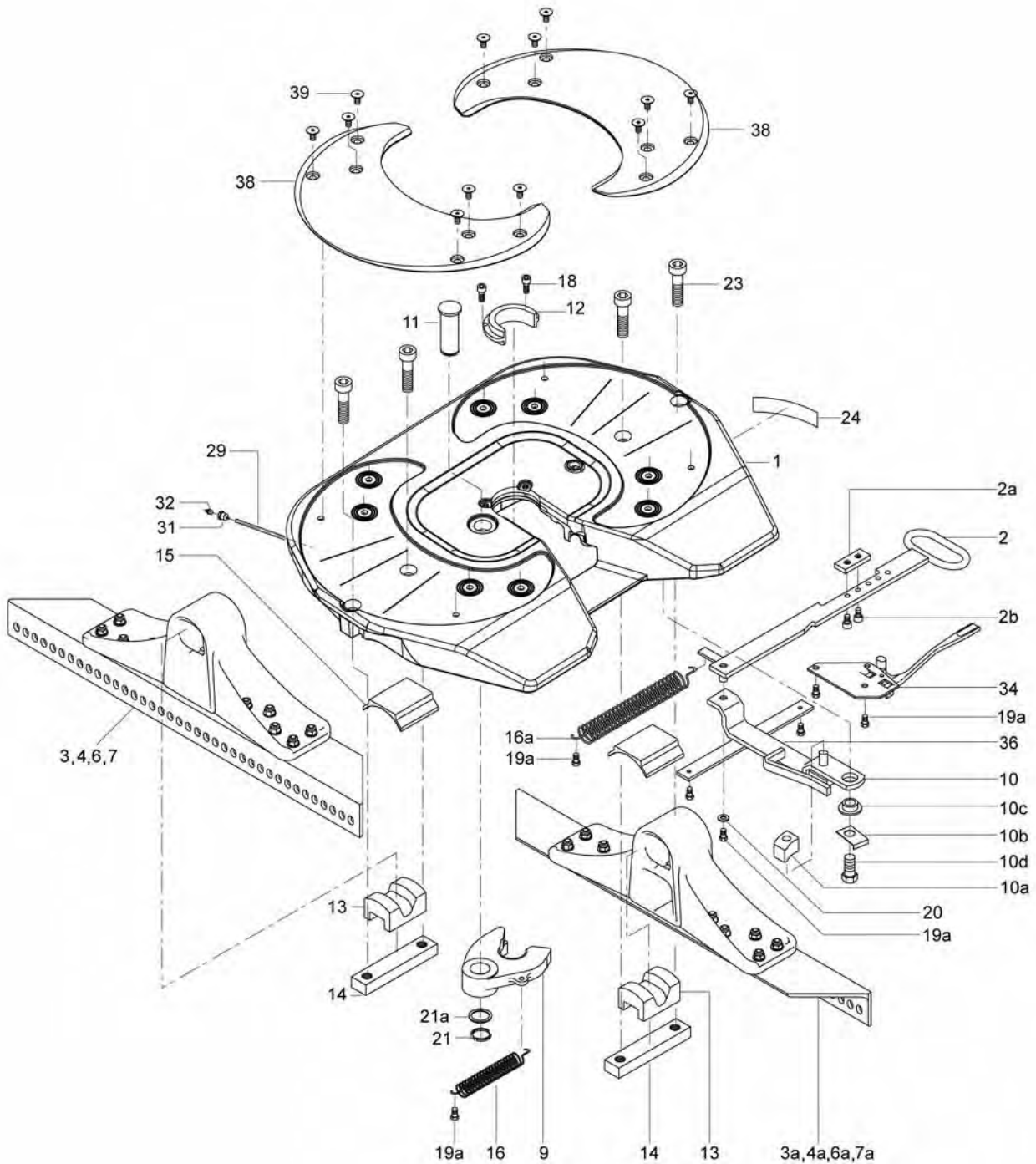


Subject to modifications in dimensions and design

Spare parts SK-S 36.20 PLUS VW

The spare parts for the SK-S 36.20 PLUS VW are fully compatible with the SK-S 36.20 VW.
Repair kits also apply to SK-S 36.20 PLUS W.

A reversal of the mounting angles increases or decreases the coupling point by 25 mm.



Item	Component (price per piece)	Serial no.	Pcs.	Order no.
	Repair kit for locking mechanism (9,11,12,18,21)			662 101 517
	Repair kit for bearings (13,15,23)			662 101 518
	Repair kit for wear plate (38,39)			662 101 469
1	Fifth wheel plate (PLUS W)			662 131 471
2	Operating handle, complete		1	662 129 166
2a	Adjustment plate		1	662 129 158
2b	Cap bolt		2	659 112 371
3	Mounting angle 140 mm, on right (L= 437.5), complete		1	662 129 362
3a	Mounting angle 140 mm, on right (L= 462.5), complete		1	662 129 363
4	Mounting angle 160 mm, on right (L= 437.5), complete		1	662 129 364
4a	Mounting angle 160 mm, on right (L= 462.5), complete		1	662 129 365
6	Mounting angle 200 mm, on right (L= 437.5), complete		1	662 129 366
6a	Mounting angle 200 mm, on right (L= 462.5), complete		1	662 129 367
7	Mounting angle 230 mm, on right (L= 437.5), complete		1	662 129 368
7a	Mounting angle 230 mm, on right (L= 462.5), complete		1	662 129 369
9	Coupler jaw		1	662 131 107
10	Locking hook		1	662 129 156
10a	Stopper		1	662 129 381
10b	Locking plate		1	662 129 387
10c	Bush		1	662 129 374
10d	Hex. bolt		1	662 129 600
11	Pin		1	662 129 375
12	Wear ring		1	662 131 114
13	Rubber damper		2	662 114 110
14	Tensioning bar		2	662 129 388
15	Bearing insert		2	662 130 101
16	Tension spring		1	662 126 411
16a	Tension spring		1	662 129 317
18	Cap bolt		2	659 112 372
19a	Hex. bolt		7	659 112 359
20	Washer		1	662 126 175
21	Circlip		1	659 100 027
21a	Supporting washer		1	659 100 026
23	Cap bolt		4	659 112 365
24	Manufacturer's plate		1	659 120 380
26	Rivet		2	662 126 173
29	Lubrication tube	35178 - ...	1	659 144 146
29	Lubrication tube	0 - 35177	1	659 144 106
32	Grease nipple		1	662 126 224
34	Automatic latch		1	662 129 153
36	Guide plate		1	662 129 144
38	Wear plate		2	662 131 103
39	Flanged screw		12	662 130 114
	Lubrication tube assembly (29,31) (not shown)			659 144 146

Notes



Height-adjustable
fifth wheel
SK S 36.20 PLUS H

Versatile in use



+GF+

GEORG FISCHER
AUTOMOTIVE

Height-adjustable fifth wheel SK S 36.20 PLUS H

New-found flexibility

Make two out of one - two trucks for the price of one

Many medium-sized companies in particular are keen to invest in buying a «low-liner» tractor to allow them to transport maxi- or mega-sized loads, but often do not have the capacity utilization to justify this type of vehicle economically. There is also a widespread fear that reselling such a vehicle will often entail considerable losses, as the market is relatively restricted. Georg Fischer therefore developed the concept of a height-adjustable fifth wheel over 11 years ago. You can convert your semitrailer truck from a maxi or mega trailer to use for standard trailers in less than 30 seconds in just two simple steps. A vehicle for all semitrailer types.

An economic appraisal will clearly reveal the cost benefits resulting through the use of our height-adjustable fifth wheel - you can even consider whether it is profitable to employ the vehicle in multiple shifts. This argument is a tremendous advantage when reselling the vehicle, as the next owner can benefit in full from the flexibility offered by the semitrailer truck. Stay ahead amid tough competition with a sophisticated idea from Georg Fischer.

Perfect safety

It is above all the truck driver, often on the road with the most diverse types of trailers, whose work requires optimum support from technical systems and electronics. The height-adjustable fifth wheel SK S 36.20 PLUS H has therefore been designed on request to be compatible with the RECOSS® sensor system. RECOSS® increases safety, comfort and efficiency for the driver and hence also the company employing him.

By professionals for professionals

Besides its unique emphasis on flexibility, the height-adjustable fifth wheel SK S 36.20 PLUS H offers all the benefits customers have come to expect from a Georg Fischer fifth wheel:

- Extremely robust and user-friendly
- Connections for central lubrication
- Simple and safe wear adjustment
- Automatic safety lock option
- Approved for forced steering
- EC test no. e 11-00-1381



Lowered position



Overall height 100 mm



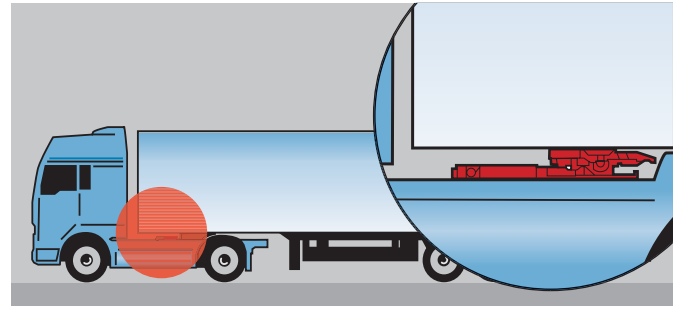
Overall height 150 mm



Overall height 200 mm

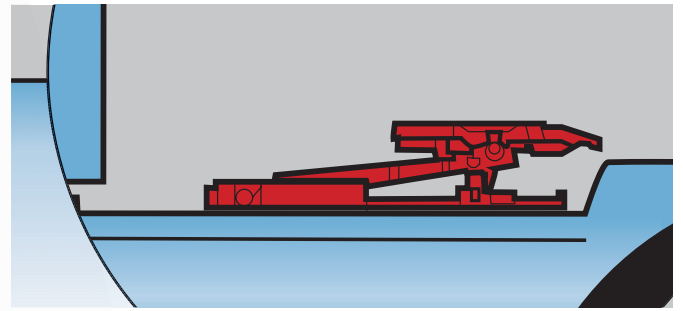


Efficient



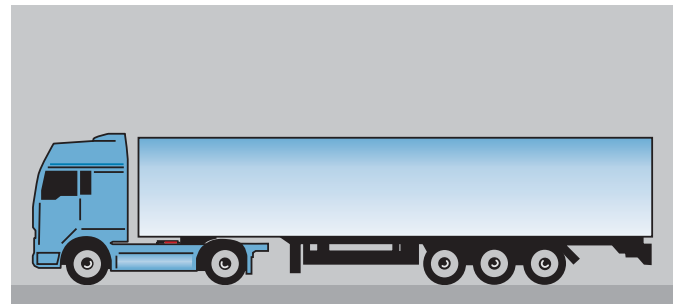
The versatility and diverse options offered by the height-adjustable fifth wheel provide significant benefits in the capacity utilization of your semitrailer trucks.

This in turn gives you greater flexibility and competitiveness in your pricing, ultimately resulting in significantly higher profits. The sturdy design is robust and only involves minor maintenance costs after purchase. Downtimes are reduced to an absolute minimum – flexibility is the key advantage.



Sturdy

As manufacturer of the most lightweight fifth wheel in the world, we have deliberately not aimed for weight reduction when designing the height-adjustable fifth wheel, but instead given priority to stability and sturdiness. To ensure a long and reliable service life for this fifth wheel, all elements require a solid design in a raised position in particular, so as to absorb the resultant forces without any problems. The simple design without sensitive pneumatic components enables our customers to extend the use of their fifth wheel to a second or third service life on newly purchased semitrailer trucks. Simple, robust and reliable – three outstanding benefits in one.



Detachable

The height-adjustable fifth wheel SK S 36.20 PLUS H is part of a well-conceived and modular system. RECOSS®, the electronic assistant, gives the driver an added element of safety. It goes without saying that RECOSS® also offers economic benefits – intelligent options for success.

Height-adjustable fifth wheel - Versatile in use

The Georg Fischer dual height fifth wheel is designed for 2-axle semi-trailer tractors for large-volume transport. The dual height feature allows the use of the same semi-trailer tractor with various trailers.



- Extremely robust and user-friendly
- Weight optimized model
- Permanent, maintenance-free bearings
- Connections for central lubrication
- Simple and safe wear adjustment
- Automatic safety lock option
- Approved for forced steering
- EU test no.: e 11-00-1381

Ordering instructions

- The standard versions listed are not pre-drilled
- Mounting hole patterns available for DAF, Iveco, MAN, Mercedes-Benz, Renault, Scania, Volvo
- Indicate type and coupling point of semi-trailer tractor when ordering
- The coupling point is measured from the centre of the rear axle to the centre of the kingpin in lowered position
- The manufacturer's mounting kits are to be used

SK-S 36.20 PLUS H

Type	Model	Overall height	Imposed load	D-value	Weight	Dimensions	Order no.
		mm	t	kN	kg	mm	
SK-S 36.20 PLUS H	Standard	167-267	15	110	329	1205x980	662 132 311
SK-S 36.20 PLUS H	Standard	167-317	15	110	334	1205x980	662 132 312
SK-S 36.20 PLUS H	Standard	167-367	15	110	336	1205x980	662 132 313

SK-S 36.20 PLUS HS (RECOSS®)

Type	Model	Overall height	Imposed load	D-value	Weight	Dimensions	Order no.
		mm	t	kN	kg	mm	
SK-S 36.20 PLUS HS	Standard	167-267	15	110	329	1205x980	662 132 331
SK-S 36.20 PLUS HS	Standard	167-317	15	110	334	1205x980	662 132 332
SK-S 36.20 PLUS HS	Standard	167-367	15	110	336	1205x980	662 132 333

SK-S 36.20 PLUS HW (low maintenance fifth wheel plate)

Type	Model	Overall height	Imposed load	D-value	Weight	Dimensions	Order no.
		mm	t	kN	kg	mm	
SK-S 36.20 PLUS HW	Standard	167-267	15	110	329	1205x980	662 132 351
SK-S 36.20 PLUS HW	Standard	167-317	15	110	334	1205x980	662 132 352
SK-S 36.20 PLUS HW	Standard	167-367	15	110	336	1205x980	662 132 353

SK-S 36.20 PLUS HWS (low maintenance fifth wheel plate, RECOSS®)

Type	Model	Overall height	Imposed load	D-value	Weight	Dimensions	Order no.
		mm	t	kN	kg	mm	
SK-S 36.20 PLUS HWS	Standard	167-267	15	110	329	1205x980	662 132 371
SK-S 36.20 PLUS HWS	Standard	167-317	15	110	334	1205x980	662 132 372
SK-S 36.20 PLUS HWS	Standard	167-367	15	110	336	1205x980	662 132 373

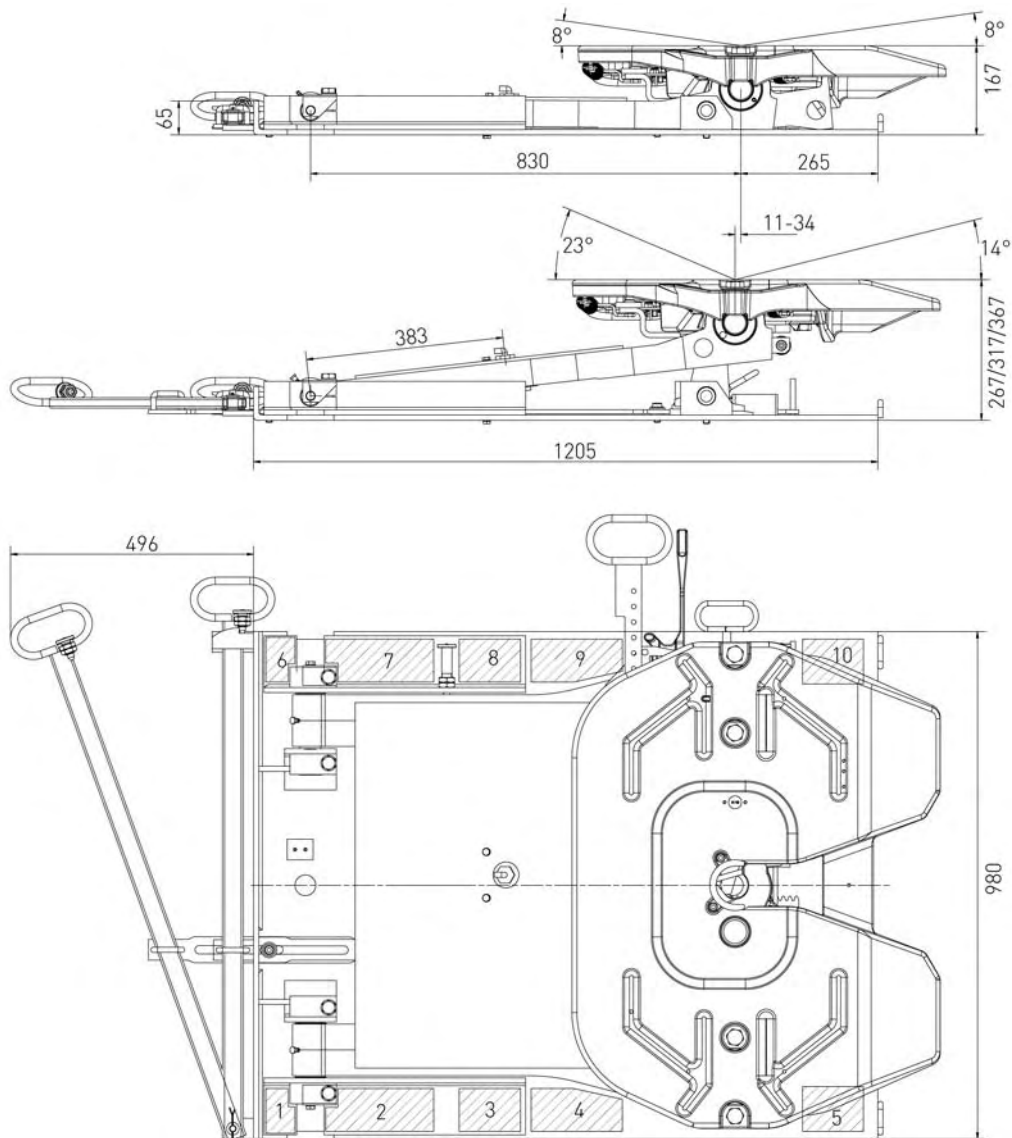
Lift sub-assembly, complete

Type	Model	Overall height	Weight	Dimensions	Order no.
		mm	kg	mm	
Lift sub-assembly, complete	Standard	167-267	252	1205x980	662 132 051
Lift sub-assembly, complete	Standard	167-317	257	1205x980	662 132 052
Lift sub-assembly, complete	Standard	167-367	259	1205x980	662 132 053

Technical data

- Movement around lateral axis at basic height $\pm 8^\circ$
- Operation: adjustable (to max. 8 bar) in unhitched state by means of the tractor's compressed air system with pneumatic support (air bellows)
- Coupling point change when adjusting height: 11 mm [267] / 24 mm [317] / 34 mm [367]

Dimensions



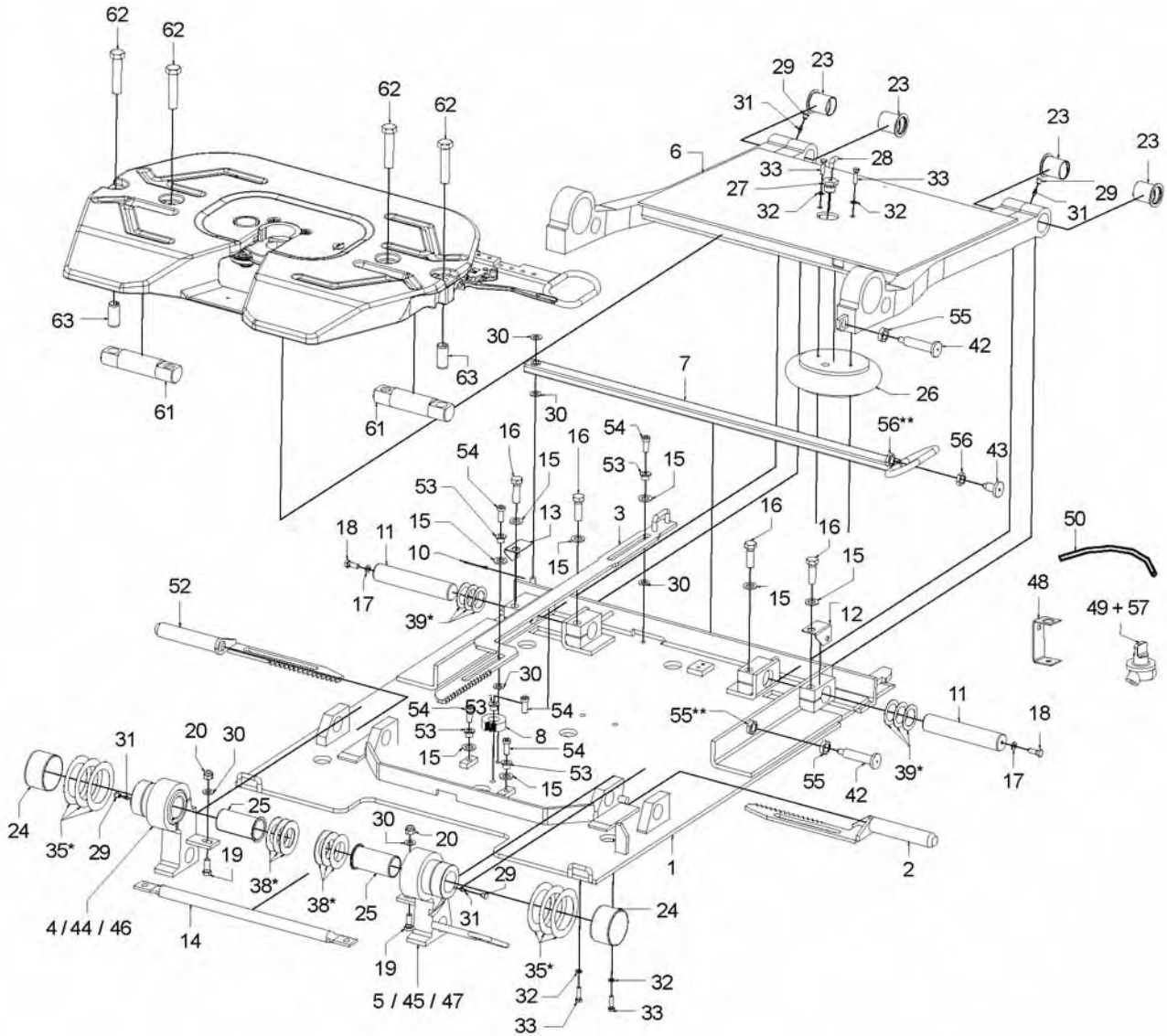
- The fixing holes (max. \varnothing 21 mm) may be drilled in these 10 areas.
- Increase number of bolts accordingly when using bolts with a smaller diameter
- Mounting hole pattern in accordance with DIN 74081
- Depending on the wheelbase, an additional mounting angle set is required for installing on a Scania chassis
- Subject to modifications in dimensions and design

Mounting kits for SK-S 36.20 PLUS H

Type	Mounting	Model	Order no.
Mounting kit 725	Mercedes-Benz (Actros), Australia, New Zealand	14 x M20	662 101 725
Mounting kit 726	Iveco (Stralis), MAN (TGA), DAF (XF95)	14 x M16	662 101 726
Mounting kit 728	Volvo (FH12)	20 x M14	662 101 728
Mounting kit 729	Scania (CA, LA, DA)	14 x M18	662 101 729
Mounting kit 731	Renault (Magnum, Premium)	14 x M16	662 101 731
Scania mounting angle kit 734	Kit needed for Scania wheelbase of 3700 mm		662 101 735
Scania mounting angle kit 735	Kit needed for Scania wheelbase of 3550 mm		662 101 734

Spare parts SK-S 36.20 PLUS H

When placing your order, please always indicate the article no. as well as the serial no. of your dual height fifth wheel. Spare parts for fifth wheel plate see spare parts list of the respective fifth wheel type.



Item	Component (price per piece)	Pcs.	Order no.
	Repair kits for rocker bearing (11,23,39)		662 132 195
	Repair kits for support bearing (19,20,24,25,35)		662 132 196
1	Base plate	1	662 132 105
2	Gear bolt	1	662 132 161
3	Actuating rod	1	662 132 162
4	Left support 100 mm complete	1	662 132 181
5	Right support 100 mm complete	1	662 132 182
6	Rocker arm	1	662 132 165
7	Locking lever	1	662 132 170

Item	Component (price per piece)	Pcs.	Order no.
8	Toothed wheel	1	662 132 119
10	Splint pin	1	662 132 205
11	Stud	2	662 132 110
12	Right locking plate	1	662 132 111
13	Left locking plate	1	662 132 155
14	Guide pipe	1	662 132 120
15	Washer	8	662 132 206
16	Hex. bolt	4	662 101 359
17	Spring washer	2	662 132 202
18	Hex. bolt	2	662 132 203
19	Hex. bolt	2	662 132 211
20	Locking nut	2	662 132 215
23	Bush	4	662 132 132
24	Bush	2	662 132 130
25	Bush	4	662 132 146
26	Air bellows	1	662 132 200
27	Air inlet adaptor	1	662 132 135
28	90° elbow connector	1	662 126 493
29	Cap	4	659 144 142
30	Washer	6	662 132 204
31	Grease nipple	4	662 132 214
32	Spring washer	4	662 132 208
33	Hex. bolt	4	662 132 207
35*	Spacer set	3	662 132 198
38*	Spacer set	3	662 132 197
39*	Spacer set	3	662 132 199
42	Spring lock	2	662 132 172
43	Spring lock	1	662 132 171
44	Left support 150 mm complete	1	662 132 183
45	Right support 150 mm complete	1	662 132 184
46	Left support 200 mm complete	1	662 132 185
47	Right support 200 mm complete	1	662 132 186
48	Mounting plate	1	662 132 139
49	Operating valve (3/2-way valve)	1	662 132 156
50	Pneumatic hose	1	662 132 169
51	Central lubrication system BEKA-MAX	1	662 132 041
52	Toothed rack (LHS)	1	662 132 173
53	Flanged bush	5	662 132 174
54	Cap head bolt	5	659 112 381
55**	Nut	3	659 115 313
56**	Nut	2	659 115 312
60	Fifth wheel top plate assembly (available on request)	1	
61	Shaft	2	662 132 292
62	Hex. bolts	4	659 112 627
63	Spring pin	2	662 132 293
57	Hex. nut	1	659 115 314

35*) Set contains spacers D 116x80x0.5, D 116x80x1, D 116x80x2

38*) Set contains spacers D 80x45x0.5, D 80x45x1, D 80x40.5x2

39*) Set contains spacers D 65x40.5x0.5, D 65x40.5x1, D 65x40.5x2

***) Component welded with unit

GES 20 (Steel-pressed fifth wheel)

Light fifth wheel made of pressed steel

- Designed for 2-axle semi-trailer tractors
- Simple, maintenance friendly toplevel construction
- Automatic safety lock
- Can be mounted on slider SK-V 20
- Simple and safe wear adjustment
- Steering wedge capable
- EG approval no. prepared

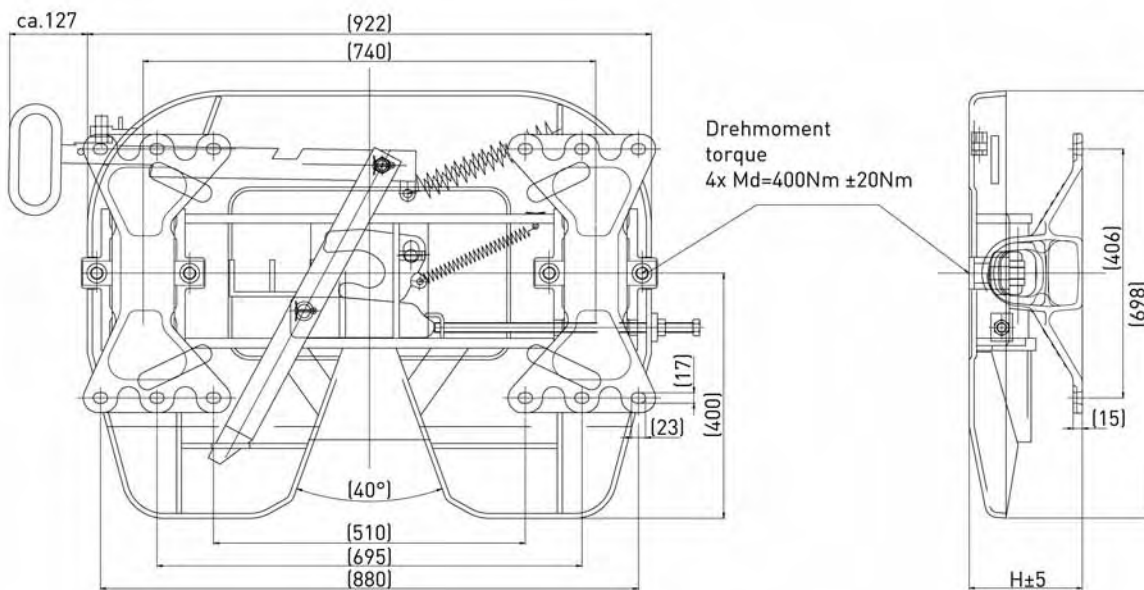


Technical data

Type	Lock size	Overall height	Imposed load	D-value	Weight	Angle of inclination	Order no.
	inch	mm	t	kN	kg	degree (w1/w2)	
GES 20	2"	150	20	152	122	15° / 15°	662 133 047
GES 20	2"	185	20	152	126	15° / 15°	662 133 048
GES 20	2"	225	20	152	127	15° / 15°	662 133 029
GES 20	2"	250	20	152	137	15° / 15°	662 133 049

- The GES 20 are built in accordance with 94/20 EC guidelines G50 class and are to be used in conjunction with fifth wheel kingpins in the H50 class and mounting plates in the J class or comparable approved devices.
- To be used with semi-trailers whose counterplate is sufficiently firm and flat in accordance with ISO 1726 and ISO 1726 part 2

Dimensions



Mounting hole pattern according to DIN 74081
Subject to modifications in dimensions and design

SK-HD 38.36

Fifth wheels for extra heavy transportation

- Permanent, maintenance-free bearings
- Conversion from 3½" to 2" and vice versa possible
- Simple adjustment of lock mechanism
- Suitable for steering wedge
- Special pneumatically operated version for harbour application

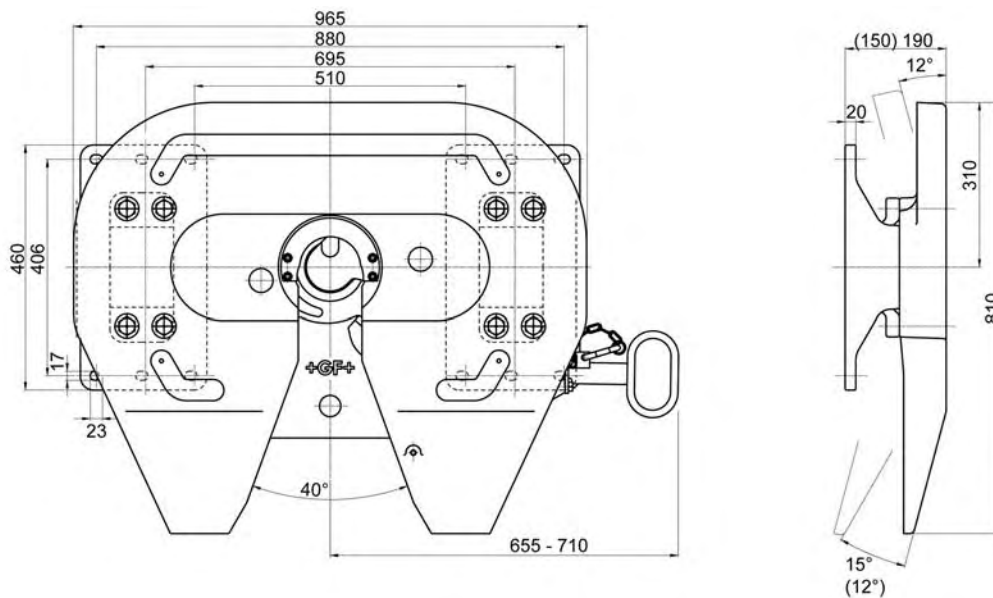


Technical data

Type	Lock size	Overall height	Imposed load	D-value	Weight	Angle of inclination	Order no.
	inch					mm	
SK-HD 38.36	3½"	150	36	260	185	12° / 12°	662 111 065
SK-HD 38.36	3½"	190	36	260	185	15° / 12°	662 111 066
SK-HD 38.36.2	2"	150	23	162	185	12° / 12°	662 111 085
SK-HD 38.36.2	2"	190	23	162	185	15° / 12°	662 111 074

- Approved for forced steering
- EU test no.: e 1-00-0386 (3½")
- EU test no.: e 1-00-0387 (2")

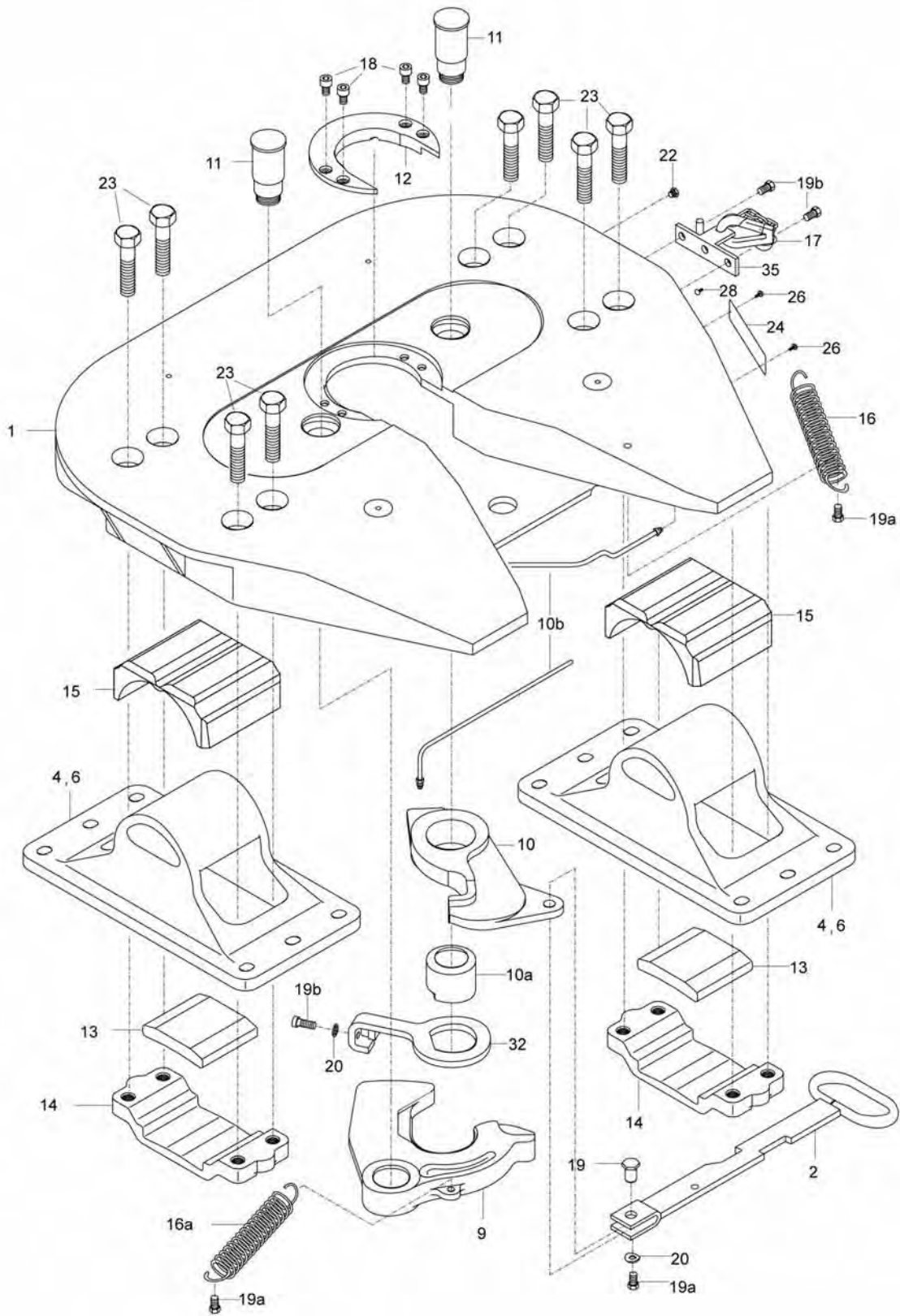
Dimensions



Mounting hole pattern according to DIN 74081
Subject to modifications in dimensions and design

Spare parts SK-HD 38.36 from serial no. 40001301

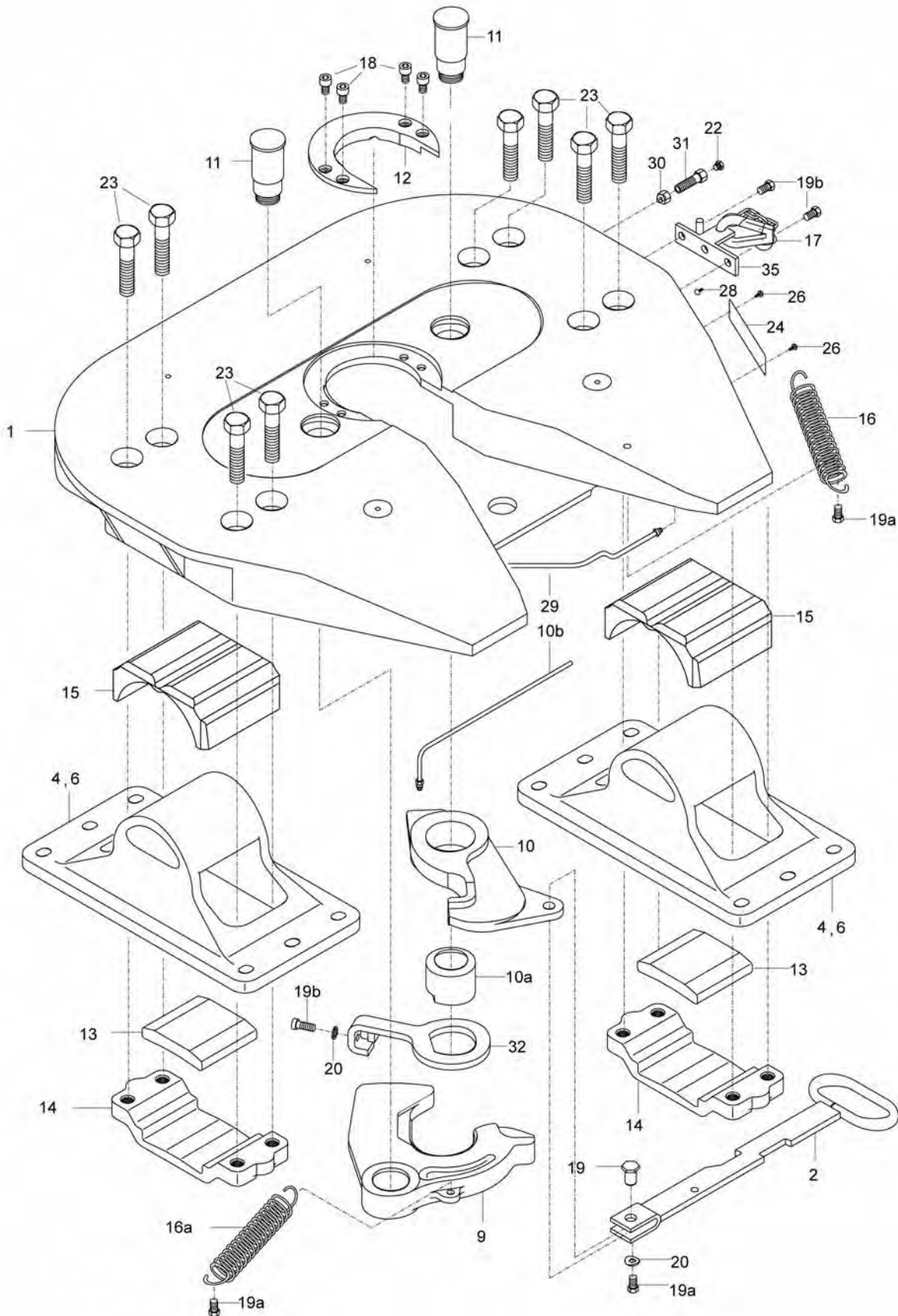
Please note: Also applies to the serial no. 40001055-1144 and 40001195-1216



Item	Component (price per piece)	Pcs.	Order no.
	2" Repair kit for locking mechanism and bearings (9,11,12,13,15,18,23)		662 101 706
	2" Repair kit for locking mechanism (9,11,12,18)		662 101 708
	2" Repair kit for bearings (13,15,23)		662 101 457
	2" Repair kit for wear ring (12,18)		662 101 710
	3 1/2" Repair kit for locking mechanism and bearings (9,11,12,13,15,18,23)		662 101 707
	3 1/2" Repair kit for locking mechanism (9,11,12,18)		662 101 709
	3 1/2" Repair kit for bearings (13,15,23)		662 101 457
	3 1/2" Repair kit for wear ring (12,18)		662 101 711
	Conversion kit from 3 1/2" to 2" (9,12,18,24,26)		662 101 704
	Conversion kit from 2" to 3 1/2" (9,12,18,24,26)		662 101 705
1	Fifth wheel plate	1	662 111 254
2	Operating handle	1	662 111 276
4	Mounting bracket 150 mm	2	662 111 293
6	Mounting bracket 190 mm	2	662 111 256
9	Coupler jaw, 2"	1	662 111 249
9	Coupler jaw, 3 1/2"	1	662 111 247
10	Locking hook	1	662 111 239
10a	Cam	1	662 111 317
10b	Lubrication tube assembly	2	659 144 106
11	Pin	2	662 111 344
12	Wear ring 2"	1	662 111 342
12	Wear ring 3 1/2"	1	662 111 343
13	Rubber damper	2	662 111 259
14	Tensioning bar	2	662 111 258
15	Bearing	2	662 111 264
16	Tension spring	1	662 126 410
16a	Tension spring	1	662 111 130
17	Carabiner hook with chain	1	662 100 574
18	Cap bolt	4	659 112 624
19	Stud	1	662 126 449
19a	Hex. bolt	3	659 112 359
19b	Cap bolt	3	659 112 358
20	Washer	2	662 126 175
22	Grease nipple	2	662 126 224
23	Hex. bolt	8	659 112 510
24	Manufacturer's plate	1	659 120 380
26	Rivet	2	662 126 173
28	Hammer rivet	1	662 126 151
32	Fork assembly	1	662 111 314
35	Safety flange	1	662 111 281
	Tube clamp (not shown)	1	662 111 345
	Plug for lubrication tube (not shown)	1	662 111 346

Spare parts SK-HD 38.36 up to serial no. 40001300

Please note: Spare parts for serial numbers 40001055-1144, 40001195-1216
see new spare parts list from serial no. 40001301.



Item	Component (price per piece)	Serial no.	Pcs.	Order no.
	2" Repair kit for locking mechanism and bearings (9,11,12,13,15,18,23)			662 101 453
	2" Repair kit for locking mechanism (9,11,12,18)			662 101 455
	2" Repair kit for bearings (13,15,23)			662 101 457
	2" Repair kit for wear ring (12,18)			662 101 563
	3 1/2" Repair kit for locking mechanism and bearings (9,11,12,13,15,18,23)			662 101 454
	3 1/2" Repair kit for locking mechanism (9,11,12,18)			662 101 456
	3 1/2" Repair kit for bearings (13,15,23)			662 101 457
	3 1/2" Repair kit for wear ring (12,18)			662 101 564
	Conversion kit from 3 1/2" to 2" (9,12,18,24,26)			662 101 431
	Conversion kit from 2" to 3 1/2" (9,12,18,24,26)			662 101 432
1	Fifth wheel plate		1	662 111 254
2	Operating handle		1	662 111 276
4	Mounting bracket 150 mm		2	662 111 293
6	Mounting bracket 190 mm		2	662 111 256
9	Coupler jaw, 2"		1	662 111 249
9	Coupler jaw, 3 1/2"		1	662 111 247
10	Locking hook		1	662 111 239
10a	Cam		1	662 111 317
10b	Lubrication tube		1	662 130 118
11	Pin		2	662 111 316
12	Wear ring 2"		1	662 111 319
12	Wear ring 3 1/2"		1	662 111 250
13	Rubber damper		2	662 111 259
14	Tensioning bar		2	662 111 258
15	Bearing		2	662 111 264
16	Tension spring		1	662 126 410
16a	Tension spring		1	662 111 130
17	Carabiner hook with chain		1	662 100 574
18	Cap bolt		4	659 112 363
19	Stud		1	662 126 449
19a	Hex. bolt	651711 - ...	3	662 126 172
19a	Hex. bolt	0 - 651710	5	662 126 172
19b	Cap bolt	651711 - ...	3	659 112 358
20	Washer		2	662 126 175
22	Grease nipple		2	662 126 224
23	Hex. bolt		8	659 112 510
24	Manufacturer's plate		1	659 120 380
26	Rivet		2	662 126 173
28	Hammer rivet		1	662 126 151
29	Lubrication tube		1	662 111 289
30	Lock nut		2	662 126 176
31	Eyebolt		2	662 126 465
32	Fork		1	662 111 314
35	Safety flange		1	662 111 281

Notes

SK-HD 38.36 G (off-road use)

The cast 36t heavy duty fifth wheel

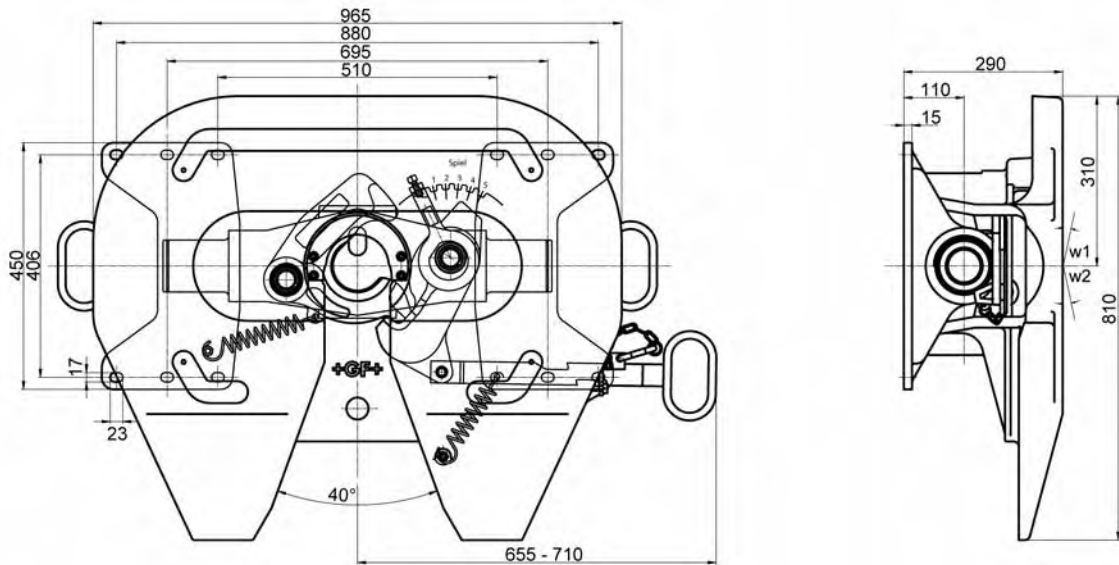
- Suitable for off-road use with oscillating bearings
- Max. tilt $\pm 7^\circ$ around the longitudinal axis
- Simple and safe handling
- 5-stage wear adjustment
- Quick conversion from 3 1/2" to 2" and vice versa
- Suitable for steering wedge applications



Technical data

Type	Lock size	Overall height	D-value	Imposed load	Weight	Angle of inclination	Order no.
	inch	mm	kN	t	kg	degree (w1/w2)	
SK-HD 38.36 G	3 1/2"	290	260	36	272	17° / 14°	662 111 088
SK-HD 38.36.2 G	2"	290	162	23	272	17° / 14°	662 111 089

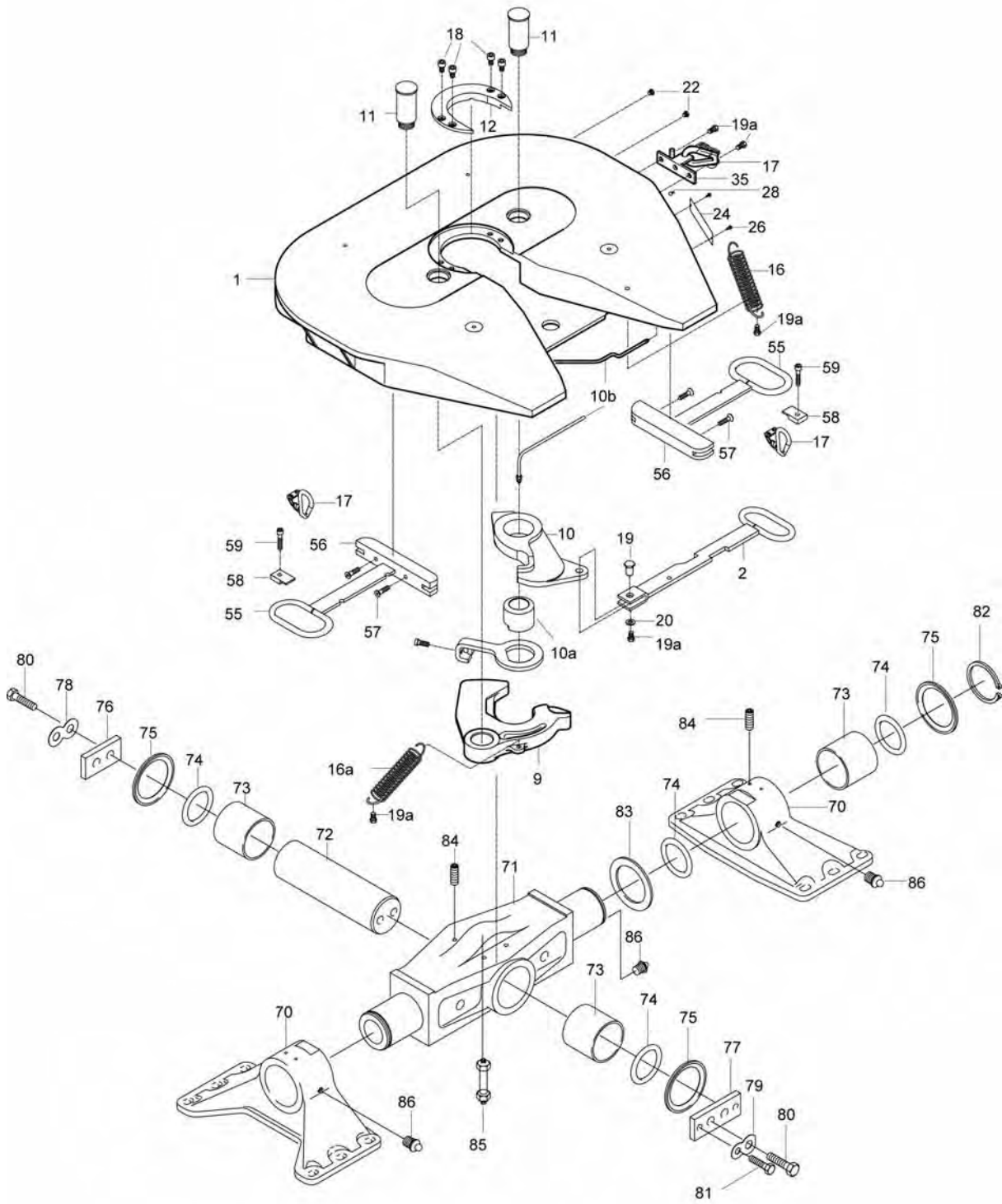
Dimensions



Mounting hole pattern according to DIN 74081
Subject to modifications in dimensions and design

Spare parts SK-HD 38.36 G from serial no. 40001301

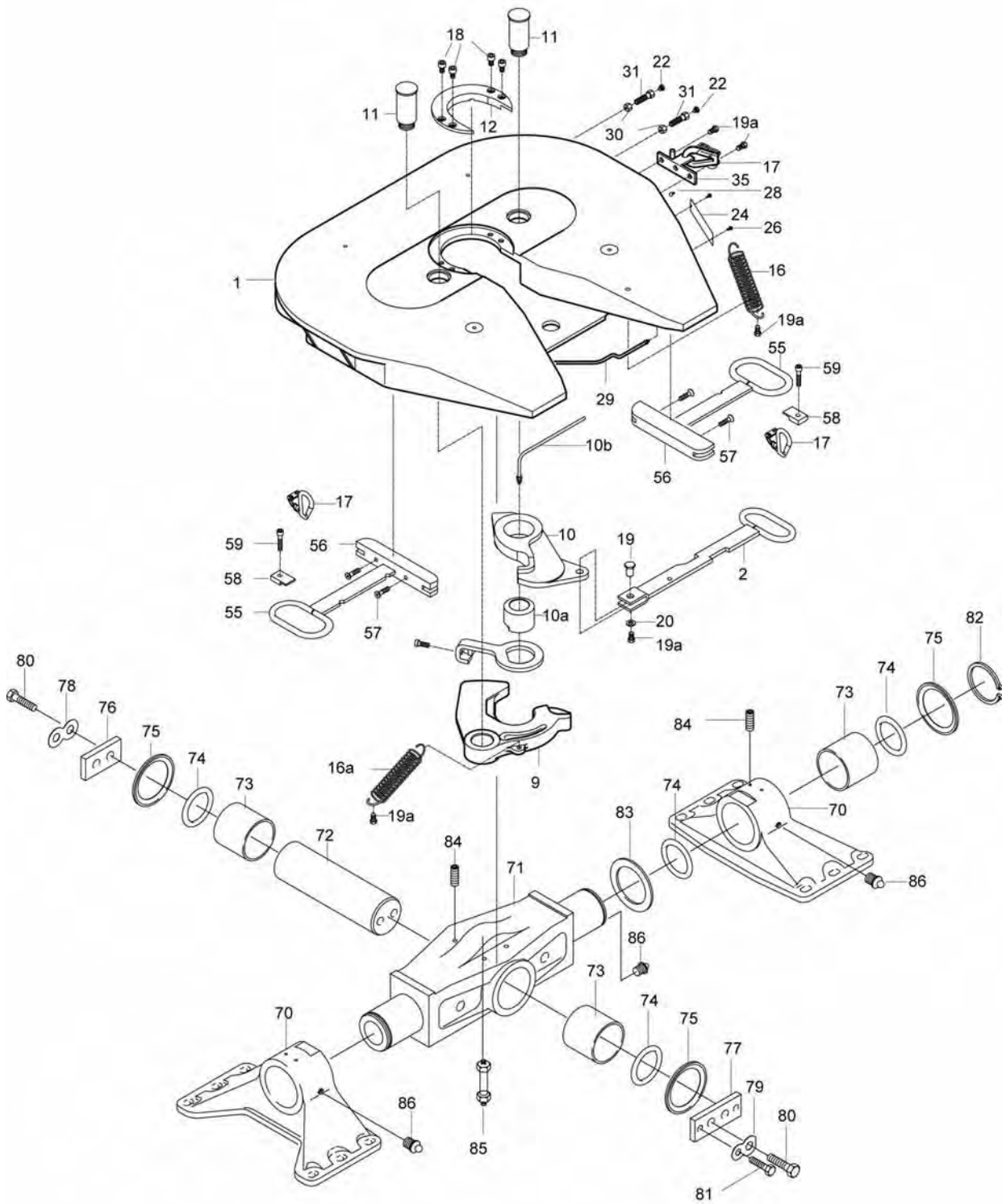
Important: Also applies to the serial no. 40001055-1144 and 40001195-1216



Item	Component (price per piece)	Pcs.	Order no.
	Repair kit for locking mechanism 3 1/2" (9,11,12,18)		662 101 456
	Repair kit for bearing sub-assembly 3 1/2" (73,74,78,79,80,81,84,85,86)		662 101 487
	Repair kit for locking mechanism 2" (9,11,12,18)		662 101 455
	Repair kit for bearing sub-assembly 2" (73,74,78,79,80,81,84,85,86)		662 101 487
	Locking mechanism kit (55, 56, 57, 58, 59)		662 111 313
	Conversion kit 3 1/2" to 2"		662 101 704
	Conversion kit 2" to 3 1/2"		662 101 705
1	Fifth wheel plate	1	662 111 261
2	Operating handle	1	662 111 276
9	Coupler jaw assembly 3 1/2"	1	662 111 247
9	Coupler jaw assembly 2"	1	662 111 249
10	Locking hook assembly	1	662 111 239
10a	Cam	1	662 111 317
10b	Lubrication tube assembly	2	659 144 106
11	Pin	2	662 111 347
12	Wear ring 3 1/2"	1	662 111 343
12	Wear ring 2"	1	662 111 342
16	Tension spring	1	662 126 410
16a	Tension spring	1	662 111 130
17	Carabiner hook with chain	3	662 100 574
18	Cap bolt	4	659 112 624
19	Stud	1	662 126 449
19a	Hex. bolt	2	659 112 359
20	Washer	1	662 126 175
22	Grease nipple	2	662 126 224
24	Manufacturer's plate	1	659 120 380
26	Rivet	2	662 126 173
28	Hammer rivet	1	662 126 151
35	Safety flange	1	662 111 281
55	Operating handle	2	662 111 297
56	Stopper	2	662 111 296
57	Countersunk screw	4	662 100 371
58	Locking plate	2	662 111 298
59	Cap bolt	2	662 126 155
70	Mounting bracket	2	662 111 299
71	Rocker arm	1	662 111 303
72	Trunnion pin	1	662 111 306
73	Bearing sleeve	4	662 111 300
74	O-ring	6	662 111 301
75	Spacing washer	4	659 122 075
76	Plate	1	662 111 304
77	Counterplate	1	662 111 307
78	Locking plate	1	662 111 305
79	Locking plate	2	662 111 308
80	Hex. bolt	4	662 111 203
81	Hex. bolt	2	659 112 320
82	Circlip	2	662 111 302
83	Spacing washer	2	659 122 074
84	Cylindrical notched pin	8	662 111 311
85	Grease nipple assembly	1	662 111 312
86	Grease nipple	6	662 126 224
	Complete base assembly (not shown)		662 111 096

Spare parts SK-HD 38.36 G up to serial no. 40001300

Important: Spare parts for serial numbers 40001055-1144, 40001195-1216
see new spare parts list from serial no. 40001301.



Item	Component (price per piece)	Pcs.	Order no.
	Repair kit for locking mechanism 3 1/2" (9,11,12,18)		662 101 456
	Repair kit for bearing sub-assembly 3 1/2" (73,74,78,79,80,81,84,85,86)		662 101 487
	Repair kit for locking mechanism 2" (9,11,12,18)		662 101 455
	Repair kit for bearing sub-assembly 2" (73,74,78,79,80,81,84,85,86)		662 101 487
	Locking mechanism kit (55, 56, 57, 58, 59)		662 111 313
	Conversion kit 2" to 3 1/2"		662 101 432
	Conversion kit 3 1/2" to 2"		662 101 431
1	Fifth wheel plate	1	662 111 261
2	Operating handle	1	662 111 276
9	Coupler jaw assembly 3 1/2"	1	662 111 247
9	Coupler jaw assembly 2"	1	662 111 249
10	Locking hook assembly	1	662 111 239
10a	Cam	1	662 111 322
10b	Lubrication tube	1	662 130 118
11	Pin	2	662 111 316
12	Wear ring 3 1/2"	1	662 111 250
12	Wear ring 2"	1	662 111 319
16	Tension spring	1	662 126 410
16a	Tension spring	1	662 111 130
17	Carabiner hook with chain	3	662 100 574
18	Cap bolt	4	659 112 363
19	Stud	1	662 126 449
19a	Hex. bolt	5	662 126 172
20	Washer	1	662 126 175
22	Grease nipple	2	662 126 224
24	Manufacturer's plate	1	659 120 380
26	Rivet	2	662 126 173
28	Hammer rivet	1	662 126 151
29	Lubrication tube	1	662 111 289
30	Lock nut	2	662 126 176
31	Eyebolt	2	662 126 465
35	Safety flange	1	662 111 281
55	Operating handle	2	662 111 297
56	Stopper	2	662 111 296
57	Countersunk screw	4	662 100 371
58	Locking plate	2	662 111 298
59	Cap bolt	2	662 126 155
	Complete base assembly (70-86)		662 111 096
70	Mounting bracket	2	662 111 299
71	Rocker arm	1	662 111 303
72	Trunnion pin	1	662 111 306
73	Bearing sleeve	4	662 111 300
74	O-ring	6	662 111 301
75	Spacing washer	4	659 122 075
76	Plate	1	662 111 304
77	Counterplate	1	662 111 307
78	Locking plate	1	662 111 305
79	Locking plate	2	662 111 308
80	Hex. bolt	4	662 111 203
81	Hex. bolt	2	659 112 320
82	Circlip	2	662 111 302
83	Spacing washer	2	659 122 074
84	Cylindrical notched pin	8	662 111 311
85	Grease nipple assembly	1	662 111 312
86	Grease nipple	6	662 126 224

SK-L 26.3

The new "lightweight" for distribution vehicles

Specially developed for distribution vehicles, Georg Fischer offers a particularly lightweight and maintenance-friendly fifth wheel with an imposed load of up to 3 tonnes for reliable and flexible application.

- Maintenance-friendly
- Higher payload - lower dead weight
- Optimum component design through spheroidal graphite cast iron construction

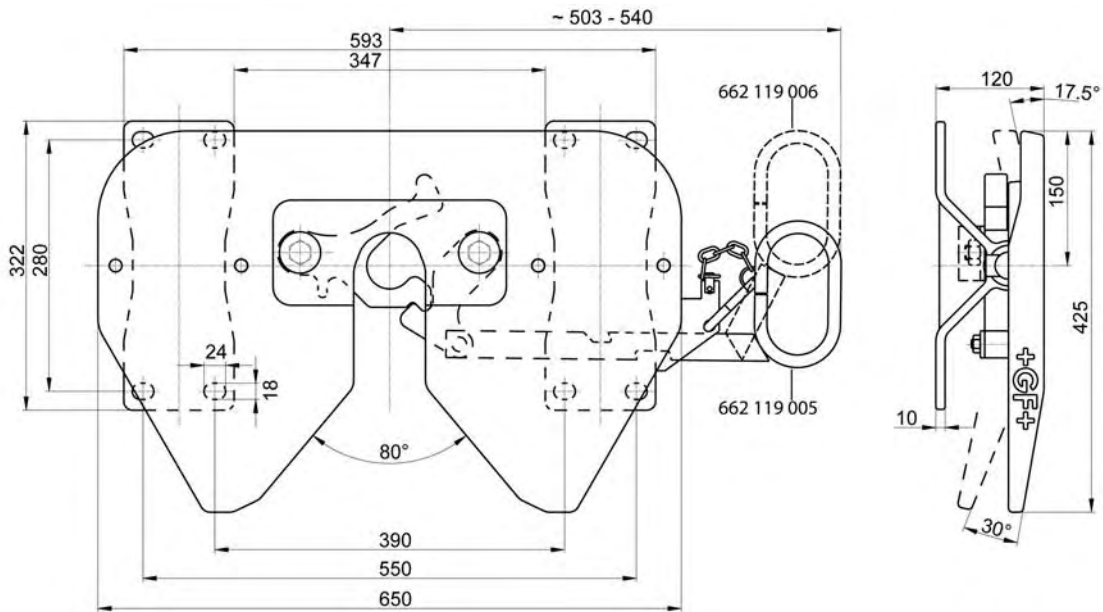


Technical data

Type	Overall height	D-value	Weight	Angle of inclination	Coupling point	Order no.
	mm	kN	kg	degree (w1/w2)		
SK-L 26.3	120	22.5	34.5	30°/17.5°	from 101 mm	662 119 005
SK-L 26.3	120	22.5	34.5	30°/17.5°	up to 100 mm	662 119 006

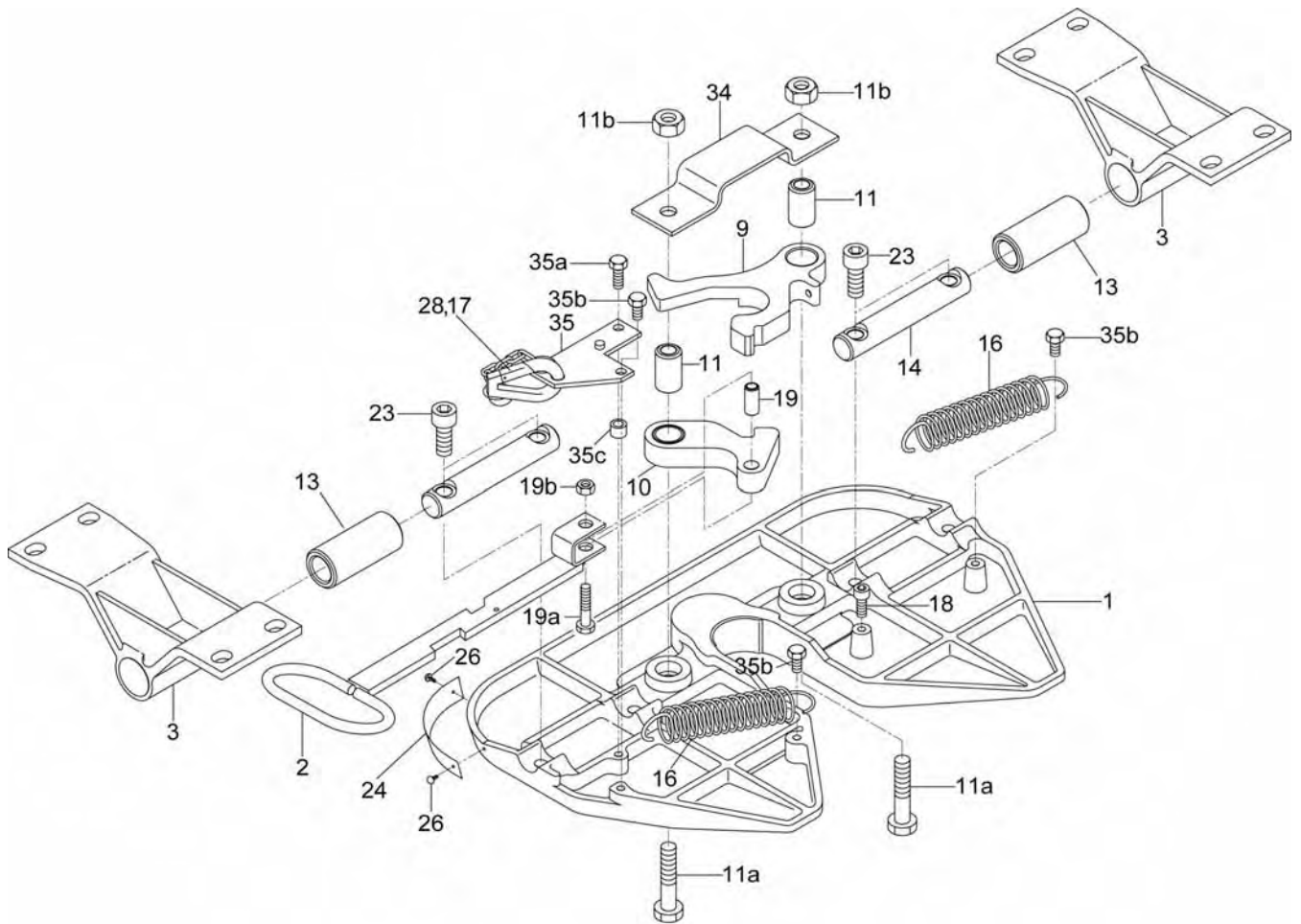
- Later conversion from ..005 to ..006 possible and vice-versa
- EU test no.: e 1-00-0474

Dimensions



Subject to modifications in dimensions and design

Spare parts SK-L 26.3



Item	Component (price per piece)	Serial no.	Pcs.	Order no.
1	Fifth wheel plate		1	662 119 118
2	Operating handle for 662 119 005		1	662 119 134
2	Operating handle for 662 119 006		1	662 119 148
3	Mounting bracket		2	662 119 147
9	Coupler jaw assembly		1	662 119 137
10	Locking hook assembly		1	662 119 139
11	Pin		2	662 119 141
11a	Hex. bolt		2	659 112 355
11b	Nut		2	662 126 152
13	Rubber bush		2	662 119 111
14	Trunnion pin		2	662 119 143
16	Tension spring		2	662 126 410
17	Carabiner hook with chain		1	662 100 574
18	Cap bolt	0 - 108683	1	659 112 358
19	Stud		1	662 119 144
19a	Hex. bolt		1	659 112 357
19b	Nut		1	659 100 036
23	Cap bolt		4	659 112 356
24	Manufacturer's plate D/E/F		1	659 120 375
26	Rivet (3x8)		2	662 126 173
28	Hammer rivet		1	662 126 151
34	Bridge plate		1	662 119 142
35	Safety flange		1	662 119 135
35a	Hex. bolt	0 - 108683	1	659 112 360
35b	Hex. bolt	108684 - ...	4	659 112 359
35c	Bush	0 - 108683	1	662 119 146

Notes

Mobility

With the original for the original

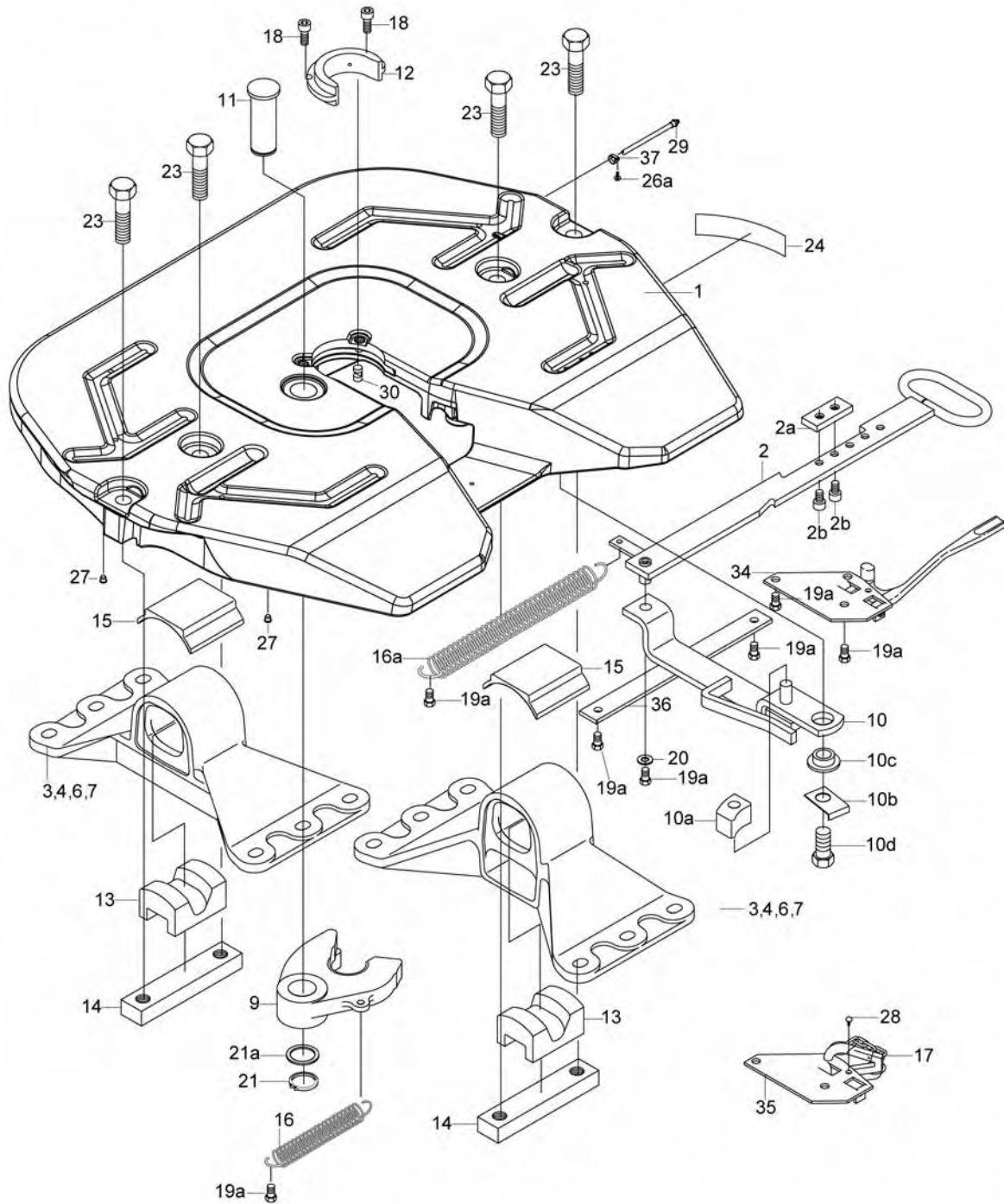
Georg Fischer spare parts.
Convincing in price and
guaranteed quality.

With correct maintenance
and care, the service life of
the fifth wheel is increased
significantly.

All movable parts on the
SK-S 36.20 can be replaced
with just a few turns.

Spare parts SK-S 36.20 (phased-out range)

The spare parts for the SK-S 36.20 are fully compatible with the SK-S 36.20 PLUS.



Item	Component (price per piece)	Serial no.	Pcs.	Order no.
	Repair kit for locking mechanism and bearings	13000 - ...		662 101 493
	Repair kit for locking mechanism and bearings	0 - 12999		662 101 477
	Repair kit for locking mechanism (9, 11, 12, 18, 21)	13000 - ...		662 101 492
	Repair kit for locking mechanism (9, 11, 12, 18, 21)	0 - 12999		662 101 475
	Repair kit for bearings (13, 15, 23)			662 101 473
	Repair kit for wear ring (12,18)	13000 - ...		662 101 566
	Repair kit for wear ring (12,18)	0 - 12999		662 101 565

Item	Component (price per piece)	Serial no.	Pcs.	Order no.
1	Fifth wheel plate		1	662 129 371
2	Operating handle, complete (2a, 2b)	13000 - ...	1	662 129 166
2	Operating handle	12000 - 12999	1	662 129 146
2	Operating handle	0 - 11999	1	662 129 130
2a	Adjustment plate	13000 - ...	1	662 129 158
2a	Adjustment plate	0 - 12999	1	662 129 133
2b	Cap bolt	13000 - ...	2	659 112 371
2b	Cap bolt	0 - 12999	1	659 100 017
3	Mounting bracket 128 mm		2	662 129 383
4	Mounting bracket 150 mm		2	662 129 384
6	Mounting bracket 185 mm		2	662 129 385
6	Mounting bracket 225 mm		2	662 129 389
7	Mounting bracket 250 mm		2	662 129 386
9	Coupler jaw		1	662 129 134
10	Locking hook	13000 - ...	1	662 129 156
10	Locking hook	12000 - 12999	1	662 129 143
10	Locking hook	0 - 11999	1	662 129 129
10a	Stopper		1	662 129 381
10b	Locking plate		1	662 129 387
10c	Bush		1	662 129 374
10d	Hex. bolt		1	662 129 600
11	Pin		1	662 129 375
12	Wear ring	13000 - ...	1	662 129 377
12	Wear ring	0 - 12999	1	662 129 373
13	Rubber damper		2	662 114 110
14	Tensioning bar		2	662 129 388
15	Bearing insert		2	662 130 101
16	Tension spring		1	662 126 411
16a	Tension spring		1	662 129 317
17	Carabiner hook with chain		1	662 100 574
18	Cap bolt	12999 - ...	2	659 112 372
18	Cap bolt	0 - 13000	2	662 126 155
19a	Hex. bolt	13000 - ...	7	659 112 359
19a	Hex. bolt	0 - 12999	5	662 126 172
20	Washer		1	662 126 175
21	Circlip		1	659 100 027
21a	Supporting washer		1	659 100 026
23	Hex. bolt		4	662 129 606
24	Manufacturer's plate		1	659 120 380
26	Rivet		2	662 126 173
26a	Rivet		1	662 126 179
27	Plastic plug	13000 - ...	4	662 126 223
27	Plastic plug	0 - 12999	2	662 126 223
28	Hammer rivet		1	662 126 151
29	Lubrication tube	13000 - ...	1	659 144 106
30	Grease plug	13000 - ...	1	662 129 380
34	Automatic latch		1	662 129 153
35	Safety flange for carabiner hook	12000 - ...	1	662 129 147
35	Safety flange for carabiner hook	0 - 11999	1	662 129 376
36	Guide plate		1	662 129 144
37	Lock nut		1	659 100 029
38	Hex. bolt	0 - 12999	2	662 111 202
	Lock nut (not shown)	0 - 12999	1	662 126 176
	Grease nipple (not shown)	0 - 12999	1	662 126 224
	Eyebolt (not shown)	0 - 12999	1	662 126 465
	Plastic plug (not shown)	0 - 12999	4	662 129 393

RECOSS® 2-sensor safety system for SK-S 36.20

All fifth wheel models of the phased-out range SK-S 36.20 can be equipped with the RECOSS® 2-sensor safety system.

Fifth wheels of the PLUS generation are specially prepared for the new RECOSS® 3-sensor system. These order no. can be found in chapter SK-S 36.20 PLUS S RECOSS®.

Installation kit for SK-S 36.20 S (2-sensor version)

The installation kit contains all the components for connecting a SK-S 36.20 (phased-out range) to the vehicle electronic system. Not included are the indicator lights which must be separately ordered from the respective vehicle manufacturer.

Type	Note	Order no.
RECOSS® installation kit for all SK-S 36.20 S models	2 sensors, ADR version	662 129 344

Conversion kit for SK-S 36.20 (2-sensor version)

All fifth wheel models of the SK-S 36.20 generation can be retrofitted with the RECOSS® 2-sensor safety system. The conversion kit contains the installation kit, as well as all the necessary components except the indicator lights which must be separately ordered from the respective vehicle manufacturer.

Type	Note	Order no.
RECOSS® conversion kit for all SK-S 36.20 (complete)	contains installation kit	662 129 189

Repair kits and spare parts

Type	Pcs.	Order no.
Repair kit for sensors (2-sensor model)		662 129 426
Repair kit for lock mechanism SK-S 36.20 S		662 101 716
Repair kit for lock mechanism and bearings SK-S 36.20 S		662 101 717
Repair kit for lock mechanism SK-S 36.20 WS		662 101 718
Repair kit for lock mechanism and bearings SK-S 36.20 WS		662 101 719
Coupler jaw SK-S 36.20 S	1	662 129 161
Coupler jaw SK-S 36.20 WS	1	662 131 115
Circlip	1	659 100 027
Automatic latch, complete (2 sensors)		662 129 165
Bolts for lock mechanism (M10)	2	659 112 359
Cable clip	6	662 129 168
Bolts for coupler jaw sensor (M4)	2	659 112 376
Wiring loom assembly (9a,9b,9c,9d)		662 129 170
Extension cable to control unit	1	662 129 504
Adaptor cable for control unit	1	662 129 505
Connecting cable for vehicle electronic system	1	662 129 503
Connecting cable for power supply	1	662 129 501
Control unit (2-sensor, ADR/GGVs suitable)	1	662 129 400
Mounting adaptor for control unit	1	662 129 404
Cable tie	3	659 100 045
Labels for indicator lights	1	662 129 190

Notes

Spare parts SK-S 36.20 V (long mounting angles)

Overall height 140 mm: GF-no.: **662129901**, 662129902

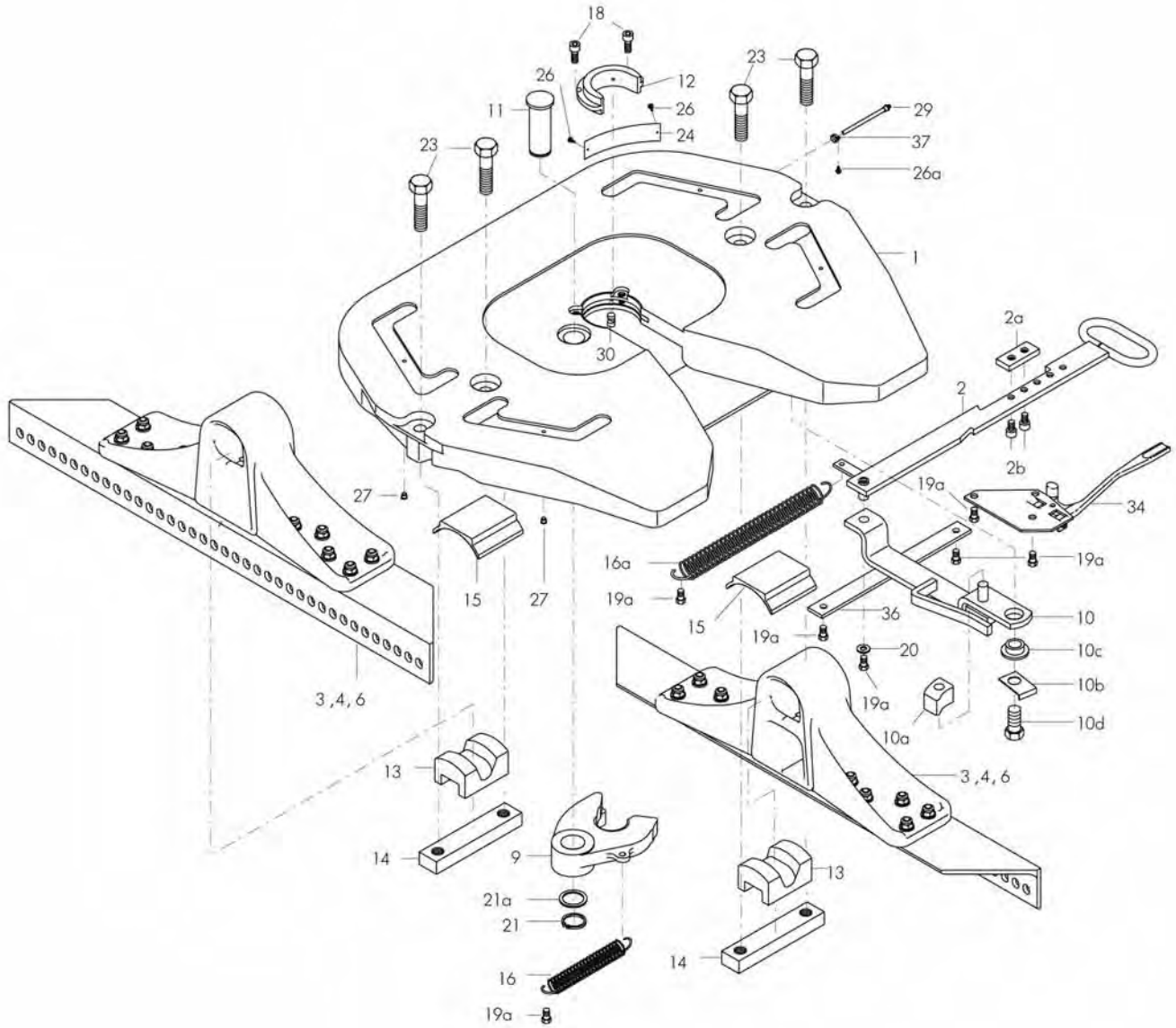
Overall height 140 mm: GF-no.: **662129911** with central lubrication kit

Overall height 160 mm: GF-no.: **662129903**, 662129904

Overall height 160 mm: GF-no.: **662129912**, **662129913** with central lubrication kit

Overall height 200 mm: GF-no.: **662129905**, 662129906

Overall height 160 mm: GF-no.: **662129914**, **662129915** with central lubrication kit

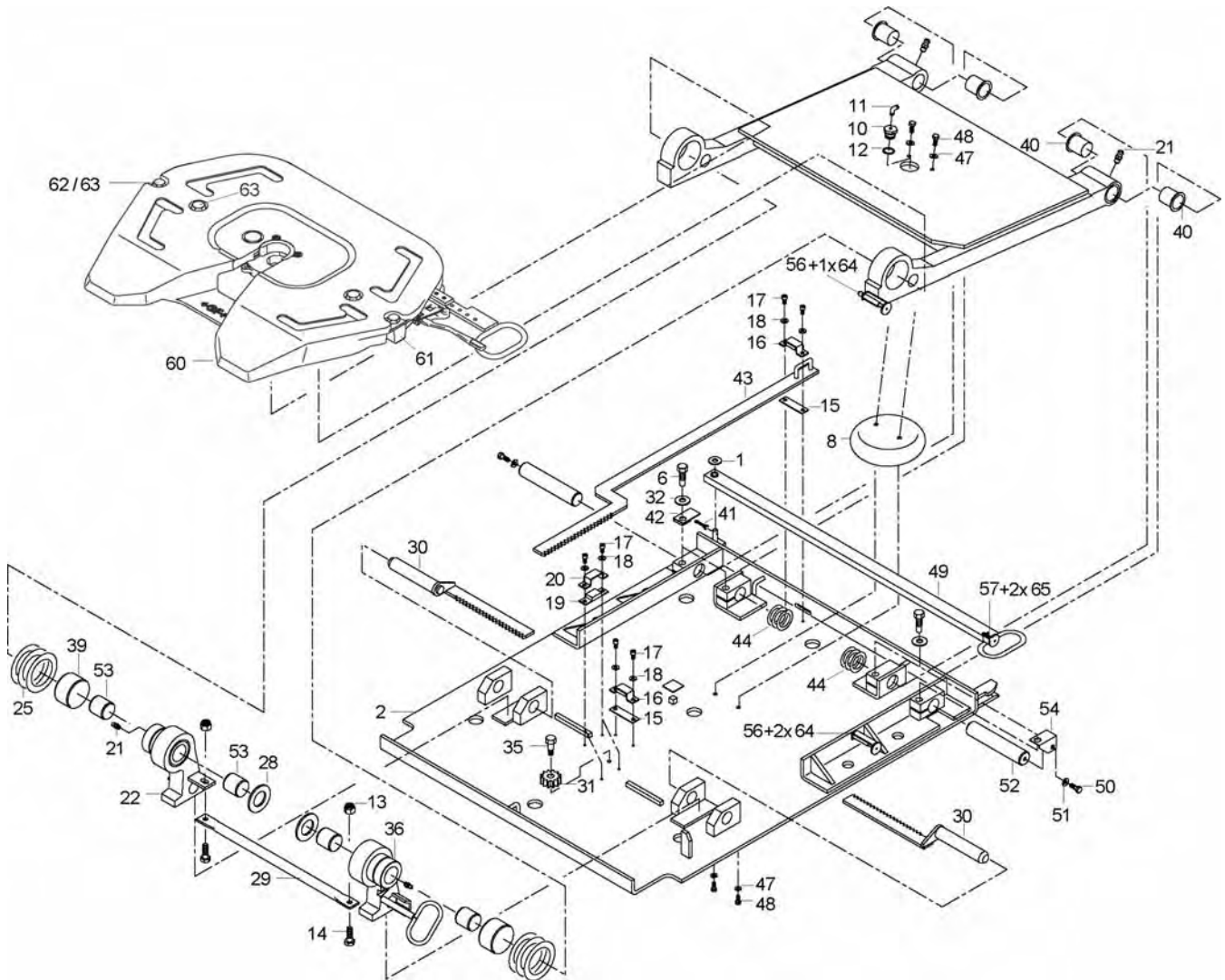


Item	Component (price per piece)	Pcs.	Order no.
	Repair kit for locking mechanism and bearings (9,11,12,13,15,18,21,23)		662 101 493
	Repair kit for locking mechanism (9,11,12,18,21)		662 101 492
	Repair kit for bearings (13,15,23)		662 101 473
1	Fifth wheel plate	1	662 129 371
2	Operating handle, complete	1	662 129 166
2a	Adjustment plate	1	662 129 158
2b	Cap bolt	2	659 112 371
3	Mounting angle 140 mm left [right], complete	1	662 126 249
3	Mounting angle 140 mm right [left], complete	1	662 126 248
4	Mounting angle 160 mm left [right], complete	1	662 126 240
4	Mounting angle 160 mm right [left], complete	1	662 126 241
6	Mounting angle 200 mm left [right], complete	1	662 126 237
6	Mounting angle 200 mm right [left], complete	1	662 126 238
9	Coupler jaw	1	662 129 134
10	Locking hook	1	662 129 156
10a	Stopper	1	662 129 381
10b	Locking plate	1	662 129 387
10c	Bush	1	662 129 374
10d	Hex. bolt	1	662 129 600
11	Pin	1	662 129 375
12	Wear ring	1	662 129 377
13	Rubber damper	2	662 114 110
14	Tensioning bar	2	662 129 388
15	Bearing insert	2	662 130 101
16	Tension spring	1	662 126 411
16a	Tension spring	1	662 129 317
18	Cap bolt	2	659 112 372
19a	Hex. bolt	7	659 112 359
20	Washer	1	662 126 175
21	Circlip	1	659 100 027
21a	Supporting washer	1	659 100 026
23	Hex. bolt	4	662 129 606
24	Manufacturer's plate	1	659 120 380
26	Rivet	2	662 126 173
26a	Rivet	1	662 126 179
27	Plastic plug	4	662 126 223
28	Hammer rivet		662 126 151
29	Lubrication tube	1	659 144 106
30	Grease plug	1	662 129 380
34	Automatic latch	1	662 129 153
36	Guide plate	1	662 129 144
37	Lock nut	1	659 100 029
	Central lubrication * (not shown)	1	659 144 143

A reversal of the mounting angles increases or decreases the coupling point by 25 mm.

Spare parts SK-S 36.20 H / SK-S 36.22 H

When placing your order, please always indicate the article no. as well as the serial no. of your dual height fifth wheel. Spare parts for fifth wheel plate see spare parts list of the respective fifth wheel type.



Item	Component (price per piece)	Pcs.	Order no.
	Repair kits for rocker bearing (40,44,52)		662 132 195
	Repair kits for support bearing (13,14,25,39,53)		662 132 196
1	Washer	2	662 132 204
2	Base plate 10 mm	1	662 132 100
6	Hex. bolt	4	662 132 210
7	Rocker arm	1	662 132 131
8	Air bellows	1	662 132 200
10	Air inlet adaptor	1	662 132 135
11	90° elbow connector	1	662 126 493
12	Sealing ring	1	662 132 201
13	Locking nut	2	662 132 215
14	Hex. bolt	2	662 132 211
15	Spacer plate	2	662 132 115
16	Guide bracket	2	662 132 118
17	Hex. socket screw	8	662 132 212
18	Washer	8	662 132 213
19	Spacer	2	662 132 116
20	Bracket	2	662 132 117
21	Grease nipple	4	662 132 214
22	Left support 100 mm	1	662 132 122

Item	Component (price per piece)	Pcs.	Order no.
22	Left support 150 mm	1	662 132 125
22	Left support 200 mm	1	662 132 128
25	Set of spacers *	1	662 132 198
28	Set of spacers **	1	662 132 197
29	Guide pipe	1	662 132 120
30	Gear bolt	2	662 132 138
31	Toothed wheel	1	662 132 119
32	Washer	4	662 132 206
35	Bolt	1	659 112 381
36	Right support 100 mm	1	662 132 123
36	Right support 150 mm	1	662 132 126
36	Right support 200 mm	1	662 132 129
39	Bush (D 85x80x50)	2	662 132 130
40	Bush (D 44x40x50 WG66)	4	662 132 132
41	Splint pin	1	662 132 205
42	Left locking plate	1	662 132 155
43	Actuating rod	1	662 132 112
44	Set of spacing washer ***	3	662 132 199
47	Spring washer	4	662 132 208
48	Hex. bolt	4	662 132 207
49	Locking lever	1	662 132 170
50	Hex. bolt	2	662 132 203
51	Spring washer	2	662 132 202
52	Stud	2	662 132 110
53	Bush	4	662 132 146
54	Right locking plate	1	662 132 111
55	Cap	4	659 144 142
56	Spring lock	2	662 132 172
57	Spring lock	1	662 132 171
58	Central lubrication system BEKA-MAX	1	662 132 041
60	Fifth wheel without bearings (model on demand)	1	
61	Shaft	2	662 132 292
62	Spring pin	2	662 132 293
63	Hex. bolt	4	659 112 627
64	Locking nut	3	659 115 313
65	Locking nut	2	659 115 312
	Holding plate (not shown)	1	662 132 139
	3/2-way valve (not shown)	1	662 132 156
	Pneumatic hose 1.5 m (not shown)	1	662 132 169

*) Set contains spacers D 116x80x0.5, D 116x80x1, D 116x80x2

**) Set contains spacers 2x D 80x45x0.5, 2x D 80x45x1, 2x D 80x40.5x2

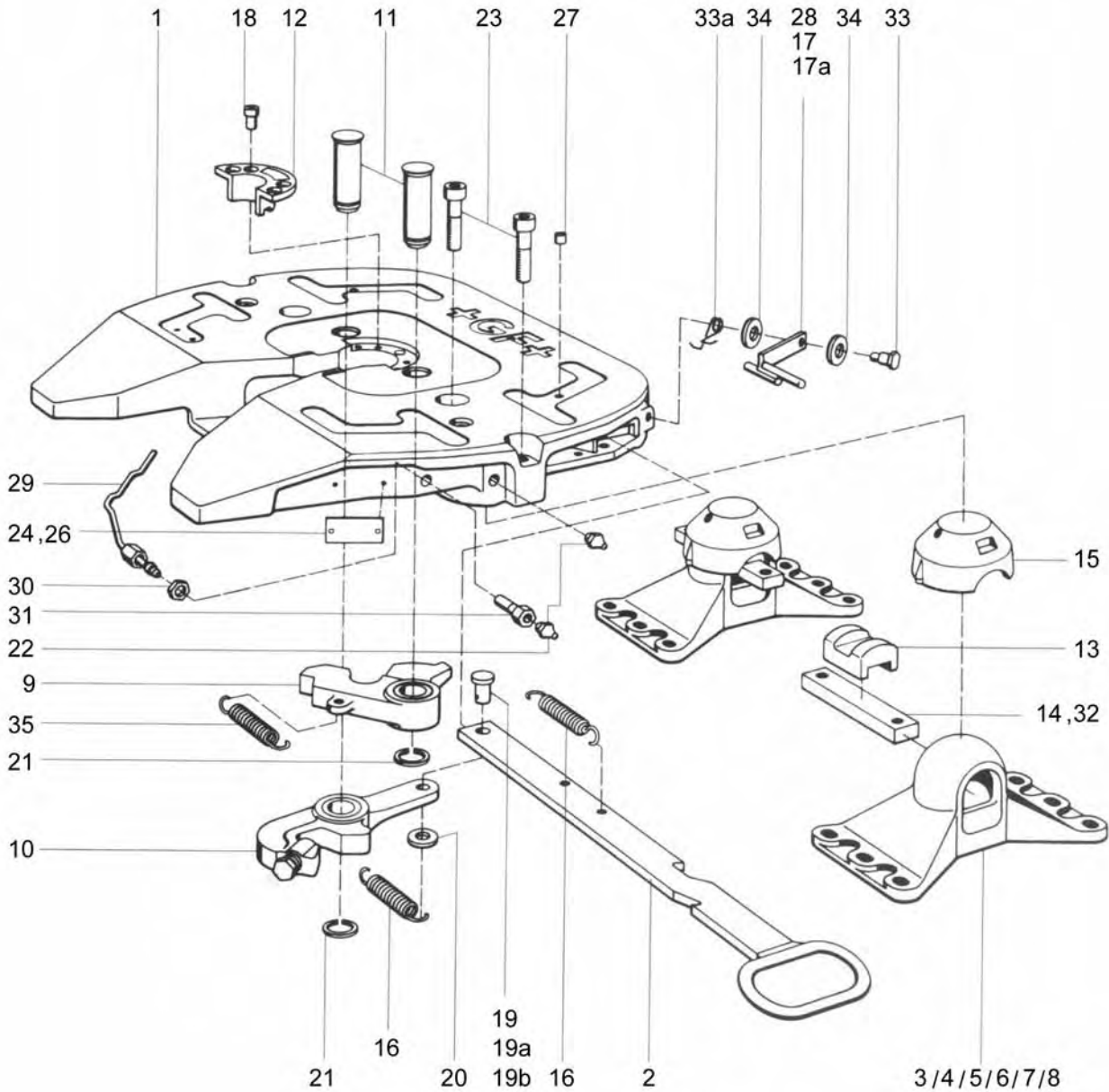
***) Set contains spacing washers D 65x40.5x0.5, D 65x40.5x1, D 65x40.5x2

Spare parts SK-S 36.22

Model 1: 662127102, 662127104, 662127106, 662127108, 662127110, 662127112, 662127114, 662127116

Model 2: 662127168-171

Model 3: 662127152-155, 662127179, 662127181



Item	Component (price per piece)	Model	Serial no.	Pcs.	Order no.
	Repair kit for locking mechanism/bearings (9,11**,12,13,15,18,19a+b,21**,23)	1			662 101 313
	Repair kit for locking mechanism/bearings (9,11**,12,13,15,18,19a+b,21**,23)	2			662 101 368
	Repair kit for locking mechanism/bearings (9,11**,12,13,15,18,19a+b,21**,23)	3	900000 - ...		662 101 422
	Repair kit for locking mechanism/bearings (9,11**,12,13,15,18,19a+b,21**,23)	3	0 - 899999		662 101 332
	Repair kit for locking mechanism (9,11**,12,18,19a+b,21**)	1			662 101 314
	Repair kit for locking mechanism (9,11**,12,18,19a+b,21**)	2			662 101 367
	Repair kit for locking mechanism (9,11**,12,18,19a+b,21**)	3	900000 - ...		662 101 423
	Repair kit for locking mechanism (9,11**,12,18,19a+b,21**)	3	0 - 899999		662 101 333
	Repair kit for bearings (13,15,23)	1+2			662 101 315
	Repair kit for bearings (13,15,23)	3			662 101 334
1	Fifth wheel plate	1		1	662 126 207
1	Fifth wheel plate *	1		1	662 126 208
1	Fifth wheel plate	2		1	662 126 220
1	Fifth wheel plate	3		1	662 126 230

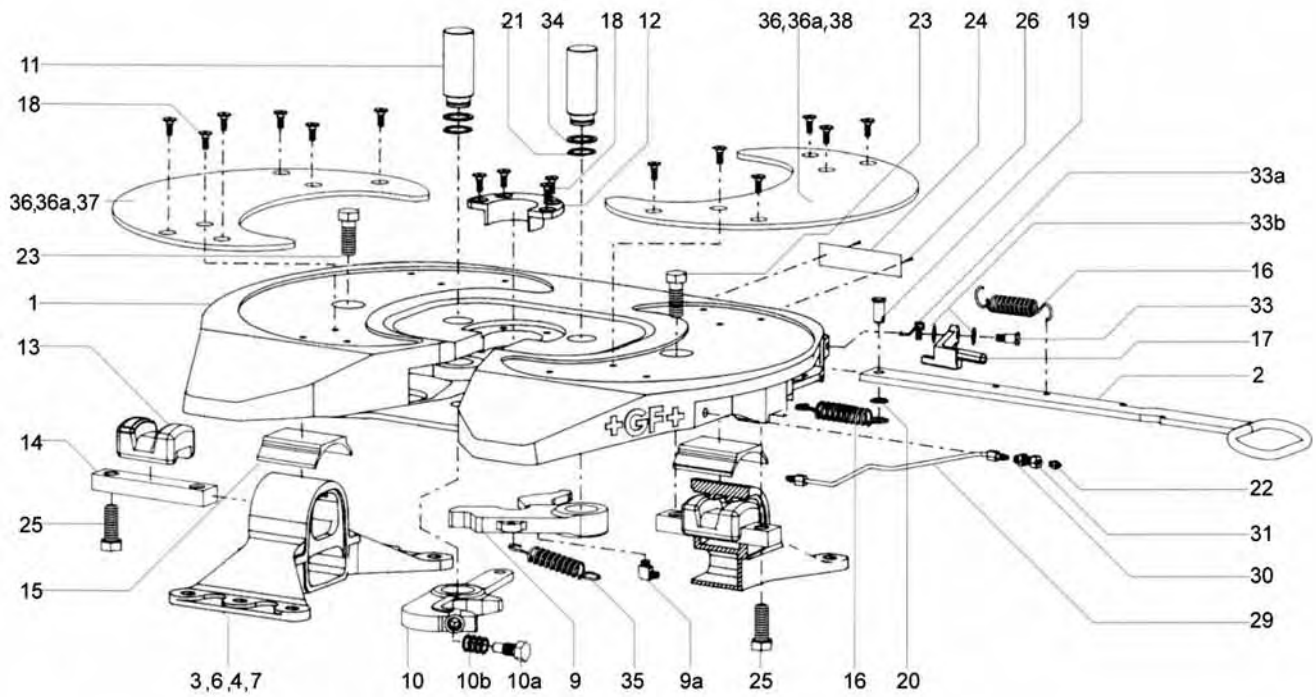
Item	Component (price per piece)	Model	Serial no.	Pcs.	Order no.
2	Operating handle			1	662 126 473
2	Operating handle**, rear	1		1	662 126 407
3	Mounting bracket 128 mm	3		2	662 126 636
4	Mounting bracket 150 mm	1+2		2	662 126 601
4	Mounting bracket 150 mm	3		2	662 126 631
5	Mounting bracket 170 mm	3		2	662 126 635
6	Mounting bracket 185 mm	1+2		2	662 126 602
6	Mounting bracket 185 mm	3		2	662 126 629
7	Mounting bracket 250 mm	1+2		2	662 126 603
7	Mounting bracket 250 mm	3		2	662 126 630
8	Mounting bracket 300 mm	1+2		2	662 126 604
8	Mounting bracket 300 mm	3		2	662 126 632
9	Coupler jaw assembly			1	662 126 403
10	Locking hook assembly (incl. bolt, spacer washer)			1	662 126 401
	Bolt			1	662 126 450
	Spacer washer			4	662 126 456
11	Pin	1		2	662 126 409
11	Pin	2		2	662 126 433
11	Pin	3		2	662 126 441
12	Wear ring	3	900000 - ...	1	662 126 229
12	Wear ring		0 - 899999	1	662 126 202
13	Rubber damper	1+2		2	662 126 608
13	Rubber damper	3		2	662 114 110
14	Tensioning bar	1+2		2	662 126 607
14	Tensioning bar	3		2	662 126 634
15	Bearing	1+2		2	662 126 600
15	Bearing	3		2	662 126 633
16	Tension spring			2	662 126 410
17	Carabiner hook with chain	1+2		1	662 100 574
17a	Safety cap	3		1	662 126 638
18	Cap bolt			4	662 126 155
19	Stud	1+3		1	662 126 429
19	Stud	2		1	662 126 449
19a	Bolt	2		1	662 126 172
19b	Splint pin	1		1	662 126 183
20	Washer	1+3		1	662 126 159
20	Washer	2		1	662 126 175
21	Circlip	3		2	662 126 169
21	Split pin	1		2	659 100 041
21	Splint / washer	2		1	662 126 174
22	Grease nipple	1		1	662 126 168
22	Grease nipple	2+3		1	662 126 224
23	Cap bolt	3		1	662 125 171
23	Nut	1+2		1	662 126 152
24	Manufacturer's plate			1	659 120 370
26	Rivet			2	662 126 173
27	Dust cap			5	662 126 223
28	Hammer rivet	1+2		4	662 126 151
29	Lubrication tube assembly	2		1	662 126 452
29	Lubrication tube assembly	3		1	662 126 464
30	Lock nut	2+3		1	662 126 176
31	Eyebolt	2+3		1	662 126 465
32	Hose clip	1+2		4	662 126 609
33	Bolt	3		1	662 126 488
33a	Torsion spring	3		1	662 126 640
34	Spacer	3		2	662 126 495
35	Tension spring			1	662 126 411

* For fifth wheel models 662 127 104, 662 127 108, 662 127 112, 662 127 116

** 1 pcs.

Spare parts SK-S 36.22 W

For order no. 662 130 001 (128mm), 662 130 002 (150mm), 662 130 003 (185mm), 662 130 004 (250mm)



Item	Component (price per piece)	Serial no.	Pcs.	Order no.
	Repair kit for locking mechanism and bearings (9,10b,11,12,13,15,18,21,23,25)			662 101 447
	Repair kit for locking mechanism (9,10b,11,12,18,21)			662 101 448
	Repair kit for bearings (13,15,23,25)			662 101 449
	Repair kit for slide coating (18,36)	20025 - ...		662 101 469
	Repair kit for slide coating (18,37,38)	MA-Nr.		662 101 450
1	Fifth wheel plate		1	662 130 120
2	Unlocking handle		1	662 126 473
3	Mounting bracket 128 mm		2	662 129 383
4	Mounting bracket 150 mm		2	662 129 384
6	Mounting bracket 185 mm		2	662 129 385
7	Mounting bracket 250 mm		2	662 129 386
9	Coupler jaw assembly		1	662 130 104
9a	Angle connector		1	662 126 493
10	Locking hook assembly		1	662 130 110
10a	Adjusting screw		1	662 126 450
10b	Shim ring		4	662 126 456
11	Pin		2	662 126 472
12	Wearing ring		1	662 130 123
13	Rubber damper		2	662 114 110
14	Tensioning spring		2	662 130 107
15	Bearing		2	662 130 101
16	Tension spring		2	662 126 410
17	Safety cap		1	662 126 638
18	Collar screw, special		16	662 130 114
19	Stud		1	662 126 471
20	Disc		1	662 126 159
21	Circlip		2	659 100 027
22	Grease nipple		1	662 126 224
23	Hex. screw		2	662 129 606
24	Manufacturer's plate		1	659 120 380
25	Hex. bolt		2	659 112 512
26	Rivet		2	662 126 173
29	Lubrication tube assembly		1	662 130 118
30	Lock nut		1	662 126 176
31	Eyebolt		1	662 126 465
33	Bolt screw		1	662 126 488
33a	Torsion spring		1	662 126 640
33b	Spacing washer		2	662 126 495
34	Supporting washer		2	659 100 026
35	Tension spring		1	662 126 411
36	Slide plate, 6 holes	20025 - ...	2	662 131 103
37	Left slide plate	MA-Nr.	1	662 130 112
38	Right slide plate	MA-Nr.	1	662 130 111

Spare parts SK-S 36.22 V / FSK 200 Vo.1

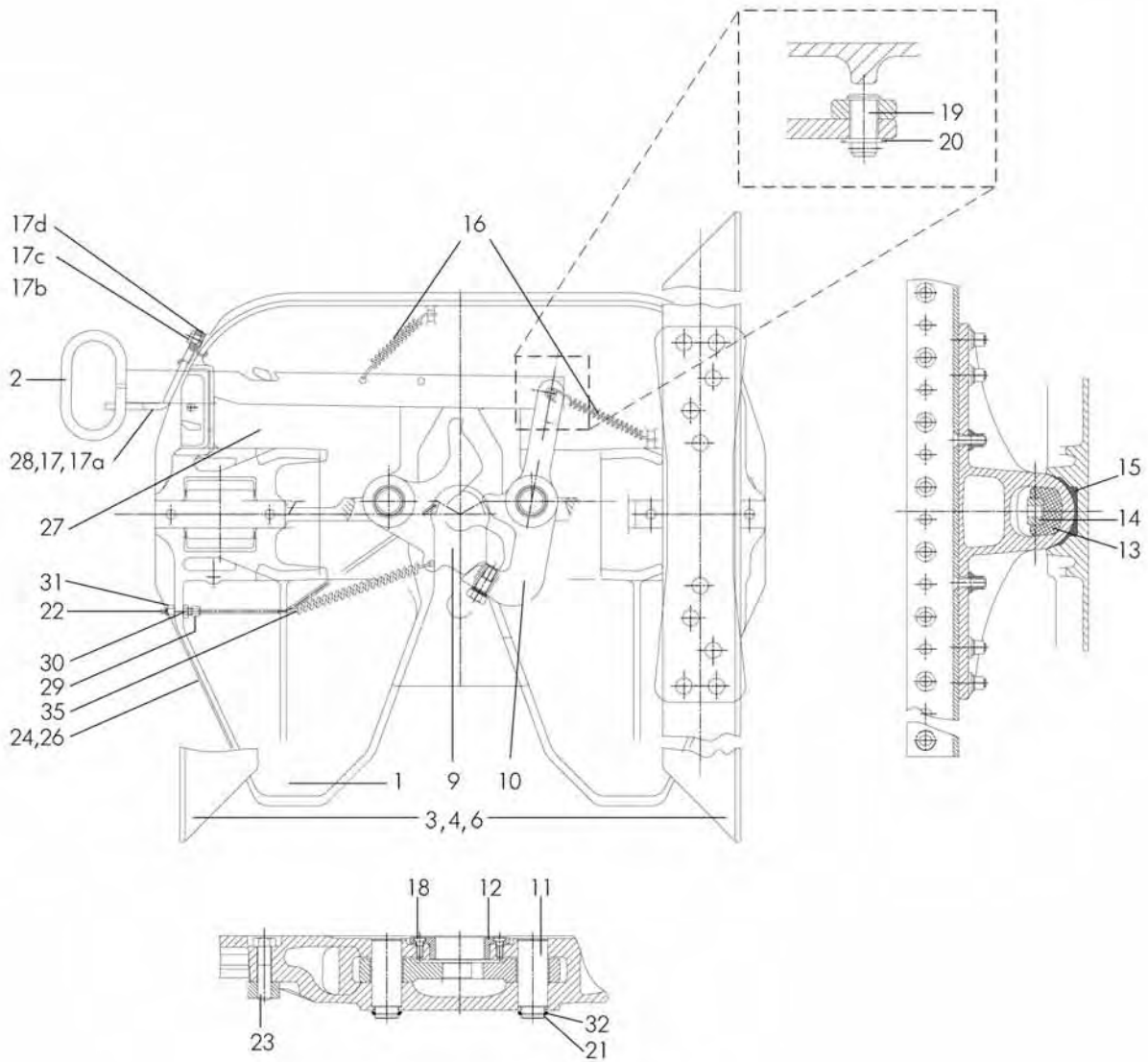
Overall height 140 mm: GF-no.: **662127223**, 662127224

Overall height 140 mm: GF-no.: **662127223** special

Overall height 160 mm: GF-no.: **662127192**, 662127202

Overall height 160 mm: GF-no.: **662127223** special

Overall height 200 mm: GF-no.: **662127184**, 662127203



Item	Component (price per piece)	Serial no.	Pcs.	Order no.
	Repair kit for locking mechanism and bearings (9,10b,11,12,13,15,18,21,23,32)	708700 - ...		662 101 474
	Repair kit for locking mechanism and bearings (9,10b,11,12,13,18,21,23,32)	0 - 708699		662 101 416
	Repair kit for locking mechanism (9,10b,11,12,18,21,32)			662 101 414
	Repair kit for bearings (13,15,23)	708700 - ...		662 101 473
	Repair kit for bearings (13,23)	0 - 708699		662 101 415
	Fifth wheel without mounting angles		1	662 127 195
1	Fifth wheel plate		1	662 126 228
2	Operating handle		1	662 126 473
3	Mounting angle 140mm left [right] complete		1	662 126 249
3	Mounting angle 140mm right [left] complete		1	662 126 248
3	Mounting angle 140mm left complete special		1	662 127 231
3	Mounting angle 140mm right complete special		1	662 127 230
4	Mounting angle 160mm left [right] complete		1	662 126 240
4	Mounting angle 160mm right [left] complete		1	662 126 241
4	Mounting angle 160mm left complete special		1	662 127 243
4	Mounting angle 160mm right complete special		1	662 127 244
6	Mounting angle 200mm left [right] complete		1	662 126 237
6	Mounting angle 200mm right [left] complete		1	662 126 238
9	Coupler jaw complete		1	662 126 403
10	Locking hook complete		1	662 126 401
10a	Screw		1	662 126 450
10b	Shim ring		4	662 126 456
11	Pin		2	662 126 472
12	Wear ring		1	662 126 229
13	Rubber damper		2	662 114 110
14	Tensioning bar		2	662 129 388
15	Bearing insert	708700 - ...	2	662 130 101
16	Tension spring		2	662 126 410
17	Carabiner hook with chain	0 - 705288	1	662 100 574
17a	Safety cap	705289 - ...	1	662 126 638
17b	Leg spring	705289 - ...	1	662 126 640
17c	Bolt screw	705289 - ...	1	662 126 488
17d	Spacer	705289 - ...	2	662 126 495
18	Cap bolt		4	662 126 155
19	Stud		1	662 126 471
20	Washer		1	662 126 159
21	Splint pin		2	659 100 027
22	Grease nipple	708700 - ...	1	662 126 224
22	Grease nipple	0 - 708699	3	662 126 224
23	Hex. bolt		4	662 129 606
24	Manufacturer's plate		1	659 120 370
26	Rivet		2	662 126 173
27	Plastic plug		3	662 126 223
28	Hammer rivet	0 - 705288	1	662 126 151
29	Lubrication tube assembly		1	662 126 484
30	Lock nut		1	662 126 176
31	Eyebolt		1	662 126 465
32	Washer		2	659 100 026
35	Tension spring		1	662 126 411

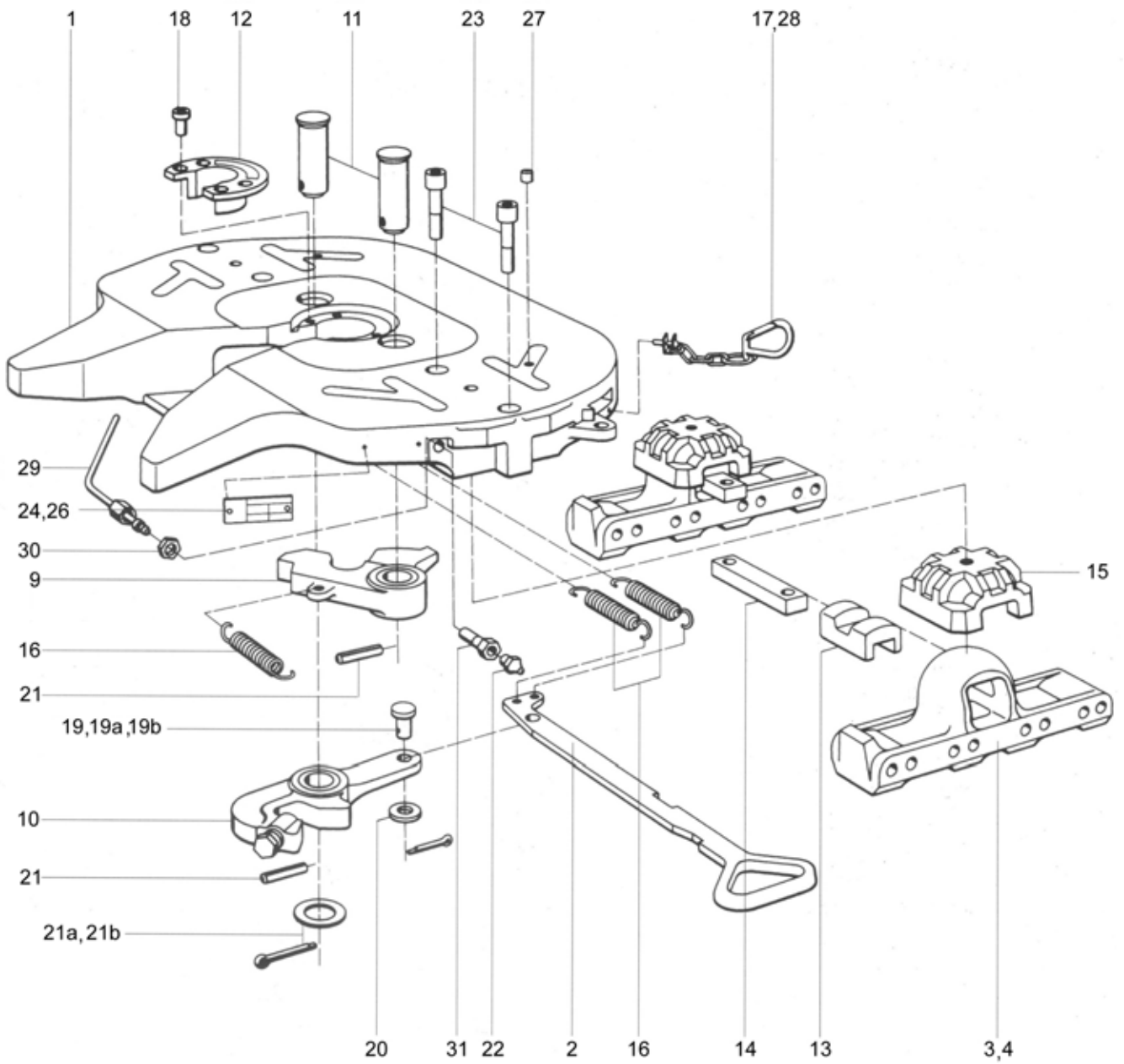
A reversal of the mounting angles increases or decreases the coupling point by 25 mm.

Spare parts SK-V 36.14.5

Model 1: for order no. 662125014 and 662125015

Model 2: for order no. 662125017 and 662125018

Model 3: for order no. 662125008 and 662125009



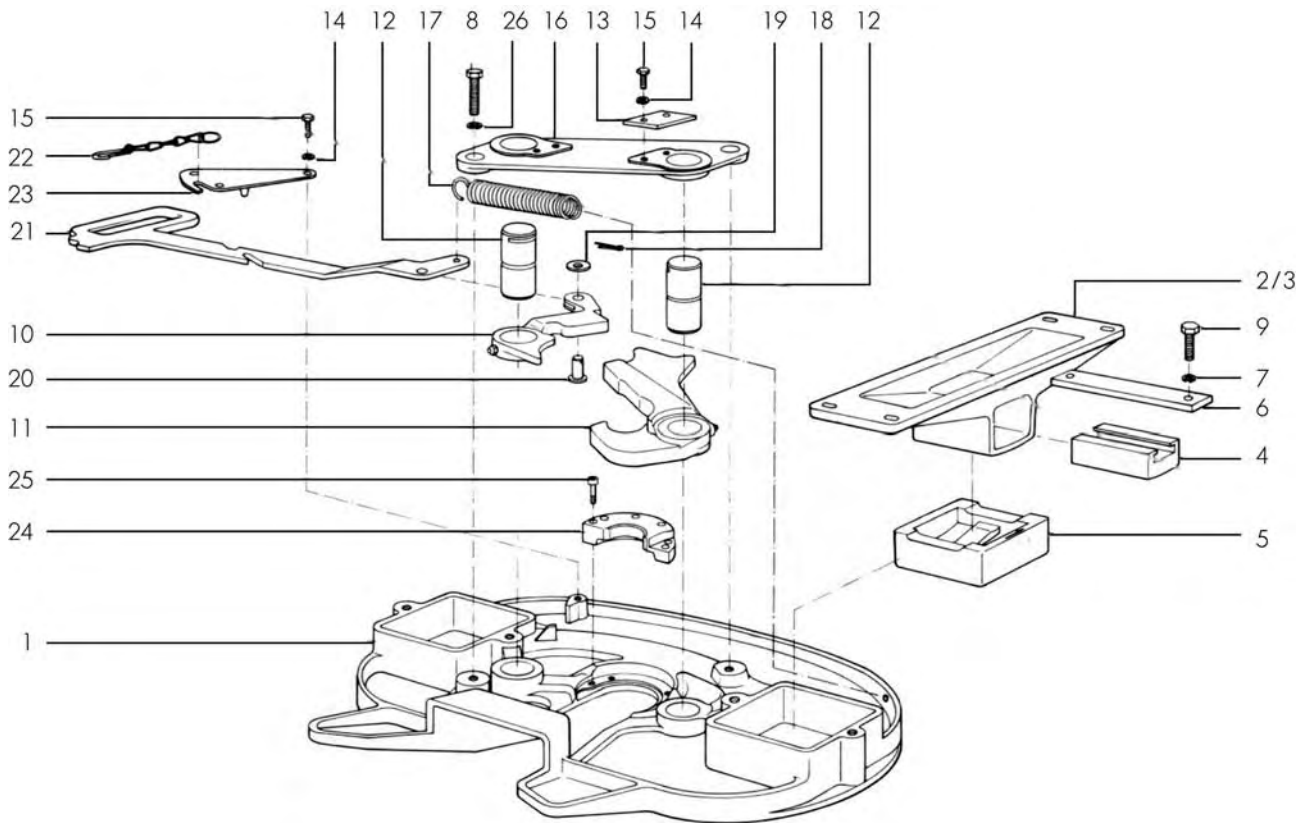
Item	Component (price per piece)	Model	Pcs.	Order no.
	Repair kits for lock mechanism and bearings (9,11*,12,13,15,18,19a+b**,21*,23)	1		662 101 386
	Repair kits for lock mechanism and bearings (9,11*,12,13,15,18,19a+b**,21*,23)	2		662 101 384
	Repair kits for lock mechanism and bearings (9,11*,12,13,15,18,19a+b**,21*,23)	3		662 101 381
	Repair kits for locking mechanism (9,11*,12,18,19a+b**,21*)	1		662 101 367
	Repair kits for locking mechanism (9,11*,12,18,19a+b**,21*)	2		662 101 385
	Repair kits for locking mechanism (9,11*,12,18,19a+b**,21*)	3		662 101 382
	Repair kits for bearings (13,15,23)	1		662 101 388
	Repair kits for bearings (13,15,23)	2+3		662 101 383
1	Fifth wheel plate	1	1	662 125 160
1	Fifth wheel plate	2	1	662 125 161
1	Fifth wheel plate	3	1	662 125 143
2	Operating handle		1	662 125 153
3	Mounting bracket 180 mm	1	2	662 125 167
3	Mounting bracket 180 mm	2+3	2	662 125 139
4	Mounting bracket 230 mm	1	2	662 125 168
4	Mounting bracket 230 mm	2+3	2	662 125 141
9	Coupler jaw assembly		1	662 126 403
10	Locking hook assembly		4	662 126 456
11	Pin	1+2	2	662 126 433
11	Pin	3	2	662 126 409
12	Wear ring		1	662 126 202
13	Rubber damper		2	662 114 110
14	Tensioning bar	1	2	662 125 158
14	Tensioning bar	2+3	2	662 125 155
15	Bearing		2	662 125 146
16	Tension spring		3	662 126 410
17	Carabiner hook with chain		1	662 100 574
18	Cap bolt		4	662 126 155
19	Stud	1	1	662 126 449
19	Stud	2+3	1	662 126 429
19a	Bolt	1	1	662 126 172
19b	Splint	2	1	662 126 183
20	Washer		1	662 126 175
21	Splint pin		2	662 126 174
21a	Washer ***		2	662 111 118
21b	Washer ***		2	662 111 121
22	Grease nipple	1+3	1	662 126 224
22	Grease nipple	2	1	662 126 168
23	Cap bolt	1	4	662 125 171
23	Cap bolt	2+3	4	662 125 154
24	Manufacturer's plate		1	659 120 380
26	Rivet		2	662 126 173
27	Dust cap	1+3	4	662 126 223
27	Dust cap	2	4	662 126 112
28	Hammer rivet		1	662 126 151
29	Lubrication tube assembly		1	662 125 172
30	Lock nut		1	662 126 176
31	Eyebolt		1	662 126 465

* 1 piece

** Included as accessory item for both models

*** If required

Spare parts SK-M 32



Item	Component (price per piece)	Serial no.	Pcs.	Order no.
1	Fifth wheel plate		1	662 114 100
3	Mounting bracket 150 mm		2	662 114 101
2	Mounting bracket 190 mm		2	662 114 115
4	Rubber damper		2	662 114 110
5	Rubber bearing		2	662 108 106
6	Tensioning bar		2	662 114 105
7	Spring ring 20 DIN 128		12	662 111 201
8	Hex. bolt M 20x60		4	662 114 121
9	Hex. bolt M 20x45		8	662 111 203
10	Locking hook complete	662114000, 662114001	1	662 112 217
10	Locking hook complete	662114015, 662114016	1	662 112 244
11	Coupler jaw complete	662114000, 662114001	1	662 112 216
11	Coupler jaw complete	662114015, 662114016	1	662 112 243
12	Pin	662114000, 662114001	2	662 112 281
12	Pin	662114015, 662114016	2	662 112 281
13	Locking plate		2	662 112 144
14	Spring ring 10		6	662 111 200
15	Hex. bolt M 10x25		6	662 111 202
16	Bearing plate		1	662 114 113
17	Tension spring		1	662 114 112
18	Splint 4x28		1	662 126 183
19	Washer 17x30		1	662 126 159
20	Bolt		1	662 112 128
21	Operating handle		1	662 114 107
22	Carabiner hook with chain		1	662 100 301
23	Safety flange for carabiner hook		1	662 114 106
24	Wear ring		1	662 112 235
25	Cap bolt		4	662 100 290
26	Spring ring 16		2	662 114 122

Mobility

People are increasingly mobile, and they have ever greater demands for comfort and safety in their vehicles. With its highly stressable cast parts made of light metal and iron, GF Automotive makes it possible to build commercial vehicles that are both light-weight and safe.

Mounting Plates

Mounting plates without holes for mounting angles

Mounting plates serve to attach the fifth wheel to the vehicle and must be securely connected to the frame assembly of the semi-trailer tractor. Georg Fischer mounting plates with diverse heights enable you to take optimally advantage of the permissible total overall heights of tractors.



- Made of high-grade, weldable steel plate
- Wide range, optimal design for all tractors and fifth wheels
- 7 individual mounting plate heights: 12, 16, 22, 40, 50, 100 and 150 mm
- The combinations of mounting plates and fifth wheels enable 23 different total overall heights thereby covering all requirements from the lowest to the highest construction type
- Approved for forced steering
- Mounting hole pattern according to DIN 74081, 74084 and ISO 3842
- Wider range of application due to higher imposed load and higher D-value
- Type approved

Mounting plates without pre-drilled holes for fifth wheels up to 22t imposed load

Mounting hole pattern according to DIN 74081 / ISO 3842

Type	Overall height	Imposed load	D-value	Weight	A	B	Mounting kit	Type approval	Order no.
	mm	t	kN	kg	mm	mm		FW-MP	
MP 300	12	22	162,4	64,0	710	960	662101568	e11-00-0379	662 101 300
MP 299	12	22	162,4	69,0	710	1060	662101568	e11-00-0379	662 101 299
MP 433 *	12	22	162,4	60,0	710	960	662101504	e11-00-0382	662 101 433
MP 486 **	12	20	152,0	44,5	650	960	662101568	e11-00-0953	662 101 486
MP 549 **	12	18	135,0	51,0	650	1060	662101568		662 101 549
MP 106	22	22	162,4	41,0	665	960	662101353 662101442	e11-00-0380	662 101 106
MP 199	22	22	162,4	45,0	665	1060	662101353 662101442	e11-00-0380	662 101 199
MP 249	22	22	162,4	48,5	710	1060	662101353 662101442	e11-00-0384	662 101 249
MP 060	40	22	162,4	45,0	665	960	662101504	e11-00-0378	662 101 060
MP 078	40	22	162,4	49,0	665	1060	662101504	e11-00-0378	662 101 078
MP 331	100	16	108,0	81,0	710	970	662101504	e11-00-0383	662 101 331
MP 445	150	15	108,0		665	960	662101504	e11-00-0117	662 101 445

* MP with cut-out suitable for SK-S 36.22 with an overall height of 132 mm

** MP with cut-out suitable for SK-S 36.20 PLUS with an overall height of 128 mm

Mounting plates without pre-drilled holes for fifth wheels up to 36t imposed load

Mounting hole pattern according to DIN 74084 / ISO 3842

Type	Overall height	Imposed load	D-value	Weight	A	B	Mounting kit	Type approval	Order no.
	mm	t	kN	kg	mm	mm		FW-MP	
MP 301	16	36	280	85,0	710	960	662101568	e11-00-0385	662 101 301
MP 274 *	50	36	220	72,0	730	960	662101568	e11-00-0387	662 101 274

Suitable for SK-HD 38.36 / G

* No stockkeeping, please request price and delivery time

Special mounting plates without pre-drilled holes

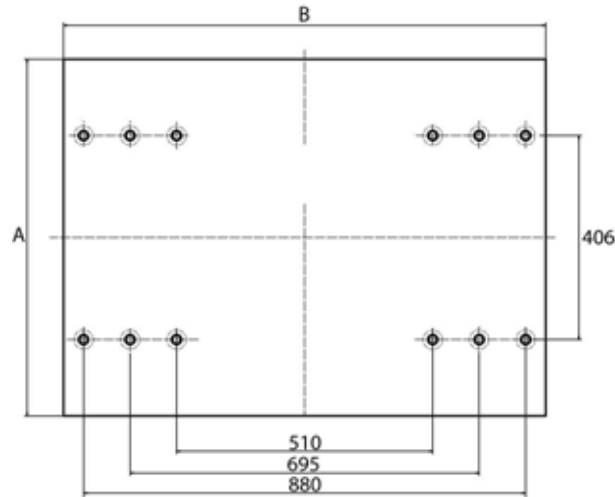
No stockkeeping. Prices, delivery times and additional special mounting plates available on request.

Type	Overall height	Imposed load	D-value	Weight	A	B	Mounting kit	Type approval	Order no.
	mm	t	kN	kg	mm	mm	FW-MP	EG	
MP 515	12	22	162,4	64,0	710	960	662101568	e11-00-0379	662 101 515
MP 302 *	16	36	280,0	85,0	710	1060	662101568	e11-00-0385	662 101 302
MP 246 **	40	22	162,4	45,0	710	960		e11-00-0217	662 101 246

*) for SK-HD 38.36

**) Replaced by MP 060 (Observe special mounting instructions)

Dimensions



Hole pattern in accordance with DIN 74081/84 and ISO 3842

Mounting

Mounting the fifth wheel on the mounting plate

For mounting fifth wheels in accordance with DIN 74081, at least 8 high-tensile bolts are required, for fifth wheels according to DIN 74084, at least 12 high-tensile bolts, M16 or M16 x 1.5, of at least grade 8.8, in symmetrical order to the longitudinal and lateral axes of the fifth wheel.

Tighten M16 x 1.5 bolts, of at least grade 8.8, with a torque of 190 Nm.

Tighten M20 x 1.5 bolts, of at least grade 8.8, with a torque of 350 Nm.

Mounting the MP on the vehicle frame / angle

Install mounting plates on the vehicle according to the instructions of the vehicle manufacturer. In the absence of vehicle manufacturer guidelines, we recommend:

For 2" fifth wheels in accordance with DIN 74081, at least 4 high-tensile bolts, M16 x 1.5, of at least grade 8.8, or 4 high-tensile bolts, M20 x 1.5, of at least grade 8.8, on each side.

For 3 1/2" fifth wheels in accordance with DIN 74084, at least 6 high-tensile bolts, M16 x 1.5, of at least grade 8.8, or 4 high-tensile bolts, M20 x 1.5, of at least grade 8.8, on each side.

The mounting brackets and the mounting plate can be screwed by welded stop plates.

Mounting plates with predrilled holes

The following mounting plates are already equipped with the respective mounting hole patterns of the vehicle manufacturers. Prices and delivery times as well as additional pre-drilled mounting plates available on request.

Type	OEM manufacturer	Overall height	Imposed load	D-value	Weight	A	B	Type approval	Order no.
	hole pattern	mm	t	kN	kg	mm	mm	EG	
MP 526 *	MB	12	20	152,0	40,0	650	960	e11-00-0953	662 101 526
MP 532	Iveco	12	22	162,4	63,0	715	960	e11-00-0379	662 101 532
MP 544 *	Iveco	12	20	152,0	63,0	715	960	e11-00-0953	662 101 544
MP 525 *	MAN	12	20	152,0	40,0	650	960	e11-00-0953	662 101 525
MP 464	MAN	12	22	162,4	64,0	710	960	e11-00-0379	662 101 464
MP 527 *	Scania	12	20	152,0	40,0	650	960	e11-00-0953	662 101 527
MP 531	Scania	12	22	162,4	64,0	710	960	e11-00-0379	662 101 531
MP 574	MAN	22	22	162,4	41,0	665	960	e11-00-0380	662 101 574
MP 542	Scania	22	22	162,4	41,0	665	960	e11-00-0380	662 101 542
MP 511	DAF	40	20	152,0	40,0	700	960	e11-00-0951	662 101 511
MP 543	Scania	40	22	162,4	45,0	665	960	e11-00-0378	662 101 543

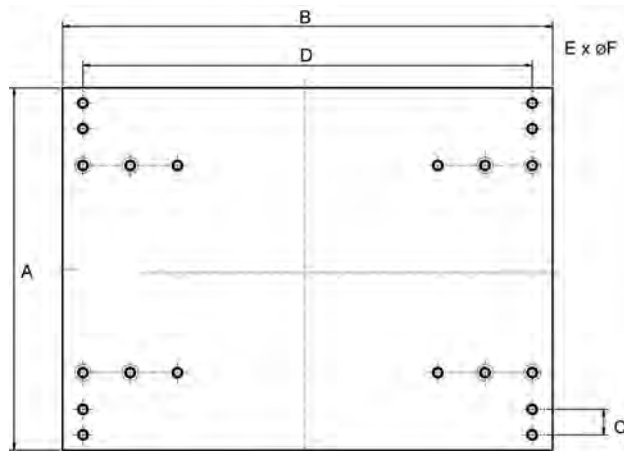
* For SK-S 36.20 / overall height 128 mm (with cut-out)

Technical data and mounting kits

Mounting hole pattern according to DIN 74084 / ISO 3842

Type	Mounting kit	Mounting kit	A	B	C	D	E	F
	MP-VC	FW-MP	mm	mm	mm	mm		mm
MP 526 *	662101568	662101568	650	960	50	860	8	21
MP 532	Iveco	662101568	715	960	45	860	12	19
MP 544 *	Iveco	662101568	715	960	45	860	12	19
MP 525 *	662101568	662101568	650	960	50,75	880	8	18
MP 464			710	960	50,75	880	8	18
MP 527 *		662101568	650	960	50	880	8	19
MP 531		662101568	710	960	50	880	8	19
MP 512	662101568	662101353 662101442	700	960	50	880	12	18
MP 574	663101568	662101353 662101442	665	960	50,75	880	8	18
MP 542		662101353 662101442	665	960	50	880	8	20
MP 511	662101568	662101504	700	960	50	880	12	18
MP 459	662101568	662101504	665	960	50,75	880	8	18
MP 543		662101504	665	960	50	880	8	20

*) for SK-S 36.20 / overall height 128 mm (with cut-out)



Mounting kits

The corresponding mounting kit for your fifth wheel and mounting plate can be found in the reference table in the chapter for mounting plates.

Type	Mounting	Overall height	Order no.
		mm	
Mounting kit 353	FW (2") + MP, type 8.8	22 - ...	662 101 353
Mounting kit 442	FW + MP, type 10.9	22 - ...	662 101 442
Mounting kit 484	SK (2") auf MP 12 mm (Actros)	12	662 101 484
Mounting kit 498	FW (2") + MP	24 - 150	662 101 498
Mounting kit 514	FW + MP 16mm or MP 12mm produced before 2005	12 - 16	662 101 514
Mounting kit 551	FW (3½") + MP	24 - ...	662 101 551
Mounting kit 553	FW (3½") + MP, suitable for MP 301, MP 302	16	662 101 553
Mounting kit 555	FW (2") + MP	12	662 101 555
Mounting kit 550	MP + VC (Actros)	12	662 101 550
Mounting kit 552	MP + VC	12 - 40	662 101 552
Mounting kit 557	MP + VC, suitable for MP 302 (M20)	16	662 101 557
Mounting kit 354	FW + MP + VC	50	662 101 354
Mounting kit 452	FW + MP + VC	12	662 101 452
Mounting kit 556	FW + MP + VC, consists of 514 + 557 (MP 302)	16	662 101 556

FW = fifth wheel, MP = mounting plate, VC = vehicle chassis

Mounting

Mounting the fifth wheel on the mounting plate

For mounting fifth wheels in accordance with DIN 74081, at least 8 high-tensile bolts are required, for fifth wheels according to DIN 74084, at least 12 high-tensile bolts, M16 or M16 x 1.5, of at least grade 8.8, in symmetrical order to the longitudinal and lateral axes of the fifth wheel.

Tighten M16 x 1.5 bolts, of at least grade 8.8, with a torque of 190 Nm.

Tighten M20 x 1.5 bolts, of at least grade 8.8, with a torque of 350 Nm.

Mounting the MP on the vehicle frame / angle

Install mounting plates on the vehicle according to the instructions of the vehicle manufacturer. In the absence of vehicle manufacturer guidelines, we recommend:
For 2" fifth wheels in accordance with DIN 74081, at least 4 high-tensile bolts, M16 x 1.5, of at least grade 8.8, or 4 high-tensile bolts, M20 x 1.5, of at least grade 8.8, on each side.
For 3½" fifth wheels in accordance with DIN 74084, at least 6 high-tensile bolts, M16 x 1.5, of at least grade 8.8, or 4 high-tensile bolts, M20 x 1.5, of at least grade 8.8, on each side.

The mounting brackets and the mounting plate can be screwed by welded stop plates.

Notes

Mobility

People are increasingly mobile, and they have ever greater demands for comfort and safety in their vehicles. With its highly stressable cast parts made of light metal and iron, GF Automotive makes it possible to build commercial vehicles that are both light-weight and safe.

Sliders

Slider SK-V 20

Sliders allow optimal utilisation of permissible axle loads and vehicle lengths.

They enable the coupling point of tractors to be changed quickly and easily. The fifth wheel can be secured in 14 different longitudinal positions, allowing the coupling of semi-trailers with different kingpin positions.

The slotted base rails with teeth and slotted rails are mounted directly to the supporting frame of the tractor. The carriage with the locking mechanism is designed for mounting fifth wheels with an overall height of 150-250 mm.



Technical data

- Direct mounting
- High rigidity - lightweight
- Overall height of only 35 mm
- 14 selectable coupling points, total slider travel of 525 mm
- Available in 2 different widths
- Single-handed operation, optional pneumatic version available
- KTL anti-corrosion coating
- Self-cleaning - resistance to dirt
- Approved for forced steering
- Mounting hole pattern according to DIN 74081, DIN 74084 and ISO/ FDIS 3842

Ordering instructions

- 4 standard versions without predrilled mounting holes
- Models available drilled to specific vehicle type on request

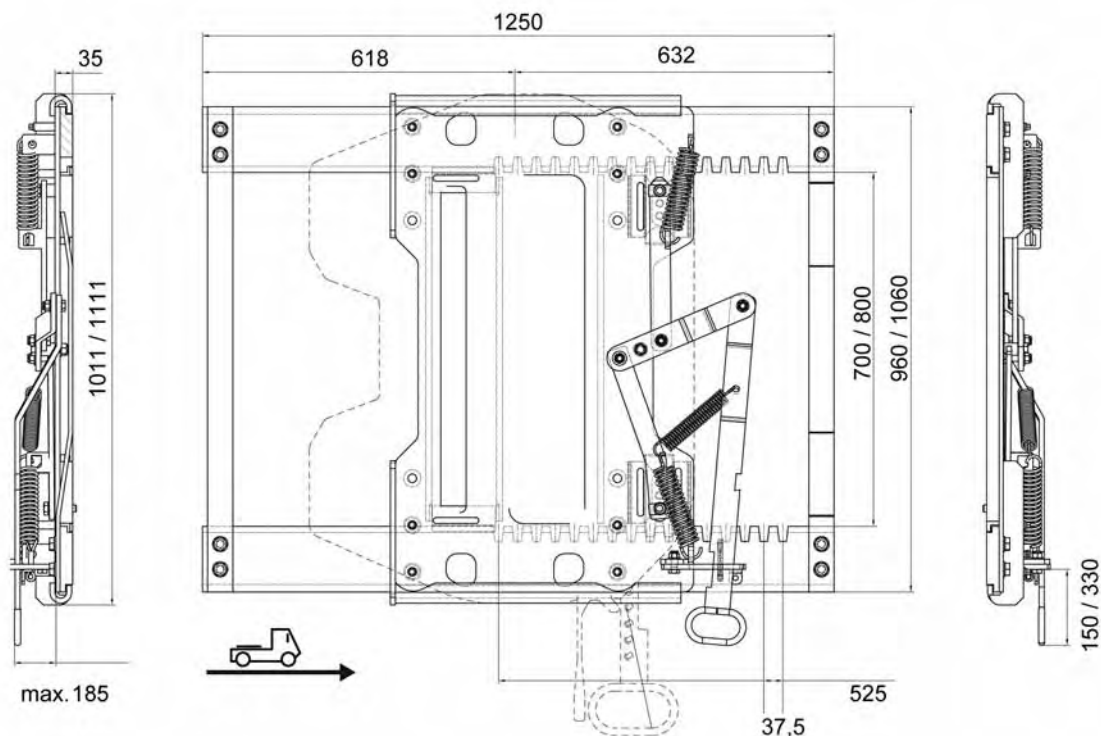
Slider SK-V 20 standard (without predrilled mounting holes)

Type	Model	Axle configuration	Imposed load	D-value	Weight	Mounting width	Dimensions length x width	Order no.
			t	kN	kg	mm	mm	
SK-V 20	Standard (not pre-drilled)	4x2	18	135	110	780-900	1250 x 960	662 204 500

Sliders SK-V 20 (with predrilled OEM hole patterns)

Type	Model	Axle configuration	Imposed load	D-value	Weight	Mounting width	Dimensions length x width	Order no.
			t	kN	kg	mm	mm	
SK-V 20	Iveco	4x2	18	135	110	780-900	1250 x 960	662 204 501
SK-V 20	Mercedes-Benz	4x2	18	135	110	780-900	1250 x 960	662 204 503
SK-V 20	Scania / DAF	4x2	18	135	110	780-900	1250 x 960	662 204 507
SK-V 20	MAN	4x2	18	135	110	780-900	1250 x 960	662 204 509
SK-V 20	Renault	4x2	18	135	110	780-940	1250 x 960	662 204 511
SK-V 20	Scania / DAF	6x2	18	135	110	780-900	1250 x 960	662 204 515
SK-V 20	MAN	6x2	18	135	110	780-900	1250 x 960	662 204 517
SK-V 20	Volvo	4x2	18	135	129	930	1250 x 1060	662 204 519
SK-V 20	Volvo (Standard)	4x2	18	135	129	930	1250 x 1060	662 204 520
SK-V 20	AU + NZ	4x2	18	135	129	930	1250 x 1060	662 206 401

Dimensions



Fitting instructions

Georg Fischer sliders are type-approved to 94/20/EG. Modifications preclude warranty claims and lead to invalidation of the type approval.

Please take note of the following points when installing sliders:

The slider may only be mounted on the vehicle by qualified personnel in suitable workshops.

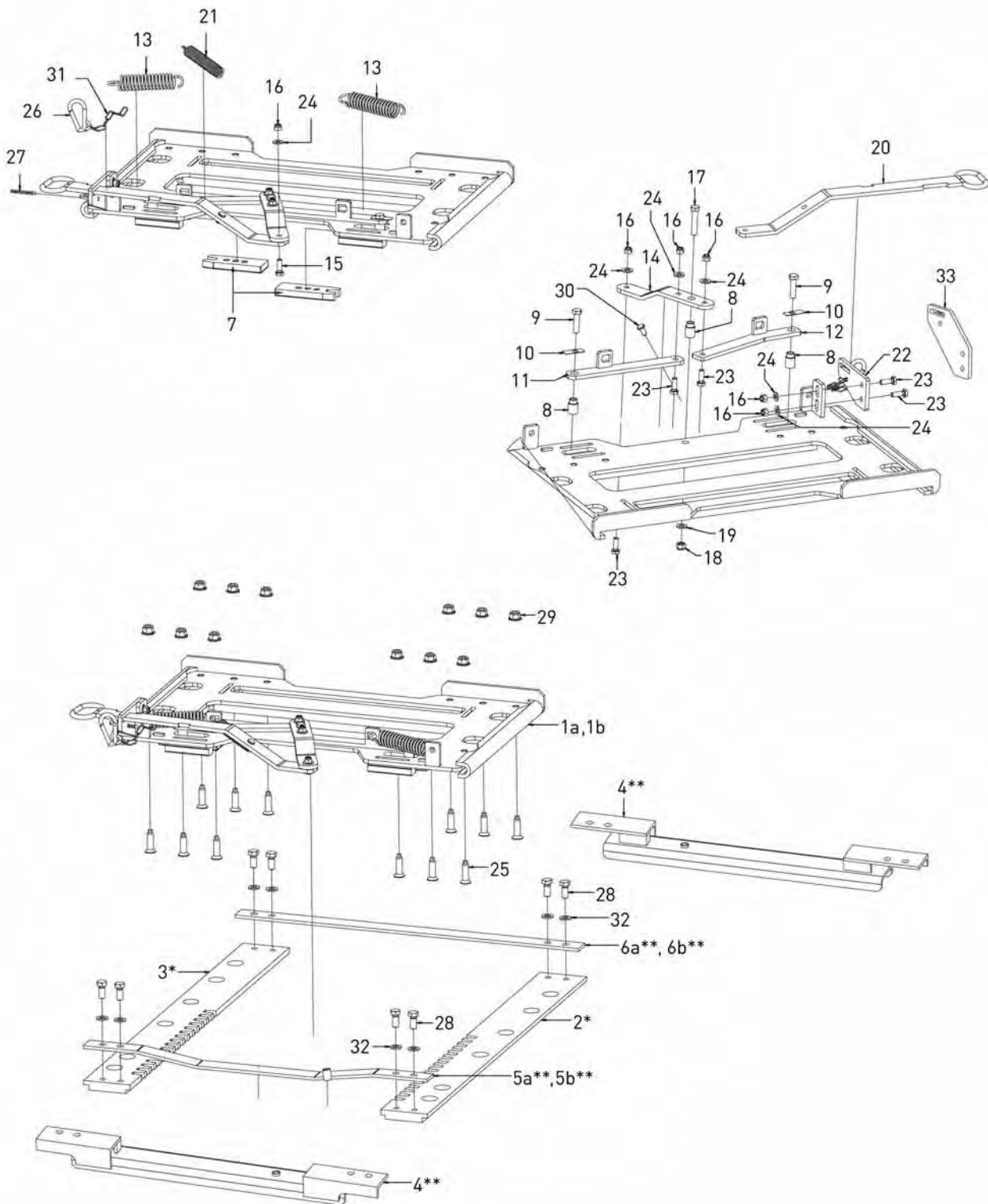
The base rail must be rigidly attached to the frame of the tractor according to the vehicle manufacturer's instructions and taking into account the forces occurring during operation.

The quantity and grade of the fasteners must adhere to the slider model and vehicle manufacturers look up table below. Incomplete attachment of the slider to the frame (e.g. leaving a fastener out) is not allowed. Rivets of equivalent size and quality can also be used for fastening. The fastening elements must not obstruct the freedom of movement of the carriage.

Mounting kits for slider SK-V 20

Type	Mounting	Model	Order no.
Mounting kit 725	Mercedes-Benz (Actros)	12 x M20	662 101 725
Mounting kit 726	Iveco (Stralis), MAN (TGA)	12 x M16	662 101 726
Mounting kit 728	Volvo (FH12)	16 x M14	662 101 728
Mounting kit 729	Scania (CA, LA, DA) / DAF	12 x M18	662 101 729
Mounting kit 731	Renault (Magnum, Premium)	12 x M16	662 101 731

Spare parts SK-V 20



Item	Component (price per piece)	Model	Pcs.	Order no.
	Repair kit for locking system (7,8,9,10)		1	662 101 736
1a	Carriage complete (mounting width 780 - 900)		1	662 132 100
1b	Carriage complete (mounting width 900 +)		1	662 132 102
2*	Slotted base rail left (without predrilled holes)		1	662 205 014
2*	Slotted base rail left	Iveco	1	662 205 016
2*	Slotted base rail left	Daimler Chrysler	1	662 205 018
2*	Slotted base rail left	Scania / DAF	1	662 205 022
2*	Slotted base rail left	MAN	1	662 205 024
2*	Slotted base rail left	Renault	1	662 205 026
2*	Slotted base rail left	Volvo	1	662 205 030
2*	Slotted base rail left	Volvo (standard)	1	662 205 033
2*	Slotted base rail left	Australia / NZ	1	662 206 050
3*	Slotted base rail right (without predrilled holes)		1	662 205 015
3*	Slotted base rail right	Iveco	1	662 205 017
3*	Slotted base rail right	Daimler Chrysler	1	662 205 019
3*	Slotted base rail right	Scania / DAF	1	662 205 023
3*	Slotted base rail right	MAN	1	662 205 025
3*	Slotted base rail right	Renault	1	662 205 027
3*	Slotted base rail right	Volvo	1	662 205 031
3*	Slotted base rail right	Volvo (standard)	1	662 205 034
3*	Slotted base rail right	Australia / NZ	1	662 206 051
4**	Cross bar	Scania 6x2	2	662 205 090
4**	Cross bar	MAN 6x2	2	662 205 091
4**	Cross bar	Volvo	2	662 205 092
5a**	Stop bar front (mounting width 780 - 900)		1	662 205 032
5b**	Stop bar front (mounting width 900 +)		1	662 205 033
6a**	Stop bar back (mounting width 780 - 900)		1	662 205 012
6b**	Stop bar back (mounting width 900 +)		1	662 205 013
7	Locking finger		2	662 205 035
8	Bush		3	662 205 036
9	Hex. bolt		2	659 112 628
10	Safety plate		2	662 205 038
11	Locking lever left		1	662 205 039
12	Locking lever right		1	662 205 040
13	Tension spring		2	662 205 041
14	Pivot arm		1	662 205 042
15	Hex. bolt		1	659 112 632
16	Nut		5	662 132 215
17	Hex. bolt		1	659 112 629
18	Nut		1	659 115 514
19	Washer		1	662 101 472
20	Locking lever		1	662 205 048
21	Tension spring		1	662 205 049
22	Lever support (90mm)		1	662 205 050
23	Hex. bolt		5	659 112 630
24	Washer		5	662 132 204
25	Counter sink screw		12	662 205 054
26	Carabiner hook		1	659 130 026
27	Split-Pin		1	662 126 184
28	Hex. bolt		8	659 112 631
29	Nut		12	659 115 308
30	Pin		1	650 110 217
31	Chain for carabiner hook		1	659 130 027
32	Washer		8	662 126 159
33	Lever support (180mm)		1	662 205 051

* Items 2 and 3: Slotted base rails in the standard version without holes and only available as set (left and right models)

** Scania 6x2 and MAN 6x2 models: Items 5a and 6a replaced by 2x item 4 cross bar

** Volvo model: Item 5b and 6b replaced by 2x item 4 cross bar

Slider SK-V 20 (pneumatic)

Convenient pneumatic by remote control

The remote control model of the SK-V 20 slider enables the optimal coupling point to be adjusted quickly and conveniently. The adjusting mechanism of the slider carriage can be unlocked and moved via a pneumatic cylinder at the touch of a button in the driver's cab.

- Reduced vehicle wear and tear
- Increased safety for the driver
- Convenient and quick adjustment
- Operating switch in driver's cab

SK-V 20 (pneumatic model)

Type	Model	Axle configuration	Imposed load	D-value	Weight	Mounting width	Dimensions length x width	Order no.
			t	kN	kg	mm	mm	
SK-V 20	Standard (not pre-drilled)	4 x 2	18	135	105	780-900	1250 x 960	662 205 500
SK-V 20	Iveco	4 x 2	18	135	105	780-900	1250 x 960	662 205 501
SK-V 20	Mercedes-Benz	4 x 2	18	135	105	780-900	1250 x 960	662 205 503
SK-V 20	Scania / DAF	4 x 2	18	135	105	780-900	1250 x 960	662 205 507
SK-V 20	MAN	4 x 2	18	135	105	780-900	1250 x 960	662 205 509
SK-V 20	Renault	4 x 2	18	135	105	780-940	1250 x 960	662 205 511
SK-V 20	Scania / DAF	6 x 2	18	135	105	780-900	1250 x 960	662 205 515
SK-V 20	MAN	6 x 2	18	135	105	780-900	1250 x 960	662 205 517
SK-V 20	Volvo	4 x 2	18	135	124	930	1250 x 1060	662 205 519
SK-V 20	Volvo (Standard)	4 x 2	18	135	124	930	1250 x 1060	662 205 520
SK-V 20	AU + NZ	4 x 2	18	135	124	930	1250 x 1060	662 206 403

Installation kit for SK-V 20 slider (pneumatic model)

The installation kit contains all components necessary for connecting the pneumatic slider to the pneumatic system of the tractor.

Type	Order no.
SK-V 20 Installation kit (compl.)	662 101 802



Item	Type	Note	Pcs.	Order no.
1	3/2-valve with push button		1	659 144 155
2	Connector	1/8" drehb. -6 mm - DBV Gewinde selbstd.	3	659 144 158
3	Connector	T-Stück - 6 mm	1	659 144 159
4	Pneumatic tube	DIN 74324 - 6x1 - PHLV-10m	1	659 144 162
5	Sticker		1	659 120 421

Pneumatic conversion kit for SK-V 20 slider

The manually operated version of the slider SK-V 20 can be retro-fitted with a pneumatic locking mechanism. The slider does not have to be removed from the vehicle's supporting frame for retrofitting. Retrofitting should only be carried out by specially trained personnel.

A conversion kit and a installation kit are both required for retrofitting.

Type	Order no.
SK-V 20 Conversion kit (compl.)	662 101 801



Item	Type	Note	Pcs.	Order no.
1	Pneumatic cylinder assembly		1	662 205 070
2	Connector		1	659 144 156
3	Connector		2	659 144 157
4	Locking lever left		1	662 205 063
5	Locking lever right		1	662 205 064
6	Angle		1	662 205 065
7	Spacer		2	662 205 067
8	Hexagon socket screw	ISO 4762 - M14x35 10.9	4	659 112 383
9	Hex. bolt	ISO 4014 - M12x35 - 8.8	1	659 112 630
10	Washer	DIN 125-A13	2	662 132 204
11	Nut	ISO 7040 - 8	1	662 132 215
12	Hex. bolt	DIN 6912 - M8x16 - 8.8	2	659 112 371
13	Washer	DIN 125-A8.4	2	662 132 213
14	Spiral tube		1	549 144 154
15	Pneumatic adapter (not shown)		1	662 205 037

Slider SK-V 22

Sliders allow optimal utilisation of permissible axle loads.

The sliders enable the coupling point of tractors to be changed quickly and easily. The fifth wheels can be secured in 7 different longitudinal positions, enabling the semi-trailers to be coupled with different kingpin positions.



The slotted base rails and a mechanism for pre-selecting the slider position are firmly attached to the frame of the tractor. The carriage with the control and stopping mechanism is designed for mounting fifth wheels of all standard makes with an overall height of 150-250 mm.

- Simple to mount
- One-person / single-handed operation
- Pre-selectable coupling point
- Automatic locking, free of play, self-adjusting
- 7 slider positions, total slider travel 630 mm
- Low overall height, only 45 mm
- 2 designs for frame widths of up to 970 mm
- Approved for semi-trailer steering systems

Technical data on slider

- Approved for forced steering
- EU type approval: e11-00-0386, G: M4618, NL: RDW 21110021
- Mounting hole pattern according to DIN 74081, 74084 and ISO 3842

Type	Imposed load	D-value	Weight	Frame width	Width of slider	Order no.
	t	kN	kg	mm	mm	
SK-V 22	22	162,4	165	680 - max. 880	1005 ± 5	662 204 007
SK-V 22	22	162,4	173	680 - max. 970	1095 ± 5	662 204 008

Load capacity specifications apply to sealed roads and transport conditions normally found in Western Europe. Please consult us if conditions differ.

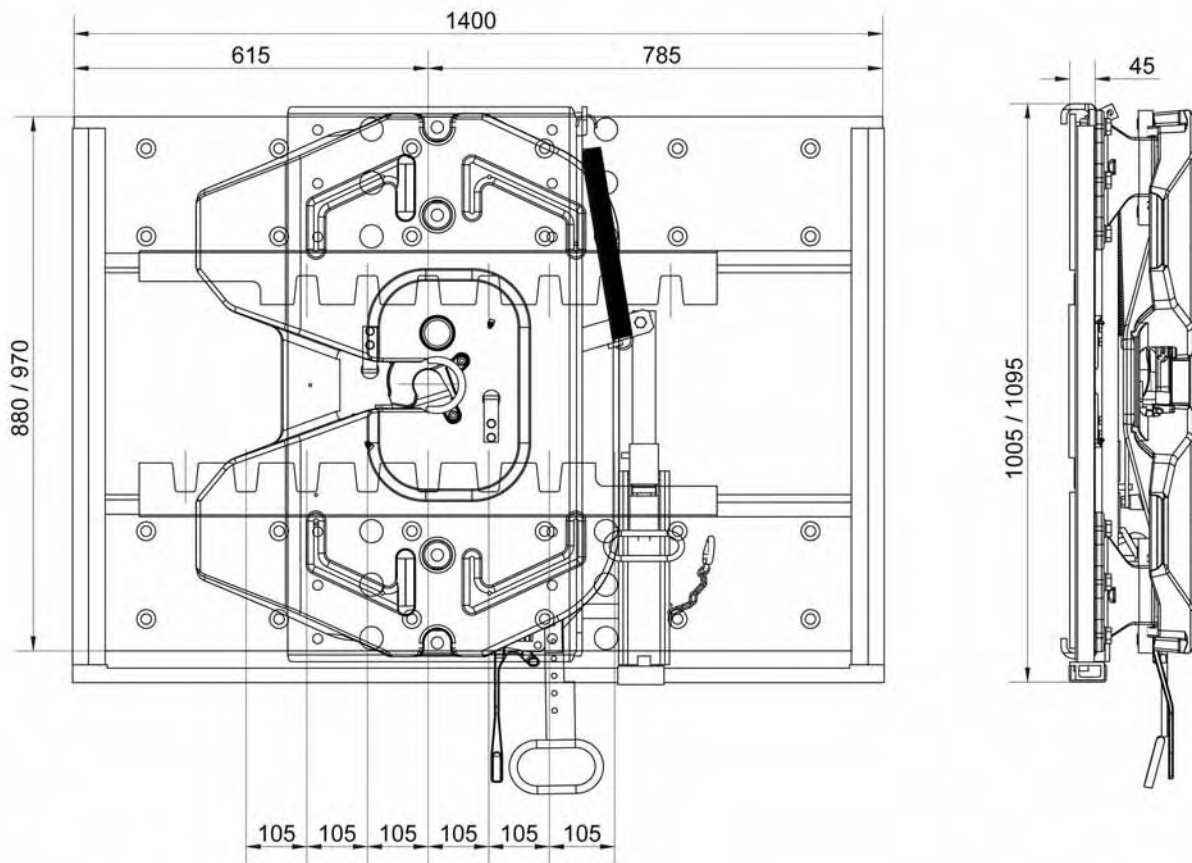
We recommend using our mounting kits for mounting sliders, intermediate plates and fifth wheels.

Technical data on intermediate plates

- EU type approval: e11-00-0386, G: M 4617

Type	Dimensions	Weight	Compatible	Order no.
	mm	kg	with	
ZP 188	880±2 x 1370 x 22	69	SK-V22 662 204 007	662 204 188
ZP 187	970±2 x 1370 x 22	76	SK-V22 662 204 008	662 204 187

Dimensions



Fitting instructions

Georg Fischer sliders are type-approved. Modifications preclude warranty claims and lead to invalidation of the type approval.

Please take note of the following points when installing sliders:

The slider may only be mounted on the vehicle by qualified personnel or in suitable workshops.

The base plate must be rigidly attached to the frame of the tractor according to the vehicle manufacturer's instructions and taking into account the forces occurring during operation.

The slider is fastened to the vehicle frame via the countersunk holes in the base plate. 12 M16 bolts of grade 8.8 must be used on each side.

Rivets of equivalent size and quality can also be used for fastening.

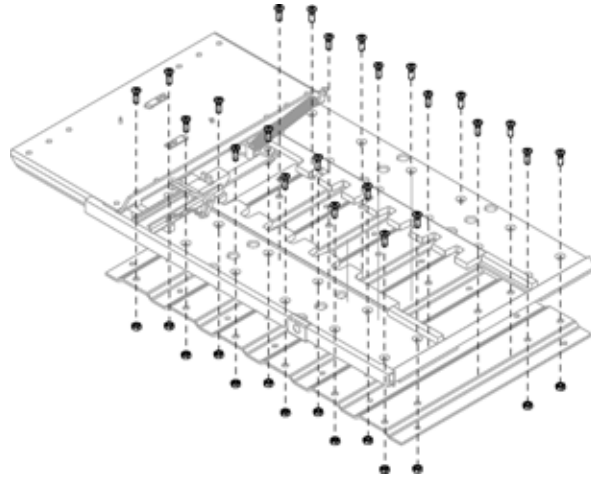
The fastening elements must not obstruct the freedom of movement of the carriage. The permissible vertical loads on the tractor for the different positions must be entered clearly and indelibly in the areas provided on the nameplate.

Mounting kits

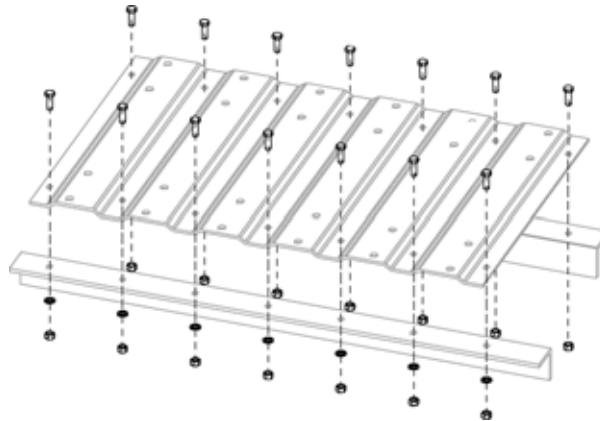
Type	Mounting	Order no.
Mounting kit 701	Slider on intermediate plate	662 101 701
Mounting kit 702	Intermediate plate on vehicle frame	662 101 702
Mounting kit 703	Fifth wheel SK-S 36.20 on slider	662 101 703
Mounting kit 325	Slider on intermediate plate and vehicle frame, consists of 701 + 702	662 101 325
Mounting kit 393	Set for SK-S 36.20 consists of 701 + 702 + 703	662 101 393
Mounting kit 551	Fifth wheel SK-HD 38.36 on slider	662 101 551

- Tightening torque for slider / intermediate plate fastening screws: 215 Nm
- All other fastening screws: 190 Nm

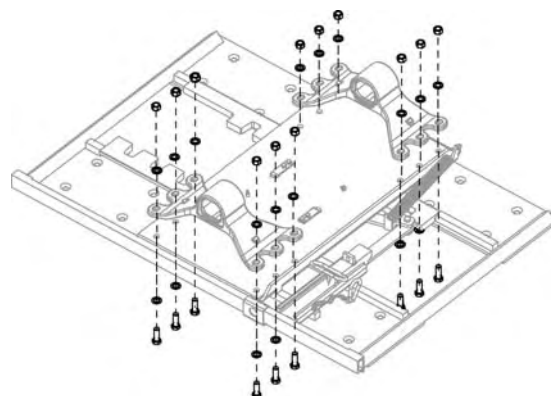
Mounting kit for slider on intermediate plate



Mounting kit for intermediate plate on vehicle frame



Mounting kit for fifth wheel on slider



Mobility

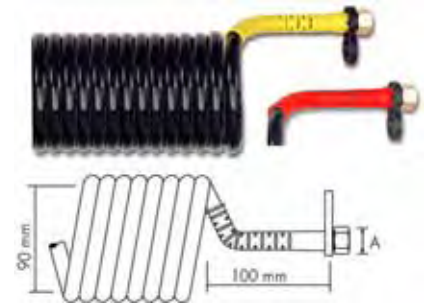
People are increasingly mobile, and they have ever greater demands for comfort and safety in their vehicles. With its highly stressable cast parts made of light metal and iron, GF Automotive makes it possible to build commercial vehicles that are both light-weight and safe.

Accessories

Airflex (new range)

All Georg Fischer compressed air coils with colour-coded anti-kink protection made of plastic are TÜV approved to conform to the high safety parameters of DIN 74323, the recognized standard for compressed air coils.

- Anti-kinking protection with colour-coding
- M18 (inner thread) connector for insertion with 'rotating nut' to reach the thread adaptor
- Equipped with holder sling as standard
- Nylon coils wound 20 times
- Permissible working length 4000 mm
- Tested with 10,000 bends (ISO 7375)
- Operating temperature range -40 to +70°C
- Permissible operating pressure <10 bar

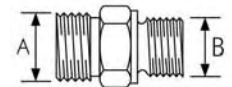


Airflex - compressed air coils

Type	Coils	Working length mm	Colour	Plug	A mm	Order no.
Airflex	20	4000	red	female thread	M18 x 1,5	662 023 701
Airflex	20	4000	yellow	female thread	M18 x 1,5	662 023 702

Adaptor

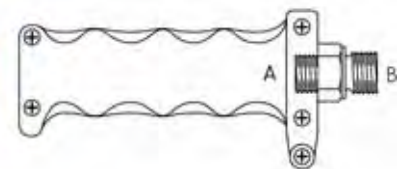
- Connecting adaptor for all conventional vehicle types and manufacturers
- Thread end pieces with male thread



Type	A mm	B mm	Thread	Order no.
Thread end piece	M18 x 1.5	M16 x 1.5		662 023 703
Thread end piece	M18 x 1.5	M16 x 1.5	34 mm long thread	662 023 704
Thread end piece	M18 x 1.5	M18 x 1.5	34 mm long thread	662 023 705
Thread end piece	M18 x 1.5	M22 x 1.5		662 023 706

Airflex - handles

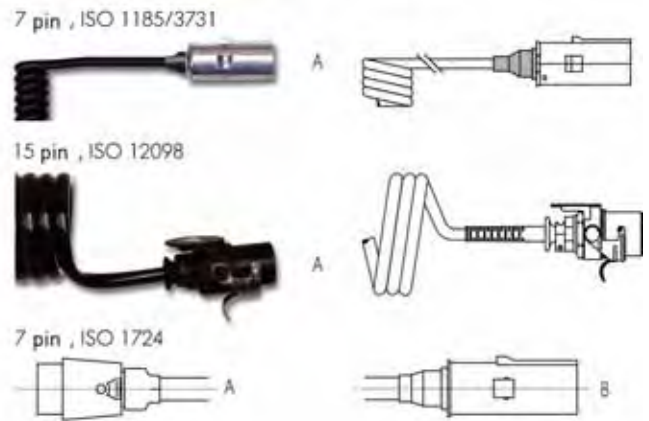
- Made of hard-wearing material
- Facilitates Airflex connection
- Ergonomically shaped handle
- Additional protection for connection ends
- Quick and easy mounting
- Adaptor for Airflex required
- Colour coding red and yellow
- Only available as set (1x red and 1x yellow)



Type	Colour	A mm	B mm	Order no.
Handle set	red, yellow	M16 x 1.5	M16 x 1.5	662 023 707

Lectroflex (new range)

- Polyurethane coating, extremely hard-wearing with excellent resistance to chemicals
- Material resistant to heat and light
- Black outer sleeve
- N type: normal supply
- S type: additional supply



Type	Working length mm	Colour	Plug A	Plug B	Order no.
Lectroflex N	3000	black	2x 24V, ISO 1185, 7-pin		662 024 529
Lectroflex S	3000	black	2x 24V, ISO 3731, 7-pin		662 024 530
Lectroflex	3500	black	2x 24V, ISO 12098, 15-pin		662 024 531
Lectroflex	3500	black	1x 12V, ISO 1725	1x 24V, ISO 1185	662 024 506

Adaptor

- Black outer sleeve
- Colour-coded ISO connector
- 1x 24V plug, 15-pin, ISO 12098
- N type: 24V, 7-pin, ISO 1185, black
- S type: 24V, 7-pin, ISO 3731, green



Type	Working length mm	Colour	Plug A	Plug B	Order no.
Adaptor	3500	black	1x 24V, 15-pin	2x 24V, 7-pin	662 024 532

EBS - cable

- 7-pin EBS coil
- Exceptional shape retaining properties
- Conforms to ADR regulations
- Material resistant to heat and light
- Black outer sleeve
- Sprayed-on anti-kinking protection
- ISO plug connector
- ISO 4091, ISO 6722, ISO 7638



Type	Working length mm	Colour	Plug A	Order no.
ABS/EBS cable	3500	black	2x 24V, 7-pin	662 024 533

Airtubes (phased-out range)

Georg Fischer Airtubes made of high-grade polyamide meet all international standards. High elasticity and resistance to fracture guarantee safe operating conditions and long service life. Our Airtubes are resistant to oils, grease and most chemical substances. The high amount of stretch allows a long working length in a compact space. Effective protection of the line ends by means of anti-kinking springs.



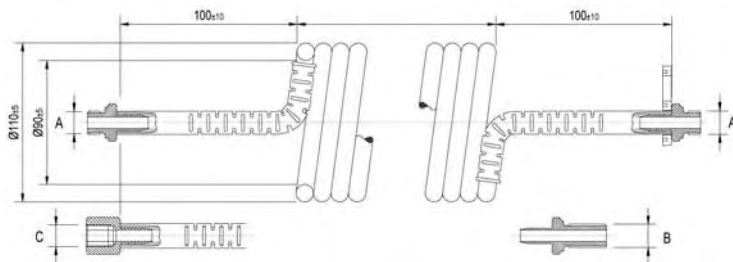
Technical data

- Operating temperature: -40°C to +70°C
- Operating pressure: 10 bar
- Tube coil: PA 12 PHL

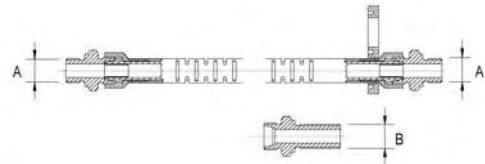
Recommended colour coding

Red: supply line, Yellow: control line, Black: universal

Type 1 Push-in (1-part)



Type 2 Eurocoil (3-part)



Type 1

Type	Working length mm	Coils	Colour	Connection	Order no.
662 023 506	3000	16 ±1.5	Red	A-A M22 x 1.5	662 023 506
662 023 507	3000	16 ±1.5	Yellow	A-A M22 x 1.5	662 023 507
662 023 509	3000	16 ±1.5	Black	A-A M22 x 1.5	662 023 509
662 023 541	3500	18 ±1.5	Red	A-C M16 x 1.5	662 023 541
662 023 582	3500	18 ±1.5	Yellow	A-A M22 x 1.5	662 023 582
662 023 584	3500	18 ±1.5	Black	A-A M22 x 1.5	662 023 584
662 023 649	4000	20 ±1.5	Black	B-B M16-18 x 1.5	662 023 649

A = male thread, short; B = male thread, long; C = female thread
Tolerance of coils ±1.5 mm

Type 2

Type	Working length mm	Coils	Colour	Connection	Order no.
662 023 626	3000	16 ±1.5	Red	A-A M22 x 1.5	662 023 626
662 023 627	3000	16 ±1.5	Yellow	A-A M22 x 1.5	662 023 627
662 023 629	3000	16 ±1.5	Black	A-A M22 x 1.5	662 023 629
662 023 501	3500	18 ±1.5	Red	A-A M22 x 1.5	662 023 501
662 023 502	3500	18 ±1.5	Yellow	A-A M22 x 1.5	662 023 502
662 023 656	3500	18 ±1.5	Red	A-A M16 x 1.5	662 023 656
662 023 657	3500	18 ±1.5	Yellow	A-A M16 x 1.5	662 023 657
662 023 659	3500	18 ±1.5	Black	A-A M22 x 1.5	662 023 659

A = male thread, short; B = male thread, long; C = female thread
Tolerance of coils ±1.5 mm

Lectrotubes (phased-out range)

Georg Fischer Lectrotubes, with thick-walled coatings made of high-grade polyamide or neoprene, conform to all international standards and regulations for electrical connections on vehicles. High elasticity and fracture resistance guarantee safe operating conditions and long service life. The high amount of stretch allows a long working length in a compact space.

A = plug DIN ISO 1724 / 12V (DIN 72577)

B = plug DIN ISO 1185 / 24V (DIN 72579 SAE)

C = plug 24V DIN ISO 3731

Type 1

Type	Coils	Working length	Plug	Order no.
		mm		
662 024 500	16±1.0	3000	without	662 024 500
662 024 501	16±1.0	3000	A-A ISO 1724	662 024 501
662 024 526	16±1.0	3000	C-C ISO 3731	662 024 526
662 024 505	18±1.5	3500	B-B ISO 1185	662 024 505
662 024 515	18±1.5	3500	B-B ISO 1185	662 024 515

- Cable configuration: 2, 3, 4, 5, 6, 7 = 1 mm², 1 = 1.5 mm²
- Cable insulation: PVC
- Cable colour: as per DIN ISO 4141
- Coating: polyamide

Type 2

Type	Coils	Working length	Plug	Order no.
		mm		
662 024 507	18±1.5	3500	without	662 024 507

- Cable configuration: E-Cu wire 1 = 2.5 mm² (50/0.26 mm), 2-9 = 1.5 mm² (30/0.26 mm)
- Cable insulation: PVC
- Cable colour: 1-black, 2-blue, 3-yellow, 4-yellow/red, 5-white, 6-red, 7-green, 8-yellow/blue, 9-yellow/black
- Coating: polyamide
- Coating colour: black

Type 3

Type	Coils	Working length	Plug	Order no.
		mm		
662 024 508	18±1.5	3500	without	662 024 508

- Cable configuration: 12 x 1.5 mm², 1 x 2.5 mm²
- Cable insulation: PVC
- Cable colour: as per DIN 72551-7
- Coating: Hytrel
- Coating colour: black

Type 4

Type	Coils	Working length	Plug	Order no.
		mm		
662 024 511	59±4	4500	B-B ISO 1185	662 024 511

- Article 662024509 - 512 same as 662024509, but with plug, see type 1
- Cable configuration: 6 x 1 mm², 1 x 1.5 mm²
- Cable insulation: PVC
- Cable colour: as per DIN ISO 4141
- Coating: Flexilec

Anti-theft lock

- protects your cargo!

- Kingpin bolts completely covered
- Surface prevents tampering or forced breakage
- Extra sturdy and impact resistant spheroidal graphite cast iron housing
- Easy and quick to install - just attach and lock
- Suitable for all construction types of 2" and 3½" kingpins



Special tamper-proof cylinder safety lock incl. 2 keys. Special locking combinations e.g. series of identical locks or with master lock for multiple use in big fleets.

2" anti-theft lock

Type	Weight	Overall height	Diameter	Order no.
	kg	mm	mm	
Standard 2" anti-theft lock assembly	5,4	92	260	662 102 031
2" anti-theft lock complete with master key	5,4	92	260	662 102 033
2" anti-theft lock assembly, identical locks	5,4	92	260	662 102 034
Extra key				662 102 038

3½" anti-theft lock

Type	Weight	Overall height	Diameter	Order no.
	kg	mm	mm	
Standard 3½" anti-theft lock assembly	5,9	86	260	662 102 041
3½" anti-theft lock complete with master key	5,9	86	260	662 102 043
3½" anti-theft lock assembly, identical locks	5,9	86	260	662 102 044
Extra key				662 102 038



Steering wedge for semi-trailers with forced steering

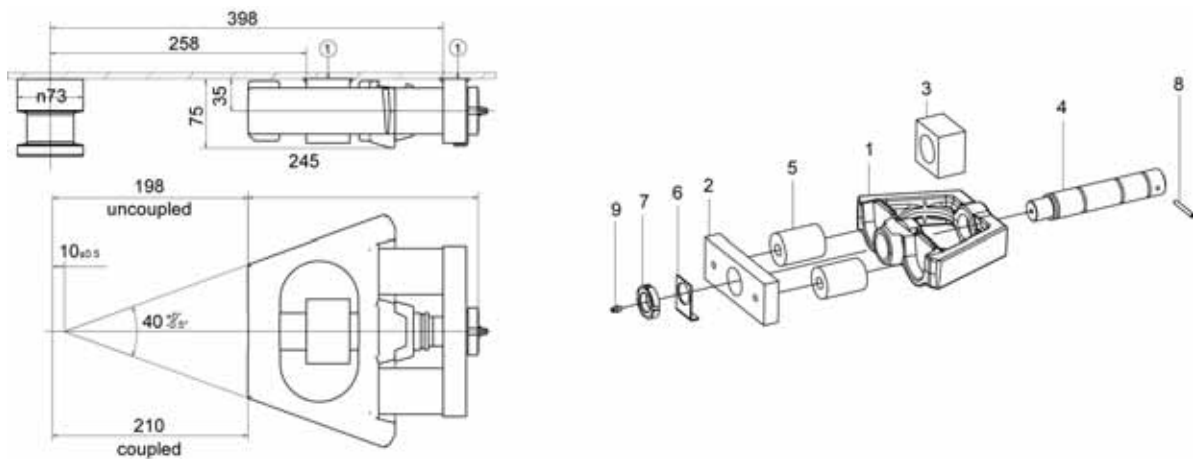
- Rugged body made of spheroidal graphite cast iron guarantees a long life even under the toughest operating conditions.
- The integrated rubber spring suspension, spring extension 18mm, prevents jamming during driving.
- The steering wedge does not require any special maintenance and the integrated lubrication system makes servicing easy.



Technical data

Type	Model	Type approval	Weight kg	Order no.
Steering wedge assembly	spring suspension	DIN 74085	12,2	662 101 280

Dimensions



Spare parts for steering wedge

Item	Type	Pcs.	Order no.
1	Wedge	1	662 101 282
2	Bearing, rear	1	662 101 279
3	Bearing, front	1	662 101 278
4	Wedge guide shaft	1	662 101 281
5	Rubber spring	2	662 101 310
6	Locking plate	1	662 101 374
7	Groove nut	1	659 115 126
8	Rollpin	1	659 100 022
9	Grease nipple	1	662 126 224

Assembly instructions

Fastening is carried out by a continuous weld seam (seam thickness 5mm) of the bearing (1) on the trailer plate. We recommend the welding processes E II or MAG C. Only high-quality filler materials may be used.

Important: The specified assembly dimensions are to be strictly observed. These dimensions produce a theoretical initial tension of 12mm. The total spring extension is 18mm.

Hubodometer

Mileage indicator for trailers

Georg Fischer precision hubodometers are available for all conventional tyre sizes from 15" to 22½".

- No transmission
- Sturdy
- Maintenance-free
- Temperature resistant
- Simple assembly
- Compact
- Reliable operation

When placing your order, it is important to indicate tyre size or rolling circumference.



Technical data

Type	Rolling circumference	Order no.
	mm	
Hubodometer	2355 (2325 - 2400)	662 025 014
Hubodometer	2500 (2450 - 2550)	662 025 005
Hubodometer	2551 (2500 - 2600)	662 025 013
Hubodometer	2727 (2675 - 2775)	662 025 012
Hubodometer	2783 (2750 - 2825)	662 025 011
Hubodometer	2915 (2875 - 2975)	662 025 010
Hubodometer	3061 (3000 - 3125)	662 025 009
Hubodometer	3333 (3275 - 3400)	662 025 000
Hubodometer	3401 (3350 - 3450)	662 025 002
Hubodometer	3458 (3100 - 3200)	662 025 003

Fitting instructions

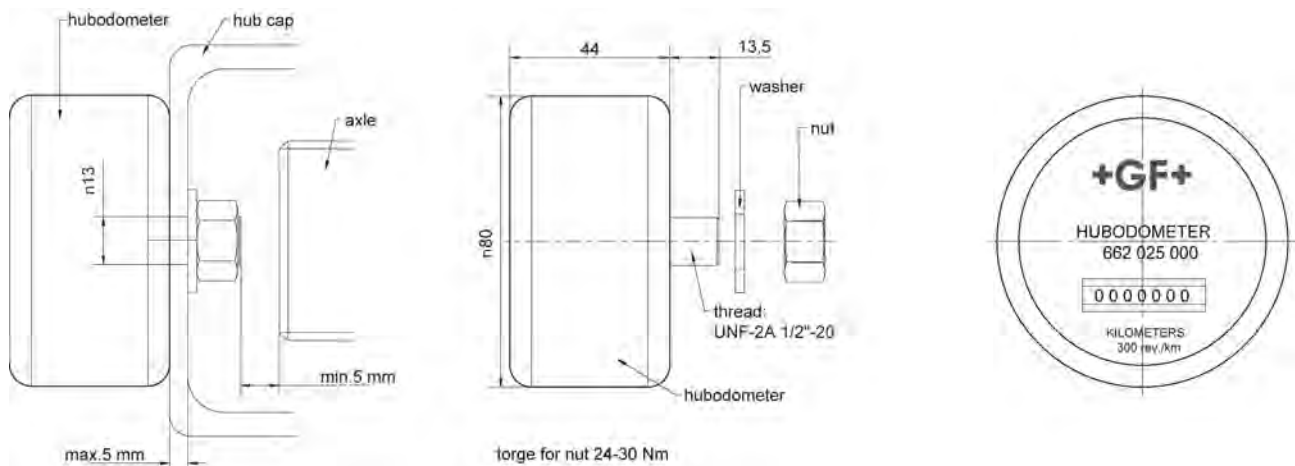
For direct assembly on the hub cap:

The outside surface of the hub cap (contact area of the hubodometer) must be absolutely level. If necessary, turn or grind the surface until level. Drill a hole concentrically with a diameter of ½" and, if necessary, mill the inner side of the hub cap for the type of lock washer.

Important:

Maintain a safety margin of at least 5mm between screw neck and axle arm. Other types of assembly are possible, e.g. at the flat steel hoop outside of the hub cap (customer supplied), however, ensure that the hubodometer is always arranged concentrically to the axle.

Dimensions



Grease cartridge for SK-S 36.20 W

- Automatic single-point long-term dispenser for grease and oil
- No manual lubrication of lock mechanism required
- TÜV approved
- Contents: 125 ml
- Operating system: Hydrogen gas formation cell
- Operating pressure max. 3 bar
- Setting: continuous 1-12 months
- Average period of use approx. 6 months
- Operating temperature: -20°C ... +55°C ambient temperature
- Recommended storage temperature of 20°C ±5°C



Technical data

Type	Note	Dimensions mm	Weight kg	Connection	Order no.
Grease cartridge 125 ml		100 x Ø 52	0,190	R 1/4"	662 131 150
Adaptor				R 1/4" - M8 x 1	662 131 151
Connecting bend	needed for SK-S 36.20 PLUS W version				662 131 152

Instructions

For higher or lower ambient temperatures or varying lubrication requirements, the grease quantity can be continuously adapted on a daily basis. An initial setting of level 6 is recommended.

- Application: The dispenser can be mounted in all conditions.
- Important: do not expose directly to heat
- Use within 2 years filling date

The dispensed grease quantity per day is affected by the following:

- ambient temperature
- resistance / back pressure in lines
- viscosity of grease

The simalube can be adjusted or shut off during the period of dispensing. The settings on the adjusting washer refer to standard conditions. It is recommended to check the function of the dispenser (piston movement, targeting unit) at regular intervals.

The trouble-free functioning of the lubricant dispensing system is only guaranteed with use of the recommended lubricant, the simalube accessory program and observance of the mounting, operating and maintenance regulations. Failure to observe these instructions excludes the manufacturer from liability for any resulting damages.

Safety instructions

If the dispenser is put into operation without removing the seal, or if the grease channels of the installation are blocked, the pressure in the dispenser can rise to up to 5 bar. When an overpressure of 5 bar is reached, the dispenser bursts at the designated breakage point between housing and funnel. The pressure behind the piston is released and grease or oil can leak out from the designated breakage point.

Notes

Mobility

People are increasingly mobile, and they have ever greater demands for comfort and safety in their vehicles. With its highly stressable cast parts made of light metal and iron, GF Automotive makes it possible to build commercial vehicles that are both light-weight and safe.

Kingpins

Kingpins

Georg Fischer kingpins are made from type approved sturdy components conforming to the highest safety requirements. Their manufacture is correspondingly precise. The forged blanks are high-grade tempered and subjected to crack detection. Four different mounting options ensure - according to the D-value - safety in accordance with the latest technical standards.



- Overall dimensions in accordance with DIN 74080, 74083 and ISO 337/4086
- Wider range of application due to higher D-values
- Type approved
- Large assortment - optimal design for all semi-trailers
- Range of interchangeable pins 2" and 3 1/2"

Information for selecting kingpins

The characteristic value for the loading capacity of a kingpin is the D-value, which can be found on the lower flange of the kingpin. The weight of a vehicle alone is not an accurate indication of the forces occurring in the connecting mechanisms. The force acting on the connecting mechanism is determined by the sum of the influencing factors and their relationship. This force (known as drawbar, or D-value) is a function of the vertical load on the tractor, the weight of the tractor and the weight of the semi-trailer; it is also used as a basis for type testing.

D-value calculation equation

According to DIN 74080, DIN 74081, DIN 74083 and DIN 74084, the D-value can be calculated using the following equation:

$$D = g \times [0.6 \times m_K \times m_A] / [m_K + m_A - A] \text{ in kN}$$

The factor $g = 9.80665$ must be applied when converting kN.

Key:

m_K = permissible gross weight of the tractor in tonnes

m_A = permissible gross weight of the semi-trailer in tonnes

A = permissible vertical load on the tractor in tonnes

Example calculation

A kingpin is to be fitted on a semi-trailer with a permissible gross weight of 31 tonnes, pulled by a tractor with a permissible gross weight of 21 tonnes. The vertical load on the tractor is 14 tonnes.

Unknown value: D-value

$$\begin{aligned} D &= g \times [0.6 \times m_K \times m_A] / [m_K + m_A - A] \\ &= 9.80665 \times [0.6 \times 21 \times 31] / [21 + 31 - 14] \\ &= 100.8 \text{ kN} \end{aligned}$$

The calculated D-value is 100.8 kN. The kingpin to be used must therefore have a D-value of at least 100.8 kN. The overall dimensions of the kingpin correspond to DIN 74080, 74083 and ISO 337/4086.

Safety information

Kingpins are vehicle connection components which are subject to design certification and the very highest standards of safety. Damaged, deformed or repaired (e.g. welded) components may not be used, otherwise operating and traffic safety are jeopardized and the product type approval becomes invalid.

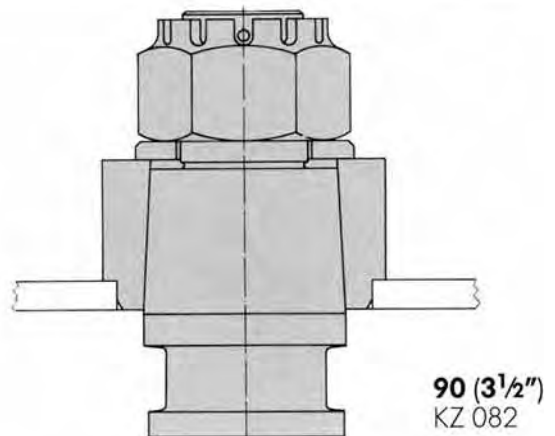
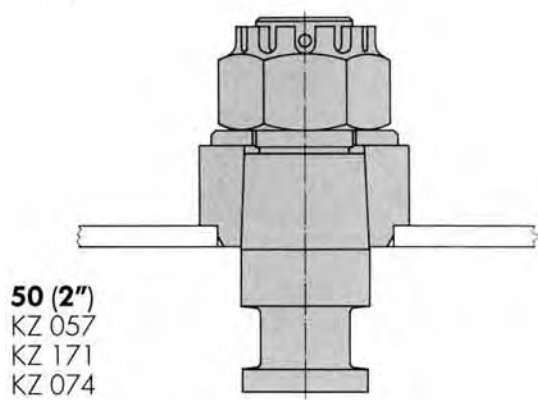
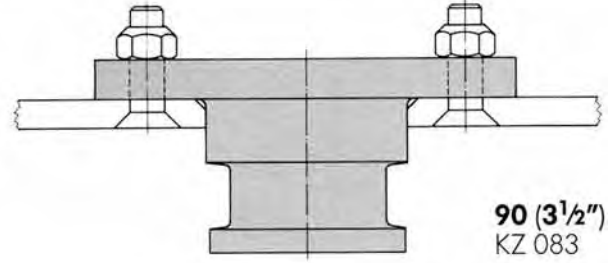
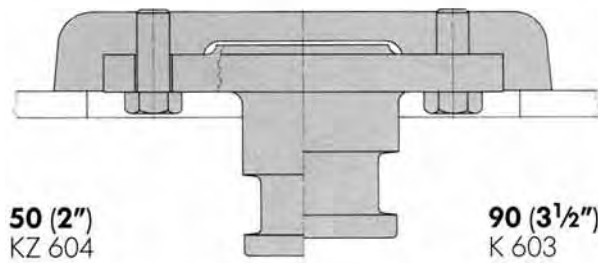
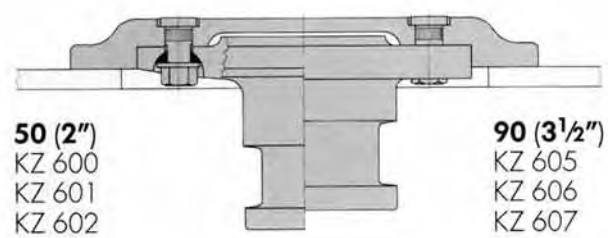
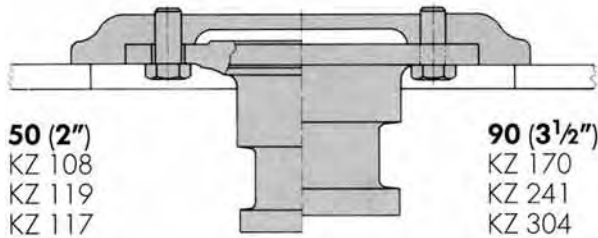
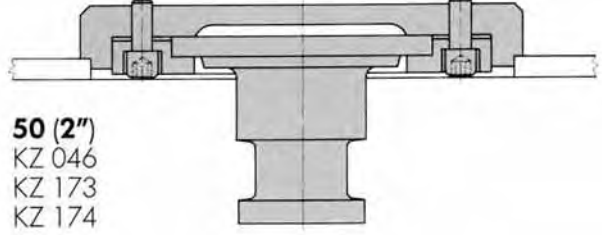
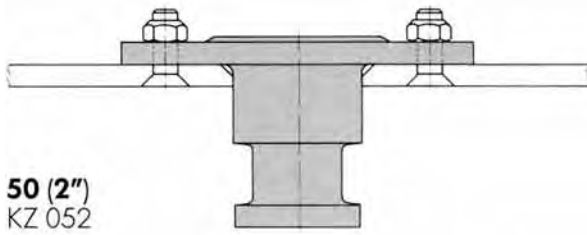
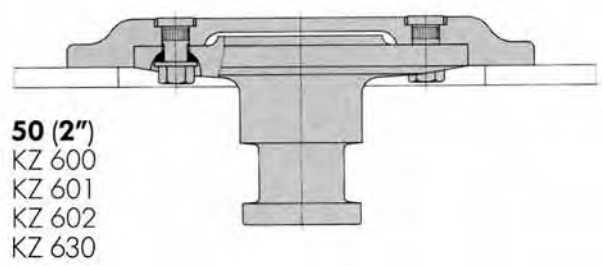
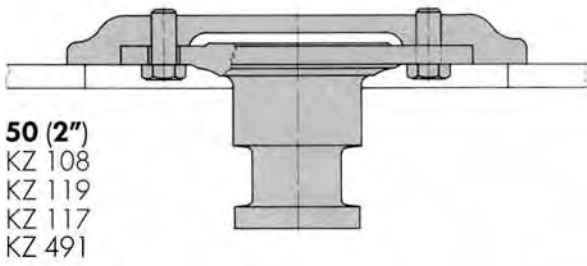
For safety reasons, use only original Georg Fischer spare parts.

Our product guarantee becomes invalid if non-original parts are used.

Ordering instructions

When ordering spare parts, please indicate the type of kingpin. You will find the type designation on the base of the kingpin.

Overview of product range



Kingpins 50 mm (2")

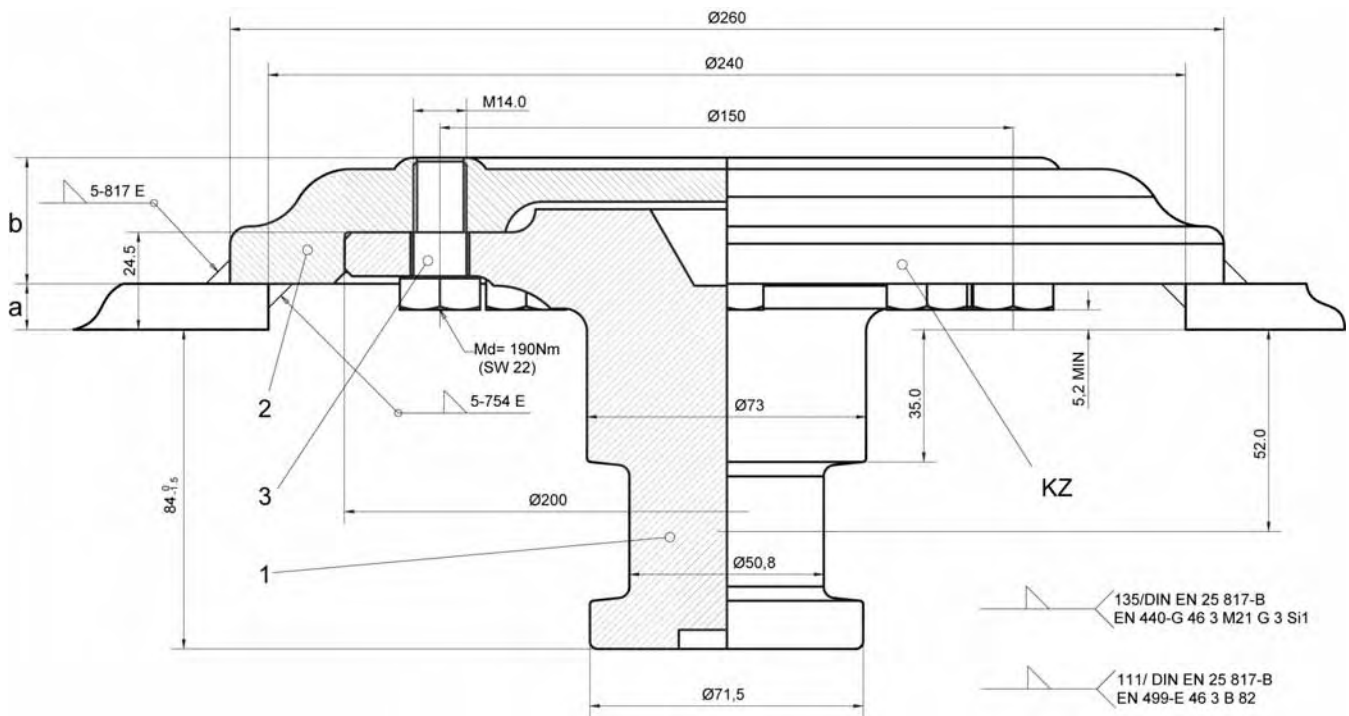
KZ 108, 119, 117, 491

- Diameter (Inch): 2
- Mounting: bolted flange
- Type: flanged
- Pitch circle diameter (mm): 150
- D-value (kN): 152
- Weight (kg): 12.5



Type approval:

- EG homologation: e1-00-0475

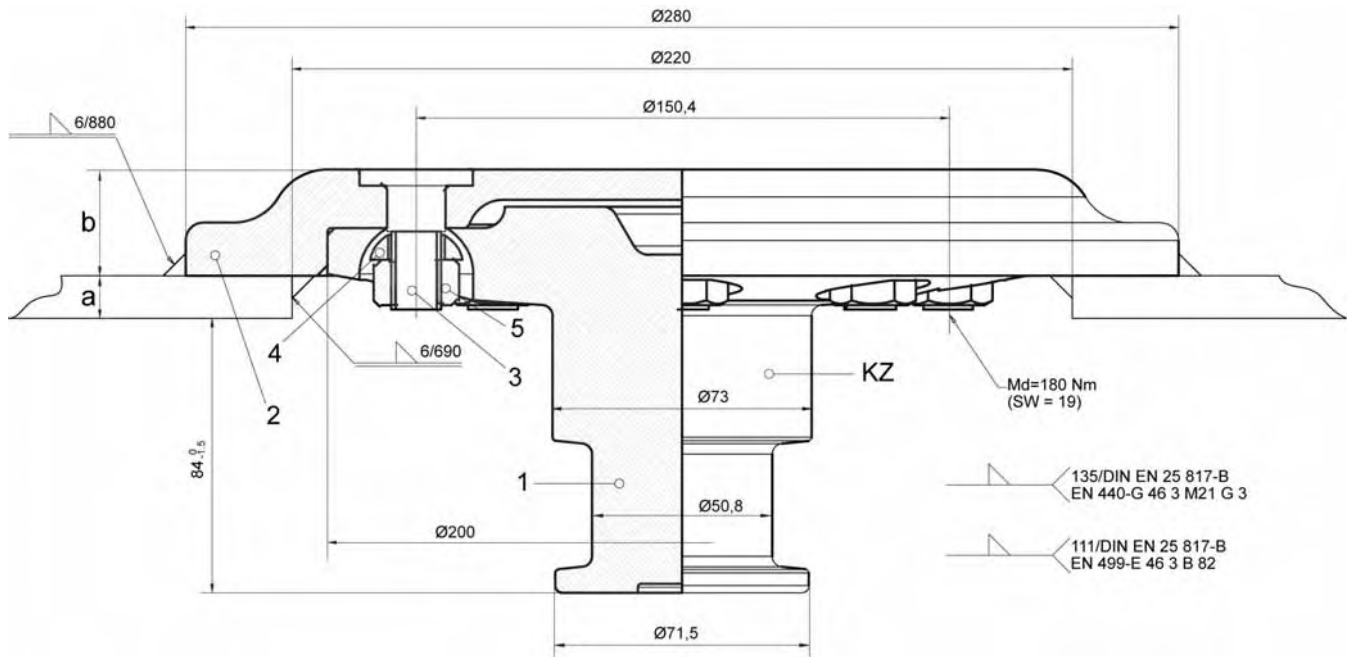


Item	Component (price per piece)	Nominal size		Mounting height b	Colour code	Order no.
		inch	mm			
KZ	KZ 491 complete	2"	6	35 +2/-0	red	662 101 491
KZ	KZ 117 complete	2"	8	35 +2/-0	white	662 101 117
KZ	KZ 119 complete	2"	10	33 +2/-0	blue	662 101 119
KZ	KZ 108 complete	2"	12	33 +2/-0	yellow	662 101 108
1	Kingpin	2"				662 101 109
2	Mounting flange for KZ 491		6	35 +2/-0	red	662 101 490
2	Mounting flange for KZ 117		8	35 +2/-0	white	662 101 118
2	Mounting flange for KZ 119		10	33 +2/-0	blue	662 101 120
2	Mounting flange for KZ 108		12	33 +2/-0	yellow	662 101 107
3	Bolt (8 per kingpin)					659 112 320

- Kingpins can be replaced from below
- With fitting option of pin 90mm (3½") no. 662 101 169
- Note: Self-locking bolts may only be used once

KZ 600, 601, 602, 630

- Diameter (Inch): 2
- Mounting: bolted flange
- Type: flanged
- Pitch circle diameter (mm): 150.4
- D-value (kN): 162.4
- Weight (kg): 14.2



Item	Component (price per piece)	Nominal size	Plate thickness a	Mounting height b	Colour code	Order no.
		inch	mm	mm		
KZ	KZ 630 complete	2"	6	32 +2/-0	red	662 102 630
KZ	KZ 602 complete	2"	8	32 +2/-0	white	662 102 602
KZ	KZ 601 complete	2"	10	30 +2/-0	blue	662 102 601
KZ	KZ 600 complete	2"	12	30 +2/-0	yellow	662 102 600
1	Kingpin	2"				662 102 020
2	Mounting flange for KZ 630		6	32 +2/-0	red	662 102 227
2	Mounting flange for KZ 602		8	32 +2/-0	white	662 102 205
2	Mounting flange for KZ 601		10	30 +2/-0	blue	662 102 204
2	Mounting flange for KZ 600		12	30 +2/-0	yellow	662 102 203
3	Wheel stud (8 per kingpin)					662 102 206
4	Spring washer (8 per kingpin)					662 101 212
5	Flat flange nut (8 per kingpin)					662 101 211

- Mounting flange for kingpin incl. mounting kit
- Kingpins can be replaced from below
- With fitting option of pin 90mm (3½") no. 662 102 023

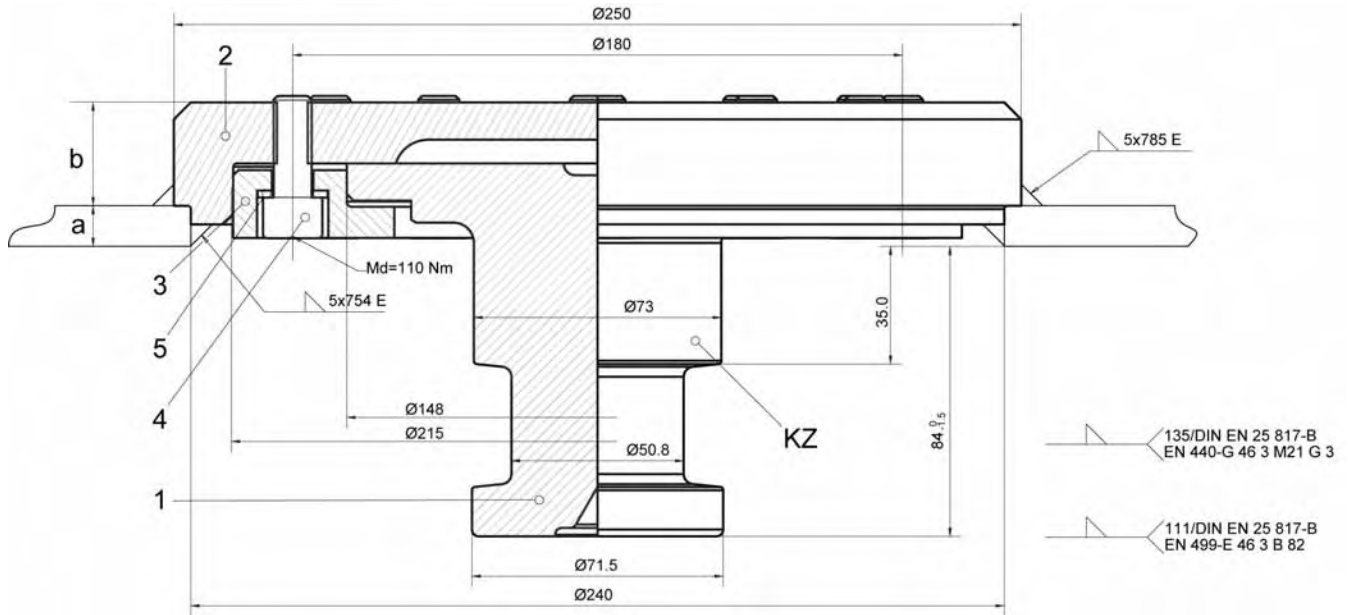
KZ 046, 173, 174

- Diameter (Inch): 2
- Mounting: bolted mounting ring
- Type: flanged
- Pitch circle diameter (mm): 180
- D-value (kN): 125
- Weight (kg): 15.0



Type approval:

- G: M 4625
- NL: RDW 17010090



Item	Component (price per piece)	Nominal size	Plate thickness a	Mounting height b	Colour code	Order no.
		inch	mm	mm		
KZ	KZ 174 complete	2"	8	34.5	white	662 101 174
KZ	KZ 173 complete	2"	10	32.5	blue	662 101 173
KZ	KZ 046 complete	2"	12	30.5	yellow	662 101 046
1	Kingpin	2"				662 101 042
2	Mounting flange for KZ 174		8	34.5	white	662 101 176
2	Mounting flange for KZ 173		10	32.5	blue	662 101 175
2	Mounting flange for KZ 046		12	30.5	yellow	662 101 047
3	Ring					662 101 044
4	Bolt (12 per kingpin)					659 112 345
5	Spring washer (12 per kingpin)					659 112 346

- Kingpins can be replaced from below
- Note: Self-locking bolts may only be used once

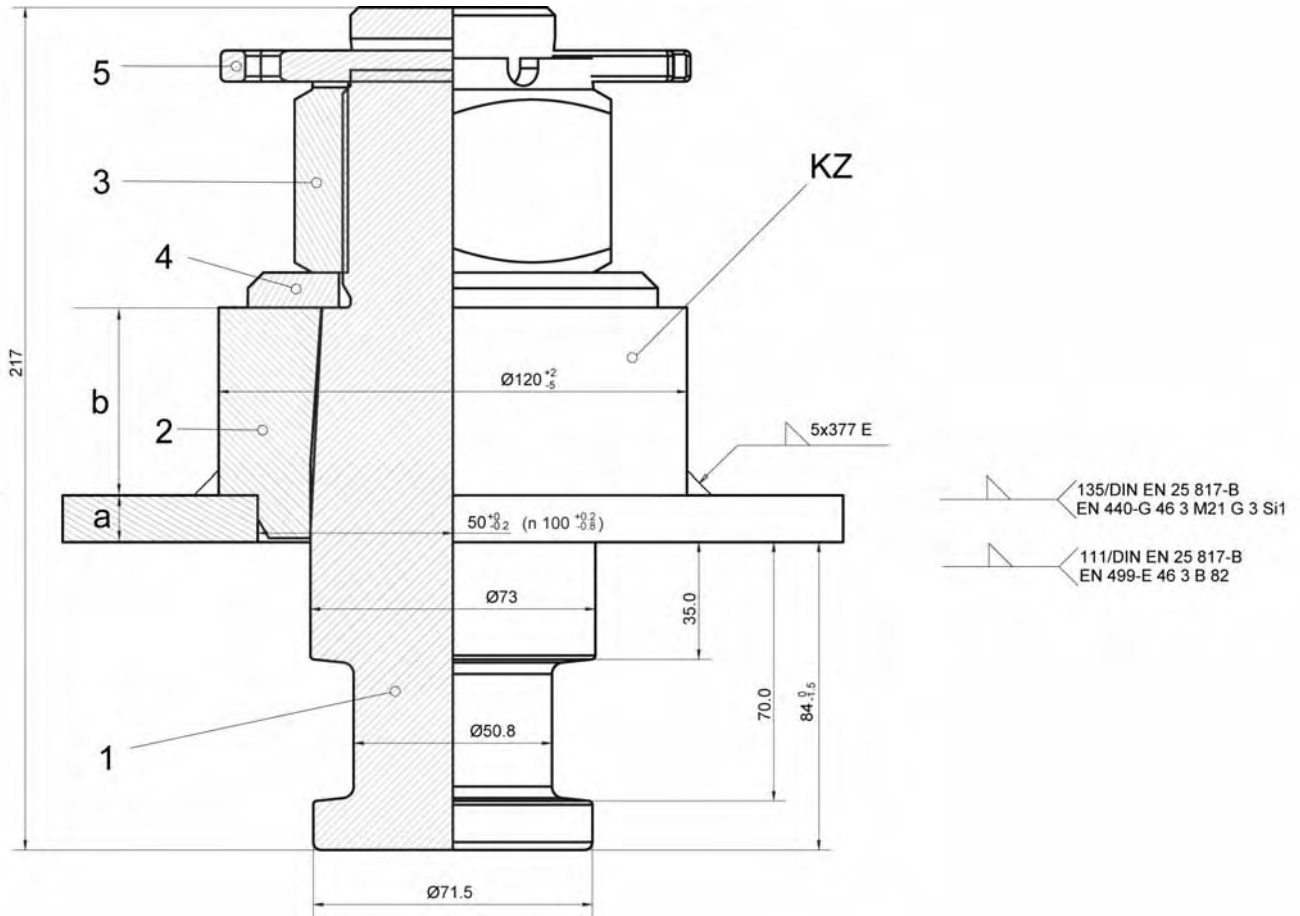
KZ 057, 074, 171

- Diameter (Inch): 2
- Mounting: castellated nut
- Type: inserted
- D-value (kN): 149
- Weight (kg): 9.9



Type approval:

- EG homologation: e1-00-0377



Item	Component (price per piece)	Nominal size	Plate thickness a	Mounting height b	Colour code	Order no.
		inch	mm	mm		
KZ	KZ 074 complete	2"	8	52	white	662 101 074
KZ	KZ 171 complete	2"	10	50	blue	662 101 171
KZ	KZ 057 complete	2"	12	48	yellow	662 101 057
	Without conical bush					662 101 369
1	Kingpin	2"				662 101 055
2	Conical bush		8	52	white	662 101 073
2	Conical bush		10	50	blue	662 101 172
2	Conical bush		12	48	yellow	662 101 056
3	Castellated nut					659 115 208
4	Washer					659 120 236
5	Split pin					659 130 023

- Kingpins with round flange

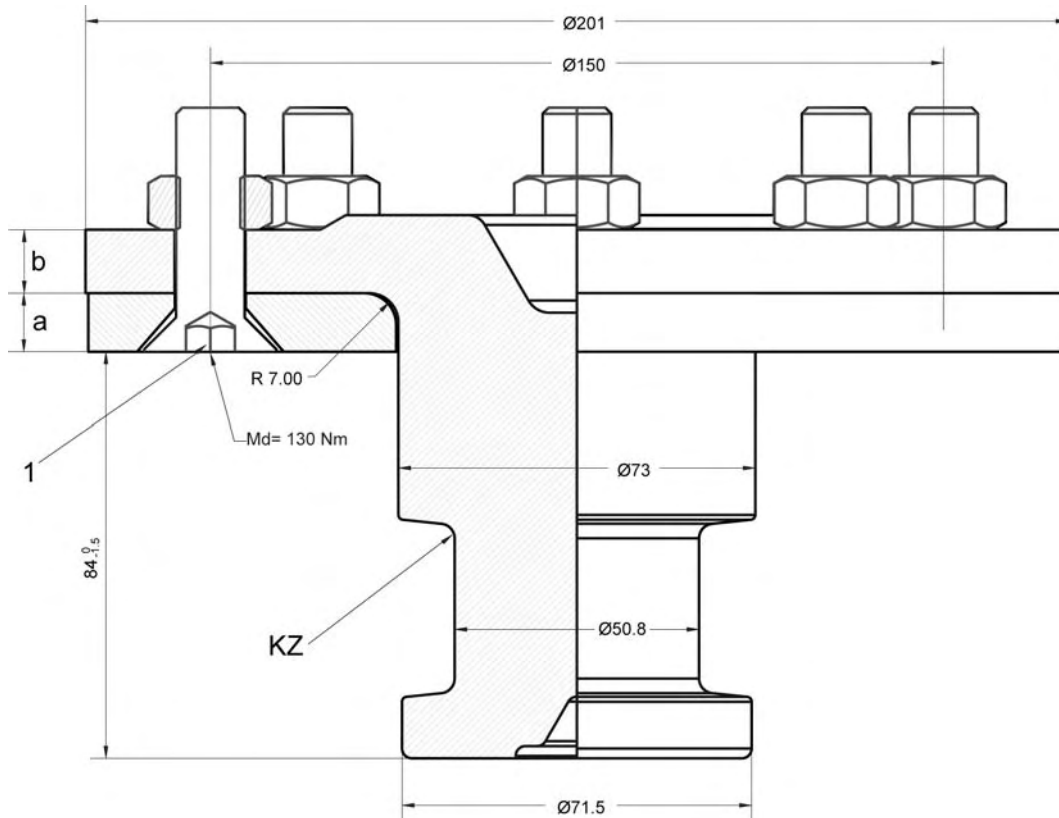
KZ 052

- Diameter (Inch): 2
- Mounting: bolted flange
- Type: flanged
- Pitch circle diameter (mm): 150
- D-value (kN): 103
- Weight (kg): 5.7



Type approval:

- EG homologation: e11-00-0374



Item	Component (price per piece)	Nominal size	Plate thickness a	Flange height b	Colour code	Order no.
		inch	mm	mm		
KZ	KZ 052 (without mounting kit)	2"	12	13	-	662 101 052
1	Mounting kit consisting of 8 bolts and 8 self-locking nuts					662 101 231

- Note: Self-locking nuts may only be used once

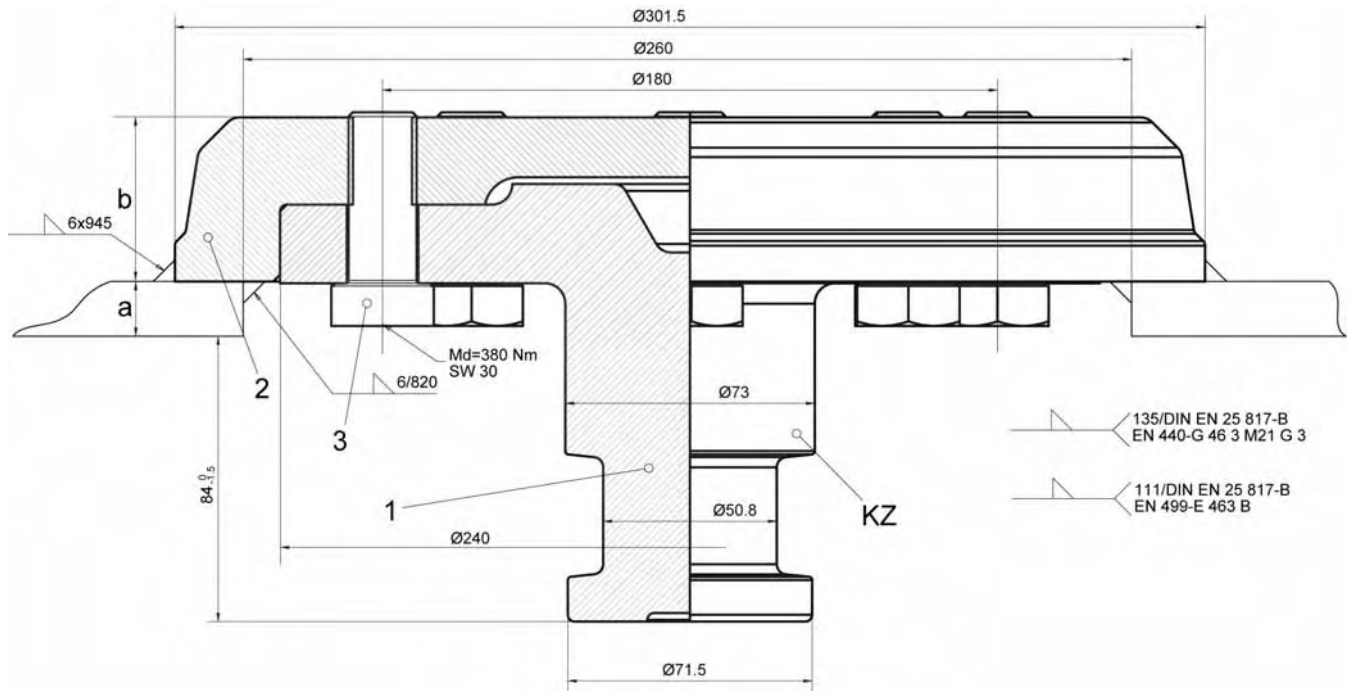
KZ 604

- Diameter (Inch): 2
- Mounting: bolted flange
- Type: flanged
- Pitch circle diameter (mm): 180
- D-value (kN): 162.4
- Weight (kg): 27.5



Type approval:

- EG homologation: e11-00-0375



Item	Component (price per piece)	Nominal size inch	Plate thickness a mm	Mounting height b mm	Colour code	Order no.
KZ	KZ 604 complete	2"	16	48	-	662 102 604
1	Kingpin	2"				662 102 022
2	Mounting flange for KZ 604		16	48	-	662 102 207
3	Bolt (8 per kingpin)					662 102 208

- Kingpins can be replaced from below
- With fitting option of pin 90mm (3½") no. 662 102 021
- Note: Self-locking bolts may only be used once

Kingpins 90 mm (3 1/2")

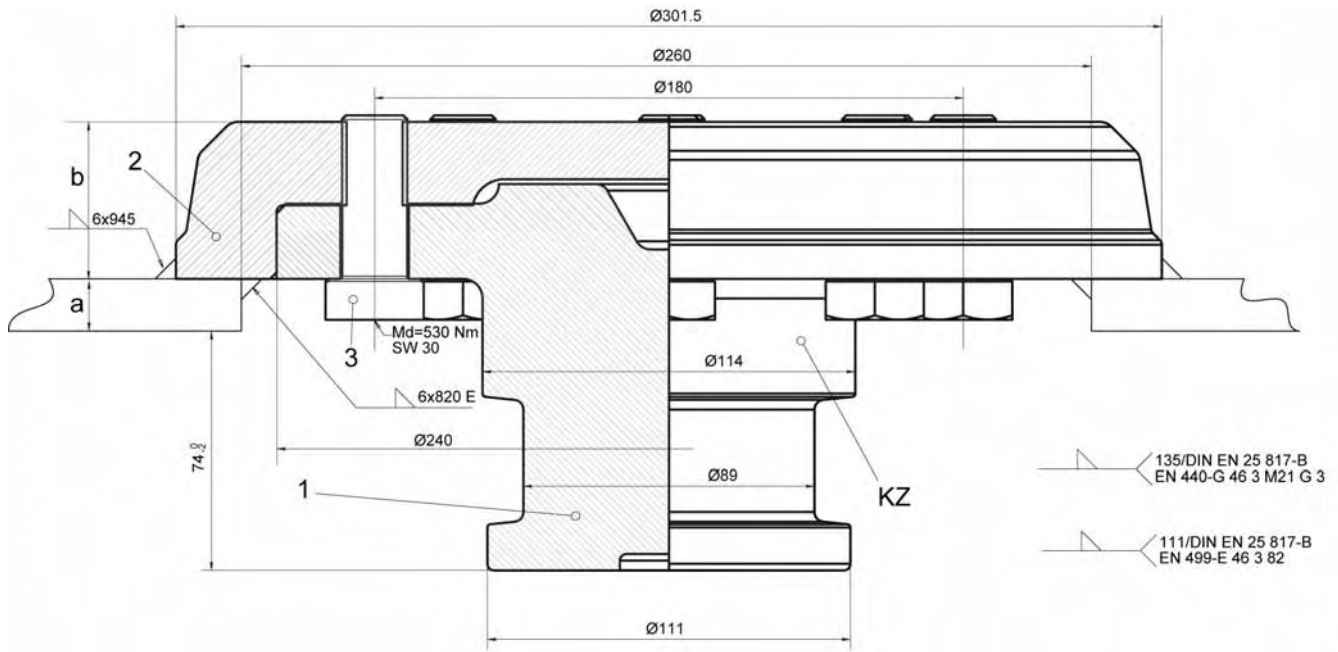
KZ 603

- Diameter (Inch): 3 1/2
- Mounting: bolted flange
- Type: flanged
- Pitch circle diameter (mm): 180
- D-value (kN): 280
- Weight (kg): 30.7



Type approval:

- EG homologation: e11-00-0393

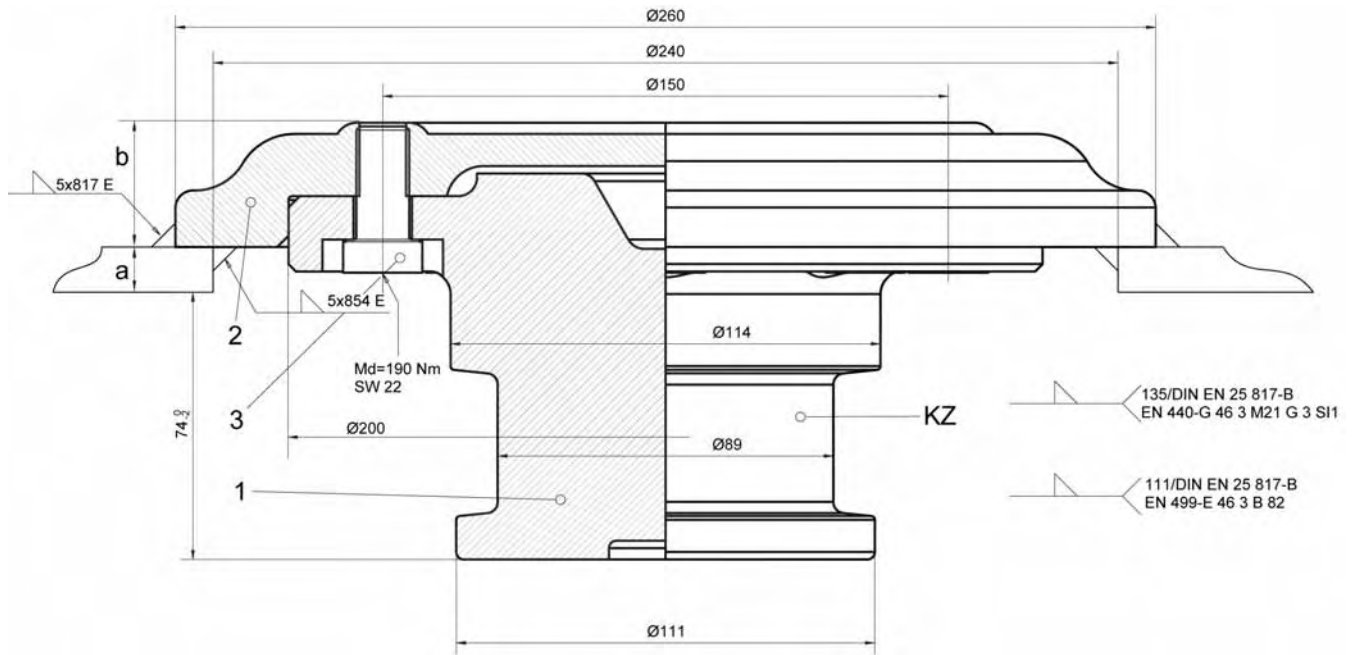


Item	Component (price per piece)	Nominal size	Plate thickness a	Mounting height b	Colour code	Order no.
		inch	mm	mm		
KZ	KZ 603 complete	3 1/2"	16	48	-	662 102 603
1	Kingpin	3 1/2"				662 102 021
2	Mounting flange for KZ 603		16	48	-	662 102 207
3	Bolt (8 per kingpin)					662 102 208

- Kingpins can be replaced from below
- With fitting option of pin 50mm (2") no. 662 102 022
- Note: Self-locking bolts may only be used once

KZ 170, 241, 304

- Diameter (Inch): 3½
- Mounting: bolted flange
- Type: flanged
- Pitch circle diameter (mm): 150
- D-value (kN): 152
- Weight (kg): 17.0



Item	Component (price per piece)	Nominal size	Plate thickness a	Mounting height b	Colour code	Order no.
		inch	mm	mm		
KZ	KZ 304 complete	3½"	8	35 +2/-0	white	662 101 304
KZ	KZ 241 complete	3½"	10	33 +2/-0	blue	662 101 241
KZ	KZ 170 complete	3½"	12	33 +2/-0	yellow	662 101 170
1	Kingpin	3½"				662 101 169
2	Mounting flange for KZ 304		8	35 +2/-0	white	662 101 118
2	Mounting flange for KZ 241		10	33 +2/-0	blue	662 101 120
2	Mounting flange for KZ 170		12	33 +2/-0	yellow	662 101 107
3	Bolt (8 per kingpin)					659 112 320

- Kingpins can be replaced from below
- With fitting option of pin 50mm (2") no. 662 101 109
- Note: Self-locking bolts may only be used once

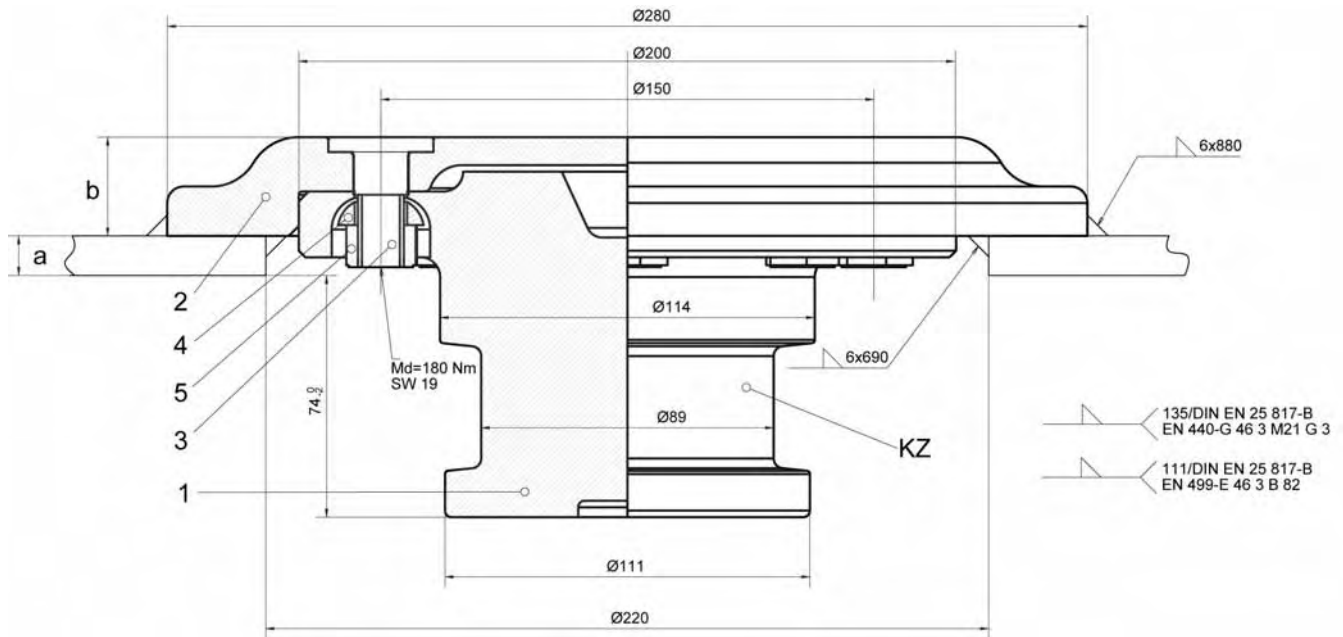
KZ 605, 606, 607

- Diameter (Inch): 3½
- Mounting: bolted flange
- Type: flanged
- Pitch circle diameter (mm): 150
- D-value (kN): 162.4
- Weight (kg): 18.5



Type approval:

- EG homologation: e11-00-0394



Item	Component (price per piece)	Nominal size	Plate thickness a	Mounting height b	Colour code	Order no.
		inch	mm			
KZ	KZ 607 complete	3½"	8	32 +2/-0	white	662 102 607
KZ	KZ 606 complete	3½"	10	30 +2/-0	blue	662 102 606
KZ	KZ 605 complete	3½"	12	30 +2/-0	yellow	662 102 605
1	Kingpin	3½"				662 102 023
2	Mounting flange for KZ 607		8	32 +2/-0	white	662 102 205
2	Mounting flange for KZ 606		10	30 +2/-0	blue	662 102 204
2	Mounting flange for KZ 605		12	30 +2/-0	yellow	662 102 203
3	Wheel stud (8 per kingpin)					662 102 206
4	Spring washer (8 per kingpin)					662 101 212
5	Flat flange nut (8 per kingpin)					662 101 211

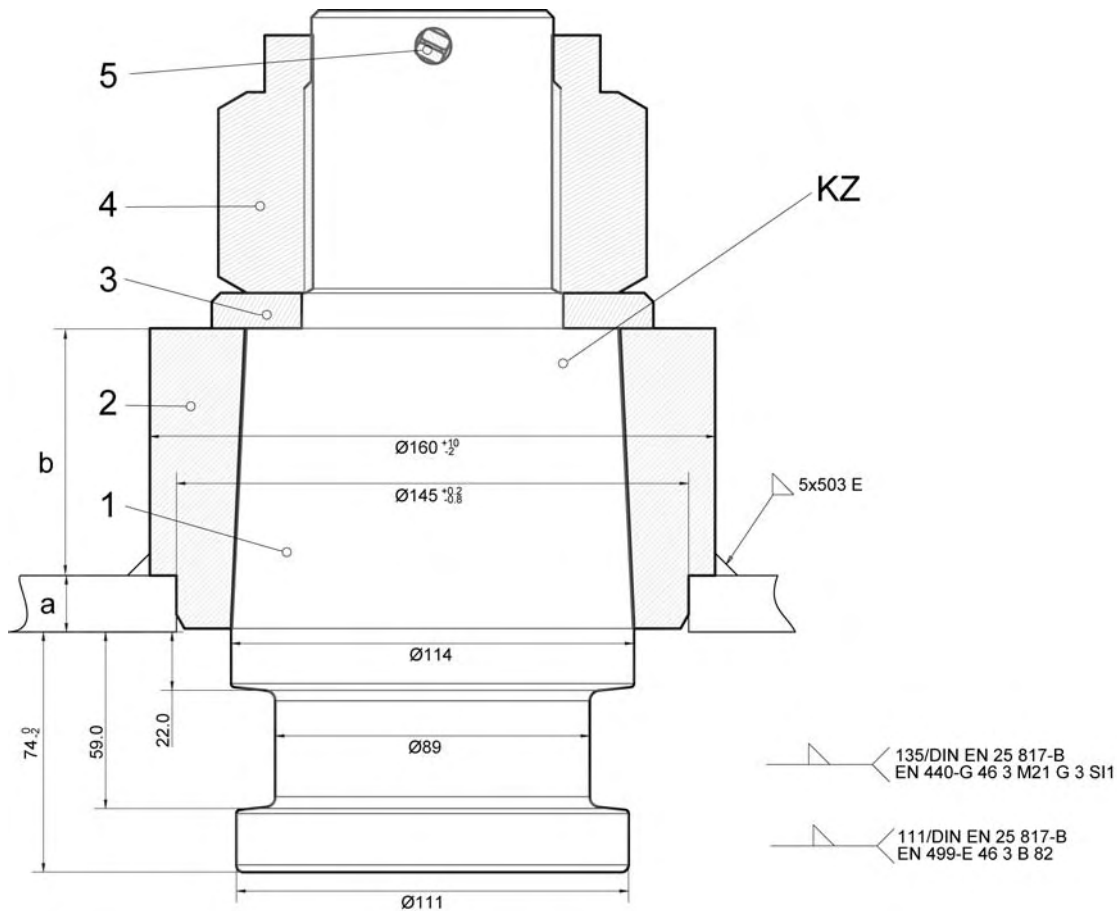
- Kingpins can be replaced from below
- With fitting option of pin 50mm (2") no. 662 102 020

KZ 082

- Diameter (Inch): 3/2
- Mounting: castellated nut
- Type: inserted
- D-value (kN): 254.9
- Weight (kg): 23.0

Type approval:

- EG homologation: e11-00-0376



Item	Component (price per piece)	Nominal size	Plate thickness a	Mounting height b	Colour code	Order no.
		inch	mm	mm		
KZ	KZ 082 complete	3 1/2"	16	70	-	662 101 082
1	Kingpin	3 1/2"				662 101 080
2	Conical bush					662 101 081
3	Washer					659 120 237
4	Castellated nut					659 115 209
5	Splint pin					659 130 024

- Kingpins with round flange

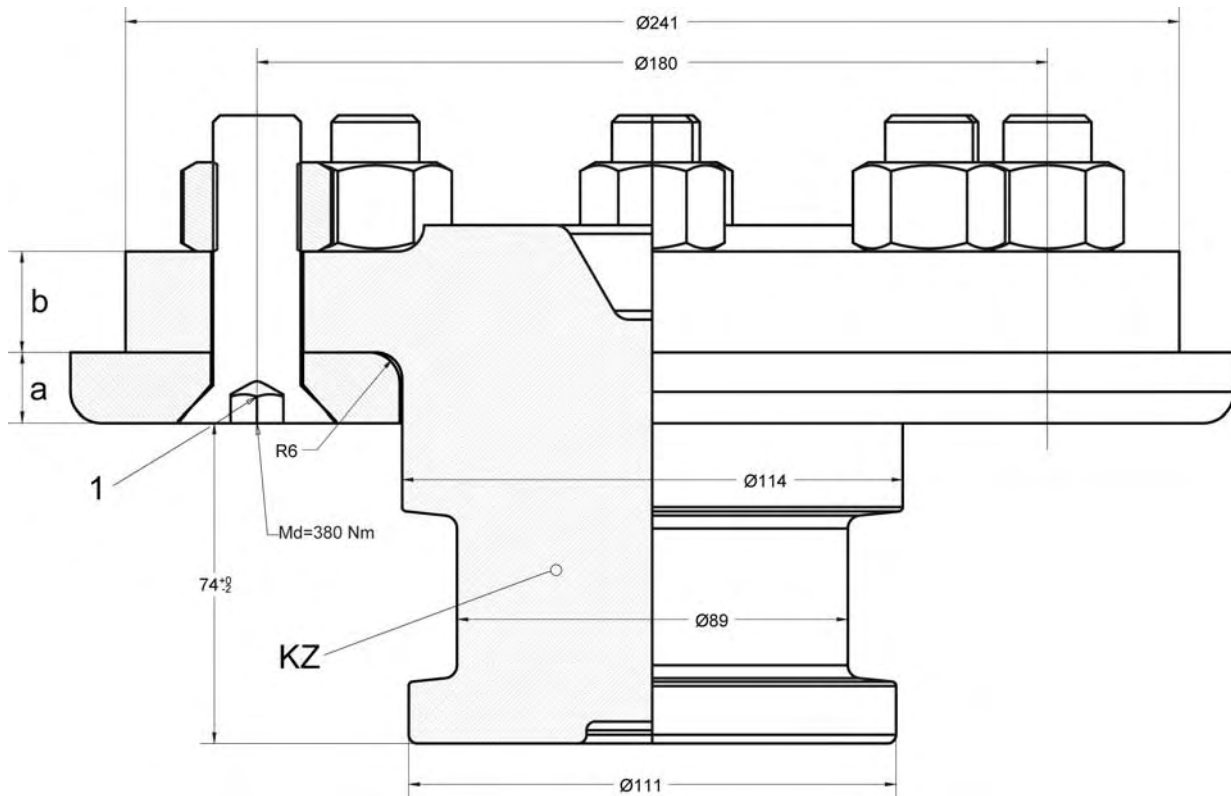
KZ 083

- Diameter (Inch): 3/2
- Mounting: bolted flange
- Type: flanged
- Pitch circle diameter (mm): 180
- D-value (kN): 255
- Weight (kg): 13.5



Type approval:

- EG homologation: e11-00-0392



Item	Component (price per piece)	Nominal size	Plate thickness a	Flange height b	Colour code	Order no.
		inch	mm	mm		
KZ	KZ 083 (without mounting kit)	3 1/2"	16	23	-	662 101 083
1	Mounting kit consisting of 8 bolts and 8 self-locking nuts					662 101 232

- Self-locking nuts may only be used once

Fitting instructions

Kingpins are vehicle connection components which are subject to type approval and the very highest standards of safety. Modifications of any kind preclude guarantee claims and invalidate product type approval.

In the Federal Republic of Germany, the addition of kingpins is subject to approval under paragraphs 19-21 of the Regulations Authorising the Use of Vehicles for Road Traffic (StVZO).

The semi-trailer plate must be flat and without welding seams or sharp edges. Semi-trailer plates which are not level cause uneven running of the tractor, rolling motion of the semi-trailer and severe wear on the fifth wheel plate, the locking mechanism and the kingpin.

The fifth wheel should be completely covered by the semi-trailer plate in all positions. We recommend bevelling the semi-trailer plates upwards or de-chamfering them steeply at the front, i.e. at the tractor side.

The kingpins comply with the current standards, under which the pin must project out of the semi-trailer plate by a tolerated length when fitted. The surface evenness and the thickness of the semi-trailer plate must therefore be checked before fitting.

In the interests of strength we recommend the use of 12 mm thick semi-trailer plates. If thinner plates are used, the kingpin must be reinforced accordingly.

Permissible semi-trailer plate thickness tolerances:

6 mm +0.4 / -0.3

8 mm +0.4 / -0.3

10 mm +0.4 / -0.3

12 mm +0.2 / -0.5

16 mm +0.3 / -0.5

Observe the following welding regulations when welding the mounting flange or conical bushes:

Installation is with continuous welding seams. Use only high-grade additive material.

- Welding process: E II
- Filler metal: VllsDIN 1913
- Welding process: MAG C
- Filler metal: Griduct SV5 green or I Messer Griduct SV4 red J Griesheim or K5 / K52 / K56 (Westf. Union) or E MK7 / E MK6 (Böhler) or equivalent, TÜV-approved products

It must be ensured that both the plate and the mounting of the kingpin are reinforced according to the load and the respective D-value. The kingpins must be inserted centred and flat, and their angular seating must be checked. The fitted pins must be protected against weld splashes. After welding, all fastening bolts and nuts must be checked for the proper specified tightening torque. This check must also be performed at all future inspections of the vehicle.

The tapered kingpins must be given a proper interference fit (by hammering), and the castellated nut tightened with the specified tightening torque and secured with splint pins.

Before putting the semi-trailer into service, grease the kingpin thoroughly using a long-life, high-pressure grease with molybdenum or graphite additive.

Generous lubrication of the kingpin and the fifth wheel is crucial for the service life of these safety elements.

Gauge

The coupling lock and kingpin are subject to a certain amount of wear. Our reference gauges for 2" and 3½" kingpins and fifth wheels facilitate measurement of wear limits. Check the kingpin for deformation and firm seating.

If the readings are lower than the limits shown here, the kingpins or wear rings must be replaced by original Georg Fischer parts.



Technical data

Type	Nominal size	Dimensions	Weight	Order no.
	inch	mm	kg	
Reference gauge	2"	166 x 108	0.155	659 920 032
Reference gauge	3½"	222 x 149		659 920 033

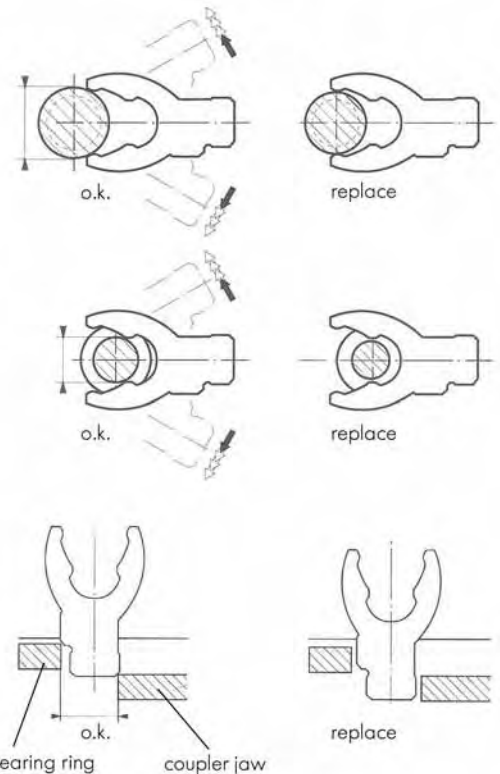
Operating instructions

The gauge surfaces may not slide over the Georg Fischer kingpins. Measure lengthways and crossways, as well as at various heights.

After performing these checks, thoroughly coat the semi-trailer plate and the kingpin, as well as the top of the fifth wheel plate, the locking mechanism and the wear ring, using a long-life, high-pressure grease with molybdenum or graphite additive.

At short intervals, but at least at every lubrication servicing of the semi-trailer tractor, the fifth wheel, semi-trailer plate and the kingpin must be recoated with lubricant.

The reference gauge should not be able to slide into the closed fifth wheel locking mechanism from above. Measure lengthways and crossways.



Safety instructions

Before hitching, and especially before attaching the semi-trailer for the first time and after each lubrication, ensure that the locking mechanism of the fifth wheel is in the "hitching" position.

After hitching by attaching the carabiner hook or by setting the safety lever (with automatic locking), check whether the locking mechanism is completely closed.

After hitching the fifth wheel

- with carabiner hook: attach it
- with automatic latch: check whether it is engaged and the cam does not protrude next to the operating handle

Important: Perform PULL TEST in a low gear.

King pin adaptor

2" on 3 1/2"

- King pin adaptor to couple a 2" king pin on a 3 1/2" fifth wheel
- The D-value of the 2" king pin remains unchanged
- **Important:**
The adaptor is suitable for temporary use on private sites only, e.g. on non public park grounds or for short tow runs.

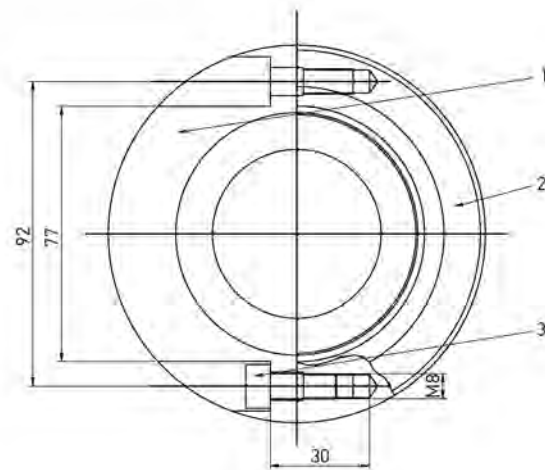
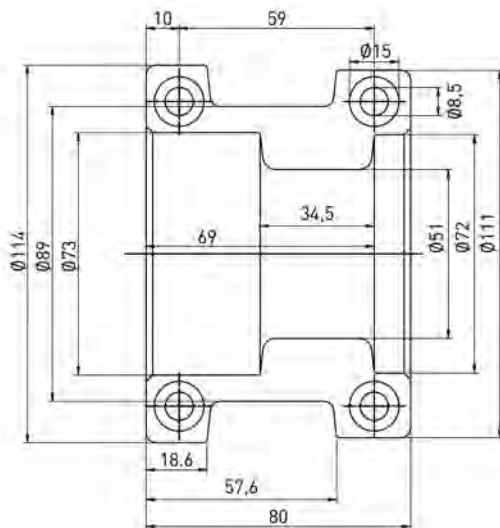


Technical data

Item	Type	Note	Pcs.	Order no.
1-3	King pin adaptor 2" on 3 1/2"	incl. bolts	1	662 101 100
3	Bolts M8x20 8.8-A3C	Torque 23 Nm	4	662 101 380

- King pin is not included when ordering the adaptor.

Dimensions



Notes

Mobility

People are increasingly mobile, and they have ever greater demands for comfort and safety in their vehicles. With its highly stressable cast parts made of light metal and iron, GF Automotive makes it possible to build commercial vehicles that are both light-weight and safe.

Ball Races

Ball Races for drawbar trailers

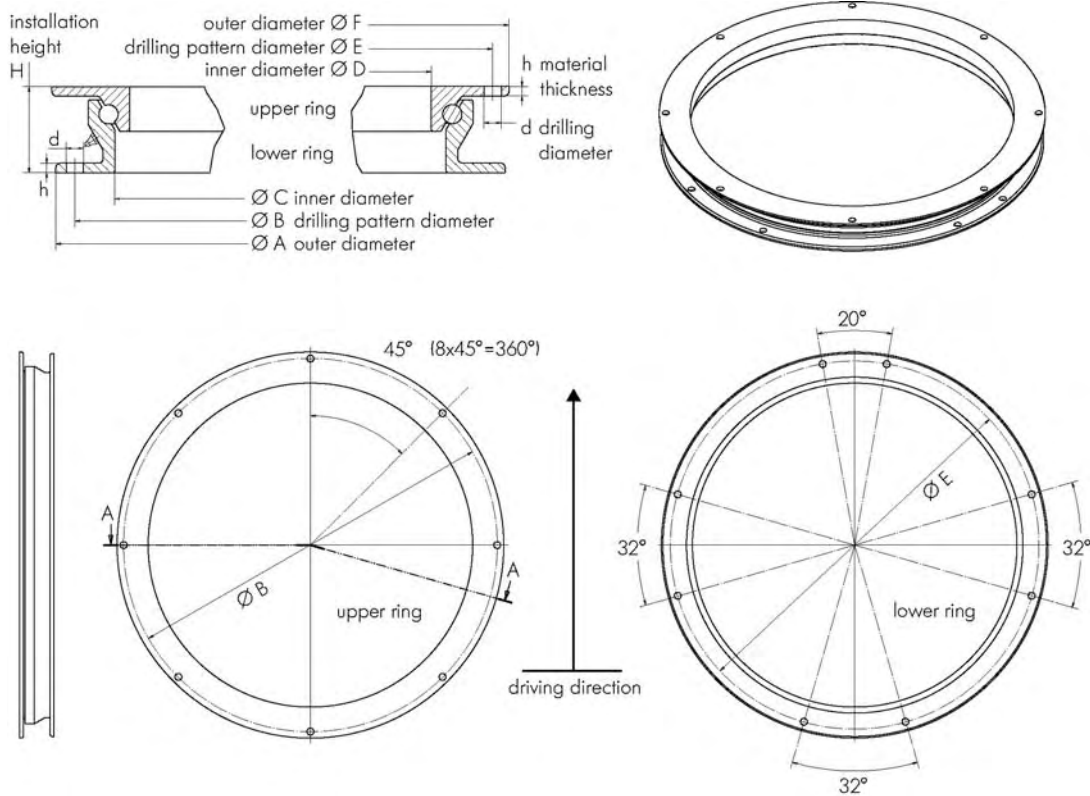
Georg Fischer ball races are components for fitting onto trailers and agricultural vehicles and for use on roads.

Please follow the specific trailer manufacturer instructions for the operation of the particular vehicle. Compliance with the corresponding national legislation safety standards is required.

Georg Fischer is currently the only manufacturer of ball races which are tested by the TÜV, the German Quality Assurance Association.



Single Row Ball Races STANDARD MAINTENANCE

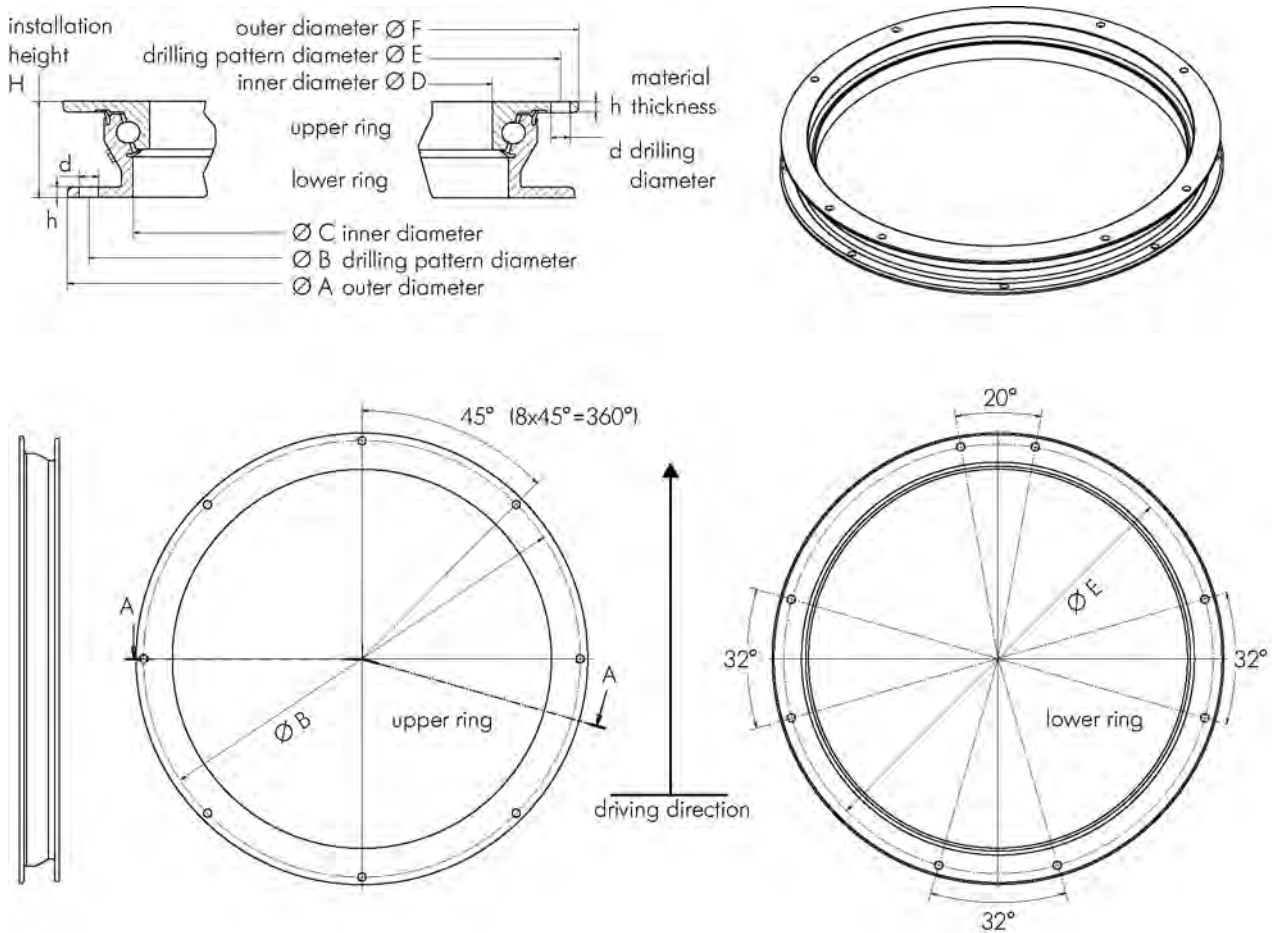


Type	Model	Max. axial load	A	B	C	D	E	F	d	h	H	Weight	Order no.
		t	mm	mm	mm	mm	mm	mm	mm	mm	mm	kg	
BR-S 8	undrilled	8	1000	960	877	846	974	1008	18	10	90	73	662 106 100
BR-S 10	undrilled	10	1000	960	877	846	974	1008	18	10	90	80	662 106 120
BR-S 10-1	drilled	10	1100	1060	977	946	1074	1108	18	10	90	80	662 106 140
BR-S 12-1	drilled	12	1100	1060	977	946	1074	1108	18	10	90	80	662 106 160
BR-S 13-2	drilled	13	1200	1160	1077	1046	1174	1208	18	10	90	87	662 106 180

- 7 lubrication points with grease nipples
- TÜV approved

Single Row Ball Races LOW MAINTENANCE

The low maintenance ball race series BR-W enjoy a low maintenance life cycle of up to 3 years or 300.000 km. After that period they are to be serviced in the same way as standard ball races.



Type	Model	Max. axial load	A	B	C	D	E	F	d	h	H	Weight	Order no.
		t	mm	mm	mm	mm	mm	mm	mm	mm	mm	kg	
BR-W 8	undrilled	8	1000	960	877	846	974	1008	18	10	90	73	662 106 110
BR-W 10	undrilled	10	1000	960	877	846	974	1008	18	10	90	80	662 106 130
BR-W 10-1	drilled	10	1000	1060	977	946	1074	1108	18	10	90	80	662 106 150
BR-W 12-1	drilled	12	1100	1060	977	946	1074	1108	18	10	90	80	662 106 170
BR-W 13-2	drilled	13	1200	1160	1077	1046	1174	1208	18	10	90	87	662 106 190

- 7 lubrication points with grease nipples
- TÜV approved

Technical data

The specifications are nominal dimensions and are subject to the tolerances at our works.

Ball races from Georg Fischer are suitable for the installation on the front axle of 2- and 3-axle drawbar trailers with a max. permissible speed of 105 km/h (65mph). On 2-axle-trailers the specified axle loads can be exceeded by 10%, at speeds below 30 km/h (18 mph) by 20%.

All data apply to use on paved roads and standard road conditions in Western Europe.

Please request the permitted loads for forced steering semi-trailers, giving details of the vehicle used.

Notes



RECOLOCK®

Automatic container
locking mechanism

High speed for
container transport



+GF+

GEORG FISCHER
AUTOMOTIVE

RECOLOCK® – High speed for container transport

Keep things running smoothly

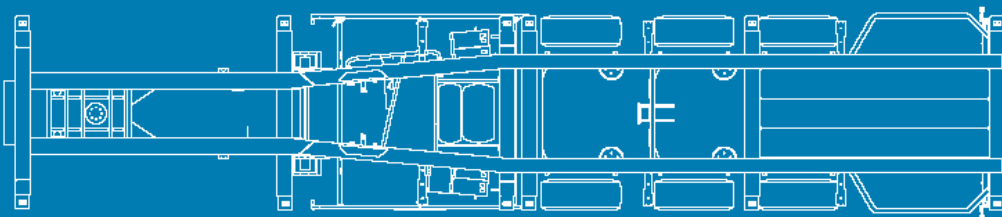
In hardly any other location can you witness the volume and speed of the freight flow than at a container port. Over 6 million TEUs are handled in Hamburg alone, one of the largest container ports in Europe. Or in other terms, a container is transferred from ship to truck or vice versa every five seconds – 24 hours a day, 365 days a year. It goes without saying that everyone involved in loading and unloading is under tremendous time pressure.

Increase efficiency at the port ...

The time pressures involved prompted the engineers at GF Automotive to develop an automatic container locking mechanism. The resultant technology takes the name RECOLOCK® (Remote Control Locking). RECOLOCK® allows containers to be secured to the trailer in only a few seconds. Studies have shown that the automatic container locking mechanism saves an enormous amount of time – the haulage contractor can work more efficiently than ever before.

Individual configuration options

Depending on the application, RECOLOCK® can be individually configured. Pneumatic or electropneumatic operation is possible. All standard container chassis can be fitted with RECOLOCK®.



RECOLOCK®

Locking mechanism:	Twistlock which rotates and tightens in one movement
Safety:	Mechanical lock in the event of pressure loss within the locking mechanism
Activation:	Pneumatic or electro-pneumatic
Monitoring:	Visual or with sensors on the locking mechanism and centrally at the control unit
Containers:	Freight container DIN ISO 1161 40ft high-cube and 20ft ISO Maximum weight per container: 34 tons



The container is placed on the trailer



The corner casting and locking mechanism fit together perfectly



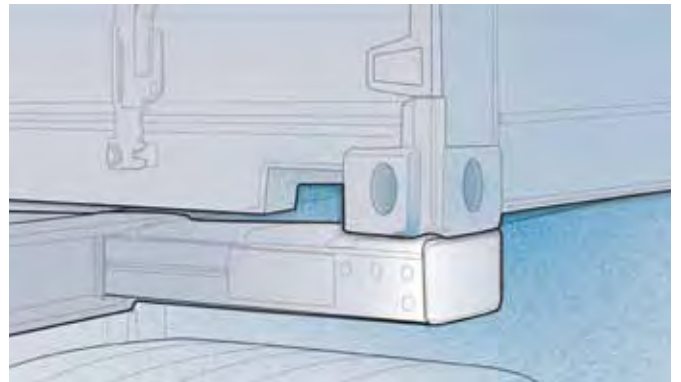
RECOLOCK® locks the container firmly on the trailer

RECOLOCK® was developed, patented and tested by Rüdiger Metternich Metallbau, Hamburg. As partner with global presence, Georg Fischer Verkehrstechnik has taken over the exclusive rights to manufacturing, marketing and sales.




fast

Every manual process during loading and unloading which can be dispensed with increases efficiency. RECOLOCK® allows containers to be secured on to the trailer in only a few seconds.



safe

As RECOLOCK® performs the locking process within seconds, a secure connection between container and vehicle is possible when under time pressure. All of the locking mechanisms are opened or closed at the same time. This reduces potential errors to a minimum.



convenient

With RECOLOCK® the entire locking process is monitored from a central point. It is no longer necessary to laboriously lock each individual twistlock by hand – that saves time and makes work more pleasant – leaving you to drive in comfort.

RECOLOCK® F (fixed)

Automatic fixed container locking system for 20-foot container chassis

RECOLOCK® F - the new automatic container locking system with fixed locking devices was developed for a 20ft container chassis.

Locking and unlocking is now possible within seconds from a central control unit on the chassis.



- Semi-trailers can be pulled by every standard tractor
- Suitable for all 20ft standard container chassis
- Protected transport through 4 locking hooks
- Locking device control is displayed on the control panel
- Quick loading and unloading due to shorter times for opening and locking
- Approx. 2 minutes are saved during each loading and unloading
- Increased safety in the driver's environment - fewer accidents
- Low maintenance and repair costs

Technical data

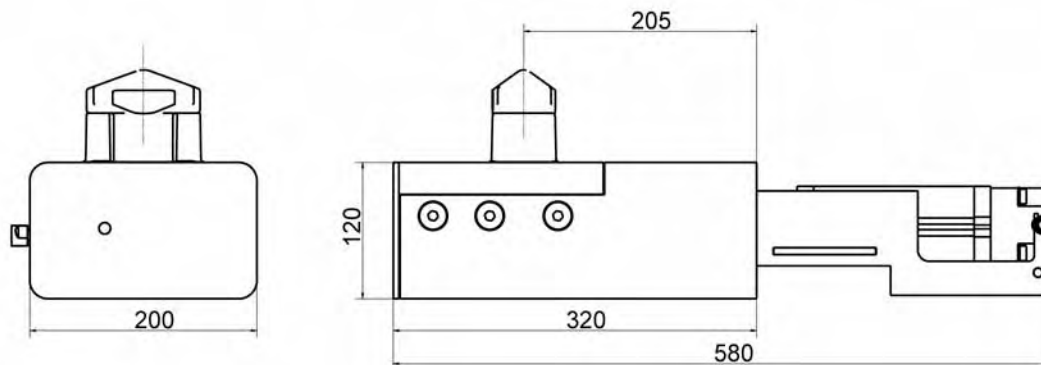
- Mechanical safety in the case of pressure loss
- Clamping range 20mm for freight containers DIN ISO 1161 for containers up to a max. of 34 tons
- Emergency opening function
- Developed in accordance with ADR guidelines
- Theoretical clamping force 1900-2800 (N6-8.5 bar)

Type	Model	Order no.
RECOLOCK® Type F Remote indication assembly	20ft container, fixed	663 101 013

Assembly includes:

- 4 x Locking mechanism consisting of mechanics and tube for welding
- 4 x Pneumatic set consisting of cylinder, hand valve, tubes, pneumatic remote indication, control cabinet

Dimensions



Mobility

People are increasingly mobile, and they have ever greater demands for comfort and safety in their vehicles. With its highly stressable cast parts made of light metal and iron, GF Automotive makes it possible to build commercial vehicles that are both light-weight and safe.

TRILEX® - Wheel System

TRILEX® - the universal wheel system

The original TRILEX® wheel system is an ideal wheel system for trucks, buses and trailers. Consisting of a TRILEX® wheelspider and detachable rim. Its high-precision, individual sturdy components were developed and tested in close collaboration with vehicle manufacturers.

- Available in sizes 15", 20", 22½" and 24"
- for tubed and tubeless tyres
- for single tyre or twin tyres
- Available for vehicles of all well-known manufacturers



TRILEX® wheels offer features that will reduce your expenses mile after mile

- Optimum design of wheelspider and rim saves weight and thus increases payload
- Better cooling prolongs the useful life of tyres and brakes
- Lower tightening torque of bolts eases wheel change
- Risk-free tyre change due to 3-piece TRILEX® rim
- Robust design ensures highest safety with additional loads
- Precision machining of wheelspider improves rolling characteristics



Wheelspider with
TRILEX rim 15"/20"/24"



Wheelspider with
TUBLEX rim 22,5"



Wheelspider with
UNILEX rim 20"



for tubed tyres



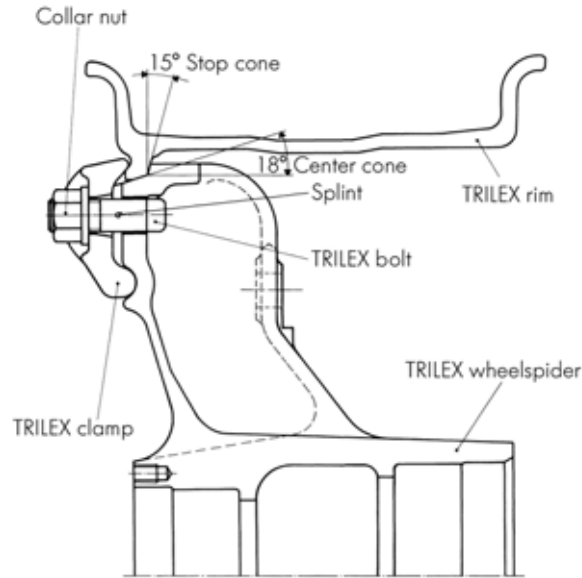
for tubeless tyres



for tubeless tyres

TRILEX® double cone centring

Ensures perfect alignment of rim on the TRILEX® wheelspider.



Note: Rims of 28° cone wheel systems are not interchangeable with the TRILEX® system.

TRILEX® - for tubeless tyres

TUBLEX® drop centre rims for tubeless tyres can be fitted on the same TRILEX® wheelspider and with the same clamps as the TRILEX® rims. The same advantages of TRILEX® are therefore enjoyed when using tubeless tyres.

Important assembly instructions

Before assembly, clean all parts such as spoke heads, rim mounting bevel, bolts and clamps.

To ensure perfect rim alignment and centring, contact surfaces between wheel centre and rim must be free of paint.

Tighten nuts several times in turn, always round the wheel and not crosswise.

Use the following torques:

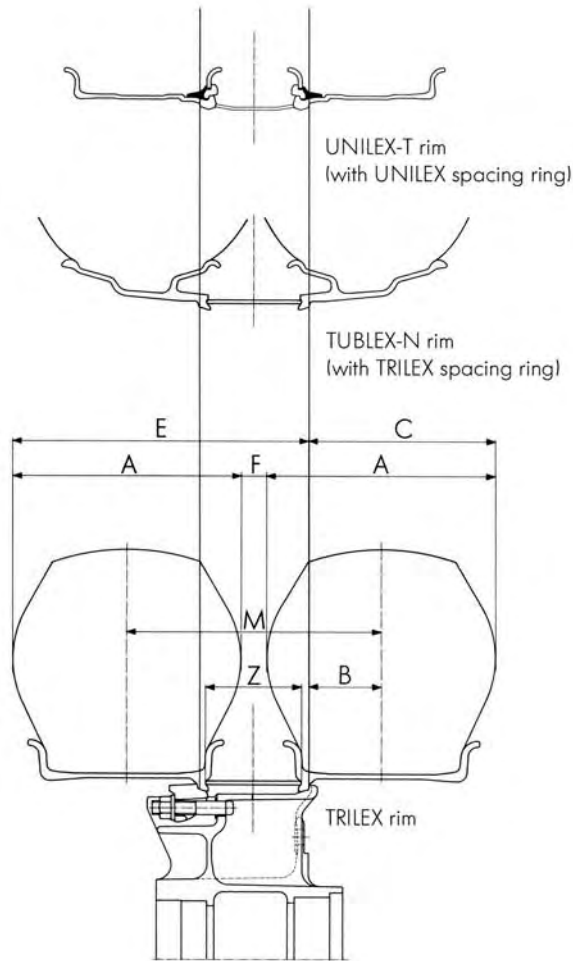
- M18 bolts: 270-300 Nm
- M20 bolts: 320-350 Nm

On all new vehicles, and following each changeover of wheels, tighten nuts to the specified torque after a brief trial run and then again after a further 50-100 km (30-60 miles). Check the torque from time to time.

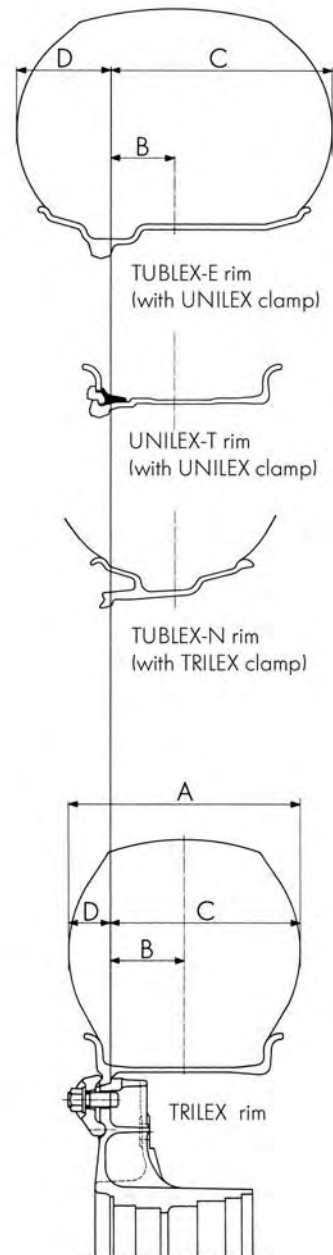
- **Never repair or weld them.**

Tyre and rim combinations

TRILEX standard wheelspider for twin tyres



TRILEX standard wheelspider for single tyre



All rims of TRILEX® wheel systems are designed for the carrying capacity of the corresponding respective tyre. For the tyre carrying capacity and the permissible speed, please refer to the manual of your tyre manufacturer.

TRILEX® rims for tubed tyres

∅	Tyre	Rim	A	B	C	D	E	F	Z	M
inch			mm	mm	mm	mm	mm	mm	mm	mm
15"	7.50 R 15	6.0-15	212	69,0	175,0	37,0	283,0	34	90	246
15"	7.50 R 15	6.5-15	217	74,0	182,5	34,5	290,5	39	90	256
15"	225/75 R 15	7.0-15	225	80,5	193,0	32,0	301,0	44	90	269
15"	8.25 R 15	6.5-15	234	74,0	191,0	43,0	309,0	32	100	266
15"	8.25 R 15	7.0-15	239	80,5	200,0	39,0	318,0	40	100	279
15"	250/70 R 15	7.5-15	251	86,5	212,0	39,0	330,0	40	100	291
15"	10.00 R 15	7.5-15	275	86,5	224,0	51,0	362,0	36	120	311
20"	8.25 R 20	6.5-20	230	74,0	189,0	41,0	306,0	35	99	265
20"	9.00 R 20	7.0-20	258	80,5	209,5	48,5	341,5	35	114	293
20"	10.00 R 20	7.5-20	275	86,5	224,0	51,0	366,0	40	124	315
20"	11.00 R 20	8.0-20	286	92,0	235,0	51,0	379,0	42	124	328
20"	12.00 R 20	8.5-20	313	98,5	255,0	58,0	414,0	43	139	356
20"	14.00 R 20	10.0-20	370	116,5	301,5	68,5	498,5	60	177	430
20"	13/80 R 20	8.5-20	321	98,5	259,0	62,0	426,0	43	147	364
20"	14/80 R 20	10.0-20	350	116,5	291,5	58,5	458,5	50	147	400
20"	12.5 R 20	11-20	330	108,0	273,0	57,0	-	-	-	-
20"	14.5 R 20	11-20	362	108,0	289,0	73,0	-	-	-	-
24"	12.00 R 24	8.5-24	313	98,5	255,0	58,0	414,0	43	139	356
24"	14.00 R 24	10.0-24	370	116,5	301,5	68,5	498,5	60	177	430

TUBLEX®-G rims / TUBLEX®-N rims for tubeless tyres

∅	Rim	A	B	C	D	E	F	Z	M
inch		mm	mm	mm	mm	mm	mm	mm	mm
22,5"	22.5 x 7.50	254	86,5	213,5	40,5	342,5	48	109	302
22,5"	22.5 x 7.50	255	86,5	214,0	41,0	343,0	47	109	302
22,5"	22.5 x 7.50	267	86,5	220,0	47,0	354,0	40	114	307
22,5"	22.5 x 7.50	268	86,5	220,5	47,5	354,5	39	114	307
22,5"	22.5 x 7.50	271	86,5	222,0	49,0	361,0	41	119	312
22,5"	22.5 x 8.25	275	92,0	229,5	44,5	363,5	43	114	318
22,5"	22.5 x 8.25	276	92,0	230,0	46,0	369,0	47	119	323
22,5"	22.5 x 8.25	279	92,0	231,5	47,5	375,5	49	124	328
22,5"	22.5 x 8.25	290	92,0	237,0	53,0	387,0	44	130	334
22,5"	22.5 x 8.25	291	92,0	237,5	53,5	387,5	43	130	334
22,5"	22.5 x 8.25	292	92,0	238,0	54,0	388,0	42	130	334
22,5"	22.5 x 9.00	298	98,5	247,5	50,5	397,5	49	130	347
22,5"	22.5 x 9.00	300	98,5	248,5	51,5	398,5	47	130	347
22,5"	22.5 x 9.00	305	98,5	251,0	54,0	401,0	42	130	347
22,5"	22.5 x 9.00	312	98,5	254,5	57,5	413,5	44	139	356

TRILEX® wheelspiders

TRILEX® wheels have stood up to the toughest possible operating conditions the world over and are offered by all of the leading vehicle manufacturers. TRILEX® wheels are engineered to specific axle size in respect to bearings, seals, brakes, track, carrying capacity, etc.

For safety reasons, use exclusively original TRILEX® parts. Our product guarantee becomes invalid if non-original parts are used. Original TRILEX® spare parts can be obtained throughout the world from our branch offices or sales representatives. Please ask us for their addresses.

TRILEX® wheelspiders for twin tyres



Type	Size	Weight	Order no.
	inch	kg	
Rear wheelspider	20	57,0	604 107 434
Trailer wheelspider	20	48,0	604 110 616
Trailer wheelspider	24	55,0	604 110 682
Trailer wheelspider	24	64,5	604 110 686
Trailer wheelspider	20	46,0	604 110 702
Trailer wheelspider	24	64,0	604 110 704
Trailer wheelspider	20	45,0	604 202 134
Trailer wheelspider	20	44,0	604 202 194
Trailer wheelspider	24	63,0	604 202 198
Trailer wheelspider	24	55,0	604 202 222
Trailer wheelspider	24	61,0	604 202 224
Trailer wheelspider	20	36,0	604 202 254
Trailer wheelspider	20	39,0	604 202 260
Trailer wheelspider	24	65,0	604 202 268
Trailer wheelspider	20	57,0	604 202 270
Trailer wheelspider	24	54,0	604 202 304
Trailer wheelspider	24	50,0	604 233 020
Trailer wheelspider	24	48,0	604 233 068
Trailer wheelspider	20	34,0	604 233 508

TRILEX® wheelspiders for single tyres



Type	Size	Weight	Order no.
	inch	kg	
Front wheelspider	20	31,0	604 105 507
Front wheelspider	20	31,0	604 105 511
Front wheelspider	24	46,4	604 155 203
Front wheelspider	20	35,0	604 155 207
Front wheelspider	20	32,0	604 155 215
Front wheelspider	20	37,5	604 155 217
Front wheelspider	24	46,0	604 155 219
Trailer wheelspider	20	36,0	604 202 201
Trailer wheelspider	20	35,5	604 202 223

TRILEX® adaptors

Vehicles equipped with disc wheels can be changed over to the TRILEX® wheel by means of TRILEX® adaptors (20" and 24"). Selection of the suitable adaptor depends on: type of vehicle and/or axle, track, tyres used, profile of brake drum and fixation (centring). Our technical customer service representatives will be glad to assist you.

TRILEX® wheel adaptors for twin tyres



Type	Size	Weight	Order no.
	inch	kg	
Rear wheelspider	20	36,0	604 260 154
Rear wheelspider	20	35,5	604 260 160
Rear wheelspider	24	44,0	604 260 174
Rear wheelspider	20	54,0	604 260 188
Rear wheelspider	20	37,0	604 260 212
Rear wheelspider	24	44,0	604 260 232
Rear wheelspider	20	41,0	604 260 234
Rear wheelspider	20	34,0	604 260 236
Rear wheelspider	24	43,0	604 260 240
Rear wheelspider	24	49,0	604 260 280
Rear wheelspider	24	45,5	604 260 282

TRILEX® wheel adaptors for single tyres



Type	Size	Weight	Order no.
	inch	kg	
Front wheelspider	24	22,0	604 260 181
Front wheelspider	20	13,0	604 260 191
Front wheelspider	20	14,0	604 260 195
Front wheelspider	24	23,0	604 260 197
Front wheelspider	20	17,0	604 260 199
Front wheelspider	24	22,0	604 260 205
Front wheelspider	20	16,0	604 260 315
Front wheelspider	20	17,5	604 260 325
Front wheelspider	24	23,0	604 260 333
Front wheelspider	20	15,7	604 260 351

Rims

TRILEX® wide base rims

Segmented rim for tyres with tubes for mounting on TRILEX® wheelspiders.



∅	Type	Weight	Spare part	Order no.
inch		kg	für	
15"	6.0-15	17,5	410 307	650 410 800
15"	6.5-15	19,0		650 410 351
15"	7.0-15	21,5		650 410 316
15"	7.5-15	24,0		650 410 321
20"	6.5-20	26,5	81T650	650 410 352
20"	7.0-20	29,0	81T700	650 410 318
20"	7.5-20	31,5	81T750	650 410 323
20"	8.0-20	35,5	81T800	650 410 327
20"	8.5-20	38,5	81T850	650 410 355
20"	10.0-20	50,0	81T100	650 410 373
20"	11-20	38,1		650 410 815
24"	8.5-24	46,5	81T854	650 410 357
24"	10.0-24	60,0	81T104	650 410 374

TUBLEX®-N drop centre rims (tubeless)

15° drop centre rim for tubeless tyres for mounting on TRILEX® wheelspiders. Made of rolled strip steel.

Fastening parts: The same fastening parts (clamps, bolts, spacing rings, etc.) can be used for TUBLEX®-N rims as are used for TRILEX® rims.



∅	Type	Weight	Order no.
inch		kg	
22.5"	22.5 x 7.50	33,5	650 511 833
22.5"	22.5 x 8.25	36,0	650 511 836
22.5"	22.5 x 9.00	36,0	650 511 839

Spacing rings

Spacing rings for TRILEX® rims



∅	Width	Weight	Spare part	Order no.
inch	mm	kg	für	
20"	119	7,3	656102042, 062042	656 042 042
20"	124	7,9	656102044, 062044	656 042 044
20"	147	7,2	52T25	656 042 051

Spacing rings for TRILEX® rims



∅	Width	Weight	Spare part	Order no.
inch	mm	kg	für	
15"	80	3,7	49T10	656 061 529
15"	100	4,7	656101536	656 061 536
15"	120	5,7	49T17	656 061 542
20"	104	6,8	49T14	656 062 037
20"	109	7,2		656 062 039
20"	114	7,6	656102040	656 062 040
20"	130	8,3	656042046	656 062 046
20"	139	8,7	656042049	656 062 049
20"	166	11,3		656 062 057
20"	177	12,2		656 062 059
24"	130	10,7	656042446	656 062 446
24"	139	11,2	656042449	656 062 449
24"	147	11,7	656042451	656 062 451
24"	177	15,1		656 062 459

Spacing rings for UNILEX-T rims



∅	Width	Weight	Spare part	Order no.
inch	mm	kg	für	
20"	102	5,2	1221-00	656 122 136

Bolts

TRILEX® cup head bolt M18 x 2



Type	Shaft length	Weight	Spare part	Order no.
	mm	kg	with	
M18 x 2	48	0,130	12485	659 112 477
M18 x 2	52	0,144	12486	659 112 468
M18 x 2	55	0,148	12497	659 112 438
M18 x 2	60	0,154	59T46, 12487	659 112 450
M18 x 2	65	0,170	59T47, 12488	659 112 451
M18 x 2	70	0,177	12489	659 112 448
M18 x 2	75	0,184	59T48	659 112 452
M18 x 2	80	0,192	59T54, 12490	659 112 453
M18 x 2	95	0,218	59T49, 12491	659 112 454
M18 x 2	110	0,248	59T59, 12492	659 112 455
M18 x 2	125	0,274	59T60, 12493	659 112 456
M18 x 2	140	0,296	59T61	659 112 457
M18 x 2	155	0,320	59T62	659 112 444

TRILEX® bolt M20 x 2



Type	Shaft length	Weight	Spare part	Order no.
	mm	kg	with	
M20 x 2	57	0,200	12504, 112615	659 112 616
M20 x 2	80	0,245	12509	659 112 617
M20 x 2	100	0,293	12502	659 112 611
M20 x 2	115	0,324	12501	659 112 612
M20 x 2	130	0,358	12503	659 112 613
M20 x 2	145	0,394	12508	659 112 614

TRILEX® M18 x 2 bolt



Type	Shaft length	Weight	Order no.
	mm	kg	
M18 x 2	65	0,168	659 112 496
M18 x 2	140	0,295	659 112 494

Clamps

For TRILEX® and TUBLEX® rims



Type	Weight	Order no.
	kg	
Clamping plate	0,660	659 002 193
Clamping plate	0,700	659 002 201
Clamping plate	0,850	659 002 215
Clamping plate	0,860	659 002 216
Clamping plate	0,500	659 002 101
Clamping plate	0,520	659 002 098
Clamping plate	0,550	659 002 074
Clamping plate	0,600	659 002 169
Clamping plate	1,400	659 002 114
Clamping plate	0,725	659 002 117
Clamping plate	0,926	659 002 141

For UNILEX and TUBLEX®-E rims (double cone)

Type	Weight	Order no.
	kg	
Clamping plate	0,600	659 002 199
Clamping plate	0,650	659 002 224
Clamping plate	0,430	659 002 069
Clamping plate	0,473	659 002 136

For single tyre 15" wheelspiders

Type	Weight	Order no.
	kg	
Clamping plate	0,500	659 002 182
Clamping plate	0,630	659 002 053

For 20" wheelspiders and wheel adaptors

Type	Weight	Order no.
	kg	
Clamp	0,650	659 002 171
Clamp	0,850	659 002 212
Clamp	1,250	659 002 161

For 24" wheelspiders and wheel adaptors

Type	Weight	Order no.
	kg	
Clamp	0,650	659 002 171

For 20" wheel adaptors with part no.s 604 260 070/ 074/ 076/ 078

Type	Weight	Order no.
	kg	
Clamp	0,630	659 002 126
Clamp	0,610	659 002 153

For 15" wheelspiders

Type	Weight	Order no.
	kg	
Clamp	0,640	659 002 180

Nuts and sundries for TRILEX® wheels

Flange nut (3 cams) for TRILEX® M20 bolts



Type	Dimensions	Order no.
	mm	
Flange nut	M20 x 2	659 115 304

Flange nut (6 cams) for TRILEX® cup head bolts and TRILEX® M18 bolts



Type	Spare part für	Dimensions	Order no.
		mm	
Flange nut	78T08, 151-12	M18 x 2	659 115 300

Washer



Type	Dimensions	Order no.
	mm	
Washer	34 x 20 2.5	659 120 228

Spring clip



Type	Order no.
Spring clip	659 130 017

Protection cap for covering protruding nuts



Type	Order no.
Protection cap	659 001 006

Valves for TUBLEX® and UNILEX® rims

Valve for hole 10 (9.7) mm

Type: straight



Type	Suitable for rim	Order no.
41 MS/9.7	TUBLEX 11.75 - 650 511 905	659 142 048

Valve for hole 10 (9.7) mm

Type: curved



Type	Suitable for rim	Order no.
102 MS/9.7	TUBLEX-N 7.50 - 650 511 833	659 142 043
119 MS/9.7	TUBLEX-N 8.25 - 650 511 836	659 142 044
133 MS/9.7	TUBLEX-N 9.00 - 650 511 839	659 142 045
80 MS/9.7	TUBLEX-N 7.50 - 650 511 911	659 142 056
80 MS/9.7	TUBLEX-N 8.25 - 650 511 914	659 142 056
80 MS/9.7	TUBLEX-N 9.00 - 650 511 913	659 142 056

Valve for hole 20.5 mm

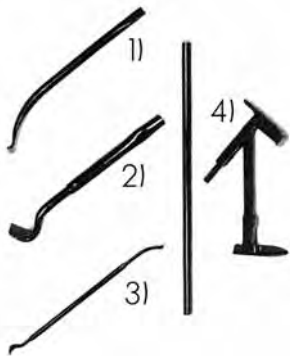
Type: straight



Type	Suitable for rim	Order no.
120 MSF/20.5/C4	UNILEX 10.00V - 650 311 235	659 142 029
120 MSF/20.5/C4	UNILEX-T 8.50 - 650 311 231	659 142 029

Tools

For mounting TRILEX® rims



Item	Type	Weight	Order no.
		kg	
1	Rim assembling lever	0,8	659 800 006
2	Rim dismantling lever	1,0	659 800 007
3	Combination lever	3,1	659 800 008
4	Dismantling device for 20"-24"	9,2	659 801 006

For mounting UNILEX-T rims



Item	Type	Weight	Order no.
		kg	
5	Mounting lever (2)	1,6	659 800 032

For mounting TUBLEX®-G and -N rims



Item	Type	Weight	Order no.
		kg	
6	Double-ended lever (2)	2,0	659 800 000

For mounting TUBLEX®-E rims



Item	Type	Weight	Order no.
		kg	
7	Double-ended lever	2,0	659 800 000

For assembly wheelspiders and rims



Item	Type	Weight	Order no.
		kg	
8	Socket wrench	1,2	659 800 038
8a	Mandrel	1,2	659 800 039

For mounting tyres



Type	Weight	Order no.
	kg	
Mounting lubricant	5,0	659 144 002

Reference lists for wheelspiders / adaptors

Find out whether spare parts are available using the article order no.

- S: Current series model, unlimited spare parts available
- ET: Former series model for which spare part availability has a 10-year guarantee
- AM: Spare part availability is not legally required, however, spare parts can be obtained as long as stocks last

If your product is not listed, please ask our sales department about availability.

TRILEX® wheelspiders for single tyres

Order no.	Size	Note	Spare part
	inch		
604 101 415	20	AM	
604 101 421	20	ET	
604 101 423	20	ET	
604 103 161	20	AM	
604 103 173	20	AM	
604 103 225	20	AM	
604 105 241	24	AM	
604 105 263	20	AM	
604 105 345	20	AM	
604 105 459	24	ET	
604 105 485	20	AM	
604 105 489	20	AM	
604 105 491	20	ET	
604 105 499	20	ET	
604 105 503	20	AM	
604 105 507	20	S	
604 105 511	20	S	
604 105 521	20	AM	
604 105 523	20	AM	
604 105 525	20	AM	
604 107 367	20	ET	604 107 411
604 107 373	20	ET	
604 107 377	24	AM	604 107 433
604 107 401	20	ET	
604 107 403	20	ET	
604 107 405	20	ET	
604 107 409	24	ET	
604 107 411	20	ET	
604 107 445	20	ET	
604 108 269	20	ET	
604 108 281	20	AM	
604 108 301	20	AM	
604 108 303	20	AM	
604 108 307	20	AM	
604 110 489	20	AM	
604 110 547	20	AM	
604 110 557	20	AM	
604 110 627	20	AM	
604 110 683	20	AM	
604 110 687	20	AM	
604 110 705	20	AM	
604 110 709	20	AM	
604 110 717	20	AM	
604 110 721	20	AM	

Order no.	Size	Note	Spare part
	inch		
604 113 143	24	AM	
604 116 203	24	AM	
604 116 217	20	ET	
604 155 145	24	ET	
604 155 159	20	AM	
604 155 187	20	ET	
604 155 191	24	AM	604 155 211
604 155 197	20	ET	
604 155 203	24	S	
604 155 205	20	ET	604 155 209
604 155 207	20	S	
604 155 211	24	AM	
604 155 215	20	S	
604 155 217	20	S	
604 155 219	24	S	
604 156 115	20	ET	
604 165 161	24	AM	
604 165 179	20	AM	
604 165 181	20	AM	
604 165 183	20	AM	
604 165 185	24	AM	
604 174 141	20	ET	
604 174 157	20	ET	
604 174 171	20	AM	
604 174 175	20	AM	
604 194 125	20	AM	
604 194 129	20	AM	
604 194 147	20	AM	
604 194 167	20	AM	
604 194 179	20	AM	
604 194 185	20	AM	
604 194 187	20	AM	
604 202 201	20	S	
604 202 207	20	AM	
604 202 211	20	ET	
604 202 213	20	ET	
604 202 223	20	S	
604 202 243	20	AM	
604 202 249	20	AM	604 202 223
604 202 269	15	ET	
604 209 171	20	ET	
604 209 181	20	ET	
604 233 517	20	ET	
604 243 007	20	ET	

TRILEX® wheelspiders for twin tyres

Order no.	Size	Note	Spare part
	inch		
604 105 330	20	AM	
604 105 350	24	AM	
604 105 366	20	AM	
604 105 434	20	AM	
604 105 448	20	AM	
604 105 458	20	AM	
604 105 476	24	AM	
604 105 496	20	ET	
604 105 498	20	ET	604 105 522
604 105 500	20	AM	
604 105 540	20	S	
604 107 410	20	AM	604 107 416
604 107 416	20	AM	
604 107 434	20	S	
604 108 312	20	AM	
604 110 616	20	S	604 110 684
604 110 618	24	ET	
604 110 620	15	AM	
604 110 682	24	S	
604 110 686	24	S	
604 110 702	20	S	
604 110 704	24	S	
604 155 222	24	ET	
604 155 236	20	ET	
604 155 238	20	ET	
604 155 250	20	ET	
604 165 182	24	AM	

Order no.	Size	Note	Spare part
	inch		
604 165 214	20	AM	
604 165 220	20	AM	
604 165 224	20	AM	
604 174 162	20	ET	
604 202 134	20	S	
604 202 136	24	ET	
604 202 158	24	ET	
604 202 194	20	S	
604 202 198	24	S	
604 202 222	24	S	
604 202 224	24	S	
604 202 234	15	S	
604 202 254	20	S	
604 202 260	20	S	
604 202 268	24	S	
604 202 270	20	S	
604 202 296	24	S	
604 202 304	24	S	
604 209 178	20	ET	604 209 188
604 209 186	20	ET	
604 233 020	24	S	
604 233 066	24	S	
604 233 068	24	S	
604 233 508	20	S	
604 233 512	15	ET	
604 233 536	20	AM	
604 243 016	20	ET	

TRILEX® wheel adaptors for single tyres

Order no.	Size	Note
	inch	
604 260 023	24	S
604 260 181	24	S
604 260 191	20	S
604 260 193	20	S
604 260 195	20	S
604 260 197	24	S
604 260 199	20	S
604 260 203	24	ET
604 260 205	24	S

Order no.	Size	Note
	inch	
604 260 249	20	ET
604 260 267	20	ET
604 260 269	24	S
604 260 277	24	ET
604 260 313	20	AM
604 260 315	20	S
604 260 325	20	S
604 260 333	24	S
604 260 351	20	S

TRILEX® wheelspiders for twin tyres

Order no.	Size	Note
	inch	
604 260 054	24	S
604 260 076	20	ET
604 260 078	20	ET
604 260 154	20	S
604 260 160	20	S
604 260 174	24	S
604 260 188	20	S
604 260 212	20	S
604 260 228	20	ET
604 260 232	24	S
604 260 234	20	S

Order no.	Size	Note
	inch	
604 260 236	20	S
604 260 240	24	S
604 260 250	24	ET
604 260 280	24	S
604 260 282	24	S
604 260 292	24	ET
604 260 296	20	AM
604 260 304	20	ET
604 260 314	20	ET
604 260 316	20	ET
604 260 340	20	S

Note

General Conditions

1 General

1.1 These General Conditions shall apply to all, including future, business between Purchaser and Georg Fischer Verkehrstechnik GmbH, D-78224 Singen (hereinafter referred to as „Georg Fischer“).

1.2 Changes and amendments to these Conditions shall be valid only if made in writing.

1.3 The written form shall include all methods of communication in the form of text (such as Fax, E-Mail, EDI, etc.). This paragraph may be modified or waived only by a separate agreement between the Parties in the form of text.

1.4 No other conditions shall be valid even if not expressly rejected. Performance of the contract by Georg Fischer does not constitute acceptance of such conditions.

2 Offers, Acceptance of Contract

Quotations shall constitute binding offers only if they state a fixed time for acceptance.

3 Scope of Delivery, Dimensions, Weights, Technical Specifications

3.1 Georg Fischer's order confirmation shall govern the scope and execution of its deliveries.

3.2 Dimensional deviations within trade practice as well as deviations in weight of +/- 10% necessitated by the restraints of foundry practice are permitted.

4 Data and Documents

4.1 Technical specifications given by Georg Fischer are to be considered as approximate figures customary in the trade and not as expressly warranted characteristics, unless expressly designated as such.

4.2 Georg Fischer reserves all industrial property rights in the technical documents supplied. They may be used solely for the agreed purposes or for the purposes designated by Georg Fischer, and by third parties solely on previous written approval/agreement from Georg Fischer.

4.3 With reference to the German „Bundesdatenschutzgesetz“ Georg Fischer hereby explicitly informs Purchaser that personal or other data exchanged in the commercial dealing with Purchaser will be recorded.

5 Price, Terms of Payment, Retention of Title

5.1 Georg Fischer's prices shall be quoted ex works (as defined in the Incoterms issued by the International Chamber of Commerce at the date of order), excluding packaging, freight, insurance and VAT.

5.2 Georg Fischer shall retain title to the Goods delivered until Purchaser has settled all claims which Georg Fischer may have against him. Should the Purchaser sell Goods to which title is reserved he shall then be deemed to have implicitly assigned to Georg Fischer the proceeds deriving from their sale together with all collateral rights, securities and reservations of title until all claims held by Georg Fischer shall have been settled. To the extent the value of the goods

to which title is reserved together with collateral securities should exceed Georg Fischer claims against the Purchaser by more than 20 (twenty) %, Georg Fischer shall reassign the exceeding proceeds to the Purchaser at his request. In case of default on the part of the Purchaser, in particular in case of arrears, Georg Fischer shall be entitled to repossession of the Goods after having given notice to this effect, and the Purchaser shall be obligated to surrender the Goods.

6 Confidentiality

6.1 Neither Party shall disclose nor make use of any commercial or technical information received from the other Party in the course of business, to the extent said information is not in the public domain. In particular, such information shall be neither recorded nor utilized in any manner.

6.2 The aforementioned obligations shall expire 36 months following the expiry of the business relationship between the Parties. In addition, they shall not apply to the extent information or data is required to be disclosed by order of a public authority or of a court of competent jurisdiction or in connection with the defence in any suit brought against the disclosing Party.

7 Delayed Delivery

Delivery shall be effected on the date stipulated in the confirmation. Acts of God, industrial strikes, unrest, administrative measures, and other unpredictable, inevitable and severe occurrences beyond the control of Georg Fischer, shall relieve Georg Fischer of its liability for the duration of the disturbance and to the extent of its impact. This shall also apply to similar circumstances occurring at suppliers'. The circumstances previously described are similarly beyond the control of Georg Fischer, if occurring during an already existing delay in delivery.

8 Notification of Defects

8.1 Defects in the Goods discovered by Purchaser in the ordinary course of its business shall immediately be notified to Georg Fischer in writing. To this extent Georg Fischer hereby waives its right of estoppel in case of late notification.

8.2 Reservation is being made for Purchaser's obligation to inspect incoming Goods with regard to identity, quantity and patent transport defects by taking random samples.

9 Warranty

9.1 Georg Fischer warrants the compliance of the Goods with the agreed technical specification, said warranty being exclusive and in lieu of any implied or statutory warranty.

In case Georg Fischer is to manufacture the Goods according to drawings, specifications, samples, etc. of Purchaser, Purchaser shall bear the risk that the Goods are fit for the intended purpose.

9.2 Georg Fischer shall not be liable for defects caused by misuse, faulty assembly or commissioning by Purchaser or third parties, normal wear and tear, faulty treatment nor for

defects caused by improper modifications by Purchaser or third parties.

9.3 At Georg Fischer's request and cost, Purchaser shall return all parts to be replaced.

10 General Limitation of Liability

10.1 The warranties set forth in these General Conditions of Sale are expressly in lieu of any express warranty of any kind and in lieu of any implied warranty, including any warranty of merchantability or fitness of the Goods for a particular purpose. Georg Fischer shall not be liable for any loss or damage, directly or indirectly, arising from the use of the Goods sold to Purchaser, for any incidental, special or consequential damages, such as loss of profits, loss of production, loss of use or loss of contract, arising for any reason, including damages resulting from defective design, materials or workmanship or from faulty instructions, irrespective of whether such damages are claimed to arise from breach of contract, in tort, the theory of product liability or otherwise.

10.2 The foregoing limitation of liability does not apply in case of Georg Fischer's statutory liability based on wilful misconduct, gross negligence or products liability acts.

10.3 To the extent Georg Fischer's liability is excluded or limited, such exclusion or limitation shall equally extend to the personal liability of its directors, officers, employees and agents.

10.4 If Purchaser, based on the theory of strict liability, is held liable for personal injury or damage to private property, Georg Fischer will indemnify and hold harmless Purchaser to the extent it would be directly liable itself.

10.5 Georg Fischer's duty of indemnification shall be excluded to the extent Purchaser has validly excluded its liability towards its clients. As far as permitted by law, Purchaser shall exert his best efforts to enter into limitation of liability agreements also for the benefit of Georg Fischer.

11 Statute of Limitations of Liability and Warranty Claims

Subject to longer time periods provided by mandatory statutory law, liability and warranty claims of Purchaser shall be time-barred after 2 years following the receipt of the Goods by Purchaser.

12 Recalls

Georg Fischer's liability for costs incurred by Purchaser in connection with recall campaigns, shall be limited to the scope of coverage of Georg Fischer's insurance policy and to a maximum of 1 Mio. Euro per occurrence or series of occurrences based on the same defect, unless the Parties, in a particular case, have agreed otherwise.

13 Miscellaneous

13.1 Each Party shall be entitled to the premature termination of the unfulfilled portion of the contract if the other Party fails to pay its bills as they become due, or in case insolvency, receivership or similar proceedings have been instituted against the other Party.

13.2 If any part of these General Conditions of Sale or of an agreement between the Parties is or becomes invalid, such determination shall not affect the validity of the remaining provisions of these conditions or of an agreement between the Parties and to this extent the provisions of these Conditions and of any agreement between the Parties are declared to be severable. The Parties shall exert their best efforts to replace the invalid provision by a legally enforceable provision coming closest to the original intention of the Parties.

14 Choice of Law, Venue, Place of Performance

14.1 The contract between Georg Fischer and Purchaser shall be governed in all respects by the laws of Germany without regard to any conflicts of laws provisions.

14.2 Place of performance of the contract shall be Singen, Germany.

14.3 Exclusive place of jurisdiction shall be Singen.

Valid as of 1st September 2006

Georg Fischer Verkehrstechnik GmbH
P.O. Box
78221 Singen
Germany

Phone +49 (0) 7731 886 0
Fax +49 (0) 7731 886 704
info.vkt@georgfischer.com
www.vkt.georgfischer.com

VAT no.: DE 811121463
Trade register: Amtsgericht Singen, HRB 669
Managing director: Beat Frauenfelder

Sales contact

Management



Beat Frauenfelder
Managing director
Phone +49 (0) 7731 886 700
Fax +49 (0) 7731 886 98 700
Mobile +41 (0) 79 540 75 37
beat.frauenfelder@georgfischer.com



Barbara Mürdel
Management assistant
Phone +49 (0) 7731 886 703
Fax +49 (0) 7731 886 98 703
barbara.muermel@georgfischer.com



Karl-Heinz Heil
Head of sales
Phone +49 (0) 7731 886 702
Fax +49 (0) 7731 886 98 702
Mobile +49 (0) 151 117 202 69
karl-heinz.heil@georgfischer.com

Internal sales

Germany, Austria



Karlheinz Kesenheimer
Sales manager
Phone +49 (0) 7731 886 710
Fax +49 (0) 7731 886 98 710
karlheinz.kesenheimer@georgfischer.com



Michael Horand
Phone +49 (0) 7731 886 711
Fax +49 (0) 7731 886 98 711
michael.horand@georgfischer.com



Marion Samson
Phone +49 (0) 7731 886 712
Fax +49 (0) 7731 886 98 712
marion.samson@georgfischer.com

Scandinavia, United Kingdom, Italy



Mathias Rupf
Phone +49 (0) 7731 886 715
Fax +49 (0) 7731 886 98 715
mathias.rupf@georgfischer.com



Elisabeth Kraus
Phone +49 (0) 7731 886 719
Fax +49 (0) 7731 886 98 719
elisabeth.kraus@georgfischer.com

Export, Remaining Europe, Switzerland



Rolf Heldstab
Verkaufsleiter Innendienst
Phone +49 (0) 7731 886 740
Fax +49 (0) 7731 886 98 740
rolf.heldstab@georgfischer.com



Hanspeter Dill
Phone +49 (0) 7731 886 741
Fax +49 (0) 7731 886 98 741
hanspeter.dill@georgfischer.com



Karoline Placzek
Phone +49 (0) 7731 886 744
Fax +49 (0) 7731 886 98 744
karoline.placzek@georgfischer.com

Address

Georg Fischer Verkehrstechnik GmbH
P.O. Box
78221 Singen
Germany

Phone +49 (0) 7731 886 0
Fax +49 (0) 7731 886 704

info.vkt@georgfischer.com
www.vkt.georgfischer.com

The latest list of our worldwide representatives can be found on our website www.vkt.georgfischer.com.

External sales

Germany (South), Austria



Frank Wanner
Mobile +49 (0) 171 820 68 78
Fax +49 (0) 7731 886 98 708
frank.wanner@georgfischer.com

Switzerland, Eastern Europe



Joachim Jakob
Phone +49 (0) 7731 886 743
Fax +49 (0) 7731 886 98 743
Mobile +49 (0) 175 292 87 34
joachim.jakob@georgfischer.com

Middle East



Gerd Sollorz
Phone +49 (0) 7731 886 707
Fax +49 (0) 7731 886 98 707
Mobile +49 (0) 171 514 84 92
gerd.sollorz@georgfischer.com

OEM



Gerhard Herberg
Sales manager OEM
Phone +49 (0) 7731 886 789
Fax +49 (0) 7731 886 98 789
Mobile +49 (0) 170 565 11 70
gerhard.herberg@georgfischer.com

Germany (North)



Peter Lentsch
Mobile +49 (0) 160 96 36 41 36
Fax +49 (0) 7731 886 98 742
peter.lentsch@georgfischer.com

Remaining Europe



Siegfried Büttner
Sales manager AM
Phone +49 (0) 7731 886 706
Fax +49 (0) 7731 886 98 706
Mobile +49 (0) 171 514 84 91
siegfried.buettner@georgfischer.com

RECOTEC® / Far East



Matthias Reckziegel
Phone +49 (0) 7731 886 793
Fax +49 (0) 7731 886 98 793
Mobile +49 (0) 170 639 65 67
matthias.reckziegel@georgfischer.com

OEM



Dieter Ekert
Mobile +49 (0) 171 518 40 72
Fax +49 (0) 7731 886 98 709
dieter.ekert@georgfischer.com

Local representatives

France



Pascal Richard
Phone/Fax +33 (0) 383 251 019
Mobile +33 (0) 608 660 675
pascal.richard@georgfischer.com

Italy



Nick Benatzky
Phone +39 (0) 02 92 186 215
Fax +39 (0) 02 92 140 785
Mobile +39 (0) 33 980 77 606
nick.benatzky@georgfischer.com

Poland



Jan Sapala
Phone/Fax +48 (0) 618 267 761
Mobile +48 (0) 609 779 113
jan.sapala@georgfischer.com
jan.sapala@siodlo.pl

Russia



Igor Rosmachow
Phone/Fax +07 (0) 0955 417 612
Mobile +07 (0) 1040 362 56
igor.rosmachow@georgfischer.com

United Kingdom, Ireland



Tim Moody
Phone/Fax +44 (0) 1202 701 551
Mobile +44 (0) 7793 017 351
tim.moody@georgfischer.com

Spain, Portugal



Jordi Llecha
Phone/Fax +34 (0) 936 801 357
Mobile +34 (0) 636 998 960
jordi.llecha@georgfischer.com

Scandinavia, OEM



Dirk Schneider
Phone +46 (0) 850 677 510
Fax +46 (0) 874 923 70
Mobile +46 (0) 734 339 002
dirk.schneider@georgfischer.com

Australia, New Zealand



Geoff Shortland
Phone/Fax +61 (0) 733 156 599
Mobile +61 (0) 409 996 888
g.shortland@georgfischer.com.au

Copyright:

The contents of this catalogue are protected by copyright unless otherwise expressly stated.

+GF+, MONOLEX®, RECOHITCH®, RECOLEG®, RECOLOCK®, RECOSS®, RECOTEC®, TRILEX® are registered trademarks of Georg Fischer Verkehrstechnik GmbH, or other companies of Georg Fischer AG, and are protected as such.

The technical data and descriptions contained in this product information are intended for general information purposes, and do not constitute any binding guarantee with regard to particular features. Georg Fischer Verkehrstechnik GmbH does not assume any responsibility or liability for the contents included in this product catalogue, in particular regarding their accuracy and validity.

We reserve the right to undertake any alterations to the content and products during the time this catalogue is valid.

We refer to our terms of sale.

+GF+

**GEORG FISCHER
AUTOMOTIVE**

Copyright: Georg Fischer Verkehrstechnik GmbH
78221 Singen, Germany, 2006

Version: English, 4th edition, August 2006
Order No.: 659 120 401

Catalogue compiled by: Oliver Fuchs,
Phone: +49[0] 7731 886 792
oliver.fuchs@georgfischer.com



- Fifth Wheels
- Mounting Plates
- Sliders
- Kingpins
- Ball Races
- RECOLOCK®
- TRILEX®-Wheel System
- Accessories

Online catalogue
www.vkt.georgfischer.com

Georg Fischer Verkehrstechnik GmbH
P.O. Box
78221 Singen
Germany

Phone +49 (0) 7731 886 0
Fax +49 (0) 7731 886 704

info.vkt@georgfischer.com
www.vkt.georgfischer.com



GEORG FISCHER
AUTOMOTIVE