

More than
[40 YEARS]
Together

COMPANY



C.E.I. was set up back in 1969 as a manufacturer of gearboxes and differential gears. In over 40 years of activity CEI has tried to make its products innovative gaining most of its experience from years of study.

Two factories built on an area of approx. 18.000 square meters, considerable investments in advanced technologies and passion - moving the company ahead through the years - have led CEI to be a leading company in the spare parts business, exporting its products to more than 65 countries throughout 5 continents.

AZIENDA



La C.E.I. nasce nel lontano 1969 come costruttrice di ingranaggi per cambio e differenziale. In oltre 40 anni di storia abbiamo cercato di innovarci e migliorare i nostri prodotti mettendo sempre a frutto l'esperienza che deriva da anni spesi a studiare le problematiche costruttive di organi meccanici complessi.

Due stabilimenti produttivi in una superficie coperta di circa 18.000 mq, i considerevoli investimenti nelle tecnologie e la passione, che in tutti questi anni ci ha accompagnato, ci hanno portato a essere un'azienda leader nel settore ricambistico esportando i nostri prodotti in oltre 65 paesi toccando 5 continenti.

SOCIETE



La Société C.E.I. a vu le jour en 1969 en tant que fabricant d'engrenages pour boîtes de vitesses et différentiels. En plus de 40 ans d'histoire, nous avons essayé de nous innover et d'innover nos produits en mettant toujours à profit l'expérience provenant d'années passées à étudier les problèmes liés à la construction d'organes mécaniques complexes.

Deux établissements de production sur une surface couverte de 18000 m² environ, les importants investissements dans des nouvelles technologies unis à la passion qui nous a accompagné, nous amène à être une société leader dans le secteur des pièces détachées, nous exportons aujourd'hui nos produits dans 65 Pays dans les 5 continents.

EMPRESA



La empresa C.E.I. fue fundada en el año 1969 como fábrica de engranajes para cajas de cambio y diferenciales. Llevamos más de 40 años procurando siempre innovar nuestra empresa y nuestros productos y aprovechando la experiencia adquirida durante los numerosos años que hemos dedicado al estudio de los problemas relacionados con la fabricación de componentes mecánicos complejos.

Dos establecimientos en una superficie cubierta de 18.000 mq aprox, las considerables inversiones en las tecnologías y la pasión que nos acompañaron en todos estos años nos han llevado a ser una empresa líder en el sector de los recambios, exportando nuestros productos en más de 65 Países en los 5 continentes.



Spare Parts for Trucks and Buses:

Iveco, Daf, Mercedes, Man, Renault, Scania, Volvo, Zf, Eaton, Fuller, Astra, Bredabus, Setra, Bpw, Meritor, Saf, Nissan, Isuzu, Neoplan, Mitsubishi, Ford, Schmitz, EvoBus, Leyland



QUALITY

The quality of CEI products is the result of experience and constant investments which raise the technological level of the manufacturing process in all departments: Design, Testing and Quality Control by use of most sophisticated control and analysis instruments present on the market.

CEI has been found to comply with the requirements of (TUV and GOST-R). As well, CEI has obtain the status of Authorized Exporter in compliance with FTA requirements.



QUALITÀ

La qualità del prodotto CEI è il frutto dell'esperienza e di continui investimenti, che, oltre ad elevare il livello tecnologico dei processi di produzione hanno interessato tutti i reparti di progettazione, collaudo e controllo qualità per i quali sono stati adottati i più avanzati strumenti di misura e di analisi presenti sul mercato.

Rispondiamo ai requisiti richiesti dai principali organi di certificazione (TÜV e GOST-R), per i quali riceviamo puntualmente i certificati di conformità. Rispettiamo inoltre le disposizioni della normativa FTA.



QUALITÉ

La qualité des produits CEI est le fruit de l'expérience et des investissements en continue, qui ont élevé notre niveau technologique dans tous les procès de fabrication et ont intéressé tous les bureaux de projet, essai et control de qualité pour lesquels on a installé les instruments de mesure et analyse les plus avancés présents sur le marché.

Nous sommes homologuées (TÜV e GOST-R), et nous recevons avec ponctualité les certificats de conformité. Nous respectons aussi les normes FTA.



CALIDAD

La calidad del producto CEI llega de la experiencia y de inversiones continuas, las cuales, además de elevar el nivel tecnológico de los procesos de producción, han interesado todos los departamentos de planificación, verificación y control de calidad, los cuales utilizan los más avanzados instrumentos de medida y de analysis en el mercado.

Cumplimos con las características requeridas para los mayores entes de certificación (TÜV y GOST-R), de los cuales recibimos puntualmente los certificados de conformidad. Además, cumplimos con las normas FTA.

ZERTIFIKAT ◆ CERTIFICATE ◆ 認 證 證 書 ◆ CERTIFICADO ◆ CERTIFICAT



CERTIFICATO

Nr 50 100 3413 - Rev. 03

Si attesta che / This is to certify that

IL SISTEMA QUALITÀ DI
THE QUALITY SYSTEM OF



C.E.I.

Costruzione Emiliana Ingranaggi S.p.A.

SEDE LEGALE E OPERATIVA:
REGISTERED OFFICE AND OPERATIONAL SITE:

VIA EMILIA 239
I-40011 ANZOLA DELL' EMILIA (BO)

È CONFORME AI REQUISITI DELLA NORMA
HAS BEEN FOUND TO COMPLY WITH THE REQUIREMENTS OF

UNI EN ISO 9001:2008

QUESTO CERTIFICATO È VALIDO PER IL SEGUENTE CAMPO DI APPLICAZIONE
THIS CERTIFICATE IS VALID FOR THE FOLLOWING SCOPE

Progettazione, fabbricazione e assemblaggi di parti ed accessori di ricambio
per veicoli industriali (IAF 22a, 18)

Design, manufacture and assembling of spare parts and accessories for
industrial vehicles (IAF 22a, 18)

<p style="margin: 0; font-weight: bold; font-size: small;">ACCREDIA</p> <p style="margin: 0; font-size: x-small;">Per l'Organismo di Certificazione For the Certification Body TÜV Italia S.r.l.</p> <p style="margin: 0; font-size: x-small;">SOG N° 048A SEI N° 005G PRD N° 0818 SQA N° 019D ITA N° 001L IAF N° 057E SCR N° 009E PRS N° 077C LAB N° 007S</p> <p style="margin: 0; font-size: x-small;">Membro degli Accordi di Mutuo Riconoscimento EA, IAF e IAC</p> <p style="margin: 0; font-size: x-small;">Signatory of EA, IAF and IAC Mutual Recognition Agreements</p>	<p style="margin: 0; font-size: x-small;">Validità /Validity</p> <p style="margin: 0; font-size: x-small;">Dal / From: 2012-10-10</p> <p style="margin: 0; font-size: x-small;">Al / To: 2015-10-10</p> <p style="margin: 0; font-size: x-small;">Data emissione / Printing Date</p> <p style="margin: 0; font-size: x-small;">2012-10-24</p>
--	---

PRIMA CERTIFICAZIONE / FIRST CERTIFICATION: 2003-10-21

LA VALIDITÀ DEL PRESENTE CERTIFICATO È SUBORDINATA A SORVEGLIANZA PERIODICA A 12 MESI E AL RIESAME COMPLETO DEL SISTEMA DI GESTIONE AZIENDALE CON PERIODICITÀ TRIENNALE

THE VALIDITY OF THE PRESENT CERTIFICATE DEPENDS ON THE ANNUAL SURVEILLANCE EVERY 12 MONTHS AND ON THE COMPLETE REVIEW OF COMPANY'S MANAGEMENT SYSTEM AFTER THREE-YEARS

TÜV Italia S.r.l. • Gruppo TÜV SÜD • Via Carducci 125, Pal. 23 • 20099 Sesto San Giovanni (MI) • Italia • www.tuv.it

PRODUCTS



CEI brand has always been linked to the production of gearboxes and differential parts. For over 40 years we have accepted and won the challenge from parent companies to faithfully reproduce helical and bevel gears for every type of truck running in every part of the world.

Thanks to considerable investments of its owners in new technologies in the last 20 years, CEI has enlarged its product range including new components for Steering, Suspension, Engine and Braking System.

PRODOTTI



Da sempre il marchio CEI è legato alla produzione di ingranaggi cambio e parti differenziale. Da oltre 40 anni abbiamo accettato e vinto la sfida con le case madri nel riprodurre fedelmente ingranaggi elicoidali e coppie coniche per ogni tipo di autocarro circolante in qualsiasi parte del mondo.

Da ormai più di vent'anni, grazie ad ingenti investimenti della proprietà in nuove tecnologie, CEI ha allargato la propria gamma produttiva a nuovi componenti utilizzati nei principali organi funzionali quali Sterzo, Sospensioni, Motore e Impianto frenante.

PRODUITS



Depuis toujours, la marque CEI est liée à la production d'engrenages pour boîtes de vitesses et pièces différentielles. Depuis plus de 40 ans, nous avons relevé et remporté les défis avec les maisons mères en matière de reproduction fidèle d'engrenages hélicoïdaux et de couples coniques pour tous les types de camions en circulation dans le monde entier.

Depuis plus de vingt ans, grâce à des grands investissements dans les nouvelles technologies CEI a élargi sa propre gamme de production à des nouveaux composants utilisés dans les principaux organes comme la Direction, la Suspension, le Moteur et les Freins.

PRODUCTOS



Desde siempre, la marca CEI se relaciona con la fabricación de engranajes para cajas de cambios y piezas para diferenciales. Desde hace más de 40 años afrontamos con éxito el desafío con las casas madres para reproducir fielmente los engranajes helicoidales y pares cónicos para todo tipo de camiones en cualquier parte del mundo.

Desde hace más de veinte años, gracias a grandes inversiones en nuevas tecnologías, CEI ha ampliado su gama de producción con nuevos componentes utilizados en los órganos más importantes como volante de dirección, suspensiones, motor y sistema de frenado.



Suitable to **ZF**
AS Tronic models

2014
2015

n° 395

CATALOGUES LIST

Gearbox and Differential parts:

- 400.001 Suitable to **IVECO**
- 400.025 Suitable to **DAF**
- 400.050 Suitable to **MERCEDES**
- 400.055 Suitable to **MAN**
- 400.075 Suitable to **RENAULT**
- 400.080 Suitable to **SCANIA**
- 400.090 Suitable to **VOLVO**
- 400.036 Suitable to **EATON**
- 400.095 Suitable to **ZF OLD Range models**
- 400.195 Suitable to **ZF Ecosplit models**
- 400.295 Suitable to **ZF EcoLite / EcoMid models**
- 400.395 Suitable to ZF AS Tronic models**

Chassis parts:

- 400.902 **Steering System**
Suspension and King pin sets
- 400.903 **Brake System, Engine**
Transmission and Oleodynamic
- 400.905 **Air springs**
for Pneumatic suspension

E-Catalogue on customer area www.cei.it





Figures part denominations references and data contained in this catalogue are not binding. CEI reserves the right to introduce any changes at any time without prior notice.



Le figure, le denominazioni, i riferimenti ed i dati contenuti nel presente catalogo non sono impegnativi. La CEI si riserva di apportare in ogni momento e senza preavviso tutte le variazioni che riterrà opportune.



Les figures, les dénominations, les références et les spécifications contenues dans ce catalogue ne sont pas engageantes. La CEI se réserve le droit d'apporter à tout moment et sans préavis les variantes éventuelles qu'elle croit utiles.



Las figuras, las denominaciones, las referencias y los datos contenidos en el presente catálogo no son empeñativos. CEI puede hacer en cada momento y sin preaviso todas las variaciones que sean oportunas.



INTERCHANGEABILITY GUARANTY

Our spare parts are not the originals but interchangeable with the originals ones. All original equipment manufacturers' numbers, pictures and models used in this catalogue are for reference only. Our products bear our trade-mark.



GARANZIA DI INTERCAMBIABILITÀ

Tutti i nostri particolari non sono originali ma con essi intercambiabili. I riferimenti originali, le figure, i modelli sono esposti a semplice titolo indicativo. La nostra produzione riporta il nostro marchio.



GARANTIE D'INTERCHANGEABILITE

Nos pièces ne sont pas originales, mais interchangeable avec elles. Les références, les figures et les modèles sont indiqués à titre indicatif. Notre production reproduit notre marque.



GARANTIA DE INTERCAMBIABILIDAD

Todas nuestras piezas no son las originales, pero son intercambiables con ellas. Las referencias originales, las figuras y los modelos se ponen sólo indicativamente. Nuestra producción lleva nuestra marca.



To Customer / Importers / Distributors of C.E.I. S.p.A. products :

COMPLIANCE WITH LAWS AND/OR SPECIFIC REGULATIONS OF THE IMPORT COUNTRY

C.E.I. S.p.A. ensures that its products conform to the laws and regulations of the European Community and declines any responsibility for applications subject to specific laws and regulations of the import country which is responsible to ascertain the conformity of CEI S.p.A. products to the local laws and/or regulations in force.

C.E.I. S.p.A. is available to evaluate the possibility of adapting its products for specific applications on request, should the need arise from any customer.



Ai Clienti / Importatori / Distributori prodotti C.E.I. S.p.A.:

CONFORMITÀ A LEGGI E/O REGOLAMENTI SPECIFICI DELLA NAZIONE IMPORTATRICE

C.E.I. S.p.A. assicura che i propri prodotti sono conformi alle Leggi e Regolamenti del Mercato Europeo e declina ogni responsabilità per applicazioni soggette a Leggi e Regolamenti specifici del Paese importatore, lasciando allo stesso la responsabilità di verificare la conformità del prodotto C.E.I. S.p.A. ai vincoli cogenti di Leggi e/o Regolamenti locali.

C.E.I. S.p.A. si dichiara disponibile, su richiesta del cliente, a valutare la possibilità di adeguare i propri prodotti ad eventuali specifiche esigenze che ci venissero sottoposte.



Aux clients / Importateurs / Distributeurs produits C.E.I. S.p.A.

CONFORMITE AUX LOIS ET/OU REGLEMENTS SPECIFIQUES DU PAYS IMPORTATEUR

La maison C.E.I. S.p.A. assure que ses produits sont conformes aux lois et règlements de la Communauté Européenne et décline toute responsabilité pour d'applications assujetties aux lois et règlements spécifiques du pays importateur, en laissant aux mêmes la responsabilité de vérifier la conformité du produit CEI aux obligations de lois et/ou règlements en vigueur propres du pays.

La maison C.E.I. S.p.A. se déclare disposée, sur requête du client, à évaluer la possibilité de conformer ses produits à d'éventuelles exigences spécifiques qui soient demandées.



A los clientes / Importadores / Distribuidores de los productos CEI S.p.A.

CONFORMIDAD A LAS LEYES Y/O LAS REGLAMENTACIONES ESPECIFICAS DE LA NACION IMPORTADORA

CEI S.p.A certifica que sus productos están conformes con la leyes y las reglamentaciones del Mercado Europeo y declina cada responsabilidad por aplicaciones sujetas a leyes y reglamentaciones específicos del país importador, dejando al mismo la responsabilidad de averiguar la conformidad del producto CEI con los vínculos en vigencia de leyes y/o reglamentaciones locales.

CEI está disponible, bajo petición del cliente a evaluar la posibilidad de conformar sus productos con eventuales exigencias específicas.

Models:

AS TRONIC

Versions:

	10AS2010 (1337 xxx xxx) Pag.6
10AS2300 (1348 xxx xxx) Pag.12 -	10AS2310 (1337 xxx xxx) Pag.18
12AS1630 (1327 xxx xxx) Pag.24 -	12AS1631 (1327 xxx xxx) Pag.30
	12AS1800 (1318 xxx xxx) Pag.36
12AS1930 (1327 xxx xxx) Pag.42 -	12AS1931 (1327 xxx xxx) Pag.48 -
	12AS1935 (1327 xxx xxx) Pag.54
	12AS2001 (1348 xxx xxx) Pag.60
12AS2130 (1327 xxx xxx) Pag.66 -	12AS2130 (1353 xxx xxx) Pag.72
	12AS2131 (1327 xxx xxx) Pag.78
12AS2140 (1329 xxx xxx) Pag.84 -	12AS2141 (1329 xxx xxx) Pag.90
12AS2300 (1337 xxx xxx) Pag.96 -	12AS2301 (1327 xxx xxx) Pag.102
12AS2330 (1327 xxx xxx) Pag.108 -	12AS2330 (1353 xxx xxx) Pag.114
12AS2331 (1327 xxx xxx) Pag.120 -	12AS2331 (1353 xxx xxx) Pag.126
12AS2340 (1329 xxx xxx) Pag.132 -	12AS2341 (1329 xxx xxx) Pag.138
12AS2530 (1353 xxx xxx) Pag.144 -	12AS2531 (1353 xxx xxx) Pag.150
12AS2540 (1329 xxx xxx) Pag.156 -	12AS2541 (1329 xxx xxx) Pag.162
12AS2701 (1348 xxx xxx) Pag.168 -	12AS2740 (1329 xxx xxx) Pag.174 -
	12AS2741 (1329 xxx xxx) Pag.180
	12AS2940 (1329 xxx xxx) Pag.186 -
	12AS2941 (1329 xxx xxx) Pag.192
12AS3001 (1329 xxx xxx) Pag.198 -	12AS3140 (1329 xxx xxx) Pag.204 -
	12AS3141 (1329 xxx xxx) Pag.210
16AS2200 (1314 xxx xxx) Pag.216 -	16AS2230 (1328 xxx xxx) Pag.222 -
	16AS2231 (1328 xxx xxx) Pag.228
16AS2601 (1328 xxx xxx) Pag.234 -	16AS2630 (1328 xxx xxx) Pag.240 -
	16AS2631 (1328 xxx xxx) Pag.246

Models:

AS TRONIC MID

Versions:

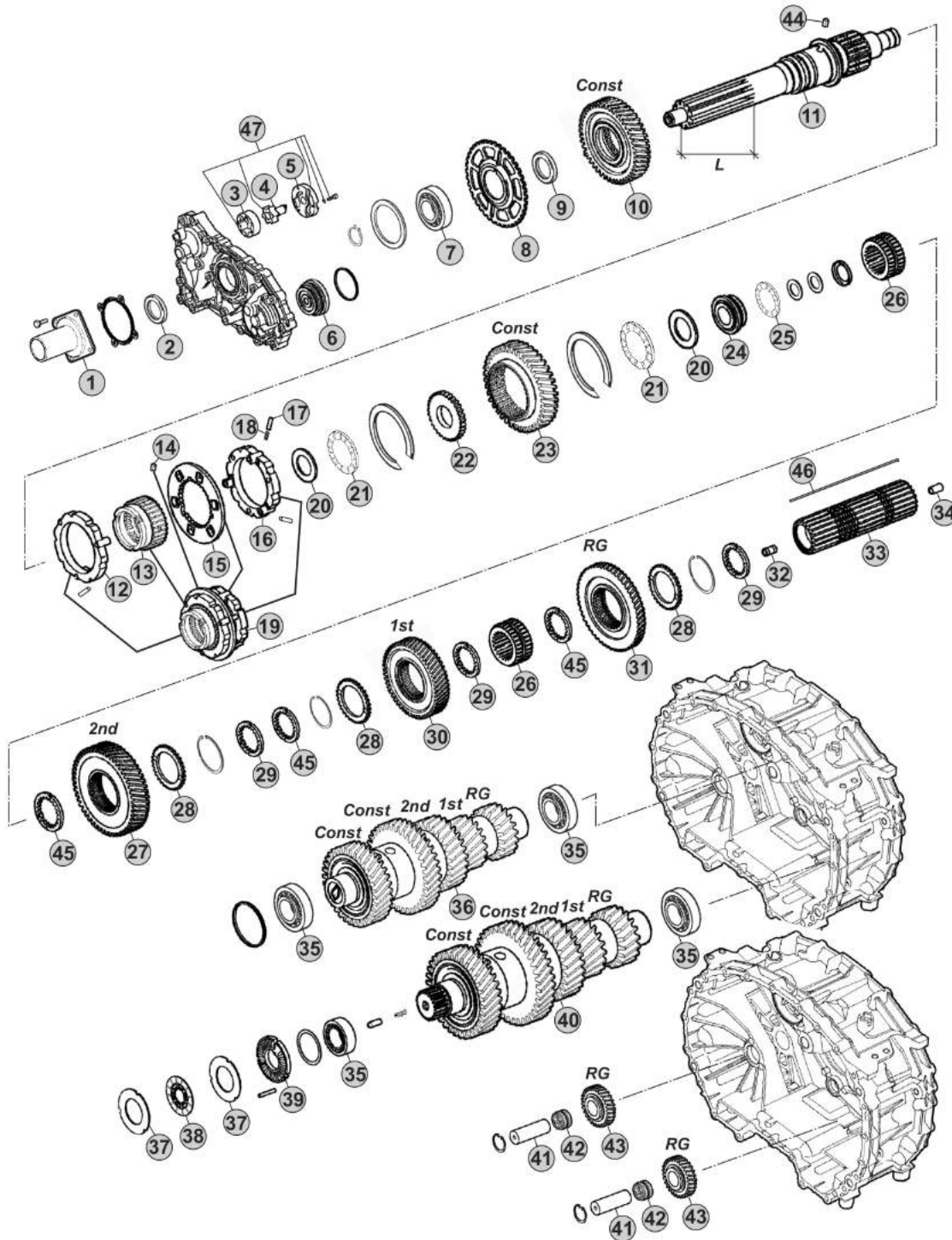
12AS121 (1336 xxx xxx) Pag.254 -	12AS122 (1336 xxx xxx) Pag.258 -	12AS142 (1336 xxx xxx) Pag.262
		12AS162 (1336 xxx xxx) Pag.266
12AS1210 (1336 xxx xxx) Pag.270 -	12AS1220 (1336 xxx xxx) Pag.274 -	12AS1420 (1336 xxx xxx) Pag.278
		12AS1620 (1336 xxx xxx) Pag.282

MODELS:

- AS TRONIC

VERSIONS:

- 10AS2010 (1337 xxx xxx)



Our spare parts are not the originals but interchangeable with the originals ones. All original equipment manufacturers' numbers, pictures and models used in this catalogue are for reference only. Our products bear our trade-mark.

Notes

10AS2010 R. 9,59-1,00

Our spare parts are not the originals but interchangeable with the originals ones. All original equipment manufacturers' numbers, pictures and models used in this catalogue are for reference only. Our products bear our trade-mark.

Fig.	CEI no.	ZF no.	Description	Q.ty	Notes	10AS2010				
1	128.327	1314 302 096	Front cover	1		●				
2	139.966	0750 111 348	Oil Seal 55x70x8	1		●				
3	189.678	1315 303 027	Rotor	1		●				
4	189.679	1314 202 039	Oil Pump Shaft	1		●				
5	189.728	1314 302 138	Oil Pump Cover	1		●				
6	188.272	1328 202 024	Piston	1		●				
7	130.823	0750 116 365	Bearing 65x120x23	1		●				
8	126.032	1328 302 024	Speedometer Gear	1		●				
9	269.320	0730 110 392	Thrust Washer	1		●				
10	145.993	1327 302 006	Constant Gear 46 T	1		●				
11	103.220	1328 302 078	Input Shaft L=110 mm	1		●				
12	119.272	1328 202 042	Synchronizer Ring	1		●				
13	154.422	1328 302 064	Sliding Sleeve	1		●				
14	160.261	1328 302 072	Lock Pin	1		●				
15	135.189	1328 302 132	Plate	1		●				
16	119.273	1328 202 044	Synchronizer Ring	1		●				
17	171.063	0635 470 046	Needle	3		●				
18	156.037	0732 040 385	Outer Spring De.6x34	3		●				
19	196.371	1328 298 001	Synchronizer Assy	1		●				
20	269.322	0730 111 066	Washer	2		●				
21	137.316	0735 321 487	Needle 43x73x8	2		●				
22	269.205	1328 302 061	Washer	1		●				
23	145.994	1327 304 015	Constant gear 40 T	1		●				
24	111.377	1328 302 075	Ring	1		●				
25	137.376	0735 321 381	Needle 30x52x7,5 mm	1		●				
26	155.246	1328 304 064	Sliding Hub	2		●				
27	244.058	1327 304 024	Gear 2nd Speed 48 T	1		●				
28	269.175	1314 304 119	Follower ring outer	3		●				
29	269.176	1314 304 008	Follower ring inner Th.7,00 mm	3		●				
30	244.059	1328 304 060	Gear 1st Speed 54 T	1		●				
31	244.060	1328 304 061	Reverse Gear 50 T	1		●				
32	189.729	1314 304 097	Oil Tube	1		●				
33	103.243	1327 304 032	Main shaft	1		●				
34	189.730	1314 332 043	Oil Tube	1		●				
35	130.993	0750 117 640	Bearing 50x90x28	4		●				
36	190.428	1327 203 044	Countershaft 19/19/28/38/44 T	1		●				
37	269.178	1314 303 077	Clutch disc	4		●				
38	269.793	0501 214 821	Clutch Disc	2		●				
39	128.226	1328 302 118	Cover	1		●				
40	190.429	1327 203 046	Countershaft 19/19/28/38/44 T	1		●				
41	107.269	1328 305 007	Reverse Shaft	2		●				
42	137.808	0735 321 454	Needle Cage	2		●				
43	147.302	1328 305 014	Reverse Gear 29 T	2		●				

AS TRONIC
10AS2010

Date

06/2014

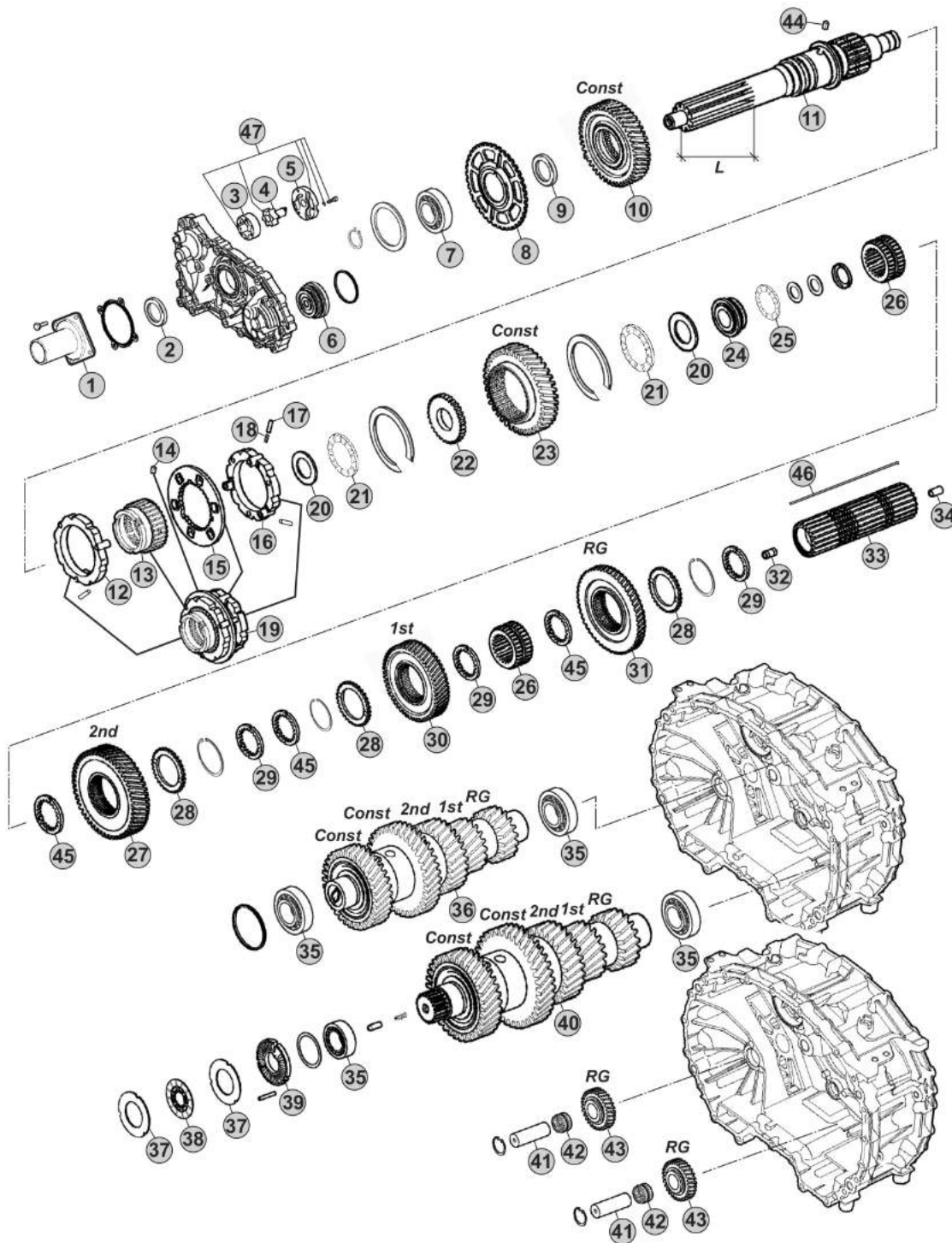
Notes

MODELS:

- AS TRONIC

VERSIONS:

- 10AS2010 (1337 xxx xxx)



Notes

10AS2010 R. 9,59-1,00

Our spare parts are not the originals but interchangeable with the originals ones. All original equipment manufacturers' numbers, pictures and models used in this catalogue are for reference only. Our products bear our trade-mark.

Fig.	CEI no.	ZF no.	Description	Q.ty	Notes	10AS2010			
44	160.261	1328 302 072	Lock Pin	1		●			
45	269.176	1314 304 008	Follower ring inner Th.7,00 mm	3		●			
45	269.354	1327 304 033	Spacer Th 7,05 mm	3		●			
45	269.355	1327 304 034	Spacer Th.7,10 mm	3		●			
45	269.356	1327 304 035	Spacer Th.7,15 mm	3		●			
45	269.357	1327 304 036	Spacer Th.7,20 mm	3		●			
46	189.653	1328 304 035	Key	1		●			
47	280.823	1314 202 055	Oil Pump Kit	1		●			

AS TRONIC
10AS2010

Date 06/2014 Notes _____

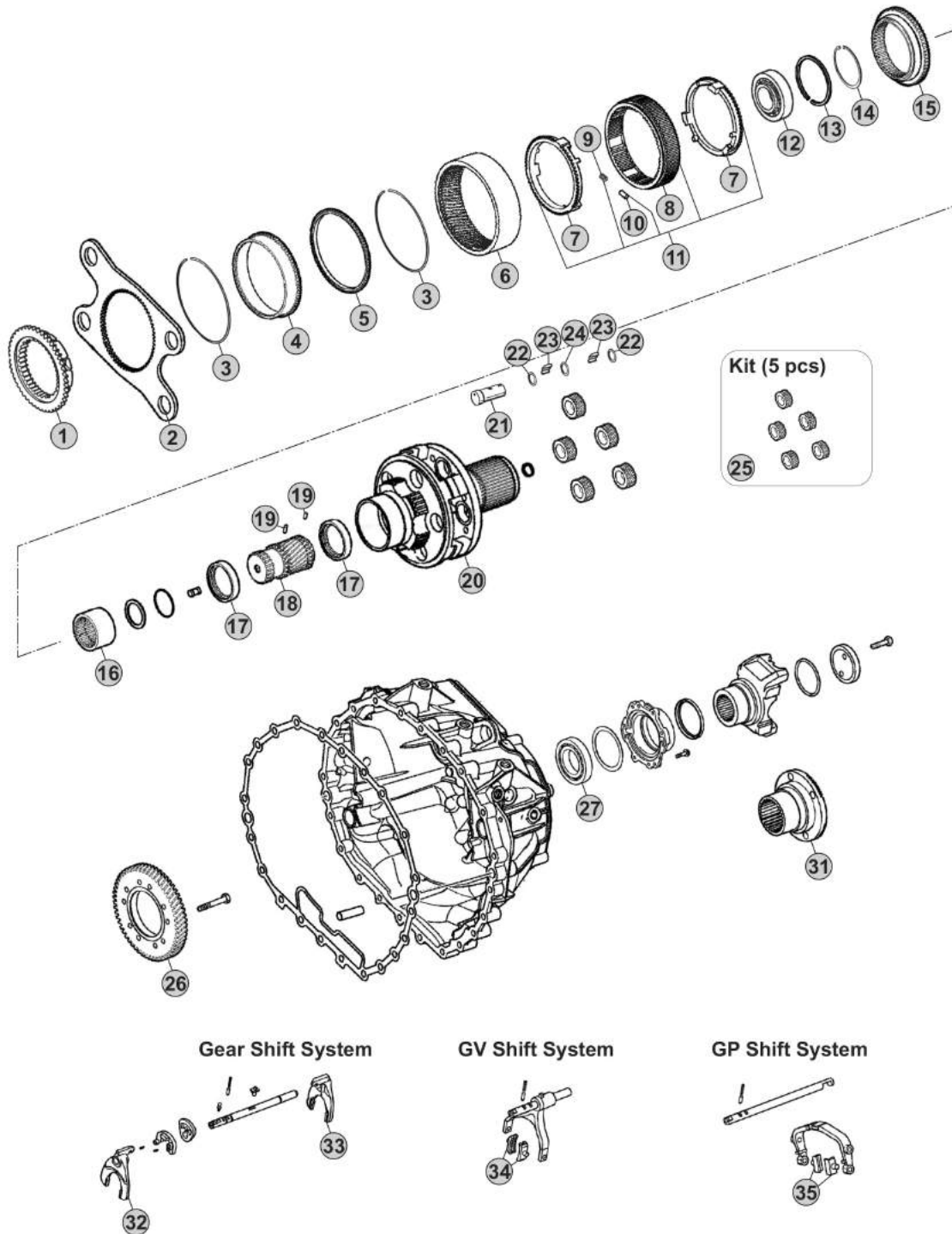


MODELS:

- AS TRONIC

VERSIONS:

- 10AS2010 (1337 xxx xxx)



Our spare parts are not the originals but interchangeable with the originals ones. All original equipment manufacturers' numbers, pictures and models used in this catalogue are for reference only. Our products bear our trade-mark.

Notes

10AS2010 R. 9,59-1,00

Our spare parts are not the originals but interchangeable with the originals ones. All original equipment manufacturers' numbers, pictures and models used in this catalogue are for reference only. Our products bear our trade-mark.

Fig.	CEI no.	ZF no.	Description	Q.ty	Notes	10AS2010				
1	109.748	1314 333 031	Synchronizer Cone	1		●				
2	298.146	1328 333 006	Flange GP	1		●				
3	111.373	0730 513 682	Retainer ring	2		●				
4	123.290	1328 332 024	Inside crown support 82 T	1		●				
5	119.274	1328 332 046	Synchronizer ring	1		●				
6	123.289	1328 332 045	Crown Gear 82 T	1		●				
7	119.269	1328 333 005	Synchronizer ring	2		●				
8	154.419	1328 333 003	Sliding Sleeve	1		●				
9	156.125	0732 040 929	Spring De.6x36	6		●				
10	171.069	0730 162 804	Cylinder roller	6		●				
11	298.894	1328 233 001	Synchro Kit	1		●				
12	130.981	0750 118 284	Bearing 100x130x30	1		●				
13	111.402	0630 513 139	Elastic Ring	1		●				
14	111.401	0730 513 745	Lock Ring A=2,50	1		●				
15	109.749	1328 333 009	Synchronizer Cone	1		●				
16	154.488	1328 304 068	Sliding Sleeve	1		●				
17	269.794	1328 332 023	Pressure Disc	2		●				
18	157.744	1328 332 030	Sun Gear 23 T	1		●				
19	160.279	7636 038 103	Pin	2		●				
20	190.430	1328 232 011	Planetary Carrier	1	W/out Retarder	●				
20	190.493	1328 232 016	Planetary Carrier	1	W/Retarder	●				
21	107.236	1328 332 041	Planetary pin	5		●				
22	269.009	0730 109 323	Spacer Ring	10		●				
23	171.062	0750 119 116	Needle 10x16,80 (140 pcs)	140		●				
24	269.647	0730 109 640	Thrust Washer T.9,00 mm	5		●				
25	298.248	1328 232 006	Planetary Gear Set	1		●				
26	244.191	6085 301 217	Gear 57 T	1	W/Retarder	●				
27	130.245	0750 116 394	Bearing 90x160x30	1		●				
31		1348 332 002	Output Flange	1		●				
32	141.227	1328 306 026	Fork	1		●				
33	141.243	1327 306 007	Fork	1		●				
34	141.215	1328 312 005	Sliding Pad	2		●				
35	141.214	1328 334 004	Sliding Pad	2		●				

AS TRONIC
10AS2010

Date 06/2014 Notes _____

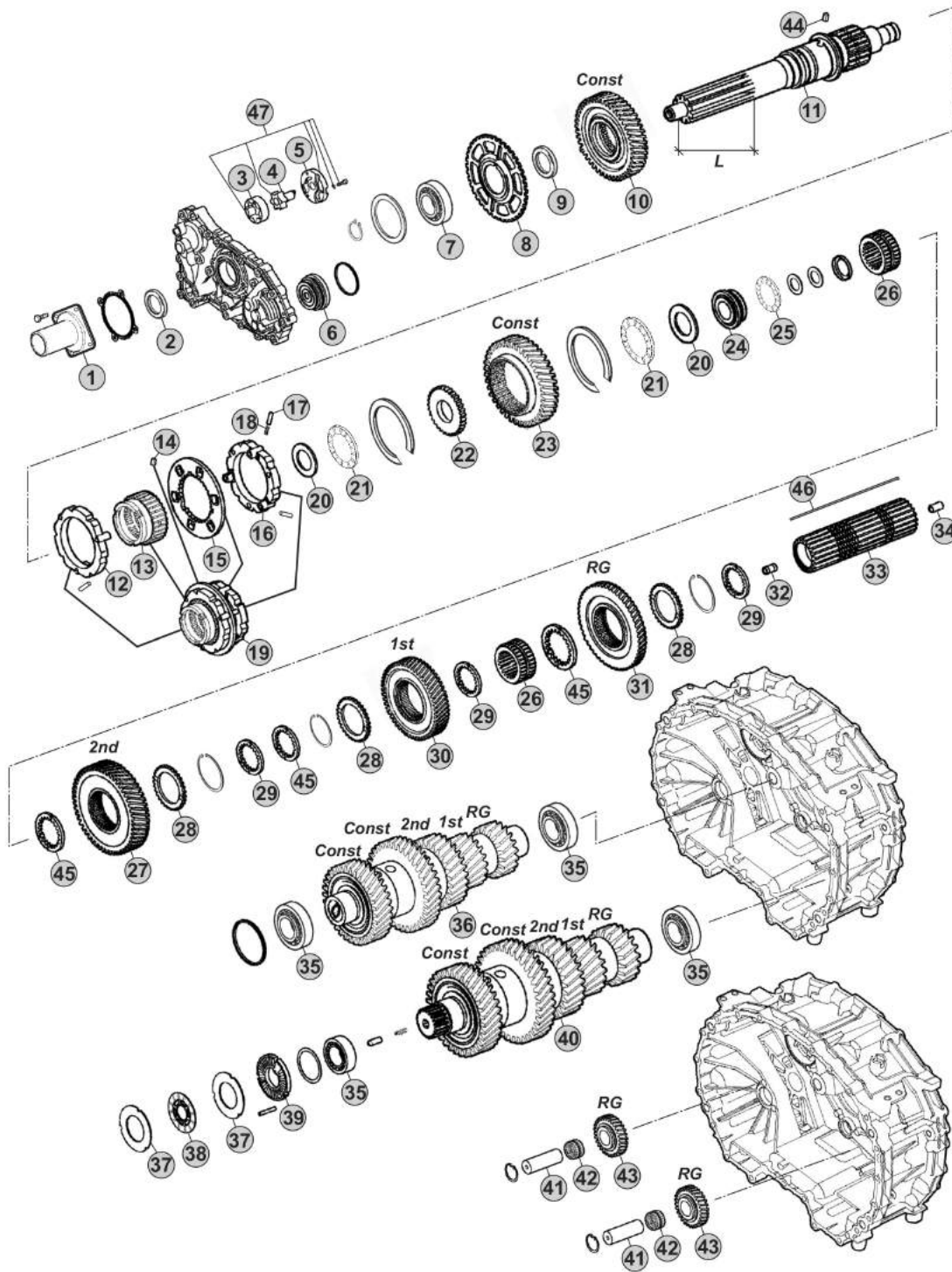


MODELS:

- AS TRONIC

VERSIONS:

- 10AS2300 (1348 xxx xxx)



Notes

10AS2300 R. 12,33-0,78

Our spare parts are not the originals but interchangeable with the originals ones. All original equipment manufacturers' numbers, pictures and models used in this catalogue are for reference only. Our products bear our trade-mark.

Our spare parts are not the originals but interchangeable with the originals ones. All original equipment manufacturers' numbers, pictures and models used in this catalogue are for reference only. Our products bear our trade-mark.

Fig.	CEI no.	ZF no.	Description	Q.ty	Notes	10AS2300				
1	128.327	1314 302 096	Front cover	1		●				
2	139.966	0750 111 348	Oil Seal 55x70x8	1		●				
3	189.678	1315 303 027	Rotor	1		●				
4	189.679	1314 202 039	Oil Pump Shaft	1		●				
5	189.728	1314 302 138	Oil Pump Cover	1		●				
6	188.272	1328 202 024	Piston	1		●				
7	130.823	0750 116 365	Bearing 65x120x23	1		●				
8	126.032	1328 302 024	Speedometer Gear	1		●				
9	269.320	0730 110 392	Thrust Washer	1		●				
10	145.993	1327 302 006	Constant Gear 46 T	1		●				
11	102.703	1328 302 082	Input Shaft	1		●				
12	119.272	1328 202 042	Synchronizer Ring	1		●				
13	154.422	1328 302 064	Sliding Sleeve	1		●				
14	160.261	1328 302 072	Lock Pin	1		●				
15	135.189	1328 302 132	Plate	1		●				
16	119.273	1328 202 044	Synchronizer Ring	1		●				
17	171.063	0635 470 046	Needle	3		●				
18	156.037	0732 040 385	Outer Spring De.6x34	3		●				
19	196.371	1328 298 001	Synchronizer Assy	1		●				
20	269.322	0730 111 066	Washer	2		●				
21	137.316	0735 321 487	Needle 43x73x8	2		●				
22	269.205	1328 302 061	Washer	1		●				
23	145.994	1327 304 015	Constant gear 40 T	1		●				
24	111.377	1328 302 075	Ring	1		●				
25	137.376	0735 321 381	Needle 30x52x7,5 mm	1		●				
26	155.246	1328 304 064	Sliding Hub	2		●				
27	244.058	1327 304 024	Gear 2nd Speed 48 T	1		●				
28	269.175	1314 304 119	Follower ring outer	3		●				
29	269.176	1314 304 008	Follower ring inner Th.7,00 mm	3		●				
30	244.059	1328 304 060	Gear 1st Speed 54 T	1		●				
31	244.060	1328 304 061	Reverse Gear 50 T	1		●				
32	189.729	1314 304 097	Oil Tube	1		●				
33	103.243	1327 304 032	Main shaft	1		●				
34	189.730	1314 332 043	Oil Tube	1		●				
35	130.993	0750 117 640	Bearing 50x90x28	4		●				
36	190.428	1327 203 044	Countershaft 19/19/28/38/44 T	1		●				
37	269.178	1314 303 077	Clutch disc	4		●				
38	269.793	0501 214 821	Clutch Disc	2		●				
39	128.226	1328 302 118	Cover	1		●				
40	190.429	1327 203 046	Countershaft 19/19/28/38/44 T	1		●				
41	107.269	1328 305 007	Reverse Shaft	2		●				
42	137.808	0735 321 454	Needle Cage	2		●				
43	147.302	1328 305 014	Reverse Gear 29 T	2		●				

AS TRONIC
10AS2300

Date

06/2014

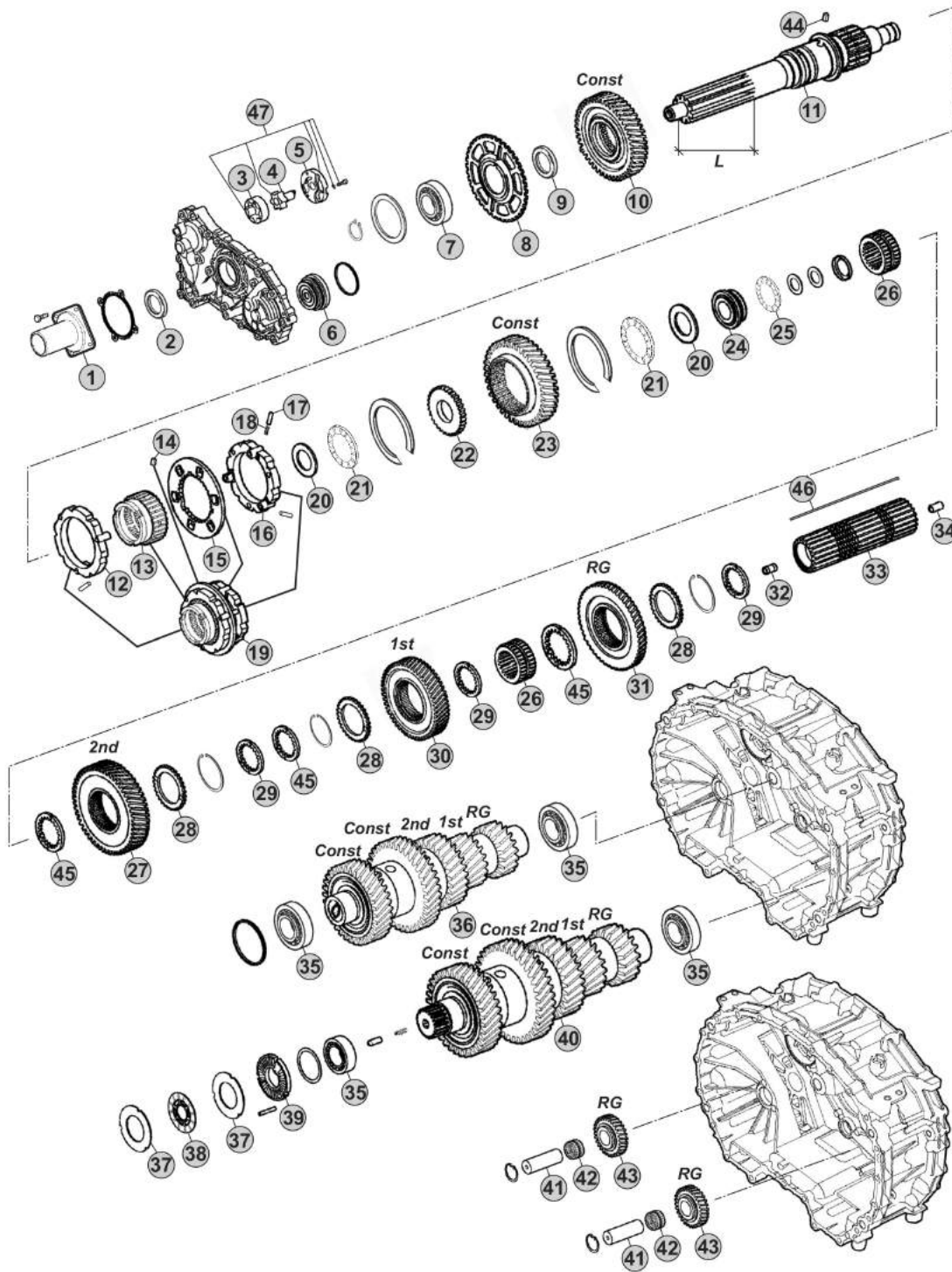
Notes

MODELS:

- AS TRONIC

VERSIONS:

- 10AS2300 (1348 xxx xxx)



Notes

10AS2300 R. 12,33-0,78

Our spare parts are not the originals but interchangeable with the originals ones. All original equipment manufacturers' numbers, pictures and models used in this catalogue are for reference only. Our products bear our trade-mark.

Our spare parts are not the originals but interchangeable with the originals ones. All original equipment manufacturers' numbers, pictures and models used in this catalogue are for reference only. Our products bear our trade-mark.

Fig.	CEI no.	ZF no.	Description	Q.ty	Notes	10AS2300				
44	160.261	1328 302 072	Lock Pin	1		●				
45	269.176	1314 304 008	Followe ring inner Th.7,00 mm	3		●				
45	269.354	1327 304 033	Spacer Th 7,05 mm	3		●				
45	269.355	1327 304 034	Spacer Th.7,10 mm	3		●				
45	269.356	1327 304 035	Spacer Th.7,15 mm	3		●				
45	269.357	1327 304 036	Spacer Th.7,20 mm	3		●				
46	189.653	1328 304 035	Key	1		●				
47	280.823	1314 202 055	Oil Pump Kit	1		●				

AS TRONIC
10AS2300

Date 06/2014

Notes _____

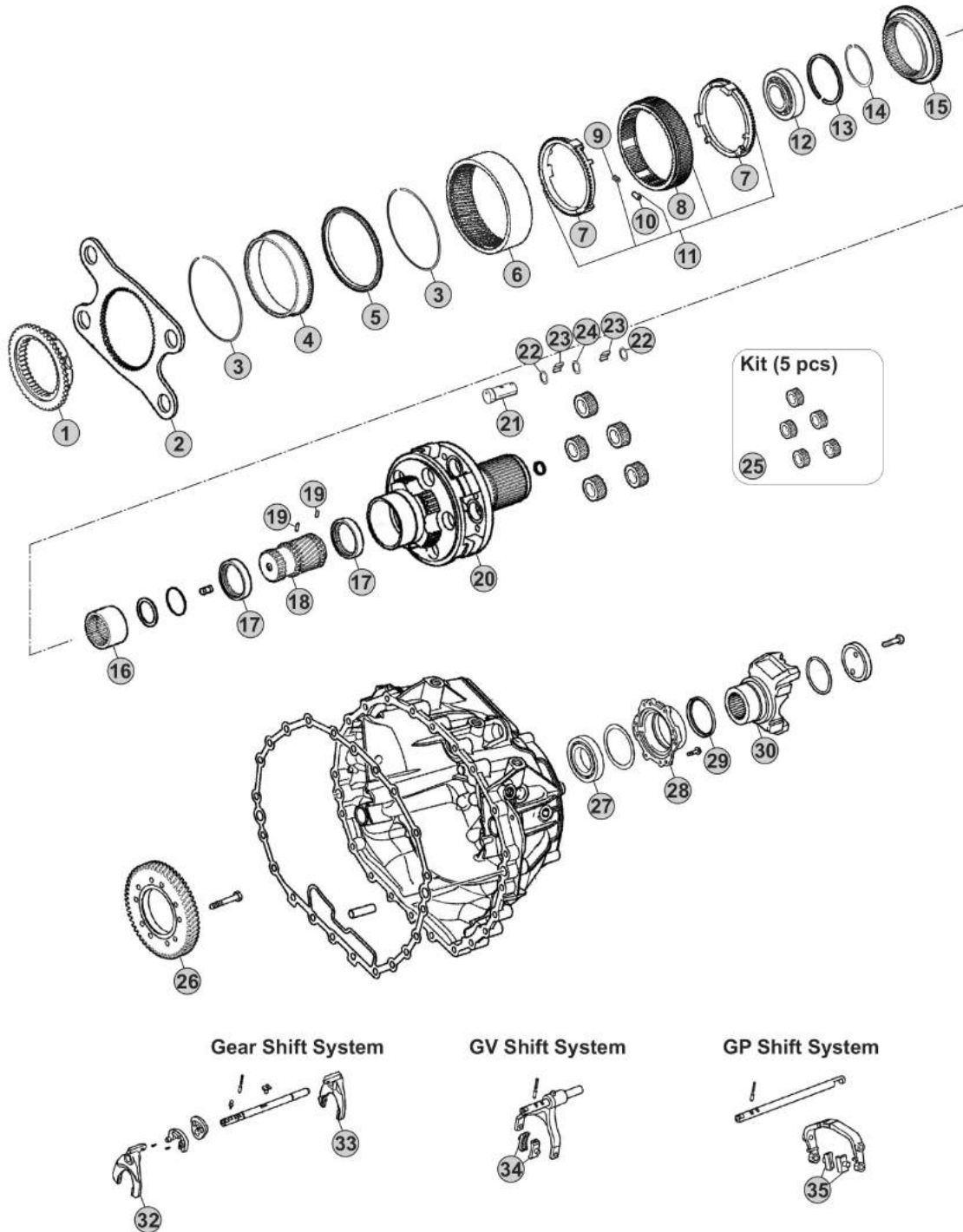


MODELS:

- AS TRONIC

VERSIONS:

- 10AS2300 (1348 xxx xxx)



Our spare parts are not the originals but interchangeable with the originals ones. All original equipment manufacturers' numbers, pictures and models used in this catalogue are for reference only. Our products bear our trade-mark.

Notes

10AS2300 R. 12,33-0,78

Our spare parts are not the originals but interchangeable with the originals ones. All original equipment manufacturers' numbers, pictures and models used in this catalogue are for reference only. Our products bear our trade-mark.

Fig.	CEI no.	ZF no.	Description	Q.ty	Notes	10AS2300				
1	109.748	1314 333 031	Synchronizer Cone	1		●				
2	298.146	1328 333 006	Flange GP	1		●				
3	111.373	0730 513 682	Retainer ring	2		●				
4	123.290	1328 332 024	Inside crown support 82 T	1		●				
5	119.274	1328 332 046	Synchronizer ring	1		●				
6	123.289	1328 332 045	Crown Gear 82 T	1		●				
7	119.269	1328 333 005	Synchronizer ring	2		●				
8	154.419	1328 333 003	Sliding Sleeve	1		●				
9	156.125	0732 040 929	Spring De.6x36	6		●				
10	171.069	0730 162 804	Cylinder roller	6		●				
11	298.894	1328 233 001	Synchro Kit	1		●				
12	130.981	0750 118 284	Bearing 100x130x30	1		●				
13	111.402	0630 513 139	Elastic Ring	1		●				
14	111.401	0730 513 745	Lock Ring A=2,50	1		●				
15	109.749	1328 333 009	Synchronizer Cone	1		●				
16	154.488	1328 304 068	Sliding Sleeve	1		●				
17	269.794	1328 332 023	Pressure Disc	2		●				
18	157.744	1328 332 030	Sun Gear 23 T	1		●				
19	160.279	7636 038 103	Pin	2		●				
20	190.430	1328 232 011	Planetary Carrier	1	W/out Retarder	●				
20	190.493	1328 232 016	Planetary Carrier	1	W/Retarder	●				
21	107.236	1328 332 041	Planetary pin	5		●				
22	269.009	0730 109 323	Spacer Ring	10		●				
23	171.062	0750 119 116	Needle 10x16,80 (140 pcs)	140		●				
24	269.647	0730 109 640	Thrust Washer T.9,00 mm	5		●				
25	298.248	1328 232 006	Planetary Gear Set	1		●				
26	244.191	6085 301 217	Gear 57 T	1	W/Retarder	●				
27	130.245	0750 116 394	Bearing 90x160x30	1		●				
28	128.328	1328 331 002	Cover	1		●				
29	139.633	0734 319 459	Seal Ring	1		●				
30		1348 332 001	Output Flange	1		●				
32	141.227	1328 306 026	Fork	1		●				
33	141.243	1327 306 007	Fork	1		●				
34	141.215	1328 312 005	Sliding Pad	2		●				
35	141.214	1328 334 004	Sliding Pad	2		●				

 AS TRONIC
10AS2300

Date

Notes

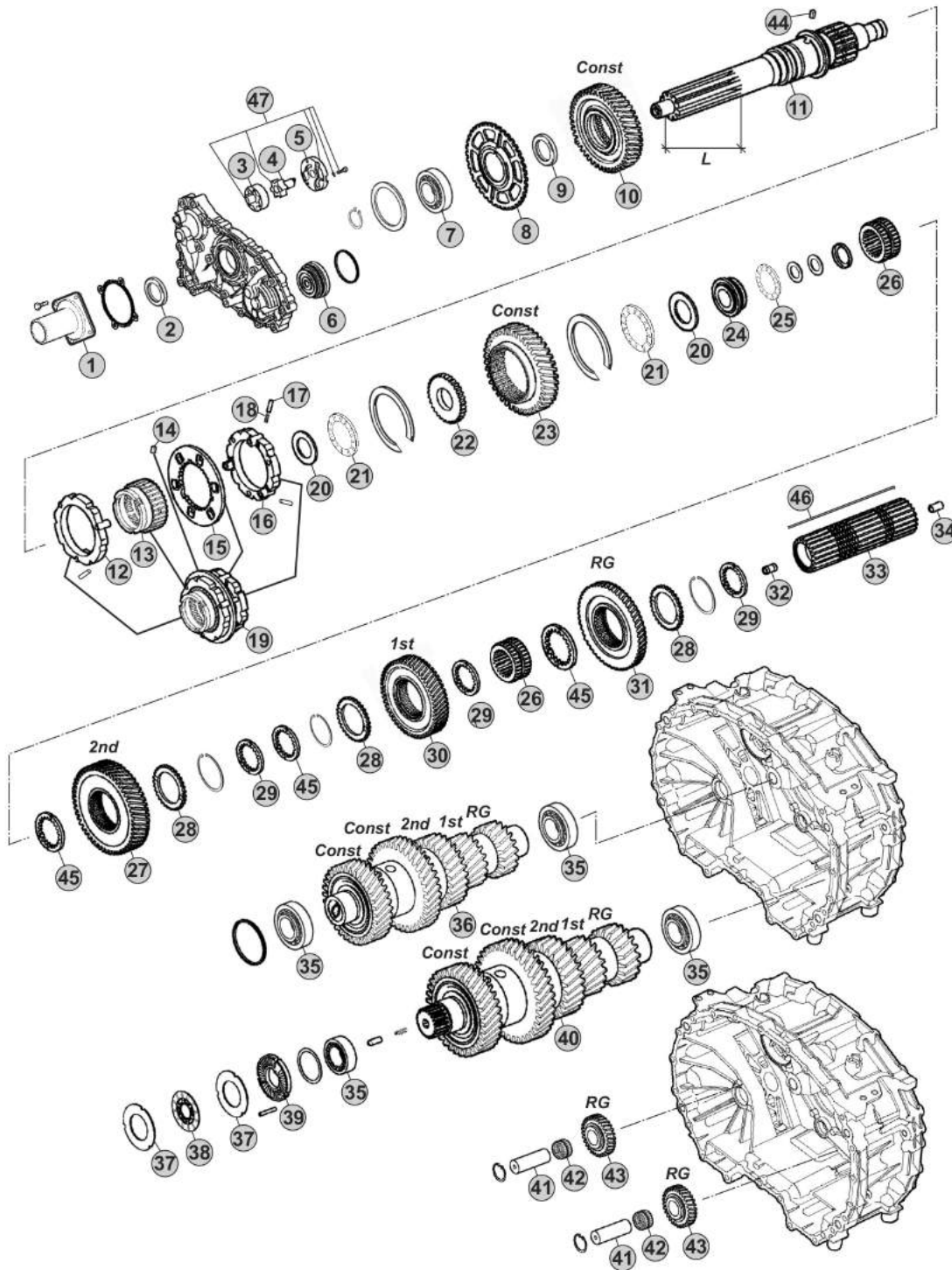
06/2014

MODELS:

- AS TRONIC

VERSIONS:

- 10AS2310 (1337 xxx xxx)



Notes

10AS2310 R. 9,59-1,00

Our spare parts are not the originals but interchangeable with the originals ones. All original equipment manufacturers' numbers, pictures and models used in this catalogue are for reference only. Our products bear our trade-mark.

Our spare parts are not the originals but interchangeable with the originals ones. All original equipment manufacturers' numbers, pictures and models used in this catalogue are for reference only. Our products bear our trade-mark.

Fig.	CEI no.	ZF no.	Description	Q.ty	Notes	10AS2310				
1	128.327	1314 302 096	Front cover	1		●				
2	139.966	0750 111 348	Oil Seal 55x70x8	1		●				
3	189.678	1315 303 027	Rotor	1		●				
4	189.679	1314 202 039	Oil Pump Shaft	1		●				
5	189.728	1314 302 138	Oil Pump Cover	1		●				
6	188.272	1328 202 024	Piston	1		●				
7	130.823	0750 116 365	Bearing 65x120x23	1		●				
8	126.032	1328 302 024	Speedometer Gear	1		●				
9	269.320	0730 110 392	Thrust Washer	1		●				
10	145.993	1327 302 006	Constant Gear 46 T	1		●				
11	103.220	1328 302 078	Input Shaft L=110 mm	1		●				
12	119.272	1328 202 042	Synchronizer Ring	1		●				
13	154.422	1328 302 064	Sliding Sleeve	1		●				
14	160.261	1328 302 072	Lock Pin	1		●				
15	135.189	1328 302 132	Plate	1		●				
16	119.273	1328 202 044	Synchronizer Ring	1		●				
17	171.063	0635 470 046	Needle	3		●				
18	156.037	0732 040 385	Outer Spring De.6x34	3		●				
19	196.371	1328 298 001	Synchronizer Assy	1		●				
20	269.322	0730 111 066	Washer	2		●				
21	137.316	0735 321 487	Needle 43x73x8	2		●				
22	269.205	1328 302 061	Washer	1		●				
23	145.994	1327 304 015	Constant gear 40 T	1		●				
24	111.377	1328 302 075	Ring	1		●				
25	137.376	0735 321 381	Needle 30x52x7,5 mm	1		●				
26	155.246	1328 304 064	Sliding Hub	2		●				
27	244.058	1327 304 024	Gear 2nd Speed 48 T	1		●				
28	269.175	1314 304 119	Follower ring outer	3		●				
29	269.176	1314 304 008	Follower ring inner Th.7,00 mm	3		●				
30	244.059	1328 304 060	Gear 1st Speed 54 T	1		●				
31	244.060	1328 304 061	Reverse Gear 50 T	1		●				
32	189.729	1314 304 097	Oil Tube	1		●				
33	103.243	1327 304 032	Main shaft	1		●				
34	189.730	1314 332 043	Oil Tube	1		●				
35	130.993	0750 117 640	Bearing 50x90x28	4		●				
36	190.428	1327 203 044	Countershaft 19/19/28/38/44 T	1		●				
37	269.178	1314 303 077	Clutch disc	4		●				
38	269.793	0501 214 821	Clutch Disc	2		●				
39	128.226	1328 302 118	Cover	1		●				
40	190.429	1327 203 046	Countershaft 19/19/28/38/44 T	1		●				
41	107.269	1328 305 007	Reverse Shaft	2		●				
42	137.808	0735 321 454	Needle Cage	2		●				
43	147.302	1328 305 014	Reverse Gear 29 T	2		●				

AS TRONIC
10AS2310

Date

06/2014

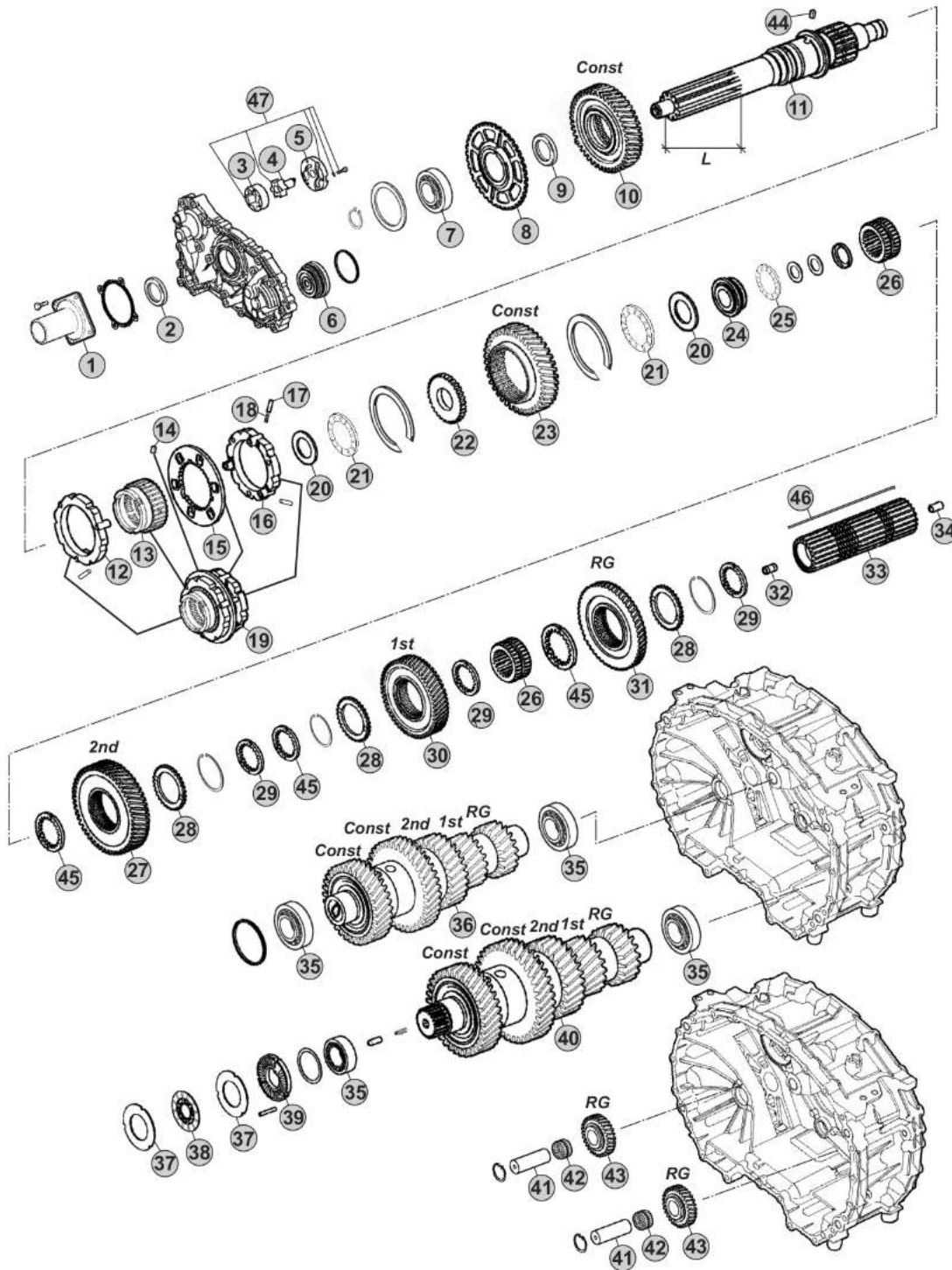
Notes

MODELS:

- AS TRONIC

VERSIONS:

- 10AS2310 (1337 xxx xxx)



Notes

10AS2310 R. 9,59-1,00

Our spare parts are not the originals but interchangeable with the originals ones. All original equipment manufacturers' numbers, pictures and models used in this catalogue are for reference only. Our products bear our trade-mark.

Our spare parts are not the originals but interchangeable with the originals ones. All original equipment manufacturers' numbers, pictures and models used in this catalogue are for reference only. Our products bear our trade-mark.

Fig.	CEI no.	ZF no.	Description	Q.ty	Notes					
44	160.261	1328 302 072	Lock Pin	1		●				
45	269.176	1314 304 008	Follower ring inner Th.7,00 mm	3		●				
45	269.354	1327 304 033	Spacer Th 7,05 mm	3		●				
45	269.355	1327 304 034	Spacer Th.7,10 mm	3		●				
45	269.356	1327 304 035	Spacer Th.7,15 mm	3		●				
45	269.357	1327 304 036	Spacer Th.7,20 mm	3		●				
46	189.653	1328 304 035	Key	1		●				
47	280.823	1314 202 055	Oil Pump Kit	1		●				

10AS2310

AS TRONIC
10AS2310

Date 06/2014 Notes _____

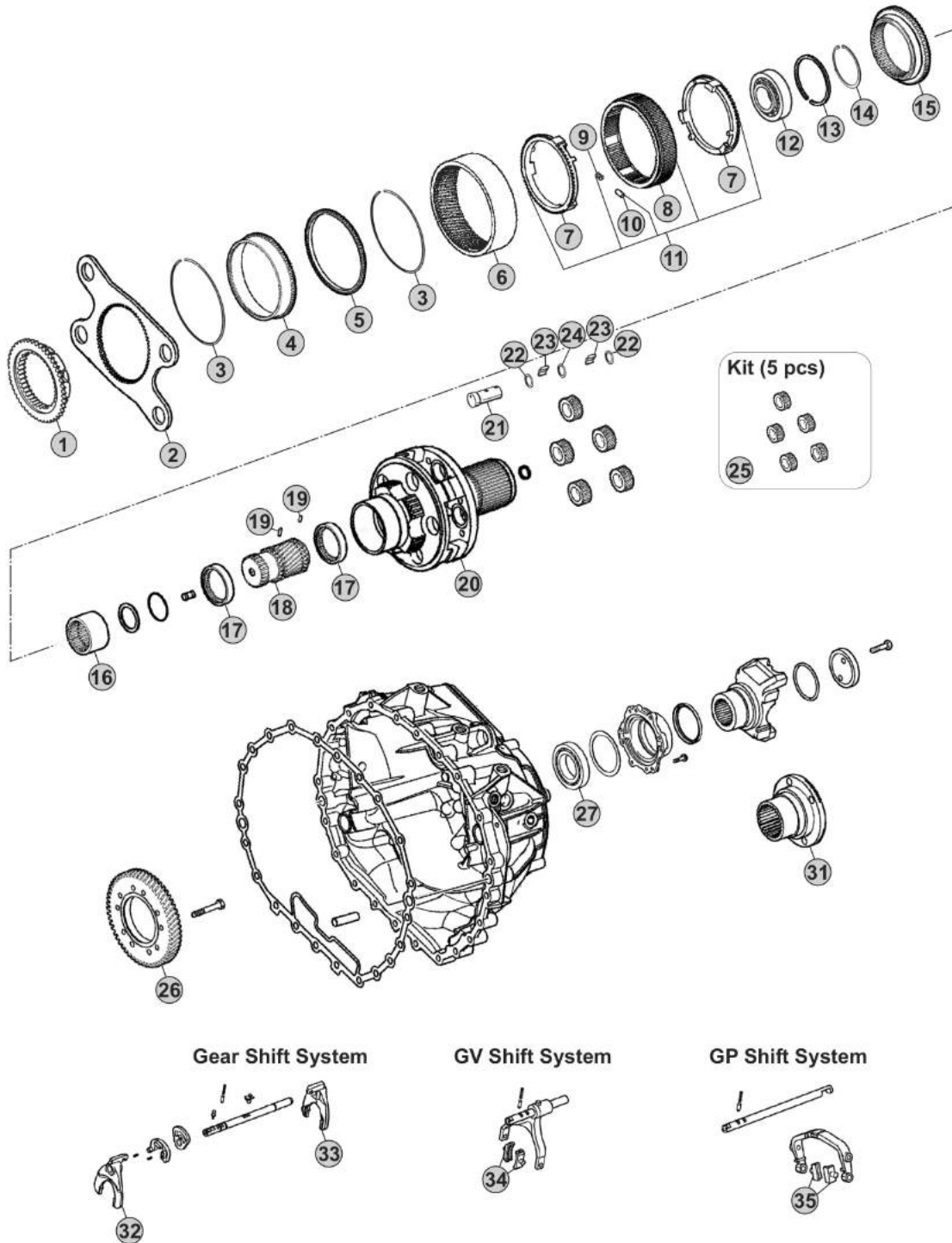


MODELS:

- AS TRONIC

VERSIONS:

- 10AS2310 (1337 xxx xxx)



Our spare parts are not the originals but interchangeable with the originals ones. All original equipment manufacturers' numbers, pictures and models used in this catalogue are for reference only. Our products bear our trade-mark.

Notes

10AS2310 R. 9,59-1,00

Our spare parts are not the originals but interchangeable with the originals. All original equipment manufacturers' numbers, pictures and models used in this catalogue are for reference only. Our products bear our trade-mark.

Fig.	CEI no.	ZF no.	Description	Q.ty	Notes	10AS2310				
1	109.748	1314 333 031	Synchronizer Cone	1		●				
2	298.146	1328 333 006	Flange GP	1		●				
3	111.373	0730 513 682	Retainer ring	2		●				
4	123.290	1328 332 024	Inside crown support 82 T	1		●				
5	119.274	1328 332 046	Synchronizer ring	1		●				
6	123.289	1328 332 045	Crown Gear 82 T	1		●				
7	119.269	1328 333 005	Synchronizer ring	2		●				
8	154.419	1328 333 003	Sliding Sleeve	1		●				
9	156.125	0732 040 929	Spring De.6x36	6		●				
10	171.069	0730 162 804	Cylinder roller	6		●				
11	298.894	1328 233 001	Synchro Kit	1		●				
12	130.981	0750 118 284	Bearing 100x130x30	1		●				
13	111.402	0630 513 139	Elastic Ring	1		●				
14	111.401	0730 513 745	Lock Ring A=2,50	1		●				
15	109.749	1328 333 009	Synchronizer Cone	1		●				
16	154.488	1328 304 068	Sliding Sleeve	1		●				
17	269.794	1328 332 023	Pressure Disc	2		●				
18	157.744	1328 332 030	Sun Gear 23 T	1		●				
19	160.279	7636 038 103	Pin	2		●				
20	190.430	1328 232 011	Planetary Carrier	1	W/out Retarder	●				
20	190.493	1328 232 016	Planetary Carrier	1	W/Retarder	●				
21	107.236	1328 332 041	Planetary pin	5		●				
22	269.009	0730 109 323	Spacer Ring	10		●				
23	171.062	0750 119 116	Needle 10x16,80 (140 pcs)	140		●				
24	269.647	0730 109 640	Thrust Washer T.9,00 mm	5		●				
25	298.248	1328 232 006	Planetary Gear Set	1		●				
26	244.191	6085 301 217	Gear 57 T	1	W/Retarder	●				
27	130.245	0750 116 394	Bearing 90x160x30	1		●				
31		1348 332 002	Output Flange	1		●				
32	141.227	1328 306 026	Fork	1		●				
33	141.243	1327 306 007	Fork	1		●				
34	141.215	1328 312 005	Sliding Pad	2		●				
35	141.214	1328 334 004	Sliding Pad	2		●				

AS TRONIC
10AS2310

Date _____ Notes _____
06/2014

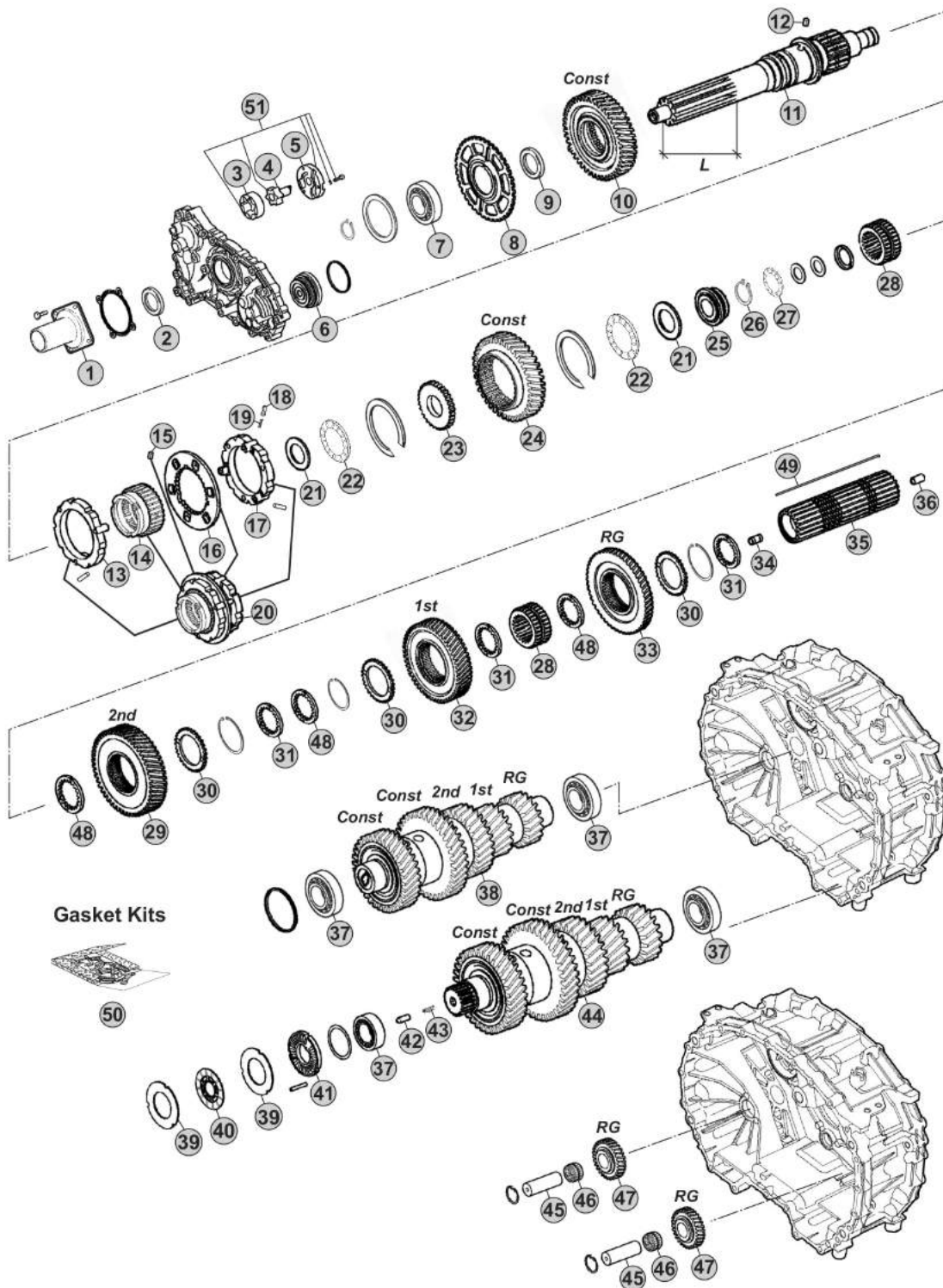


MODELS:

- AS TRONIC

VERSIONS:

- 12AS1630 (1327 xxx xxx)



Notes

12AS1630 R. 15,86-1,00

Our spare parts are not the originals but interchangeable with the originals ones. All original equipment manufacturers' numbers, pictures and models used in this catalogue are for reference only. Our products bear our trade-mark.

Fig.	CEI no.	ZF no.	Description	Q.ty	Notes	12AS1630				
1	128.327	1314 302 096	Front cover	1		●				
2	139.966	0750 111 348	Oil Seal 55x70x8	1		●				
3	189.678	1315 303 027	Rotor	1		●				
4	189.679	1314 202 039	Oil Pump Shaft	1		●				
5	189.728	1314 302 138	Oil Pump Cover	1		●				
6	188.272	1328 202 024	Piston	1		●				
7	130.823	0750 116 365	Bearing 65x120x23	1		●				
8	126.032	1328 302 024	Speedometer Gear	1		●				
9	269.320	0730 110 392	Thrust Washer	1		●				
10	244.013	1327 302 005	Constant Gear 36 T	1		●				
11	103.282	1328 302 077	Input Shaft L=116 mm	1		●				
11	103.220	1328 302 078	Input Shaft L=110 mm	1		●				
12	160.261	1328 302 072	Lock Pin	1		●				
13	119.272	1328 202 042	Synchronizer Ring	1		●				
14	154.422	1328 302 064	Sliding Sleeve	1		●				
15	160.261	1328 302 072	Lock Pin	1		●				
16	135.189	1328 302 132	Plate	1		●				
17	119.286	1328 202 043	Synchronizer Ring	1		●				
18	171.063	0635 470 046	Needle	3		●				
19	156.037	0732 040 385	Outer Spring De.6x34	3		●				
20	196.374	1328 298 002	Synchronizer Assy	1		●				
21	269.322	0730 111 066	Washer	2		●				
22	137.316	0735 321 487	Needle 43x73x8	2		●				
23	269.205	1328 302 061	Washer	1		●				
24	145.994	1327 304 015	Constant gear 40 T	1		●				
25	111.377	1328 302 075	Ring	1		●				
26	139.863	0730 513 641	Retaining Ring T.2,00	1		●				
27	137.376	0735 321 381	Needle 30x52x7,5 mm	1		●				
28	155.246	1328 304 064	Sliding Hub	2		●				
29	244.058	1327 304 024	Gear 2nd Speed 48 T	1		●				
30	269.175	1314 304 119	Follower ring outer	3		●				
31	269.176	1314 304 008	Follower ring inner Th.7,00 mm	3		●				
32	244.059	1328 304 060	Gear 1st Speed 54 T	1		●				
33	244.060	1328 304 061	Reverse Gear 50 T	1		●				
34	189.729	1314 304 097	Oil Tube	1		●				
35	103.243	1327 304 032	Main shaft	1		●				
36	189.730	1314 332 043	Oil Tube	1		●				
37	130.993	0750 117 640	Bearing 50x90x28	4		●				
38	190.426	1327 203 043	Countershaft 19/19/28/38/44 T	1		●				
39	269.178	1314 303 077	Clutch disc	4		●				
40	269.793	0501 214 821	Clutch Disc	2		●				
41	128.226	1328 302 118	Cover	1		●				
42	160.303	0731 208 242	Pin	1		●				

AS TRONIC
12AS1630

Date

06/2014

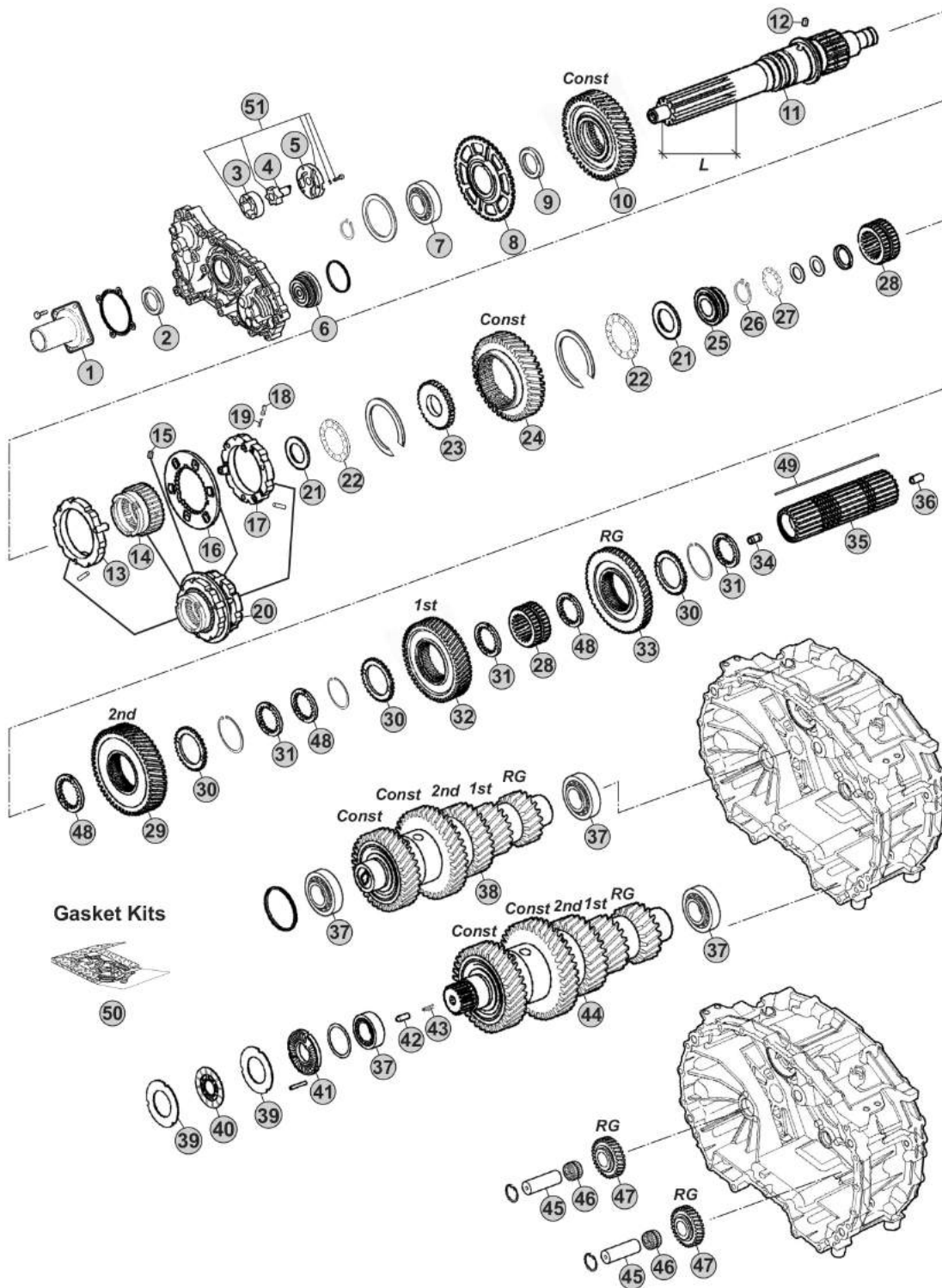
Notes

MODELS:

- AS TRONIC

VERSIONS:

- 12AS1630 (1327 xxx xxx)



Notes

12AS1630 R. 15,86-1,00

Our spare parts are not the originals but interchangeable with the originals ones. All original equipment manufacturers' numbers, pictures and models used in this catalogue are for reference only. Our products bear our trade-mark.

Fig.	CEI no.	ZF no.	Description	Q.ty	Notes
43	156.212	0732 042 766	Spring	1	●
44	190.427	1327 203 045	Countershaft 19/19/28/38/44 T	1	●
45	107.269	1328 305 007	Reverse Shaft	2	●
46	137.808	0735 321 454	Needle Cage	2	●
47	147.302	1328 305 014	Reverse Gear 29 T	2	●
48	269.176	1314 304 008	Followe ring inner Th.7,00 mm	3	●
48	269.354	1327 304 033	Spacer Th 7,05 mm	3	●
48	269.355	1327 304 034	Spacer Th.7,10 mm	3	●
48	269.356	1327 304 035	Spacer Th.7,15 mm	3	●
48	269.357	1327 304 036	Spacer Th.7,20 mm	3	●
49	189.653	1328 304 035	Key	1	●
50	298.158	1327 298 001	Gasket Kit	1	●
51	280.823	1314 202 055	Oil Pump Kit	1	●

12AS1630

AS TRONIC
12AS1630

Date 06/2014

Notes

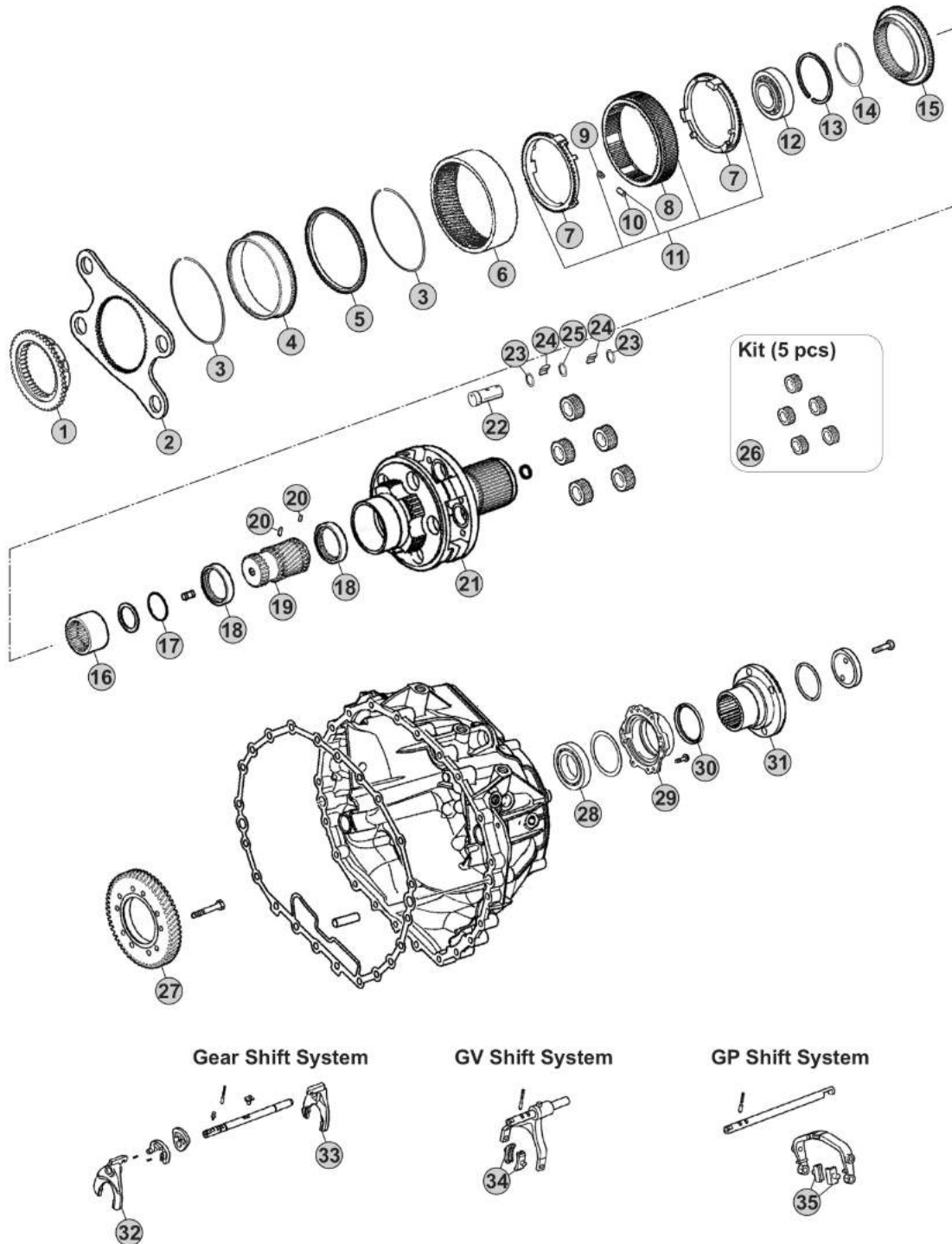


MODELS:

- AS TRONIC

VERSIONS:

- 12AS1630 (1327 xxx xxx)



Our spare parts are not the originals but interchangeable with the originals ones. All original equipment manufacturers' numbers, pictures and models used in this catalogue are for reference only. Our products bear our trade-mark.

Notes

12AS1630 R. 15,86-1,00

Our spare parts are not the originals but interchangeable with the originals ones. All original equipment manufacturers' numbers, pictures and models used in this catalogue are for reference only. Our products bear our trade-mark.

Fig.	CEI no.	ZF no.	Description	Q.ty	Notes	12AS1630			
1	109.748	1314 333 031	Synchronizer Cone	1		●			
2	298.146	1328 333 006	Flange GP	1		●			
3	111.373	0730 513 682	Retainer ring	2		●			
4	123.290	1328 332 024	Inside crown support 82 T	1		●			
5	119.274	1328 332 046	Synchronizer ring	1		●			
6	123.289	1328 332 045	Crown Gear 82 T	1		●			
7	119.269	1328 333 005	Synchronizer ring	2		●			
8	154.419	1328 333 003	Sliding Sleeve	1		●			
9	156.125	0732 040 929	Spring De.6x36	6		●			
10	171.069	0730 162 804	Cylinder roller	6		●			
11	298.894	1328 233 001	Synchro Kit	1		●			
12	130.981	0750 118 284	Bearing 100x130x30	1		●			
13	111.402	0630 513 139	Elastic Ring	1		●			
14	111.401	0730 513 745	Lock Ring A=2,50	1		●			
15	109.749	1328 333 009	Synchronizer Cone	1		●			
16	154.488	1328 304 068	Sliding Sleeve	1		●			
17	111.406	0630 502 218	Lock Ring 64x2	1		●			
18	269.794	1328 332 023	Pressure Disc	2		●			
19	157.744	1328 332 030	Sun Gear 23 T	1		●			
20	160.279	7636 038 103	Pin	2		●			
21	190.430	1328 232 011	Planetary Carrier	1	W/out Retarder	●			
21	190.493	1328 232 016	Planetary Carrier	1	W/Retarder	●			
22	107.236	1328 332 041	Planetary pin	5		●			
23	269.009	0730 109 323	Spacer Ring	10		●			
24	171.062	0750 119 116	Needle 10x16,80 (140 pcs)	140		●			
25	269.647	0730 109 640	Thrust Washer T.9,00 mm	5		●			
26	298.248	1328 232 006	Planetary Gear Set	1		●			
27	244.191	6085 301 217	Gear 57 T	1	With Retarder	●			
28	130.245	0750 116 394	Bearing 90x160x30	1		●			
29	128.328	1328 331 002	Cover	1		●			
30	139.633	0734 319 459	Seal Ring	1		●			
31	197.258	1314 332 054	Output Flange	1		●			
32	141.227	1328 306 026	Fork	1		●			
33	141.243	1327 306 007	Fork	1		●			
34	141.215	1328 312 005	Sliding Pad	2		●			
35	141.214	1328 334 004	Sliding Pad	2		●			

AS TRONIC
12AS1630

Date: 06/2014 Notes: _____

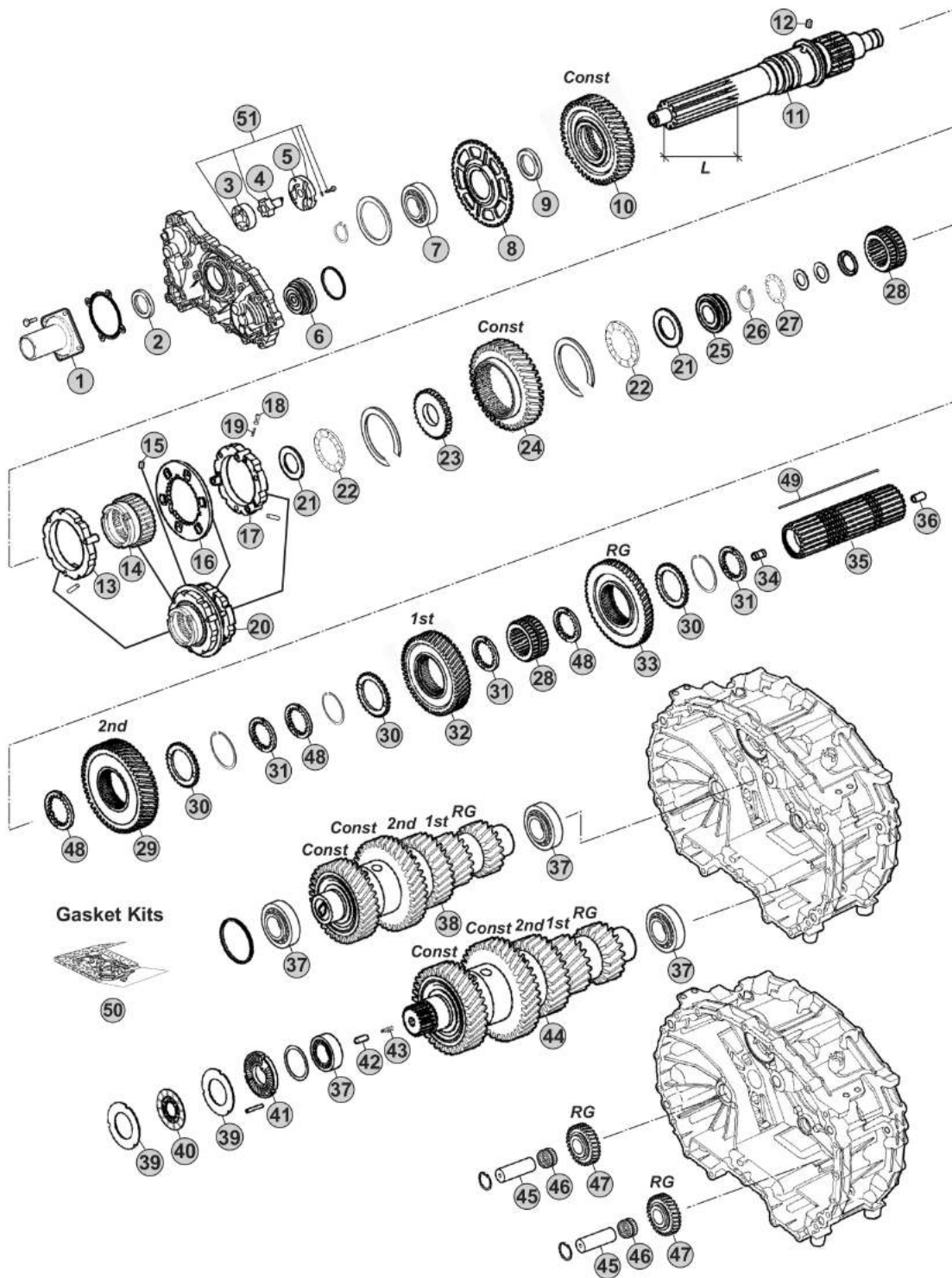


MODELS:

- AS TRONIC

VERSIONS:

- 12AS1631 (1327 xxx xxx)



Notes

12AS1631 R. 15,86-1,00

Our spare parts are not the originals but interchangeable with the originals ones. All original equipment manufacturers' numbers, pictures and models used in this catalogue are for reference only. Our products bear our trade-mark.

Fig.	CEI no.	ZF no.	Description	Q.ty	Notes	12AS1631				
1	128.327	1314 302 096	Front cover	1		●				
2	139.966	0750 111 348	Oil Seal 55x70x8	1		●				
3	189.678	1315 303 027	Rotor	1		●				
4	189.679	1314 202 039	Oil Pump Shaft	1		●				
5	189.728	1314 302 138	Oil Pump Cover	1		●				
6	188.272	1328 202 024	Piston	1		●				
7	130.823	0750 116 365	Bearing 65x120x23	1		●				
8	126.032	1328 302 024	Speedometer Gear	1		●				
9	269.320	0730 110 392	Thrust Washer	1		●				
10	244.013	1327 302 005	Constant Gear 36 T	1		●				
11	103.282	1328 302 077	Input Shaft L=116 mm	1		●				
11	103.220	1328 302 078	Input Shaft L=110 mm	1		●				
12	160.261	1328 302 072	Lock Pin	1		●				
13	119.272	1328 202 042	Synchronizer Ring	1		●				
14	154.422	1328 302 064	Sliding Sleeve	1		●				
15	160.261	1328 302 072	Lock Pin	1		●				
16	135.189	1328 302 132	Plate	1		●				
17	119.286	1328 202 043	Synchronizer Ring	1		●				
18	171.063	0635 470 046	Needle	3		●				
19	156.037	0732 040 385	Outer Spring De.6x34	3		●				
20	196.374	1328 298 002	Synchronizer Assy	1		●				
21	269.322	0730 111 066	Washer	2		●				
22	137.316	0735 321 487	Needle 43x73x8	2		●				
23	269.205	1328 302 061	Washer	1		●				
24	145.994	1327 304 015	Constant gear 40 T	1		●				
25	111.377	1328 302 075	Ring	1		●				
26	139.863	0730 513 641	Retaining Ring T.2,00	1		●				
27	137.376	0735 321 381	Needle 30x52x7,5 mm	1		●				
28	155.246	1328 304 064	Sliding Hub	2		●				
29	244.058	1327 304 024	Gear 2nd Speed 48 T	1		●				
30	269.175	1314 304 119	Follower ring outer	3		●				
31	269.176	1314 304 008	Follower ring inner Th.7,00 mm	3		●				
32	244.059	1328 304 060	Gear 1st Speed 54 T	1		●				
33	244.060	1328 304 061	Reverse Gear 50 T	1		●				
34	189.729	1314 304 097	Oil Tube	1		●				
35	103.243	1327 304 032	Main shaft	1		●				
36	189.730	1314 332 043	Oil Tube	1		●				
37	130.993	0750 117 640	Bearing 50x90x28	4		●				
38	190.426	1327 203 043	Countershaft 19/19/28/38/44 T	1		●				
39	269.178	1314 303 077	Clutch disc	4		●				
40	269.793	0501 214 821	Clutch Disc	2		●				
41	128.226	1328 302 118	Cover	1		●				
42	160.303	0731 208 242	Pin	1		●				

AS TRONIC
12AS1631

Date

06/2014

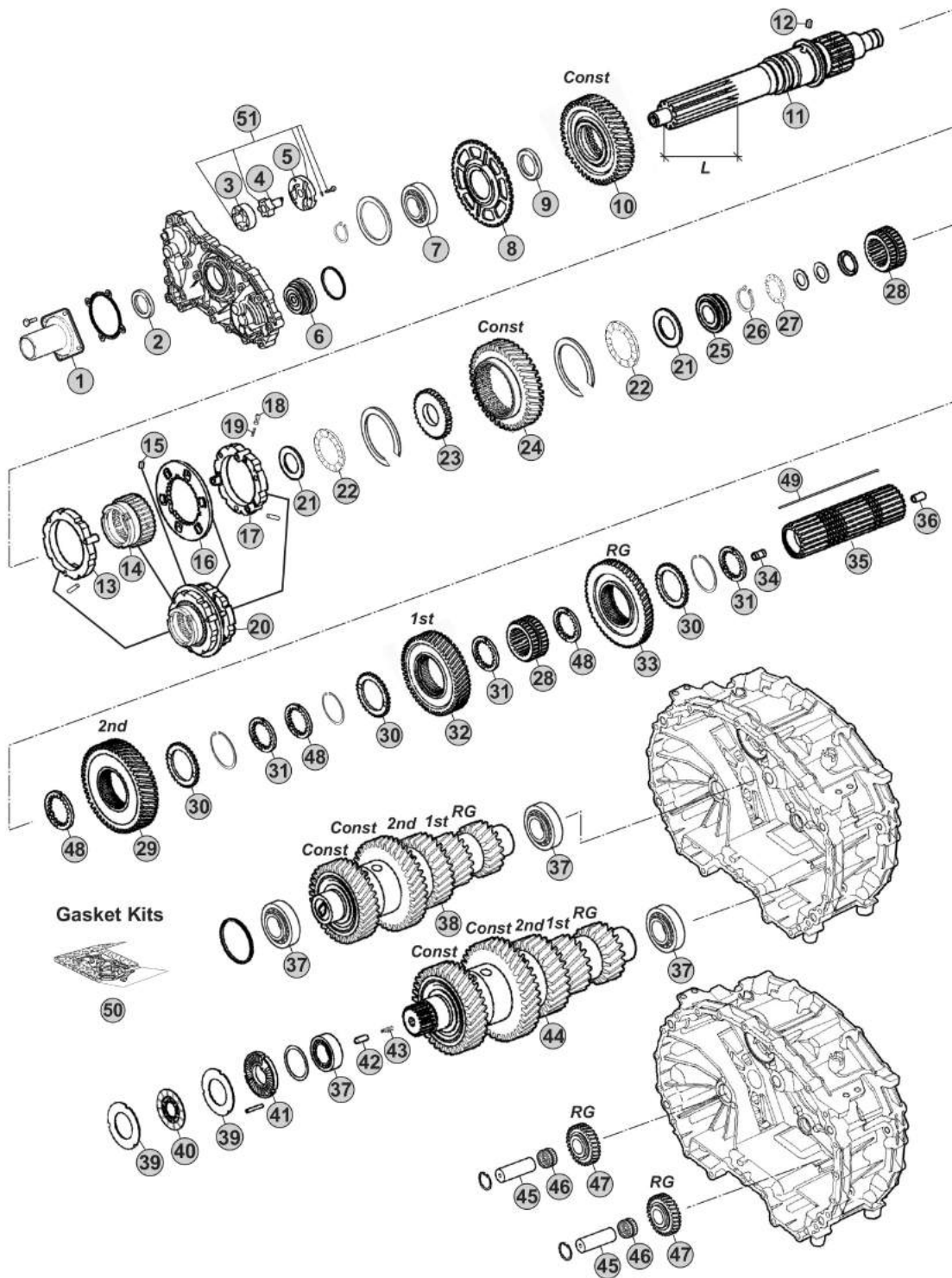
Notes

MODELS:

- AS TRONIC

VERSIONS:

- 12AS1631 (1327 xxx xxx)



Notes

12AS1631 R. 15,86-1,00

Our spare parts are not the originals but interchangeable with the originals ones. All original equipment manufacturers' numbers, pictures and models used in this catalogue are for reference only. Our products bear our trade-mark.

Fig.	CEI no.	ZF no.	Description	Q.ty	Notes				
43	156.212	0732 042 766	Spring	1		●			
44	190.427	1327 203 045	Countershaft 19/19/28/38/44 T	1		●			
45	107.269	1328 305 007	Reverse Shaft	2		●			
46	137.808	0735 321 454	Needle Cage	2		●			
47	147.302	1328 305 014	Reverse Gear 29 T	2		●			
48	269.176	1314 304 008	Follower ring inner Th.7,00 mm	3		●			
48	269.354	1327 304 033	Spacer Th 7,05 mm	3		●			
48	269.355	1327 304 034	Spacer Th.7,10 mm	3		●			
48	269.356	1327 304 035	Spacer Th.7,15 mm	3		●			
48	269.357	1327 304 036	Spacer Th.7,20 mm	3		●			
49	189.653	1328 304 035	Key	1		●			
50	298.158	1327 298 001	Gasket Kit	1		●			
51	280.823	1314 202 055	Oil Pump Kit	1		●			

12AS1631

AS TRONIC
12AS1631

Date 06/2014 Notes _____

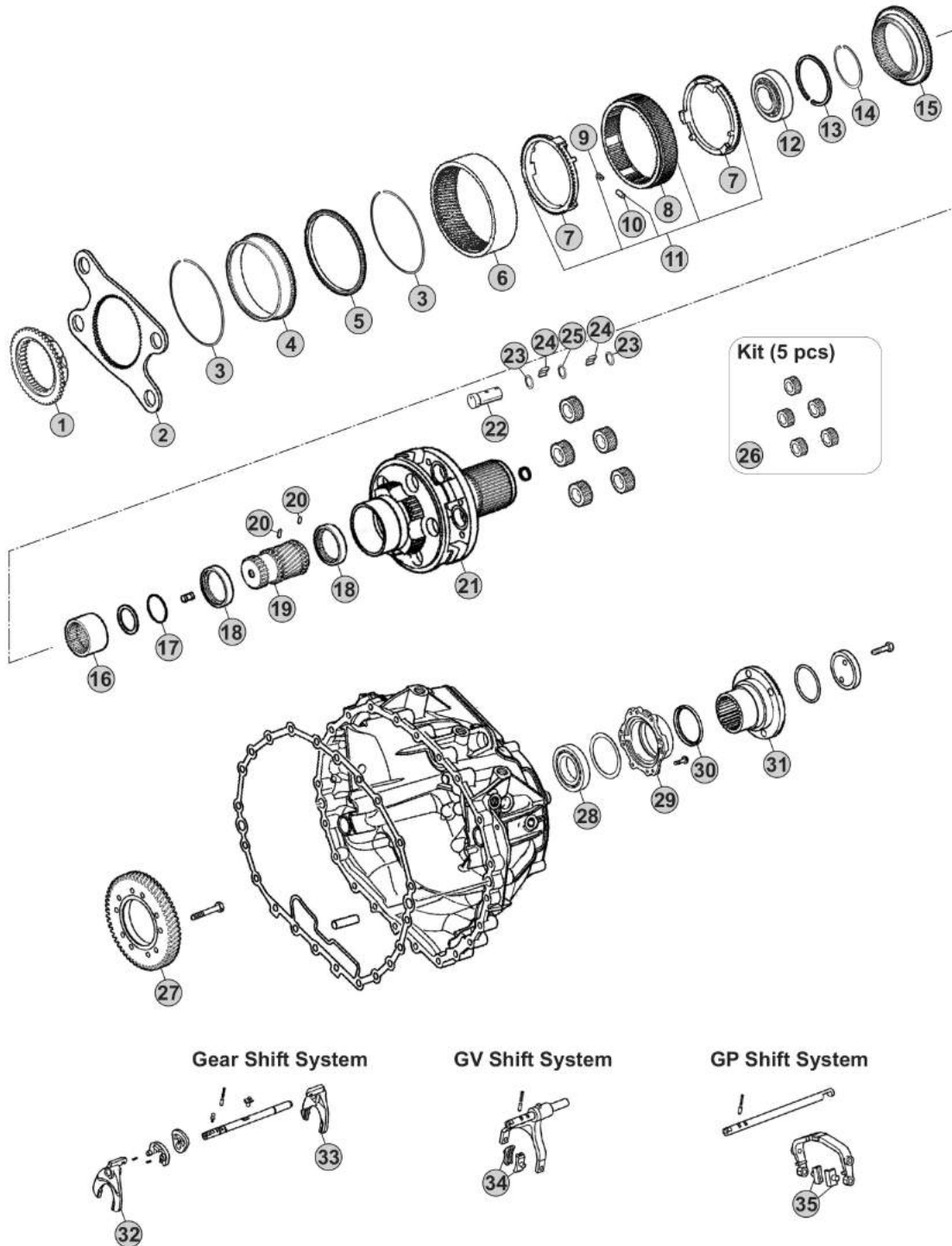


MODELS:

- AS TRONIC

VERSIONS:

- 12AS1631 (1327 xxx xxx)



Our spare parts are not the originals but interchangeable with the originals ones. All original equipment manufacturers' numbers, pictures and models used in this catalogue are for reference only. Our products bear our trade-mark.

Notes

12AS1631 R. 15,86-1,00

Our spare parts are not the originals but interchangeable with the originals ones. All original equipment manufacturers' numbers, pictures and models used in this catalogue are for reference only. Our products bear our trade-mark.

Fig.	CEI no.	ZF no.	Description	Q.ty	Notes	12AS1631				
1	109.748	1314 333 031	Synchronizer Cone	1		●				
2	298.146	1328 333 006	Flange GP	1		●				
3	111.373	0730 513 682	Retainer ring	2		●				
4	123.290	1328 332 024	Inside crown support 82 T	1		●				
5	119.274	1328 332 046	Synchronizer ring	1		●				
6	123.289	1328 332 045	Crown Gear 82 T	1		●				
7	119.269	1328 333 005	Synchronizer ring	2		●				
8	154.419	1328 333 003	Sliding Sleeve	1		●				
9	156.125	0732 040 929	Spring De.6x36	6		●				
10	171.069	0730 162 804	Cylinder roller	6		●				
11	298.894	1328 233 001	Synchro Kit	1		●				
12	130.981	0750 118 284	Bearing 100x130x30	1		●				
13	111.402	0630 513 139	Elastic Ring	1		●				
14	111.401	0730 513 745	Lock Ring A=2,50	1		●				
15	109.749	1328 333 009	Synchronizer Cone	1		●				
16	154.488	1328 304 068	Sliding Sleeve	1		●				
17	111.406	0630 502 218	Lock Ring 64x2	1		●				
18	269.794	1328 332 023	Pressure Disc	2		●				
19	157.744	1328 332 030	Sun Gear 23 T	1		●				
20	160.279	7636 038 103	Pin	2		●				
21	190.430	1328 232 011	Planetary Carrier	1	W/out Retarder	●				
21	190.493	1328 232 016	Planetary Carrier	1	W/Retarder	●				
22	107.236	1328 332 041	Planetary pin	5		●				
23	269.009	0730 109 323	Spacer Ring	10		●				
24	171.062	0750 119 116	Needle 10x16,80 (140 pcs)	140		●				
25	269.647	0730 109 640	Thrust Washer T.9,00 mm	5		●				
26	298.248	1328 232 006	Planetary Gear Set	1		●				
27	244.191	6085 301 217	Gear 57 T	1	With Retarder	●				
28	130.245	0750 116 394	Bearing 90x160x30	1		●				
29	128.328	1328 331 002	Cover	1		●				
30	139.633	0734 319 459	Seal Ring	1		●				
31	197.258	1314 332 054	Output Flange	1		●				
32	141.227	1328 306 026	Fork	1		●				
33	141.243	1327 306 007	Fork	1		●				
34	141.215	1328 312 005	Sliding Pad	2		●				
35	141.214	1328 334 004	Sliding Pad	2		●				

AS TRONIC
12AS1631

Date 06/2014 Notes _____

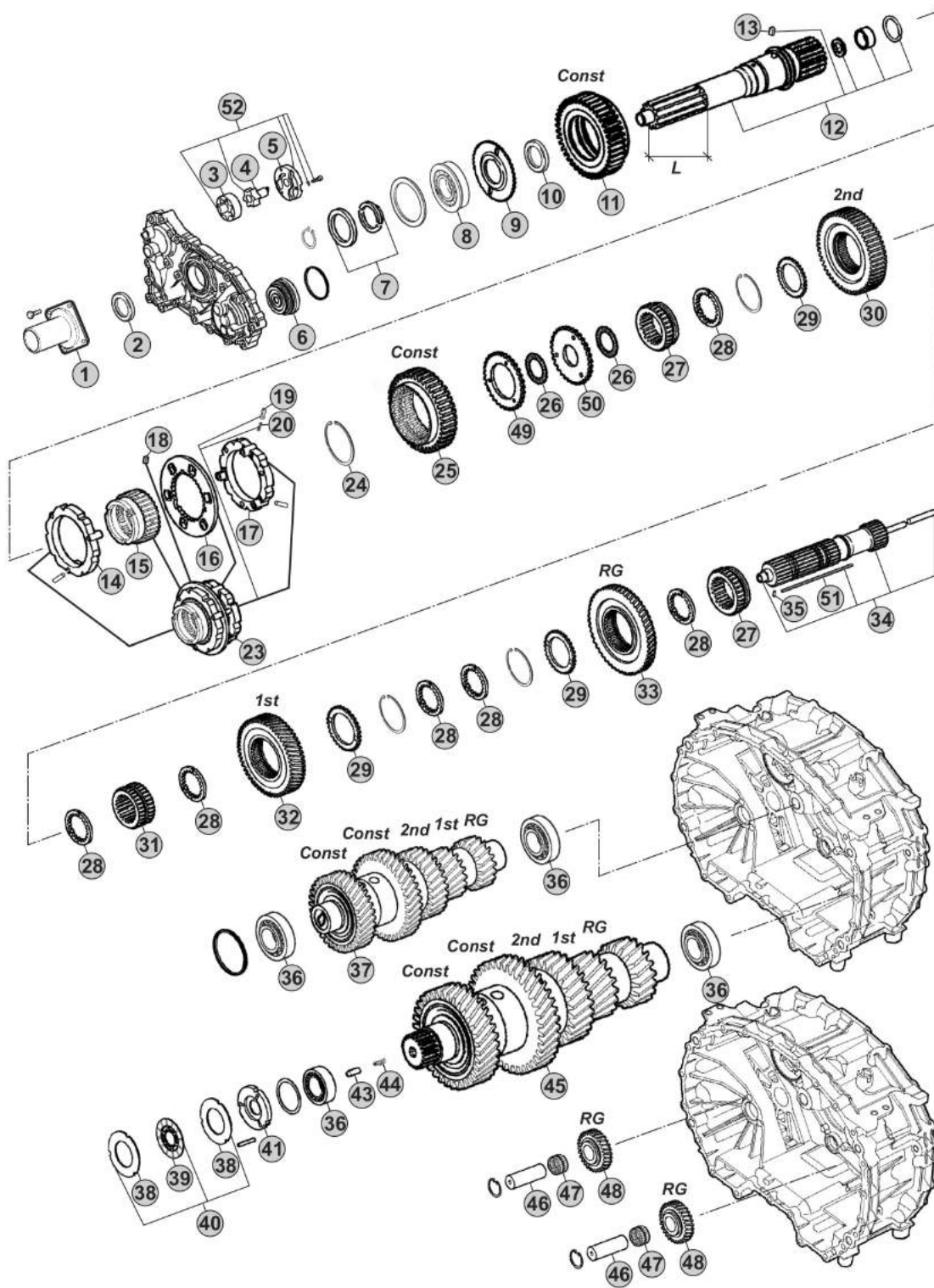


MODELS:

- AS TRONIC

VERSIONS:

- 12AS1800 (1318 xxx xxx)



Notes

12AS1800 R. 14,89-1,00

Our spare parts are not the originals but interchangeable with the originals ones. All original equipment manufacturers' numbers, pictures and models used in this catalogue are for reference only. Our products bear our trade-mark.

Our spare parts are not the originals but interchangeable with the originals ones. All original equipment manufacturers' numbers, pictures and models used in this catalogue are for reference only. Our products bear our trade-mark.

Fig.	CEI no.	ZF no.	Description	Q.ty	Notes	12AS1800				
1	128.327	1314 302 096	Front cover	1		●				
2	139.966	0750 111 348	Oil Seal 55x70x8	1		●				
3	189.678	1315 303 027	Rotor	1		●				
4	189.679	1314 202 039	Oil Pump Shaft	1		●				
5	189.728	1314 302 138	Oil Pump Cover	1		●				
6	188.273	1314 202 059	Piston	1		●				
7	111.428	1314 202 031	Elastic Ring	1		●				
8	130.823	0750 116 365	Bearing 65x120x23	1		●				
9	126.037	1314 302 184	Pulse disk	1		●				
10	269.320	0730 110 392	Thrust Washer	1		●				
11	244.298	1318 302 020	Constant gear	1		●				
12	102.704	1314 202 085	Input Shaft	1		●				
13	160.304	1328 302 016	Pin	1		●				
14	119.272	1328 202 042	Synchronizer Ring	1		●				
15	154.506	1314 302 188	Sliding Sleeve	1		●				
16	135.189	1328 302 132	Plate	1		●				
17	119.286	1328 202 043	Synchronizer Ring	1		●				
18	160.304	1328 302 016	Pin	3		●				
19	171.063	0635 470 046	Needle	3		●				
20	156.037	0732 040 385	Outer Spring De.6x34	3		●				
23	298.363	1314 202 089	Synchro Kit	1		●				
24	139.967	0630 502 075	Seal Ring	1		●				
25	244.299	1318 304 050	Constant Gear	1		●				
26	137.397	0750 115 435	Needle Cage	2		●				
27	154.507	1314 304 139	Sliding Sleeve	2		●				
28	269.176	1314 304 008	Follower ring inner Th.7,00 mm	6		●				
29	269.175	1314 304 119	Follower ring outer	3		●				
30	244.300	1318 304 019	Gear 2nd Speed	1		●				
31	154.508	1314 304 138	Sliding Sleeve	1		●				
32	244.301	1318 304 018	Gear 1st Speed	1		●				
33	244.302	1314 304 147	Reverse Gear	1		●				
34	103.303	1318 204 003	Main shaft	1		●				
35	160.305	0631 329 031	Pin	1		●				
36	130.993	0750 117 640	Bearing 50x90x28	4		●				
37	190.543	1318 203 003	Countershaft	1		●				
38	269.178	1314 303 077	Clutch disc	4		●				
39	269.796	0501 214 822	Clutch Disc	1		●				
40	298.364	1318 203 002	Clutch disc set	1		●				
41	128.329	1314 302 172	Cover	1		●				
43	160.307	1307 306 170	Pin	1		●				
44	156.213	0732 042 722	Spring	1		●				
45	190.544	1318 203 004	Countershaft	1		●				
46	107.270	1314 305 011	Reverse Shaft	2		●				

AS TRONIC
12AS1800

Date

06/2014

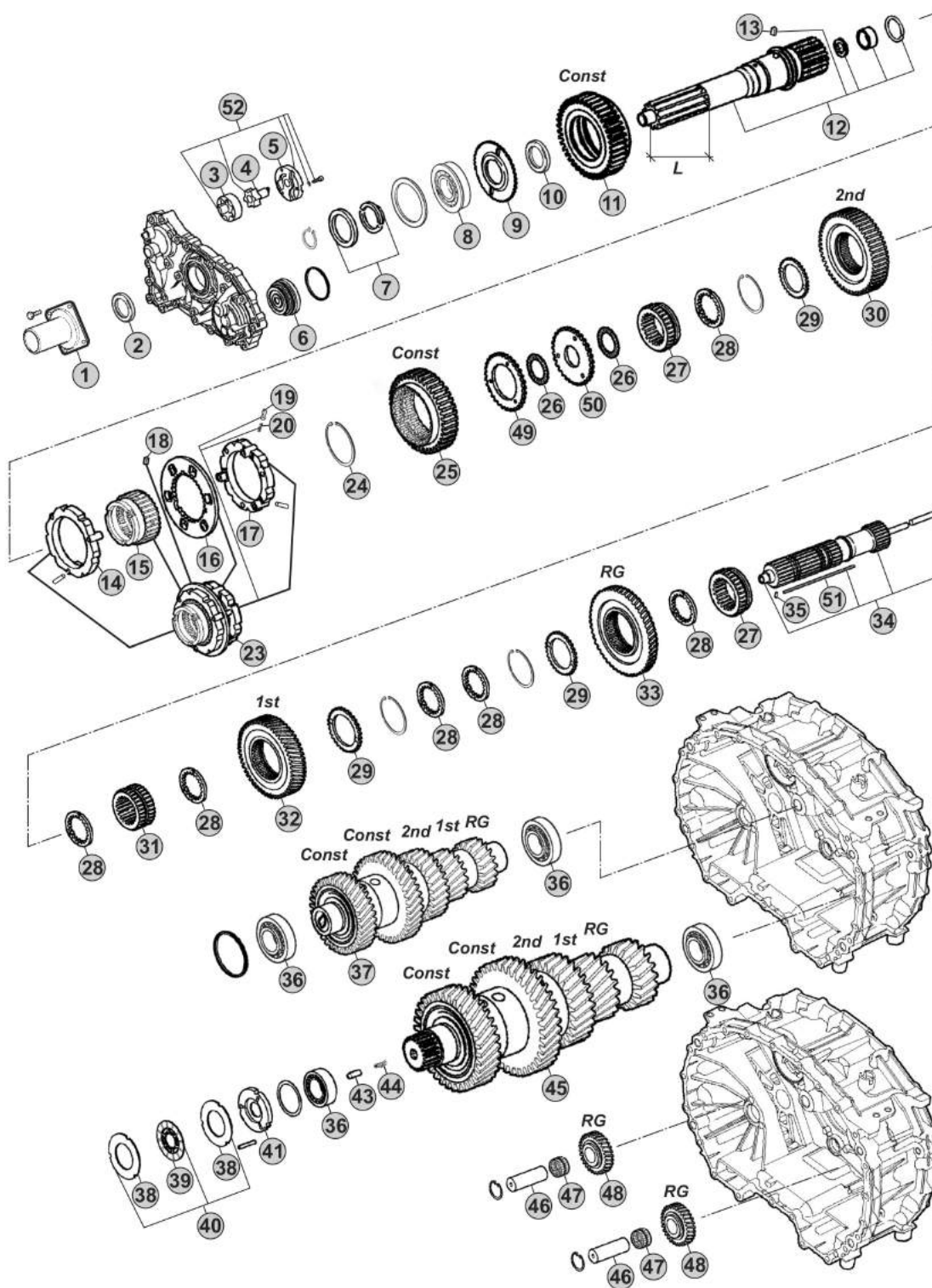
Notes

MODELS:

- AS TRONIC

VERSIONS:

- 12AS1800 (1318 xxx xxx)



Notes

12AS1800 R. 14,89-1,00

Our spare parts are not the originals but interchangeable with the originals ones. All original equipment manufacturers' numbers, pictures and models used in this catalogue are for reference only. Our products bear our trade-mark.

Fig.	CEI no.	ZF no.	Description	Q.ty	Notes	12AS1800				
47	137.808	0735 321 454	Needle Cage	2			●			
48	147.321	1314 305 016	Reverse Gear	2		●				
49	269.797	1314 302 177	Washer	1		●				
50	269.798	1314 302 179	Disk	1		●				
51	189.731	1318 304 047	Key	1		●				
52	280.823	1314 202 055	Oil Pump Kit	1		●				

**AS TRONIC
12AS1800**

Date _____ **Notes** _____

06/2014

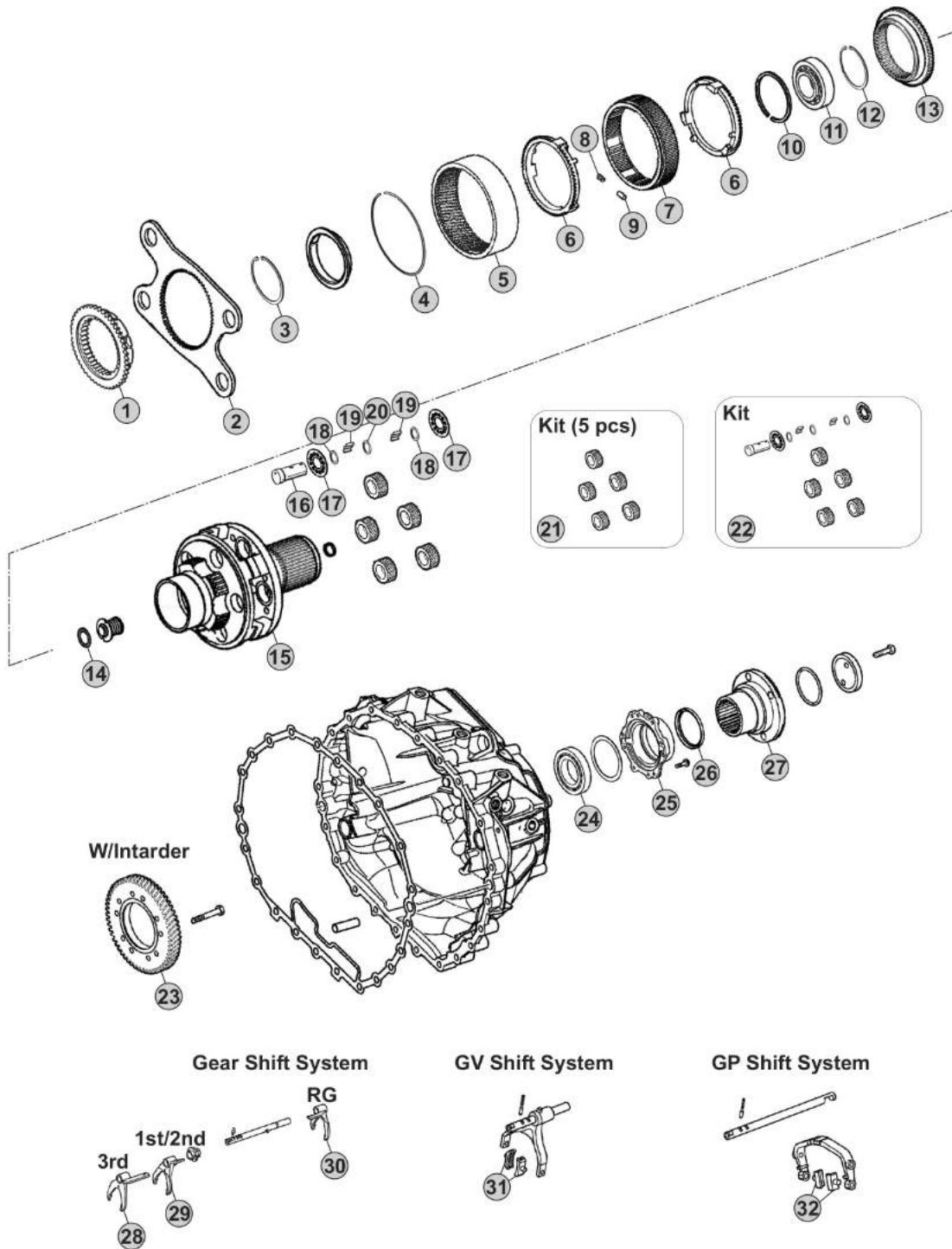


MODELS:

- AS TRONIC

VERSIONS:

- 12AS1800 (1318 xxx xxx)



Notes

12AS1800 R. 14,89-1,00

Our spare parts are not the originals but interchangeable with the originals ones. All original equipment manufacturers' numbers, pictures and models used in this catalogue are for reference only. Our products bear our trade-mark.

Fig.	CEI no.	ZF no.	Description	Q.ty	Notes	12AS1800						
1	109.748	1314 333 031	Synchronizer Cone	1		●						
2	135.267	1314 333 045	Flange GP	1		●						
3	111.429	0630 531 317	Retainer Ring	1		●						
4	111.430	0730 513 139	Elastic Ring	1		●						
5	123.330	1314 332 005	Crown Gear	1		●						
6	119.269	1328 333 005	Synchronizer ring	2		●						
7	154.509	1314 333 053	Sliding Sleeve	1		●						
8	156.125	0732 040 929	Spring De.6x36	6		●						
9	171.069	0730 162 804	Cylinder roller	6		●						
10	111.431	0630 513 237	Elastic Ring	1		●						
11	130.981	0750 118 284	Bearing 100x130x30	1		●						
12	111.402	0630 513 139	Elastic Ring	1		●						
13	109.866	1314 333 050	Synchronizer Cone	1		●						
14	137.397	0750 115 435	Needle Cage	1		●						
15	190.545	1314 232 020	Planetary Carrier	1		●						
16	107.271	1314 332 022	Planetary pin	5		●						
17	269.799	1297 232 048	Thrust Washer	10		●						
18	169.744	0730 107 168	Spacer Ring	10		●						
19	171.062	0750 119 116	Needle 10x16,80 (140 pcs)	140		●						
20	269.800	0730 109 005	Thrust Washer	5		●						
21	298.365	1314 232 002	Planetary Gear Set	1		●						
22	298.366	1314 232 016	Planetary Gear Set	1		●						
23	244.303	6085 301 050	Retarder Gear	1		●						
24	130.245	0750 116 394	Bearing 90x160x30	1		●						
25	128.328	1328 331 002	Cover	1		●						
26	139.633	0734 319 459	Seal Ring	1		●						
27	197.258	1314 332 054	Output Flange	1		●						
28		1318 306 022	Fork	1		●						
29		1318 306 021	Fork	1		●						
30		1318 306 023	Fork	1		●						
31	141.215	1328 312 005	Sliding Pad	2		●						
32	141.253	1314 334 003	Sliding Pad	2		●						

AS TRONIC
12AS1800

Date _____ Notes _____
06/2014

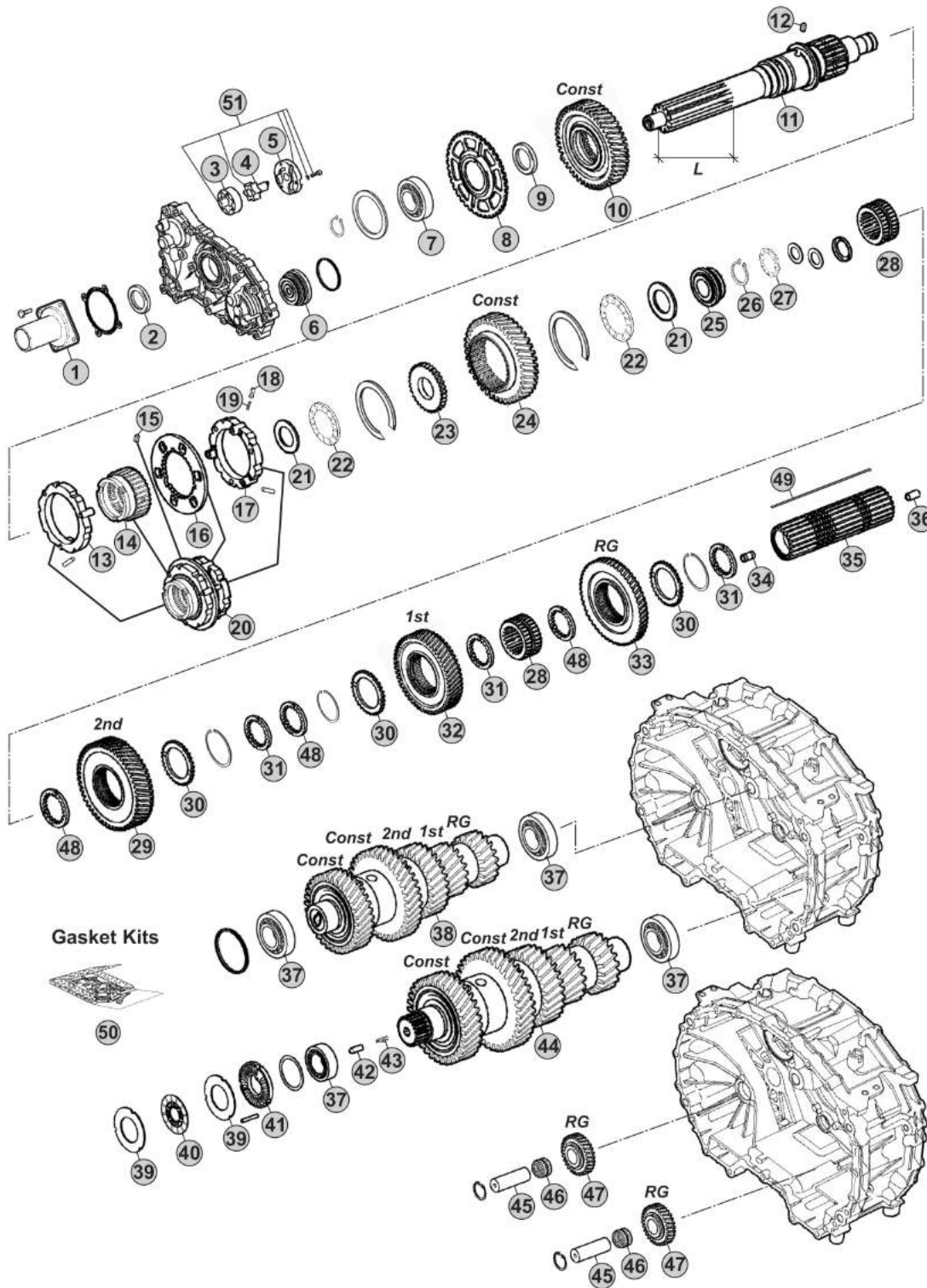


MODELS:

- AS TRONIC

VERSIONS:

- 12AS1930 (1327 xxx xxx)



Notes

(A) R. 12,33-0,78

(B) R. 15,86-1,00

Our spare parts are not the originals but interchangeable with the originals ones. All original equipment manufacturers' numbers, pictures and models used in this catalogue are for reference only. Our products bear our trade-mark.

Our spare parts are not the originals but interchangeable with the originals ones. All original equipment manufacturers' numbers, pictures and models used in this catalogue are for reference only. Our products bear our trade-mark.

Fig.	CEI no.	ZF no.	Description	Q.ty	Notes	12AS1930			
1	128.327	1314 302 096	Front cover	1		●			
2	139.966	0750 111 348	Oil Seal 55x70x8	1		●			
3	189.678	1315 303 027	Rotor	1		●			
4	189.679	1314 202 039	Oil Pump Shaft	1		●			
5	189.728	1314 302 138	Oil Pump Cover	1		●			
6	188.272	1328 202 024	Piston	1		●			
7	130.823	0750 116 365	Bearing 65x120x23	1		●			
8	126.032	1328 302 024	Speedometer Gear	1		●			
9	269.320	0730 110 392	Thrust Washer	1		●			
10	145.993	1327 302 006	Constant Gear 46 T	1	A	●			
10	244.013	1327 302 005	Constant Gear 36 T	1	B	●			
11	103.282	1328 302 077	Input Shaft L=116 mm	1		●			
11	103.220	1328 302 078	Input Shaft L=110 mm	1		●			
12	160.261	1328 302 072	Lock Pin	1		●			
13	119.272	1328 202 042	Synchronizer Ring	1		●			
14	154.422	1328 302 064	Sliding Sleeve	1		●			
15	160.261	1328 302 072	Lock Pin	1		●			
16	135.189	1328 302 132	Plate	1		●			
17	119.273	1328 202 044	Synchronizer Ring	1	A	●			
17	119.286	1328 202 043	Synchronizer Ring	1	B	●			
18	171.063	0635 470 046	Needle	3		●			
19	156.037	0732 040 385	Outer Spring De.6x34	3		●			
20	196.371	1328 298 001	Synchronizer Assy	1	A	●			
20	196.374	1328 298 002	Synchronizer Assy	1	B	●			
21	269.322	0730 111 066	Washer	2		●			
22	137.316	0735 321 487	Needle 43x73x8	2		●			
23	269.205	1328 302 061	Washer	1		●			
24	145.994	1327 304 015	Constant gear 40 T	1		●			
25	111.377	1328 302 075	Ring	1		●			
26	139.863	0730 513 641	Retaining Ring T.2,00	1		●			
27	137.376	0735 321 381	Needle 30x52x7,5 mm	1		●			
28	155.246	1328 304 064	Sliding Hub	2		●			
29	244.058	1327 304 024	Gear 2nd Speed 48 T	1		●			
30	269.175	1314 304 119	Follower ring outer	3		●			
31	269.176	1314 304 008	Follower ring inner Th.7,00 mm	3		●			
32	244.059	1328 304 060	Gear 1st Speed 54 T	1		●			
33	244.060	1328 304 061	Reverse Gear 50 T	1		●			
34	189.729	1314 304 097	Oil Tube	1		●			
35	103.243	1327 304 032	Main shaft	1		●			
36	189.730	1314 332 043	Oil Tube	1		●			
37	130.993	0750 117 640	Bearing 50x90x28	4		●			
38	190.428	1327 203 044	Countershaft 19/19/28/38/44 T	1	A	●			
38	190.426	1327 203 043	Countershaft 19/19/28/38/44 T	1	B	●			

 AS TRONIC
12AS1930

Date

06/2014

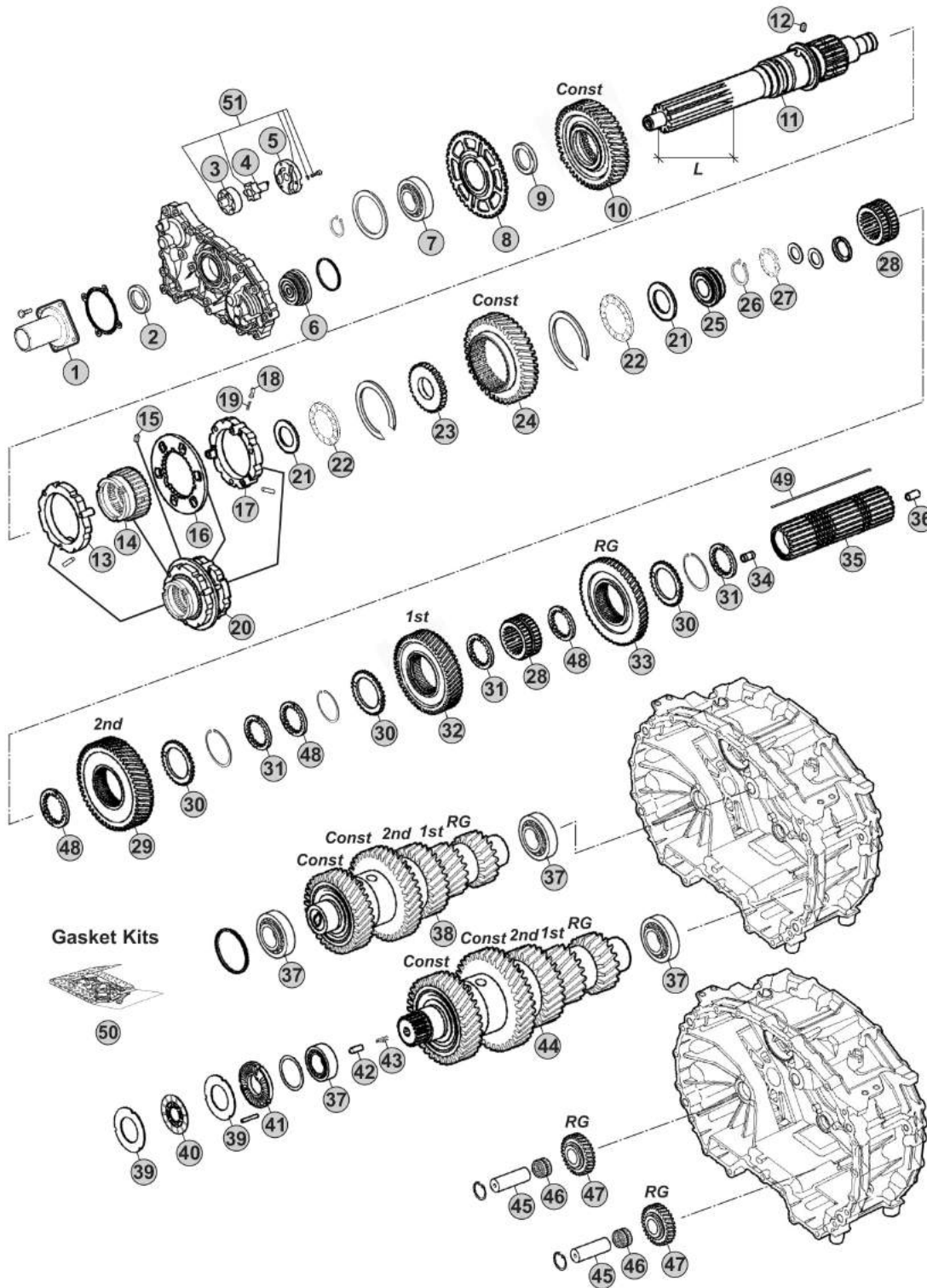
Notes

MODELS:

- AS TRONIC

VERSIONS:

- 12AS1930 (1327 xxx xxx)



Notes

- (A) R. 12,33-0,78
- (B) R. 15,86-1,00

Our spare parts are not the originals but interchangeable with the originals ones. All original equipment manufacturers' numbers, pictures and models used in this catalogue are for reference only. Our products bear our trade-mark.

Fig.	CEI no.	ZF no.	Description	Q.ty	Notes	12AS1930				
39	269.178	1314 303 077	Clutch disc	4		●				
40	269.793	0501 214 821	Clutch Disc	2		●				
41	128.226	1328 302 118	Cover	1		●				
42	<i>160.303</i>	0731 208 242	Pin	1		●				
43	<i>156.212</i>	0732 042 766	Spring	1		●				
44	190.429	1327 203 046	Countershaft 19/19/28/38/44 T	1	A	●				
44	190.427	1327 203 045	Countershaft 19/19/28/38/44 T	1	B	●				
45	107.269	1328 305 007	Reverse Shaft	2		●				
46	137.808	0735 321 454	Needle Cage	2		●				
47	147.302	1328 305 014	Reverse Gear 29 T	2		●				
48	269.176	1314 304 008	Follower ring inner Th.7,00 mm	3		●				
48	269.354	1327 304 033	Spacer Th 7,05 mm	3		●				
48	269.355	1327 304 034	Spacer Th.7,10 mm	3		●				
48	269.356	1327 304 035	Spacer Th.7,15 mm	3		●				
48	269.357	1327 304 036	Spacer Th.7,20 mm	3		●				
49	<i>189.653</i>	1328 304 035	Key	1		●				
50	298.158	1327 298 001	Gasket Kit	1		●				
51	280.823	1314 202 055	Oil Pump Kit	1		●				

AS TRONIC
12AS1930

Date 06/2014 Notes _____

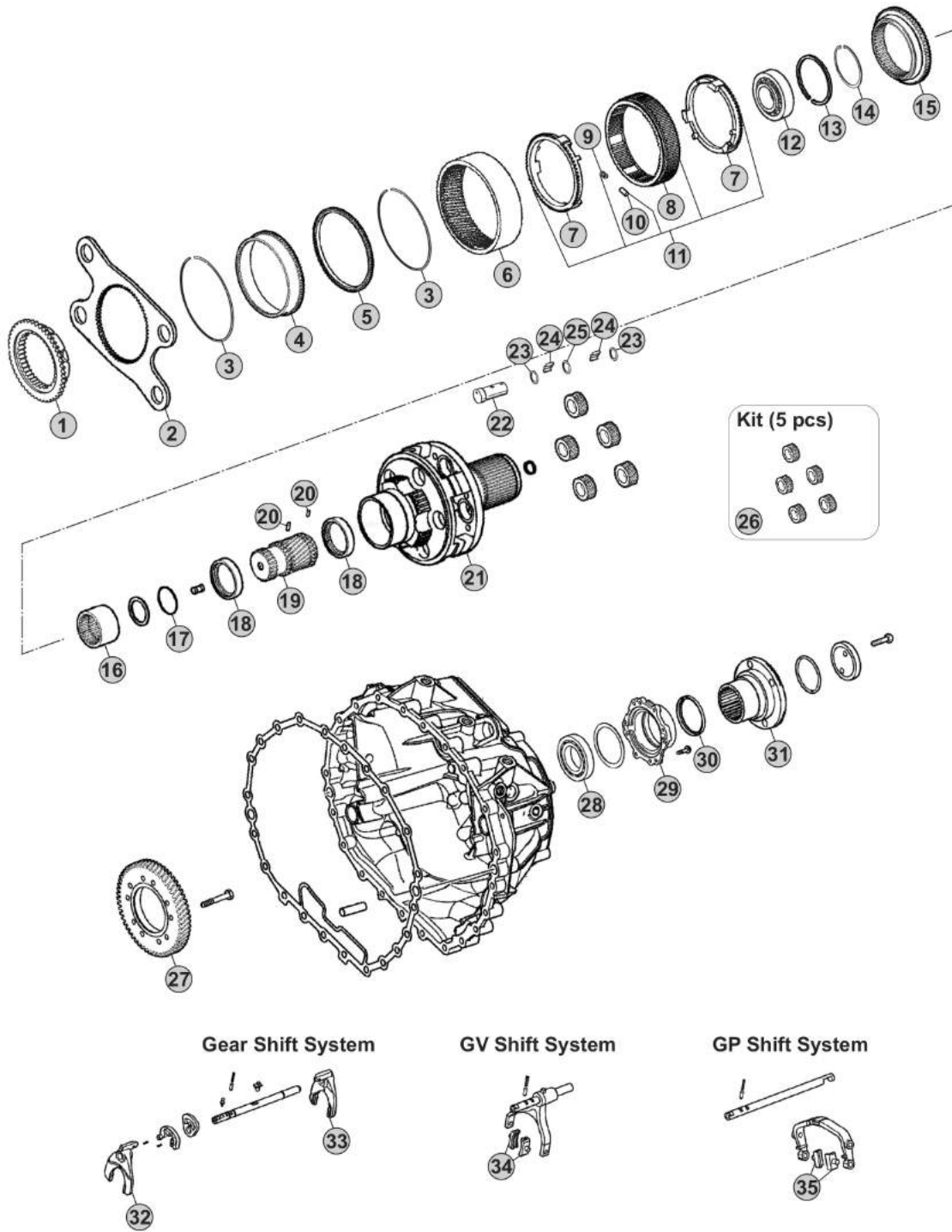


MODELS:

- AS TRONIC

VERSIONS:

- 12AS1930 (1327 xxx xxx)



Our spare parts are not the originals but interchangeable with the originals ones. All original equipment manufacturers' numbers, pictures and models used in this catalogue are for reference only. Our products bear our trade-mark.

Notes

[Empty space for notes]

Our spare parts are not the originals but interchangeable with the originals ones. All original equipment manufacturers' numbers, pictures and models used in this catalogue are for reference only. Our products bear our trade-mark.

Fig.	CEI no.	ZF no.	Description	Q.ty	Notes	12AS1930			
1	109.748	1314 333 031	Synchronizer Cone	1		●			
2	298.146	1328 333 006	Flange GP	1		●			
3	111.373	0730 513 682	Retainer ring	2		●			
4	123.290	1328 332 024	Inside crown support 82 T	1		●			
5	119.274	1328 332 046	Synchronizer ring	1		●			
6	123.289	1328 332 045	Crown Gear 82 T	1		●			
7	119.269	1328 333 005	Synchronizer ring	2		●			
8	154.419	1328 333 003	Sliding Sleeve	1		●			
9	156.125	0732 040 929	Spring De.6x36	6		●			
10	171.069	0730 162 804	Cylinder roller	6		●			
11	298.894	1328 233 001	Synchro Kit	1		●			
12	130.981	0750 118 284	Bearing 100x130x30	1		●			
13	111.402	0630 513 139	Elastic Ring	1		●			
14	111.401	0730 513 745	Lock Ring A=2,50	1		●			
15	109.749	1328 333 009	Synchronizer Cone	1		●			
16	154.488	1328 304 068	Sliding Sleeve	1		●			
17	111.406	0630 502 218	Lock Ring 64x2	1		●			
18	269.794	1328 332 023	Pressure Disc	2		●			
19	157.744	1328 332 030	Sun Gear 23 T	1		●			
20	160.279	7636 038 103	Pin	2		●			
21	190.430	1328 232 011	Planetary Carrier	1	W/out Retarder	●			
21	190.493	1328 232 016	Planetary Carrier	1	W/Retarder	●			
22	107.236	1328 332 041	Planetary pin	5		●			
23	269.009	0730 109 323	Spacer Ring	10		●			
24	171.062	0750 119 116	Needle 10x16,80 (140 pcs)	140		●			
25	269.647	0730 109 640	Thrust Washer T.9,00 mm	5		●			
26	298.248	1328 232 006	Planetary Gear Set	1		●			
27	244.191	6085 301 217	Gear 57 T	1	With Retarder	●			
28	130.245	0750 116 394	Bearing 90x160x30	1		●			
29	128.328	1328 331 002	Cover	1		●			
30	139.633	0734 319 459	Seal Ring	1		●			
31	197.258	1314 332 054	Output Flange	1		●			
31		1327 332 004	Output Flange	1		●			
32	141.227	1328 306 026	Fork	1		●			
33	141.243	1327 306 007	Fork	1		●			
34	141.215	1328 312 005	Sliding Pad	2		●			
35	141.214	1328 334 004	Sliding Pad	2		●			

AS TRONIC
12AS1930

Date 06/2014 Notes _____

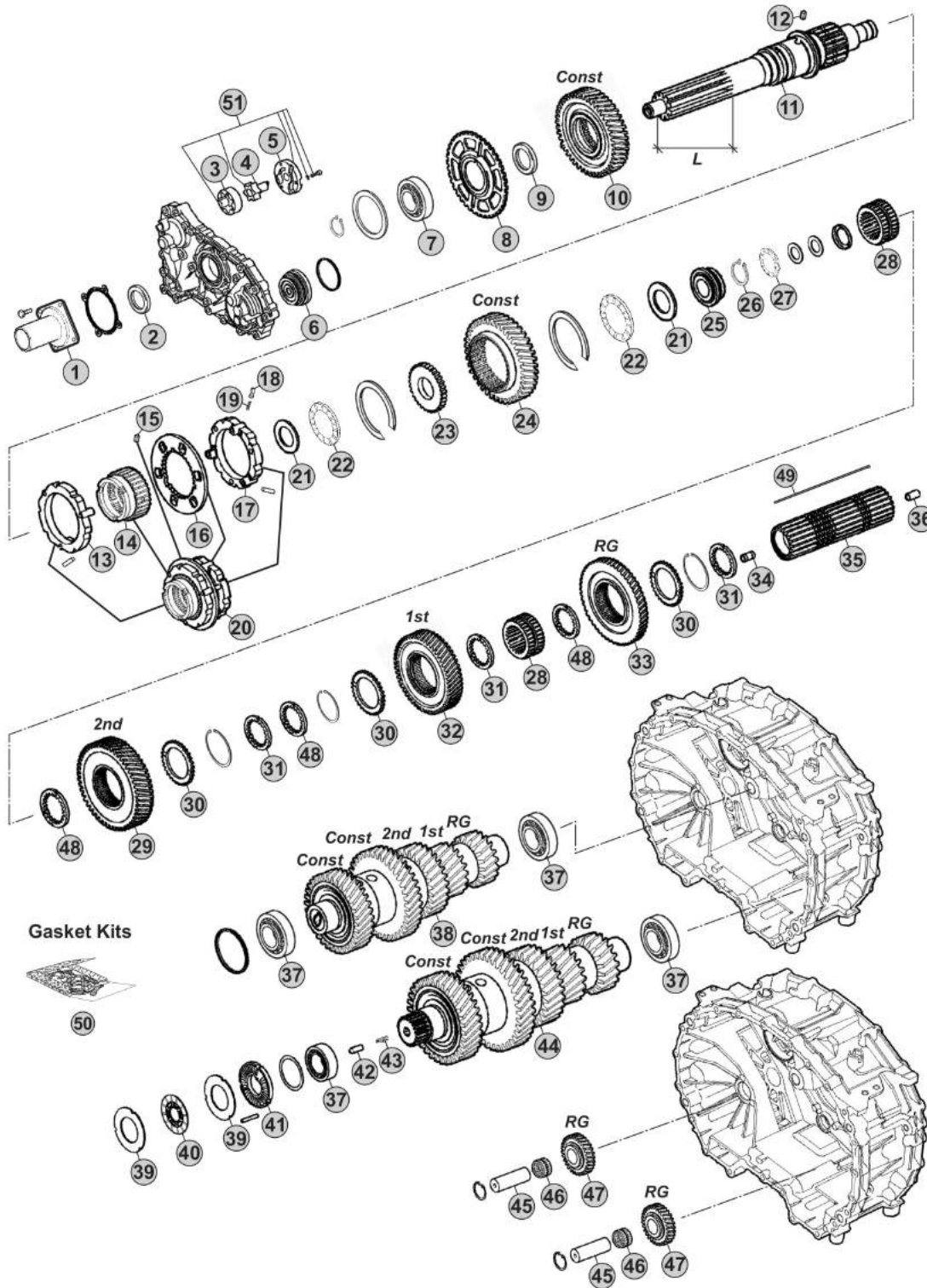


MODELS:

- AS TRONIC

VERSIONS:

- 12AS1931 (1327 xxx xxx)



Notes

- (A) R. 12,33-0,78
- (B) R. 15,86-1,00

Our spare parts are not the originals but interchangeable with the originals ones. All original equipment manufacturers' numbers, pictures and models used in this catalogue are for reference only. Our products bear our trade-mark.

Fig.	CEI no.	ZF no.	Description	Q.ty	Notes	12AS1931			
1	128.327	1314 302 096	Front cover	1		●			
2	139.966	0750 111 348	Oil Seal 55x70x8	1		●			
3	189.678	1315 303 027	Rotor	1		●			
4	189.679	1314 202 039	Oil Pump Shaft	1		●			
5	189.728	1314 302 138	Oil Pump Cover	1		●			
6	188.272	1328 202 024	Piston	1		●			
7	130.823	0750 116 365	Bearing 65x120x23	1		●			
8	126.032	1328 302 024	Speedometer Gear	1		●			
9	269.320	0730 110 392	Thrust Washer	1		●			
10	145.993	1327 302 006	Constant Gear 46 T	1	A	●			
10	244.013	1327 302 005	Constant Gear 36 T	1	B	●			
11	103.282	1328 302 077	Input Shaft L=116 mm	1		●			
11	103.220	1328 302 078	Input Shaft L=110 mm	1		●			
12	160.261	1328 302 072	Lock Pin	1		●			
13	119.272	1328 202 042	Synchronizer Ring	1		●			
14	154.422	1328 302 064	Sliding Sleeve	1		●			
15	160.261	1328 302 072	Lock Pin	1		●			
16	135.189	1328 302 132	Plate	1		●			
17	119.273	1328 202 044	Synchronizer Ring	1	A	●			
17	119.286	1328 202 043	Synchronizer Ring	1	B	●			
18	171.063	0635 470 046	Needle	3		●			
19	156.037	0732 040 385	Outer Spring De.6x34	3		●			
20	196.371	1328 298 001	Synchronizer Assy	1	A	●			
20	196.374	1328 298 002	Synchronizer Assy	1	B	●			
21	269.322	0730 111 066	Washer	2		●			
22	137.316	0735 321 487	Needle 43x73x8	2		●			
23	269.205	1328 302 061	Washer	1		●			
24	145.994	1327 304 015	Constant gear 40 T	1		●			
25	111.377	1328 302 075	Ring	1		●			
26	139.863	0730 513 641	Retaining Ring T.2,00	1		●			
27	137.376	0735 321 381	Needle 30x52x7,5 mm	1		●			
28	155.246	1328 304 064	Sliding Hub	2		●			
29	244.058	1327 304 024	Gear 2nd Speed 48 T	1		●			
30	269.175	1314 304 119	Follower ring outer	3		●			
31	269.176	1314 304 008	Follower ring inner Th.7,00 mm	3		●			
32	244.059	1328 304 060	Gear 1st Speed 54 T	1		●			
33	244.060	1328 304 061	Reverse Gear 50 T	1		●			
34	189.729	1314 304 097	Oil Tube	1		●			
35	103.243	1327 304 032	Main shaft	1		●			
36	189.730	1314 332 043	Oil Tube	1		●			
37	130.993	0750 117 640	Bearing 50x90x28	4		●			
38	190.428	1327 203 044	Countershaft 19/19/28/38/44 T	1	A	●			
38	190.426	1327 203 043	Countershaft 19/19/28/38/44 T	1	B	●			

AS TRONIC
12AS1931

Date

06/2014

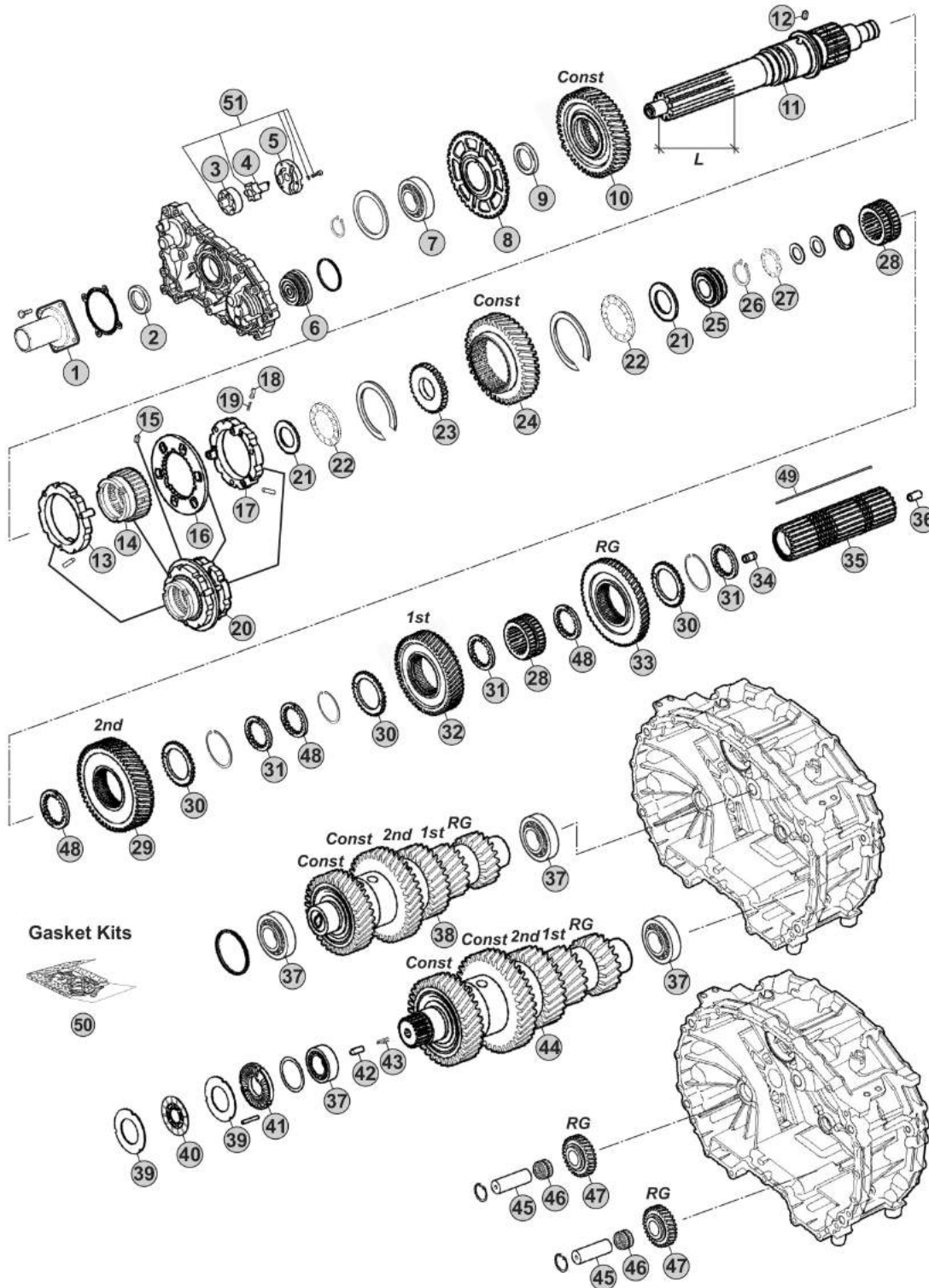
Notes

MODELS:

- AS TRONIC

VERSIONS:

- 12AS1931 (1327 xxx xxx)



Notes

- (A) R. 12,33-0,78
- (B) R. 15,86-1,00

Our spare parts are not the originals but interchangeable with the originals ones. All original equipment manufacturers' numbers, pictures and models used in this catalogue are for reference only. Our products bear our trade-mark.

Fig.	CEI no.	ZF no.	Description	Q.ty	Notes	<i>12AS1931</i>					
39	269.178	1314 303 077	Clutch disc	4		●					
40	269.793	0501 214 821	Clutch Disc	2		●					
41	128.226	1328 302 118	Cover	1		●					
42	160.303	0731 208 242	Pin	1		●					
43	156.212	0732 042 766	Spring	1		●					
44	190.429	1327 203 046	Countershaft 19/19/28/38/44 T	1	A	●					
44	190.427	1327 203 045	Countershaft 19/19/28/38/44 T	1	B	●					
45	107.269	1328 305 007	Reverse Shaft	2		●					
46	137.808	0735 321 454	Needle Cage	2		●					
47	147.302	1328 305 014	Reverse Gear 29 T	2		●					
48	269.176	1314 304 008	Follower ring inner Th.7,00 mm	3		●					
48	269.354	1327 304 033	Spacer Th 7,05 mm	3		●					
48	269.355	1327 304 034	Spacer Th.7,10 mm	3		●					
48	269.356	1327 304 035	Spacer Th.7,15 mm	3		●					
48	269.357	1327 304 036	Spacer Th.7,20 mm	3		●					
49	189.653	1328 304 035	Key	1		●					
50	298.158	1327 298 001	Gasket Kit	1		●					
51	280.823	1314 202 055	Oil Pump Kit	1		●					

AS TRONIC
12AS1931

Date 06/2014 Notes _____

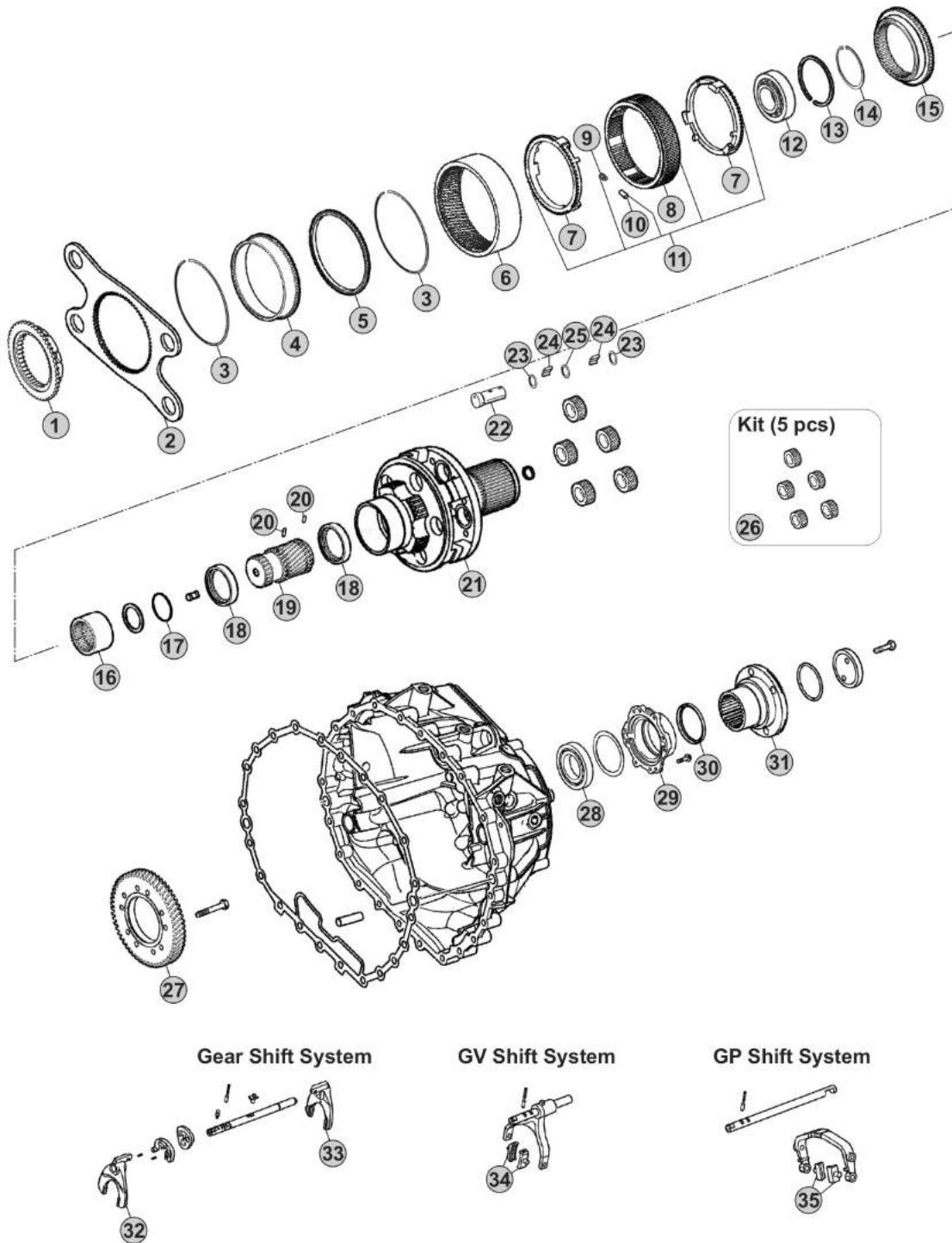


MODELS:

- AS TRONIC

VERSIONS:

- 12AS1931 (1327 xxx xxx)



Our spare parts are not the originals but interchangeable with the originals ones. All original equipment manufacturers' numbers, pictures and models used in this catalogue are for reference only. Our products bear our trade-mark.

Notes

Our spare parts are not the originals but interchangeable with the originals ones. All original equipment manufacturers' numbers, pictures and models used in this catalogue are for reference only. Our products bear our trade-mark.

Fig.	CEI no.	ZF no.	Description	Q.ty	Notes	12AS1931				
1	109.748	1314 333 031	Synchronizer Cone	1		●				
2	298.146	1328 333 006	Flange GP	1		●				
3	111.373	0730 513 682	Retainer ring	2		●				
4	123.290	1328 332 024	Inside crown support 82 T	1		●				
5	119.274	1328 332 046	Synchronizer ring	1		●				
6	123.289	1328 332 045	Crown Gear 82 T	1		●				
7	119.269	1328 333 005	Synchronizer ring	2		●				
8	154.419	1328 333 003	Sliding Sleeve	1		●				
9	156.125	0732 040 929	Spring De.6x36	6		●				
10	171.069	0730 162 804	Cylinder roller	6		●				
11	298.894	1328 233 001	Synchro Kit	1		●				
12	130.981	0750 118 284	Bearing 100x130x30	1		●				
13	111.402	0630 513 139	Elastic Ring	1		●				
14	111.401	0730 513 745	Lock Ring A=2,50	1		●				
15	109.749	1328 333 009	Synchronizer Cone	1		●				
16	154.488	1328 304 068	Sliding Sleeve	1		●				
17	111.406	0630 502 218	Lock Ring 64x2	1		●				
18	269.794	1328 332 023	Pressure Disc	2		●				
19	157.744	1328 332 030	Sun Gear 23 T	1		●				
20	160.279	7636 038 103	Pin	2		●				
21	190.430	1328 232 011	Planetary Carrier	1	W/out Retarder	●				
21	190.493	1328 232 016	Planetary Carrier	1	W/Retarder	●				
22	107.236	1328 332 041	Planetary pin	5		●				
23	269.009	0730 109 323	Spacer Ring	10		●				
24	171.062	0750 119 116	Needle 10x16,80 (140 pcs)	140		●				
25	269.647	0730 109 640	Thrust Washer T.9,00 mm	5		●				
26	298.248	1328 232 006	Planetary Gear Set	1		●				
27	244.191	6085 301 217	Gear 57 T	1	With Retarder	●				
28	130.245	0750 116 394	Bearing 90x160x30	1		●				
29	128.328	1328 331 002	Cover	1		●				
30	139.633	0734 319 459	Seal Ring	1		●				
31	197.258	1314 332 054	Output Flange	1		●				
31		1327 332 004	Output Flange	1		●				
32	141.227	1328 306 026	Fork	1		●				
33	141.243	1327 306 007	Fork	1		●				
34	141.215	1328 312 005	Sliding Pad	2		●				
35	141.214	1328 334 004	Sliding Pad	2		●				

AS TRONIC
12AS1931

Date _____ Notes _____
06/2014

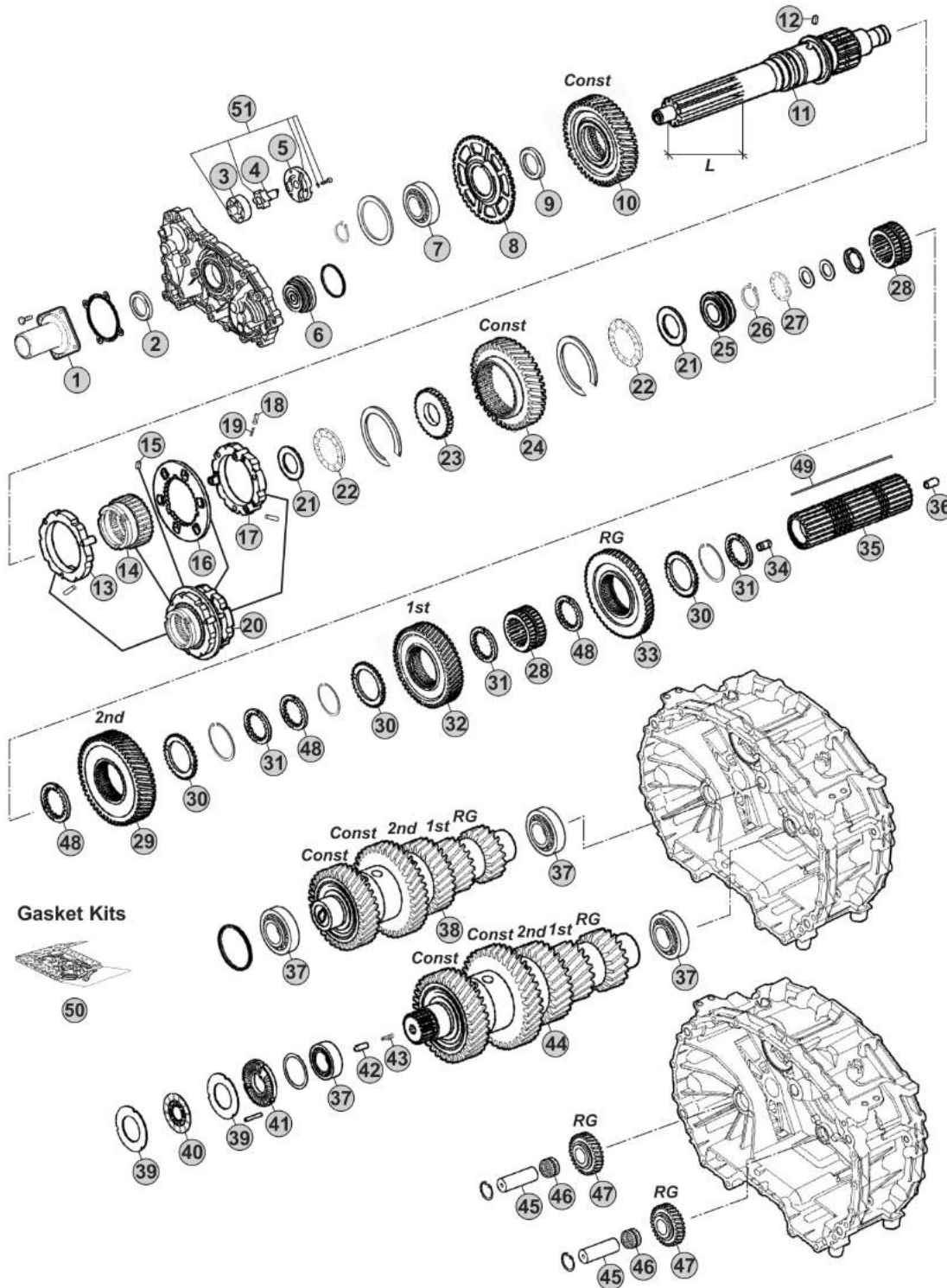


MODELS:

- AS TRONIC

VERSIONS:

- 12AS1935 (1327 xxx xxx)



Notes

12AS1935 R. 15,86-1,00

Our spare parts are not the originals but interchangeable with the originals ones. All original equipment manufacturers' numbers, pictures and models used in this catalogue are for reference only. Our products bear our trade-mark.

Fig.	CEI no.	ZF no.	Description	Q.ty	Notes	12AS1935			
1	128.327	1314 302 096	Front cover	1		●			
2	139.966	0750 111 348	Oil Seal 55x70x8	1		●			
3	189.678	1315 303 027	Rotor	1		●			
4	189.679	1314 202 039	Oil Pump Shaft	1		●			
5	189.728	1314 302 138	Oil Pump Cover	1		●			
6	188.272	1328 202 024	Piston	1		●			
7	130.823	0750 116 365	Bearing 65x120x23	1		●			
8	126.032	1328 302 024	Speedometer Gear	1		●			
9	269.320	0730 110 392	Thrust Washer	1		●			
10	244.013	1327 302 005	Constant Gear 36 T	1		●			
11	103.282	1328 302 077	Input Shaft L=116 mm	1		●			
12	160.261	1328 302 072	Lock Pin	1		●			
13	119.272	1328 202 042	Synchronizer Ring	1		●			
14	154.422	1328 302 064	Sliding Sleeve	1		●			
15	160.261	1328 302 072	Lock Pin	1		●			
16	135.189	1328 302 132	Plate	1		●			
17	119.286	1328 202 043	Synchronizer Ring	1		●			
18	171.063	0635 470 046	Needle	3		●			
19	156.037	0732 040 385	Outer Spring De.6x34	3		●			
20	196.374	1328 298 002	Synchronizer Assy	1		●			
21	269.322	0730 111 066	Washer	2		●			
22	137.316	0735 321 487	Needle 43x73x8	2		●			
23	269.205	1328 302 061	Washer	1		●			
24	145.994	1327 304 015	Constant gear 40 T	1		●			
25	111.377	1328 302 075	Ring	1		●			
26	139.863	0730 513 641	Retaining Ring T.2,00	1		●			
27	137.376	0735 321 381	Needle 30x52x7,5 mm	1		●			
28	155.246	1328 304 064	Sliding Hub	2		●			
29	244.058	1327 304 024	Gear 2nd Speed 48 T	1		●			
30	269.175	1314 304 119	Follower ring outer	3		●			
31	269.176	1314 304 008	Follower ring inner Th.7,00 mm	3		●			
32	244.059	1328 304 060	Gear 1st Speed 54 T	1		●			
33	244.060	1328 304 061	Reverse Gear 50 T	1		●			
34	189.729	1314 304 097	Oil Tube	1		●			
35	103.243	1327 304 032	Main shaft	1		●			
36	189.730	1314 332 043	Oil Tube	1		●			
37	130.993	0750 117 640	Bearing 50x90x28	4		●			
38	190.426	1327 203 043	Countershaft 19/19/28/38/44 T	1		●			
39	269.178	1314 303 077	Clutch disc	4		●			
40	269.793	0501 214 821	Clutch Disc	2		●			
41	128.226	1328 302 118	Cover	1		●			
42	160.303	0731 208 242	Pin	1		●			
43	156.212	0732 042 766	Spring	1		●			

AS TRONIC
12AS1935

Date

06/2014

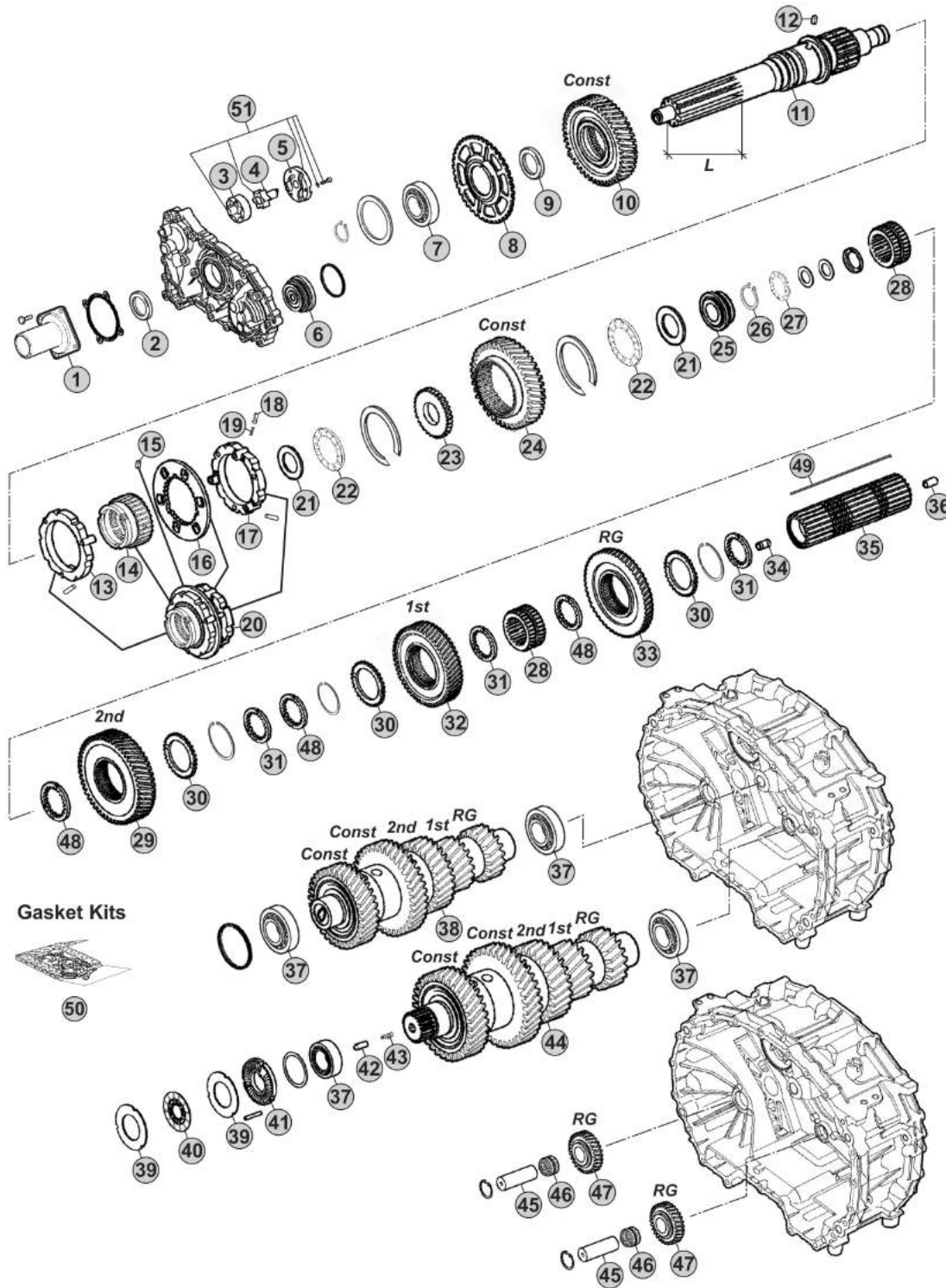
Notes

MODELS:

- AS TRONIC

VERSIONS:

- 12AS1935 (1327 xxx xxx)



Notes

12AS1935 R. 15,86-1,00

Our spare parts are not the originals but interchangeable with the originals ones. All original equipment manufacturers' numbers, pictures and models used in this catalogue are for reference only. Our products bear our trade-mark.

Our spare parts are not the originals but interchangeable with the originals ones. All original equipment manufacturers' numbers, pictures and models used in this catalogue are for reference only. Our products bear our trade-mark.

Fig.	CEI no.	ZF no.	Description	Q.ty	Notes				
44	190.427	1327 203 045	Countershaft 19/19/28/38/44 T	1		●			
45	107.269	1328 305 007	Reverse Shaft	2		●			
46	137.808	0735 321 454	Needle Cage	2		●			
47	147.302	1328 305 014	Reverse Gear 29 T	2		●			
48	269.176	1314 304 008	Follower ring inner Th.7,00 mm	3		●			
48	269.354	1327 304 033	Spacer Th 7,05 mm	3		●			
48	269.355	1327 304 034	Spacer Th.7,10 mm	3		●			
48	269.356	1327 304 035	Spacer Th.7,15 mm	3		●			
48	269.357	1327 304 036	Spacer Th.7,20 mm	3		●			
49	189.653	1328 304 035	Key	1		●			
50	298.158	1327 298 001	Gasket Kit	1		●			
51	280.823	1314 202 055	Oil Pump Kit	1		●			

12AS1935

AS TRONIC
12AS1935

Date _____
06/2014

Notes _____

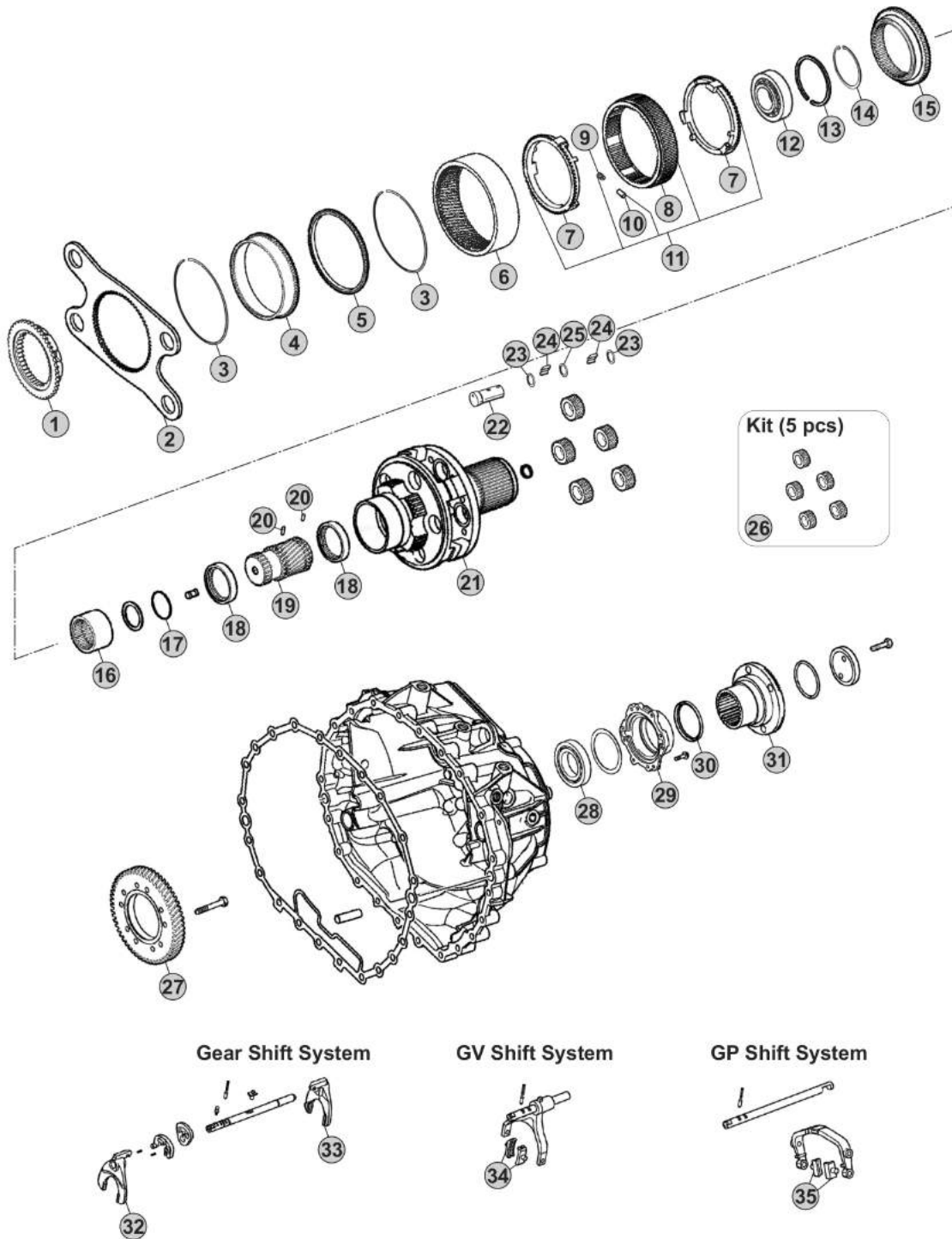


MODELS:

- AS TRONIC

VERSIONS:

- 12AS1935 (1327 xxx xxx)



Our spare parts are not the originals but interchangeable with the originals ones. All original equipment manufacturers' numbers, pictures and models used in this catalogue are for reference only. Our products bear our trade-mark.

Notes

12AS1935 R. 15,86-1,00

Our spare parts are not the originals but interchangeable with the originals ones. All original equipment manufacturers' numbers, pictures and models used in this catalogue are for reference only. Our products bear our trade-mark.

12AS1935

Fig.	CEI no.	ZF no.	Description	Q.ty	Notes				
1	109.748	1314 333 031	Synchronizer Cone	1		●			
2	298.146	1328 333 006	Flange GP	1		●			
3	111.373	0730 513 682	Retainer ring	2		●			
4	123.290	1328 332 024	Inside crown support 82 T	1		●			
5	119.274	1328 332 046	Synchronizer ring	1		●			
6	123.289	1328 332 045	Crown Gear 82 T	1		●			
7	119.269	1328 333 005	Synchronizer ring	2		●			
8	154.419	1328 333 003	Sliding Sleeve	1		●			
9	156.125	0732 040 929	Spring De.6x36	6		●			
10	171.069	0730 162 804	Cylinder roller	6		●			
11	298.894	1328 233 001	Synchro Kit	1		●			
12	130.981	0750 118 284	Bearing 100x130x30	1		●			
13	111.402	0630 513 139	Elastic Ring	1		●			
14	111.401	0730 513 745	Lock Ring A=2,50	1		●			
15	109.749	1328 333 009	Synchronizer Cone	1		●			
16	154.488	1328 304 068	Sliding Sleeve	1		●			
17	111.406	0630 502 218	Lock Ring 64x2	1		●			
18	269.794	1328 332 023	Pressure Disc	2		●			
19	157.744	1328 332 030	Sun Gear 23 T	1		●			
20	160.279	7636 038 103	Pin	2		●			
21	190.430	1328 232 011	Planetary Carrier	1	W/out Retarder	●			
21	190.493	1328 232 016	Planetary Carrier	1	W/Retarder	●			
22	107.236	1328 332 041	Planetary pin	5		●			
23	269.009	0730 109 323	Spacer Ring	10		●			
24	171.062	0750 119 116	Needle 10x16,80 (140 pcs)	140		●			
25	269.647	0730 109 640	Thrust Washer T.9,00 mm	5		●			
26	298.248	1328 232 006	Planetary Gear Set	1		●			
27	244.191	6085 301 217	Gear 57 T	1	With Retarder	●			
28	130.245	0750 116 394	Bearing 90x160x30	1		●			
29	128.328	1328 331 002	Cover	1		●			
30	139.633	0734 319 459	Seal Ring	1		●			
31		1327 332 005	Output Flange	1		●			
32	141.227	1328 306 026	Fork	1		●			
33	141.243	1327 306 007	Fork	1		●			
34	141.215	1328 312 005	Sliding Pad	2		●			
35	141.214	1328 334 004	Sliding Pad	2		●			

AS TRONIC 12AS1935

Date 06/2014 Notes

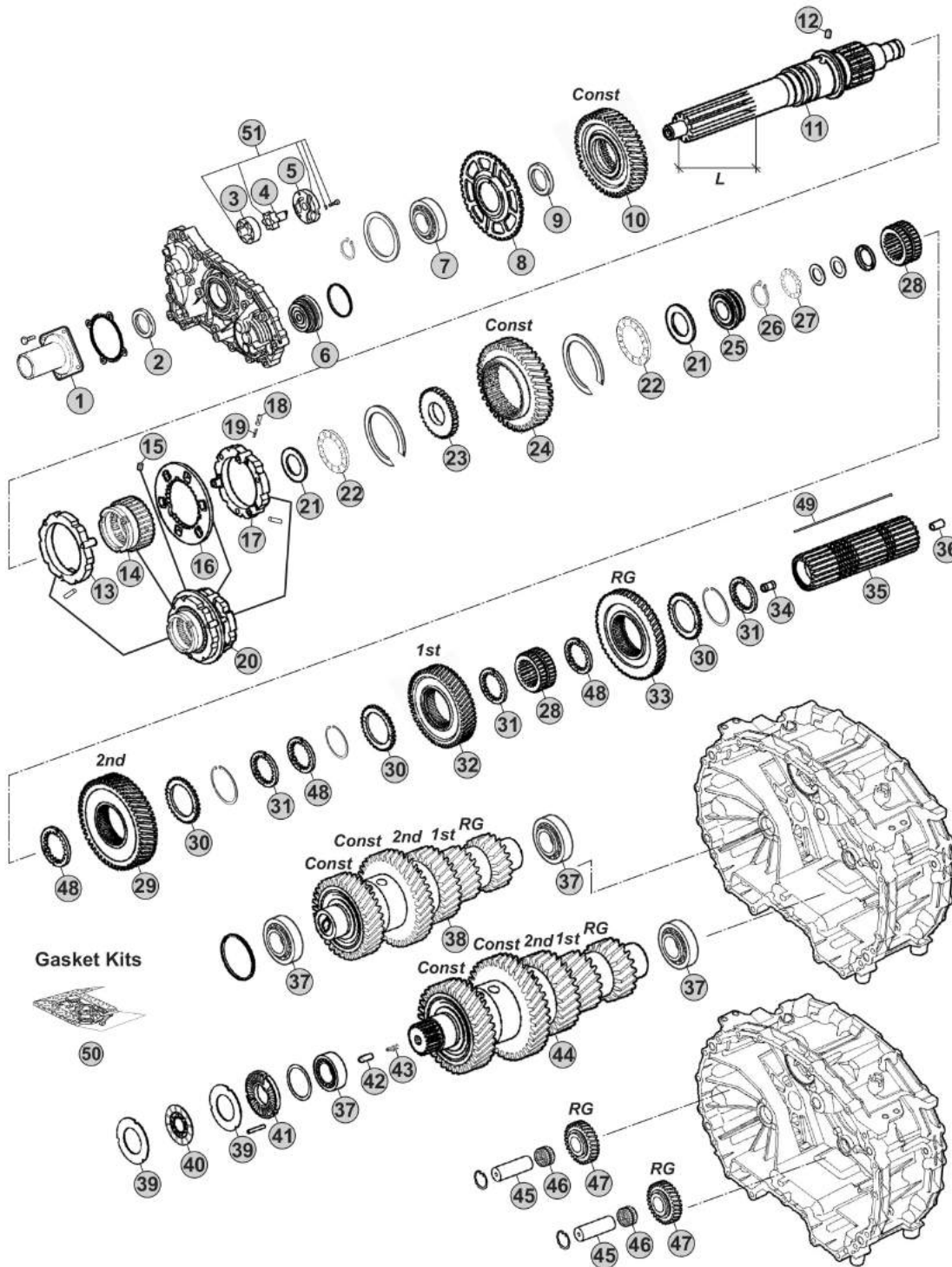


MODELS:

- AS TRONIC

VERSIONS:

- 12AS2001 (1348 xxx xxx)



Notes

12AS2001 R. 12,33-0,78

Our spare parts are not the originals but interchangeable with the originals ones. All original equipment manufacturers' numbers, pictures and models used in this catalogue are for reference only. Our products bear our trade-mark.

Our spare parts are not the originals but interchangeable with the originals ones. All original equipment manufacturers' numbers, pictures and models used in this catalogue are for reference only. Our products bear our trade-mark.

Fig.	CEI no.	ZF no.	Description	Q.ty	Notes	12AS2001				
1	128.327	1314 302 096	Front cover	1		●				
2	139.966	0750 111 348	Oil Seal 55x70x8	1		●				
3	189.678	1315 303 027	Rotor	1		●				
4	189.679	1314 202 039	Oil Pump Shaft	1		●				
5	189.728	1314 302 138	Oil Pump Cover	1		●				
6	188.272	1328 202 024	Piston	1		●				
7	130.823	0750 116 365	Bearing 65x120x23	1		●				
8	126.032	1328 302 024	Speedometer Gear	1		●				
9	269.320	0730 110 392	Thrust Washer	1		●				
10	145.993	1327 302 006	Constant Gear 46 T	1		●				
11	103.220	1328 302 078	Input Shaft L=110 mm	1		●				
12	160.261	1328 302 072	Lock Pin	1		●				
13	119.272	1328 202 042	Synchronizer Ring	1		●				
14	154.422	1328 302 064	Sliding Sleeve	1		●				
15	160.261	1328 302 072	Lock Pin	1		●				
16	135.189	1328 302 132	Plate	1		●				
17	119.273	1328 202 044	Synchronizer Ring	1		●				
18	171.063	0635 470 046	Needle	3		●				
19	156.037	0732 040 385	Outer Spring De.6x34	3		●				
20	196.371	1328 298 001	Synchronizer Assy	1		●				
21	269.322	0730 111 066	Washer	2		●				
22	137.316	0735 321 487	Needle 43x73x8	2		●				
23	269.205	1328 302 061	Washer	1		●				
24	145.994	1327 304 015	Constant gear 40 T	1		●				
25	111.377	1328 302 075	Ring	1		●				
26	139.863	0730 513 641	Retaining Ring T.2,00	1		●				
27	137.376	0735 321 381	Needle 30x52x7,5 mm	1		●				
28	155.246	1328 304 064	Sliding Hub	2		●				
29	244.058	1327 304 024	Gear 2nd Speed 48 T	1		●				
30	269.175	1314 304 119	Follower ring outer	3		●				
31	269.176	1314 304 008	Follower ring inner Th.7,00 mm	3		●				
32	244.059	1328 304 060	Gear 1st Speed 54 T	1		●				
33	244.060	1328 304 061	Reverse Gear 50 T	1		●				
34	189.729	1314 304 097	Oil Tube	1		●				
35	103.243	1327 304 032	Main shaft	1		●				
36	189.730	1314 332 043	Oil Tube	1		●				
37	130.993	0750 117 640	Bearing 50x90x28	4		●				
38	190.428	1327 203 044	Countershaft 19/19/28/38/44 T	1		●				
39	269.178	1314 303 077	Clutch disc	4		●				
40	269.793	0501 214 821	Clutch Disc	2		●				
41	128.226	1328 302 118	Cover	1		●				
42	160.303	0731 208 242	Pin	1		●				
43	156.212	0732 042 766	Spring	1		●				

AS TRONIC
12AS2001

Date

06/2014

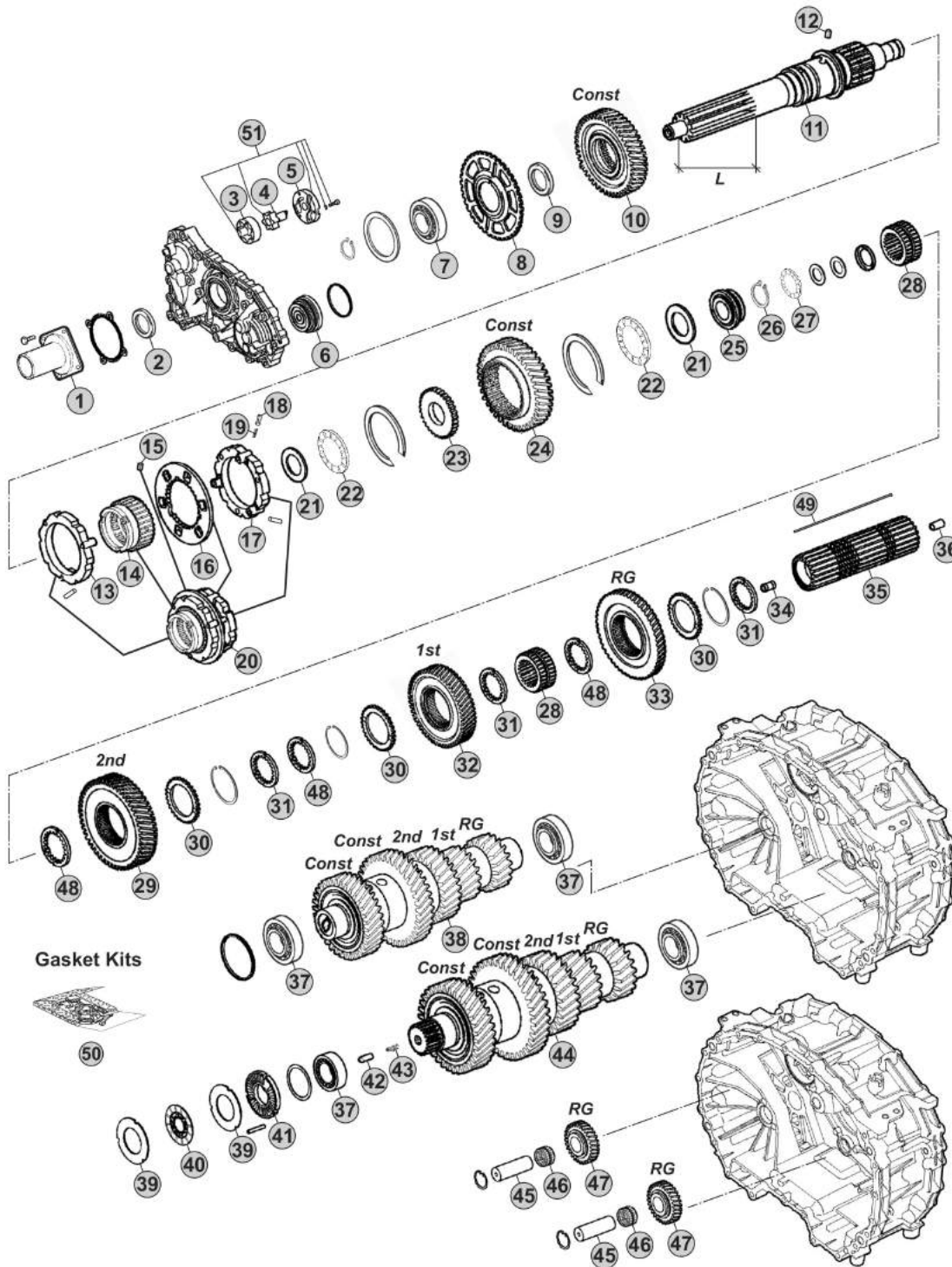
Notes

MODELS:

- AS TRONIC

VERSIONS:

- 12AS2001 (1348 xxx xxx)



Our spare parts are not the originals but interchangeable with the originals ones. All original equipment manufacturers' numbers, pictures and models used in this catalogue are for reference only. Our products bear our trade-mark.

Notes

12AS2001 R. 12,33-0,78

Our spare parts are not the originals but interchangeable with the originals ones. All original equipment manufacturers' numbers, pictures and models used in this catalogue are for reference only. Our products bear our trade-mark.

Fig.	CEI no.	ZF no.	Description	Q.ty	Notes				
44	190.429	1327 203 046	Countershaft 19/19/28/38/44 T	1		●			
45	107.269	1328 305 007	Reverse Shaft	2		●			
46	137.808	0735 321 454	Needle Cage	2		●			
47	147.302	1328 305 014	Reverse Gear 29 T	2		●			
48	269.176	1314 304 008	Follower ring inner Th.7,00 mm	3		●			
48	269.354	1327 304 033	Spacer Th 7,05 mm	3		●			
48	269.355	1327 304 034	Spacer Th.7,10 mm	3		●			
48	269.356	1327 304 035	Spacer Th.7,15 mm	3		●			
48	269.357	1327 304 036	Spacer Th.7,20 mm	3		●			
49	189.653	1328 304 035	Key	1		●			
50	298.158	1327 298 001	Gasket Kit	1		●			
51	280.823	1314 202 055	Oil Pump Kit	1		●			

12AS2001

AS TRONIC
12AS2001

Date 06/2014 Notes _____

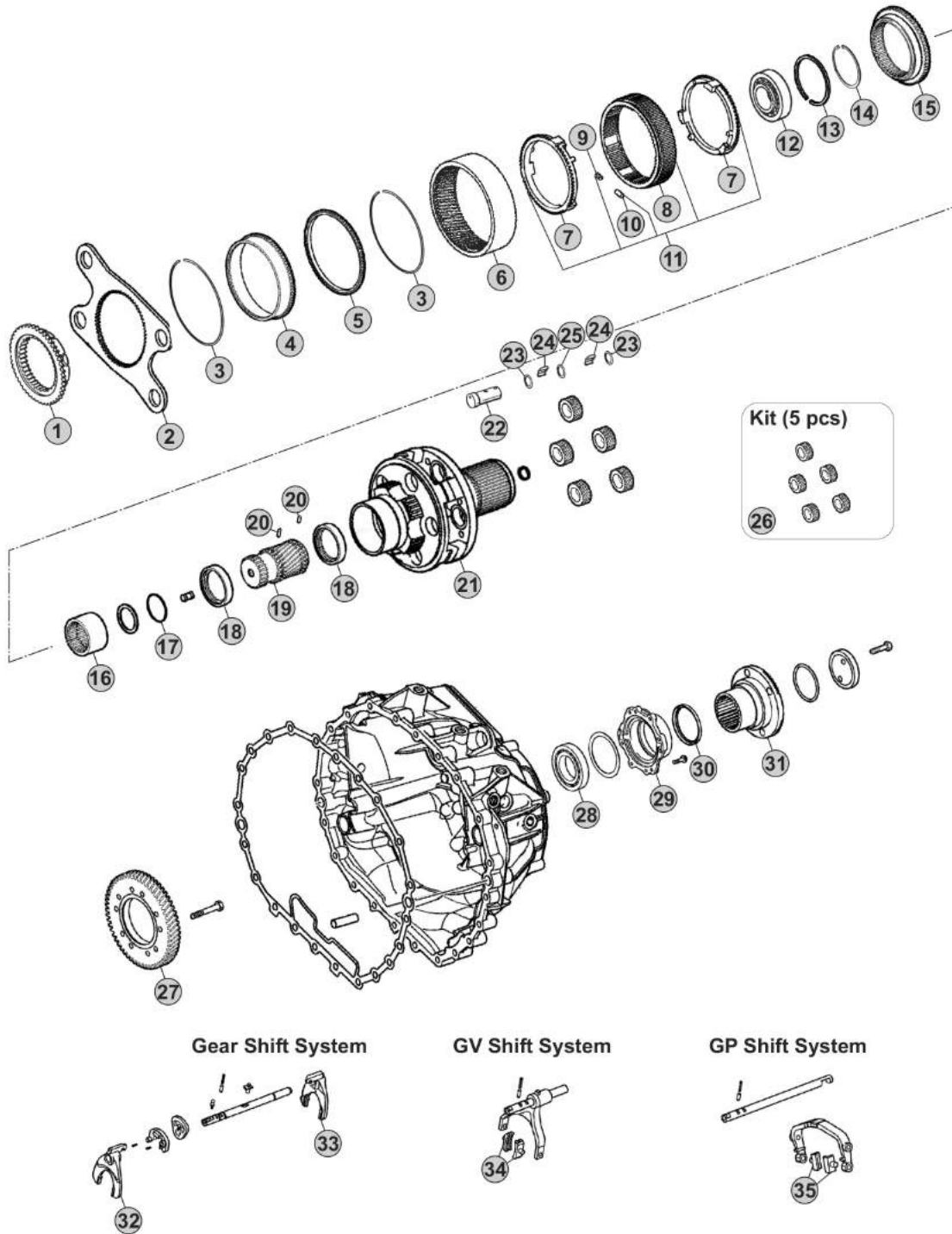


MODELS:

- AS TRONIC

VERSIONS:

- 12AS2001 (1348 xxx xxx)



Our spare parts are not the originals but interchangeable with the originals ones. All original equipment manufacturers' numbers, pictures and models used in this catalogue are for reference only. Our products bear our trade-mark.

Notes

12AS2001 R. 12,33-0,78

Our spare parts are not the originals but interchangeable with the originals ones. All original equipment manufacturers' numbers, pictures and models used in this catalogue are for reference only. Our products bear our trade-mark.

Fig.	CEI no.	ZF no.	Description	Q.ty	Notes	12AS2001				
1	109.748	1314 333 031	Synchronizer Cone	1		●				
2	298.146	1328 333 006	Flange GP	1		●				
3	111.373	0730 513 682	Retainer ring	2		●				
4	123.290	1328 332 024	Inside crown support 82 T	1		●				
5	119.274	1328 332 046	Synchronizer ring	1		●				
6	123.289	1328 332 045	Crown Gear 82 T	1		●				
7	119.269	1328 333 005	Synchronizer ring	2		●				
8	154.419	1328 333 003	Sliding Sleeve	1		●				
9	156.125	0732 040 929	Spring De.6x36	6		●				
10	171.069	0730 162 804	Cylinder roller	6		●				
11	298.894	1328 233 001	Synchro Kit	1		●				
12	130.981	0750 118 284	Bearing 100x130x30	1		●				
13	111.402	0630 513 139	Elastic Ring	1		●				
14	111.401	0730 513 745	Lock Ring A=2,50	1		●				
15	109.749	1328 333 009	Synchronizer Cone	1		●				
16	154.488	1328 304 068	Sliding Sleeve	1		●				
17	111.406	0630 502 218	Lock Ring 64x2	1		●				
18	269.794	1328 332 023	Pressure Disc	2		●				
19	157.744	1328 332 030	Sun Gear 23 T	1		●				
20	160.279	7636 038 103	Pin	2		●				
21	190.430	1328 232 011	Planetary Carrier	1	W/out Retarder	●				
21	190.493	1328 232 016	Planetary Carrier	1	W/Retarder	●				
22	107.236	1328 332 041	Planetary pin	5		●				
23	269.009	0730 109 323	Spacer Ring	10		●				
24	171.062	0750 119 116	Needle 10x16,80 (140 pcs)	140		●				
25	269.647	0730 109 640	Thrust Washer T.9,00 mm	5		●				
26	298.248	1328 232 006	Planetary Gear Set	1		●				
27	244.191	6085 301 217	Gear 57 T	1	W/Retarder	●				
28	130.245	0750 116 394	Bearing 90x160x30	1		●				
29	128.328	1328 331 002	Cover	1		●				
30	139.633	0734 319 459	Seal Ring	1		●				
31		1348 332 002	Output Flange	1		●				
32	141.227	1328 306 026	Fork	1		●				
33	141.243	1327 306 007	Fork	1		●				
34	141.215	1328 312 005	Sliding Pad	2		●				
35	141.214	1328 334 004	Sliding Pad	2		●				

AS TRONIC
12AS2001

Date _____ Notes _____
06/2014

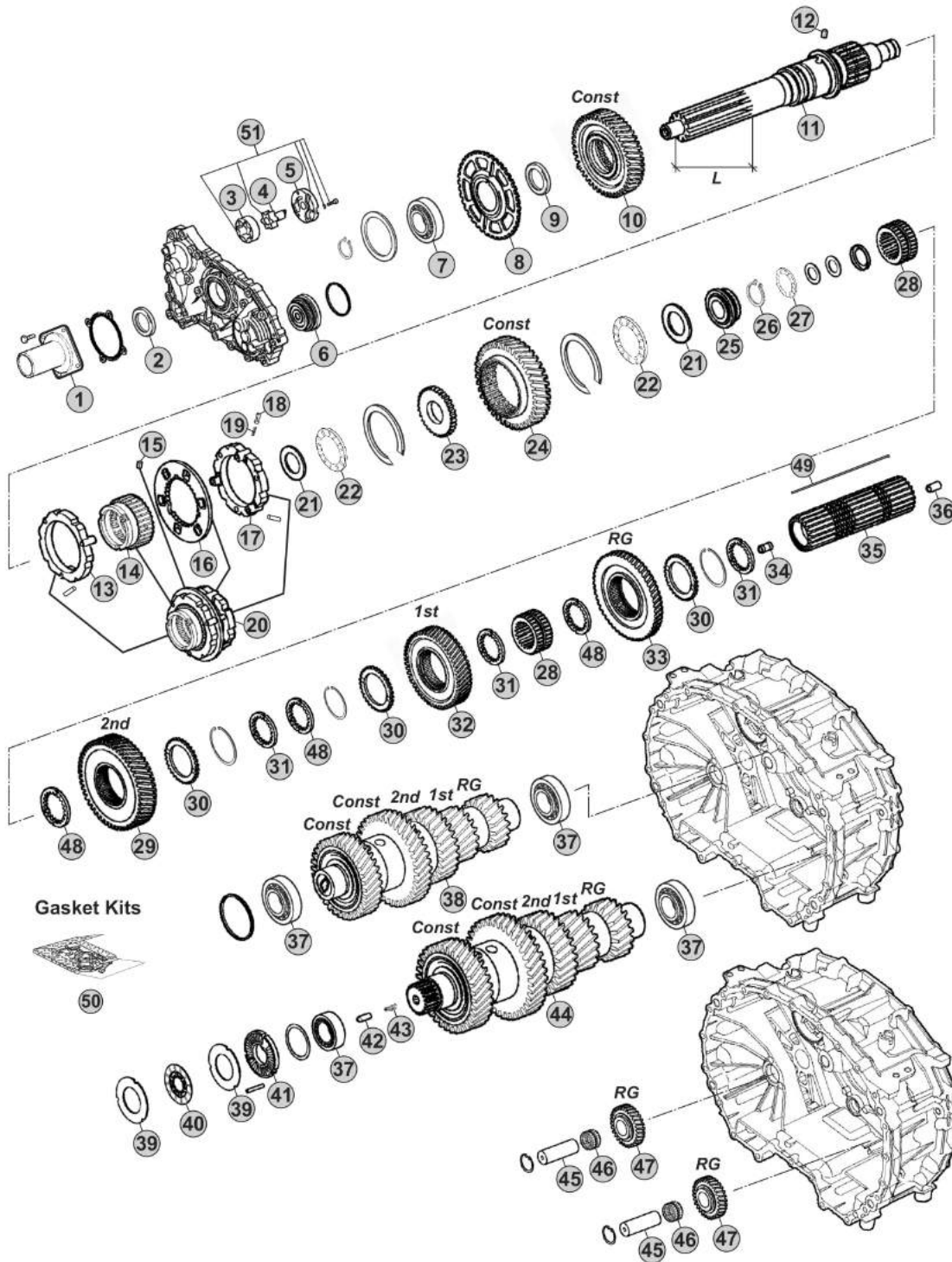


MODELS:

- AS TRONIC

VERSIONS:

- 12AS2130 (1327 xxx xxx)



Notes

12AS2130 R. 12,33-0,78

Our spare parts are not the originals but interchangeable with the originals ones. All original equipment manufacturers' numbers, pictures and models used in this catalogue are for reference only. Our products bear our trade-mark.

Our spare parts are not the originals but interchangeable with the originals ones. All original equipment manufacturers' numbers, pictures and models used in this catalogue are for reference only. Our products bear our trade-mark.

Fig.	CEI no.	ZF no.	Description	Q.ty	Notes	12AS2130				
1	128.327	1314 302 096	Front cover	1		●				
2	139.966	0750 111 348	Oil Seal 55x70x8	1		●				
3	189.678	1315 303 027	Rotor	1		●				
4	189.679	1314 202 039	Oil Pump Shaft	1		●				
5	189.728	1314 302 138	Oil Pump Cover	1		●				
6	188.272	1328 202 024	Piston	1		●				
7	130.823	0750 116 365	Bearing 65x120x23	1		●				
8	126.032	1328 302 024	Speedometer Gear	1		●				
9	269.320	0730 110 392	Thrust Washer	1		●				
10	145.993	1327 302 006	Constant Gear 46 T	1		●				
11	103.282	1328 302 077	Input Shaft L=116 mm	1		●				
11	103.220	1328 302 078	Input Shaft L=110 mm	1		●				
12	160.261	1328 302 072	Lock Pin	1		●				
13	119.272	1328 202 042	Synchronizer Ring	1		●				
14	154.422	1328 302 064	Sliding Sleeve	1		●				
15	160.261	1328 302 072	Lock Pin	1		●				
16	135.189	1328 302 132	Plate	1		●				
17	119.273	1328 202 044	Synchronizer Ring	1		●				
18	171.063	0635 470 046	Needle	3		●				
19	156.037	0732 040 385	Outer Spring De.6x34	3		●				
20	196.371	1328 298 001	Synchronizer Assy	1		●				
21	269.322	0730 111 066	Washer	2		●				
22	137.316	0735 321 487	Needle 43x73x8	2		●				
23	269.205	1328 302 061	Washer	1		●				
24	145.994	1327 304 015	Constant gear 40 T	1		●				
25	111.377	1328 302 075	Ring	1		●				
26	139.863	0730 513 641	Retaining Ring T.2,00	1		●				
27	137.376	0735 321 381	Needle 30x52x7,5 mm	1		●				
28	155.246	1328 304 064	Sliding Hub	2		●				
29	244.058	1327 304 024	Gear 2nd Speed 48 T	1		●				
30	269.175	1314 304 119	Follower ring outer	3		●				
31	269.176	1314 304 008	Follower ring inner Th.7,00 mm	3		●				
32	244.059	1328 304 060	Gear 1st Speed 54 T	1		●				
33	244.060	1328 304 061	Reverse Gear 50 T	1		●				
34	189.729	1314 304 097	Oil Tube	1		●				
35	103.243	1327 304 032	Main shaft	1		●				
36	189.730	1314 332 043	Oil Tube	1		●				
37	130.993	0750 117 640	Bearing 50x90x28	4		●				
38	190.428	1327 203 044	Countershaft 19/19/28/38/44 T	1		●				
39	269.178	1314 303 077	Clutch disc	4		●				
40	269.793	0501 214 821	Clutch Disc	2		●				
41	128.226	1328 302 118	Cover	1		●				
42	160.303	0731 208 242	Pin	1		●				

AS TRONIC
12AS2130

Date

06/2014

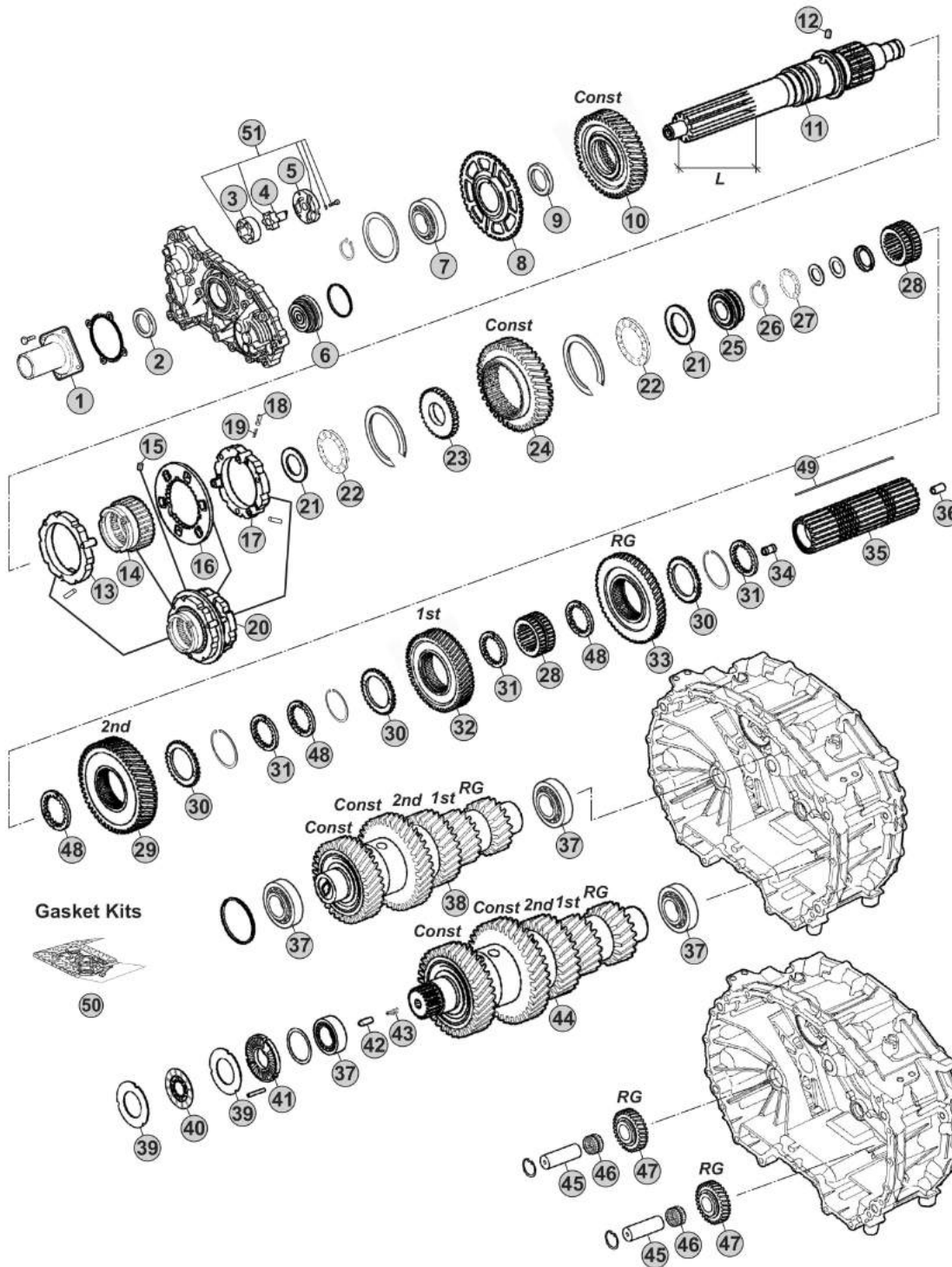
Notes

MODELS:

- AS TRONIC

VERSIONS:

- 12AS2130 (1327 xxx xxx)



Notes

12AS2130 R. 12,33-0,78

Our spare parts are not the originals but interchangeable with the originals ones. All original equipment manufacturers' numbers, pictures and models used in this catalogue are for reference only. Our products bear our trade-mark.

Our spare parts are not the originals but interchangeable with the originals ones. All original equipment manufacturers' numbers, pictures and models used in this catalogue are for reference only. Our products bear our trade-mark.

Fig.	CEI no.	ZF no.	Description	Q.ty	Notes	12AS2130			
43	156.212	0732 042 766	Spring	1		●			
44	190.429	1327 203 046	Countershaft 19/19/28/38/44 T	1		●			
45	107.269	1328 305 007	Reverse Shaft	2		●			
46	137.808	0735 321 454	Needle Cage	2		●			
47	147.302	1328 305 014	Reverse Gear 29 T	2		●			
48	269.176	1314 304 008	Follower ring inner Th.7,00 mm	3		●			
48	269.354	1327 304 033	Spacer Th 7,05 mm	3		●			
48	269.355	1327 304 034	Spacer Th.7,10 mm	3		●			
48	269.356	1327 304 035	Spacer Th.7,15 mm	3		●			
48	269.357	1327 304 036	Spacer Th.7,20 mm	3		●			
49	189.653	1328 304 035	Key	1		●			
50	298.158	1327 298 001	Gasket Kit	1		●			
51	280.823	1314 202 055	Oil Pump Kit	1		●			

AS TRONIC
12AS2130

Date 06/2014 Notes _____

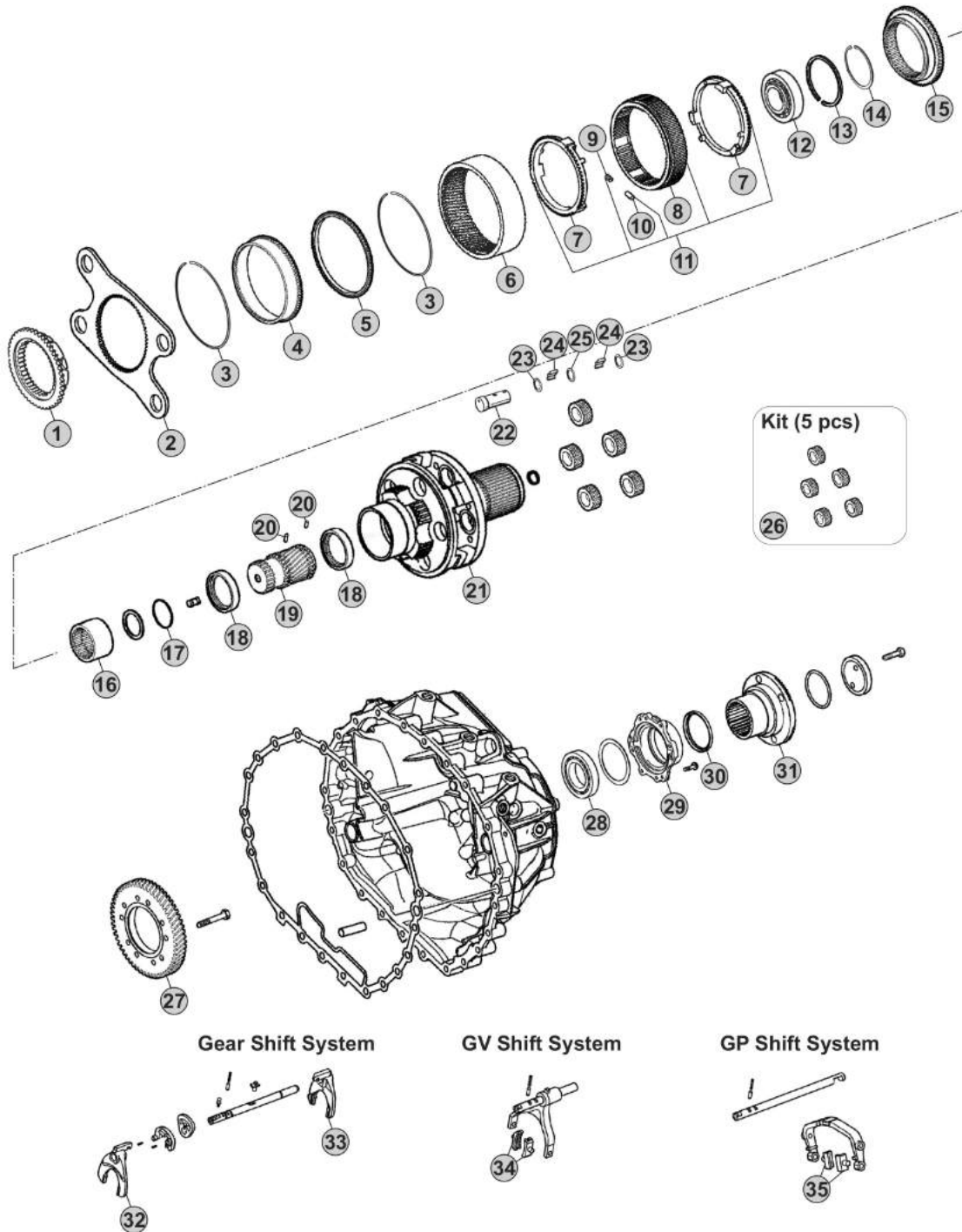


MODELS:

- AS TRONIC

VERSIONS:

- 12AS2130 (1327 xxx xxx)



Our spare parts are not the originals but interchangeable with the originals ones. All original equipment manufacturers' numbers, pictures and models used in this catalogue are for reference only. Our products bear our trade-mark.

Notes

12AS2130 R. 12,33-0,78

Our spare parts are not the originals but interchangeable with the originals ones. All original equipment manufacturers' numbers, pictures and models used in this catalogue are for reference only. Our products bear our trade-mark.

Fig.	CEI no.	ZF no.	Description	Q.ty	Notes	12AS2130			
1	109.748	1314 333 031	Synchronizer Cone	1		●			
2	298.146	1328 333 006	Flange GP	1		●			
3	111.373	0730 513 682	Retainer ring	2		●			
4	123.290	1328 332 024	Inside crown support 82 T	1		●			
5	119.274	1328 332 046	Synchronizer ring	1		●			
6	123.289	1328 332 045	Crown Gear 82 T	1		●			
7	119.269	1328 333 005	Synchronizer ring	2		●			
8	154.419	1328 333 003	Sliding Sleeve	1		●			
9	156.125	0732 040 929	Spring De.6x36	6		●			
10	171.069	0730 162 804	Cylinder roller	6		●			
11	298.894	1328 233 001	Synchro Kit	1		●			
12	130.981	0750 118 284	Bearing 100x130x30	1		●			
13	111.402	0630 513 139	Elastic Ring	1		●			
14	111.401	0730 513 745	Lock Ring A=2,50	1		●			
15	109.749	1328 333 009	Synchronizer Cone	1		●			
16	154.488	1328 304 068	Sliding Sleeve	1		●			
17	111.406	0630 502 218	Lock Ring 64x2	1		●			
18	269.794	1328 332 023	Pressure Disc	2		●			
19	157.744	1328 332 030	Sun Gear 23 T	1		●			
20	160.279	7636 038 103	Pin	2		●			
21	190.430	1328 232 011	Planetary Carrier	1	W/out Retarder	●			
21	190.493	1328 232 016	Planetary Carrier	1	With Retarder	●			
22	107.236	1328 332 041	Planetary pin	5		●			
23	269.009	0730 109 323	Spacer Ring	10		●			
24	171.062	0750 119 116	Needle 10x16,80 (140 pcs)	140		●			
25	269.647	0730 109 640	Thrust Washer T.9,00 mm	5		●			
26	298.248	1328 232 006	Planetary Gear Set	1		●			
27	244.191	6085 301 217	Gear 57 T	1	With Retarder	●			
28	130.245	0750 116 394	Bearing 90x160x30	1		●			
29	128.328	1328 331 002	Cover	1		●			
30	139.633	0734 319 459	Seal Ring	1		●			
31	197.258	1314 332 054	Output Flange	1		●			
32	141.227	1328 306 026	Fork	1		●			
33	141.243	1327 306 007	Fork	1		●			
34	141.215	1328 312 005	Sliding Pad	2		●			
35	141.214	1328 334 004	Sliding Pad	2		●			

AS TRONIC
12AS2130

Date 06/2014 Notes _____

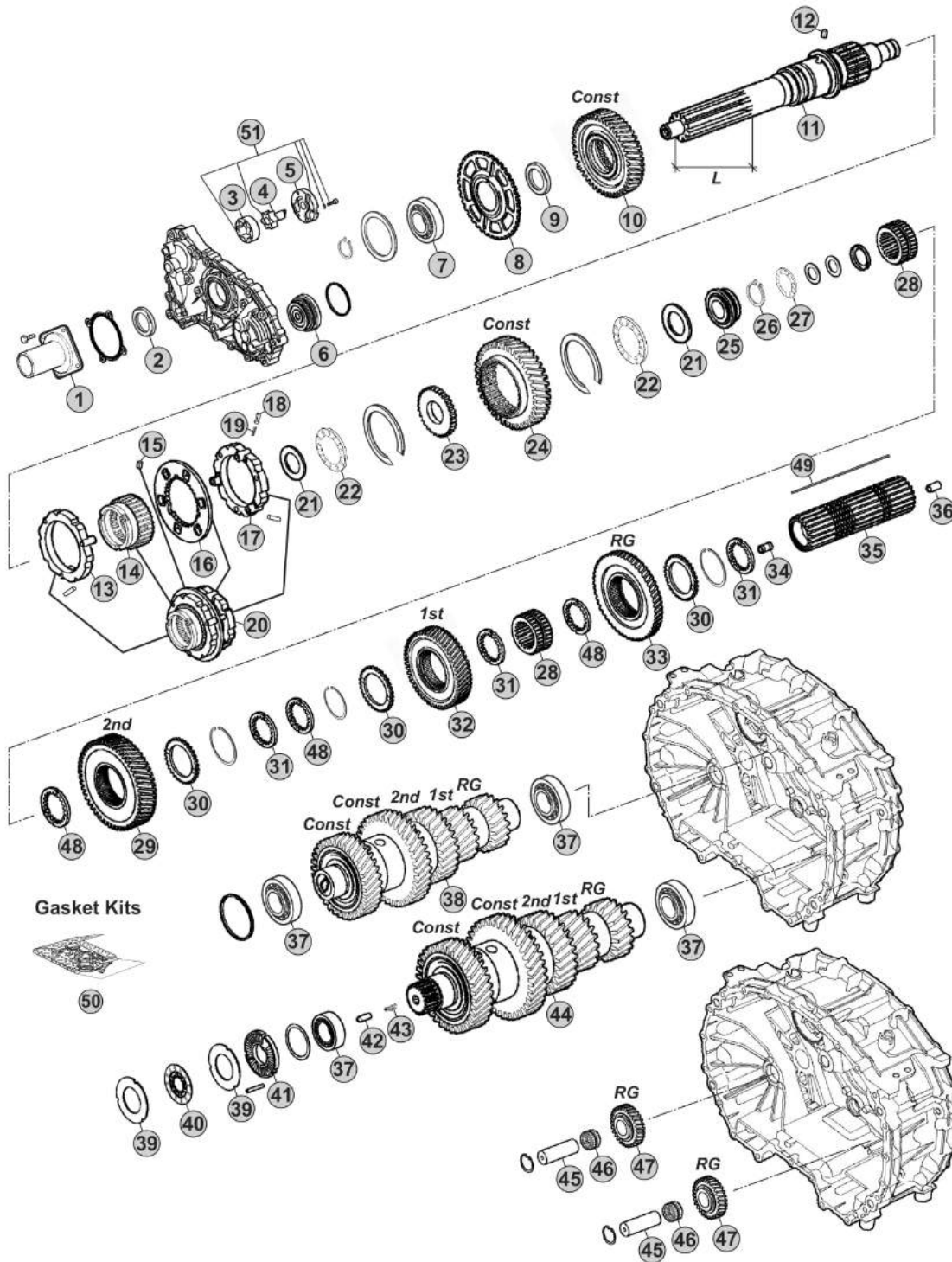


MODELS:

- AS TRONIC

VERSIONS:

- 12AS2130 (1353 xxx xxx)



Notes

12AS2130 R. 15,86-1,00

Our spare parts are not the originals but interchangeable with the originals ones. All original equipment manufacturers' numbers, pictures and models used in this catalogue are for reference only. Our products bear our trade-mark.

Our spare parts are not the originals but interchangeable with the originals. All original equipment manufacturers' numbers, pictures and models used in this catalogue are for reference only. Our products bear our trade-mark.

Fig.	CEI no.	ZF no.	Description	Q.ty	Notes	12AS2130				
1	128.327	1314 302 096	Front cover	1		●				
2	139.966	0750 111 348	Oil Seal 55x70x8	1		●				
3	189.678	1315 303 027	Rotor	1		●				
4	189.679	1314 202 039	Oil Pump Shaft	1		●				
5	189.728	1314 302 138	Oil Pump Cover	1		●				
6	188.272	1328 202 024	Piston	1		●				
7	130.823	0750 116 365	Bearing 65x120x23	1		●				
8	126.032	1328 302 024	Speedometer Gear	1		●				
9	269.320	0730 110 392	Thrust Washer	1		●				
10	244.013	1327 302 005	Constant Gear 36 T	1		●				
11	103.282	1328 302 077	Input Shaft L=116 mm	1		●				
11	103.220	1328 302 078	Input Shaft L=110 mm	1		●				
12	160.261	1328 302 072	Lock Pin	1		●				
13	119.272	1328 202 042	Synchronizer Ring	1		●				
14	154.422	1328 302 064	Sliding Sleeve	1		●				
15	160.261	1328 302 072	Lock Pin	1		●				
16	135.189	1328 302 132	Plate	1		●				
17	119.286	1328 202 043	Synchronizer Ring	1		●				
18	171.063	0635 470 046	Needle	3		●				
19	156.037	0732 040 385	Outer Spring De.6x34	3		●				
20	196.374	1328 298 002	Synchronizer Assy	1		●				
21	269.322	0730 111 066	Washer	2		●				
22	137.316	0735 321 487	Needle 43x73x8	2		●				
23	269.205	1328 302 061	Washer	1		●				
24	145.994	1327 304 015	Constant gear 40 T	1		●				
25	111.377	1328 302 075	Ring	1		●				
26	139.863	0730 513 641	Retaining Ring T.2,00	1		●				
27	137.376	0735 321 381	Needle 30x52x7,5 mm	1		●				
28	155.246	1328 304 064	Sliding Hub	2		●				
29	244.058	1327 304 024	Gear 2nd Speed 48 T	1		●				
30	269.175	1314 304 119	Follower ring outer	3		●				
31	269.176	1314 304 008	Follower ring inner Th.7,00 mm	3		●				
32	244.059	1328 304 060	Gear 1st Speed 54 T	1		●				
33	244.060	1328 304 061	Reverse Gear 50 T	1		●				
34	189.729	1314 304 097	Oil Tube	1		●				
35	103.243	1327 304 032	Main shaft	1		●				
36	189.730	1314 332 043	Oil Tube	1		●				
37	130.993	0750 117 640	Bearing 50x90x28	4		●				
38	190.426	1327 203 043	Countershaft 19/19/28/38/44 T	1		●				
39	269.178	1314 303 077	Clutch disc	4		●				
40	269.793	0501 214 821	Clutch Disc	2		●				
41	128.226	1328 302 118	Cover	1		●				
42	160.303	0731 208 242	Pin	1		●				

AS TRONIC
12AS2130

Date

06/2014

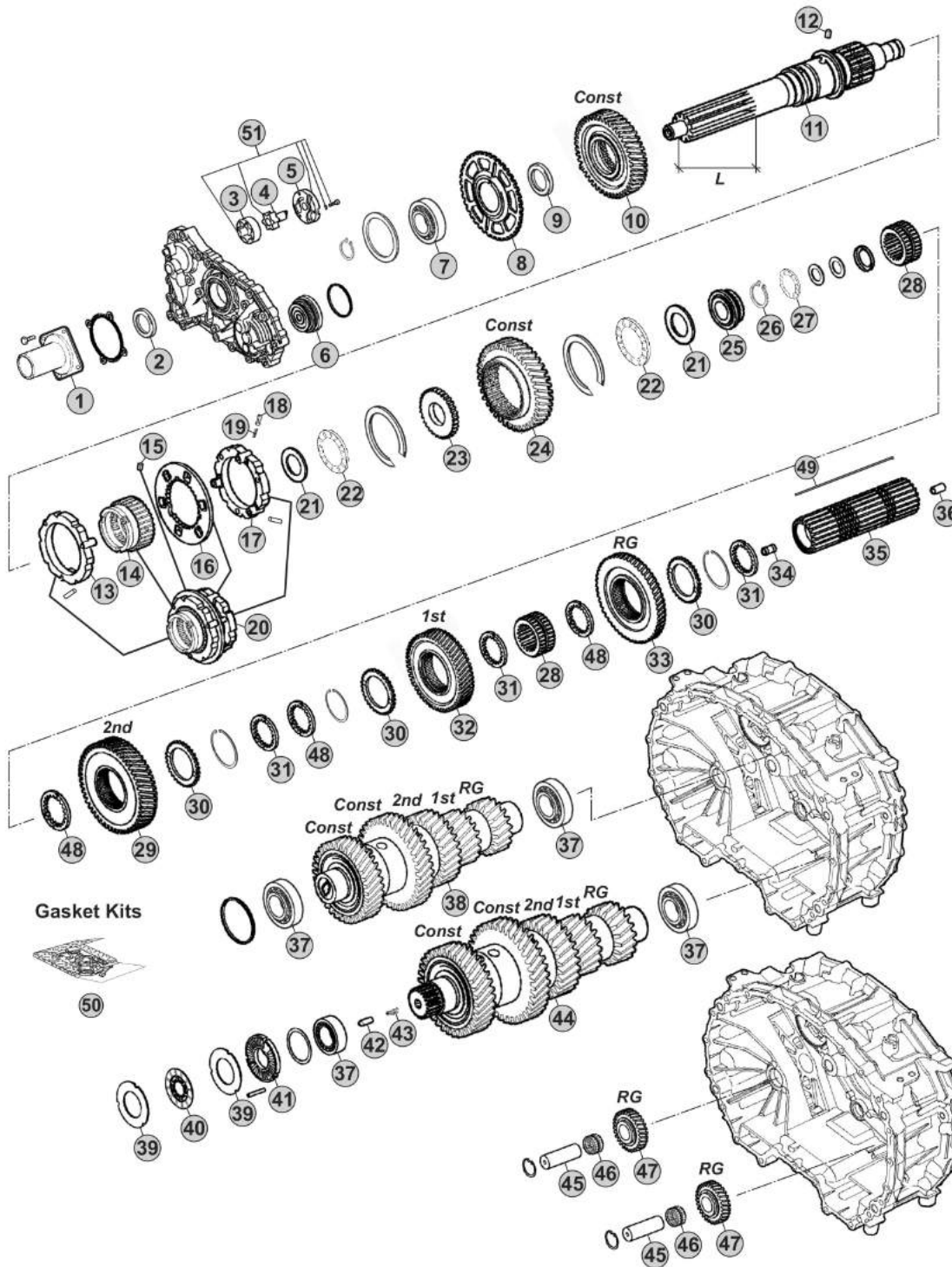
Notes

MODELS:

- AS TRONIC

VERSIONS:

- 12AS2130 (1353 xxx xxx)



Notes

12AS2130 R. 15,86-1,00

Our spare parts are not the originals but interchangeable with the originals ones. All original equipment manufacturers' numbers, pictures and models used in this catalogue are for reference only. Our products bear our trade-mark.

Our spare parts are not the originals but interchangeable with the originals ones. All original equipment manufacturers' numbers, pictures and models used in this catalogue are for reference only. Our products bear our trade-mark.

Fig.	CEI no.	ZF no.	Description	Q.ty	Notes	12AS2130				
43	156.212	0732 042 766	Spring	1		●				
44	190.427	1327 203 045	Countershaft 19/19/28/38/44 T	1		●				
45	107.269	1328 305 007	Reverse Shaft	2		●				
46	137.808	0735 321 454	Needle Cage	2		●				
47	147.302	1328 305 014	Reverse Gear 29 T	2		●				
48	269.176	1314 304 008	Follower ring inner Th.7,00 mm	3		●				
48	269.354	1327 304 033	Spacer Th 7,05 mm	3		●				
48	269.355	1327 304 034	Spacer Th.7,10 mm	3		●				
48	269.356	1327 304 035	Spacer Th.7,15 mm	3		●				
48	269.357	1327 304 036	Spacer Th.7,20 mm	3		●				
49	189.653	1328 304 035	Key	1		●				
50	298.158	1327 298 001	Gasket Kit	1		●				
51	280.823	1314 202 055	Oil Pump Kit	1		●				

AS TRONIC
12AS2130

Date 06/2014 Notes _____

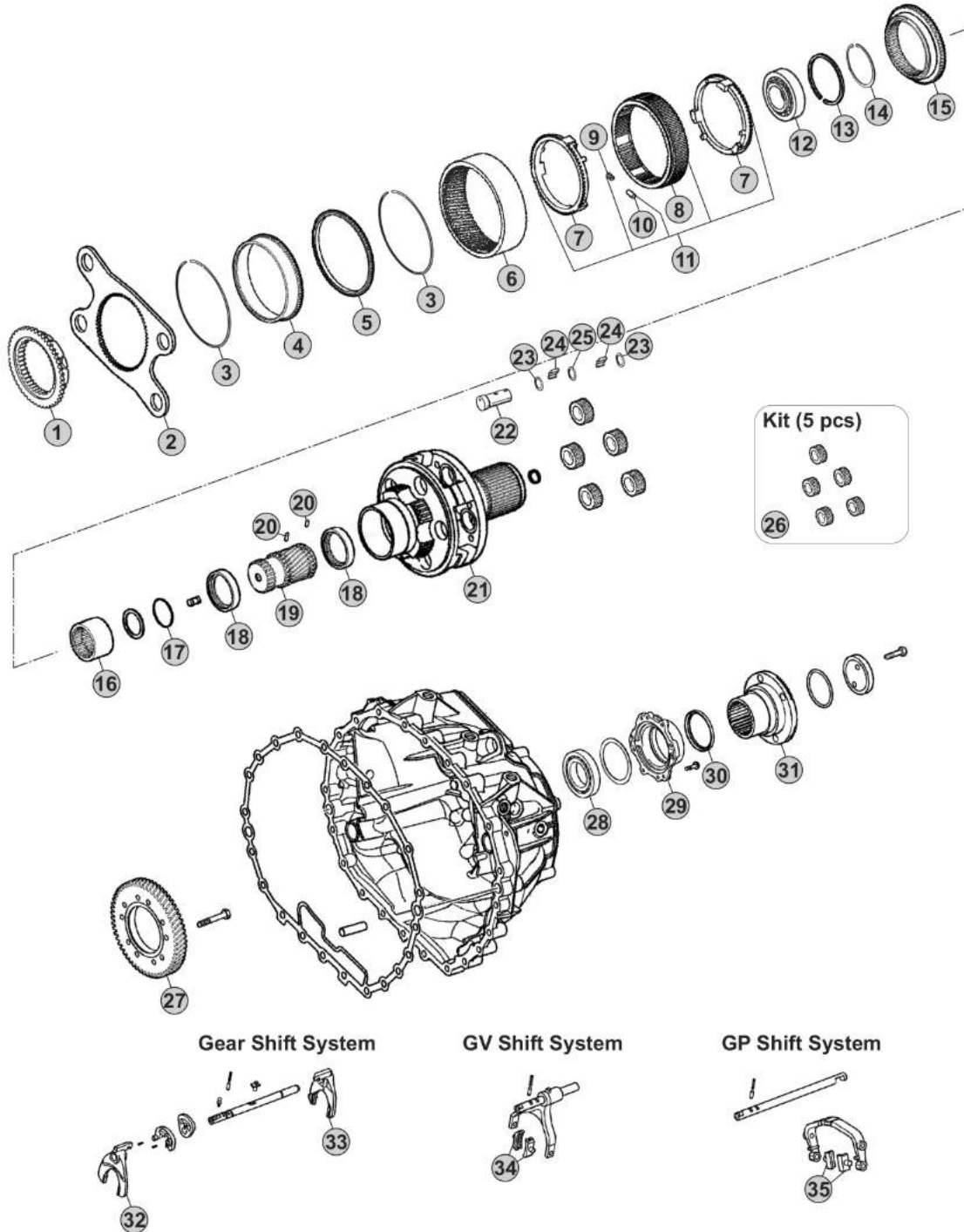


MODELS:

- AS TRONIC

VERSIONS:

- 12AS2130 (1353 xxx xxx)



Our spare parts are not the originals but interchangeable with the originals ones. All original equipment manufacturers' numbers, pictures and models used in this catalogue are for reference only. Our products bear our trade-mark.

Notes

12AS2130 R. 15,86-1,00

Our spare parts are not the originals but interchangeable with the originals ones. All original equipment manufacturers' numbers, pictures and models used in this catalogue are for reference only. Our products bear our trade-mark.

12AS2130

Fig.	CEI no.	ZF no.	Description	Q.ty	Notes				
1	109.748	1314 333 031	Synchronizer Cone	1		●			
2	298.146	1328 333 006	Flange GP	1		●			
3	111.373	0730 513 682	Retainer ring	2		●			
4	123.290	1328 332 024	Inside crown support 82 T	1		●			
5	119.274	1328 332 046	Synchronizer ring	1		●			
6	123.289	1328 332 045	Crown Gear 82 T	1		●			
7	119.269	1328 333 005	Synchronizer ring	2		●			
8	154.419	1328 333 003	Sliding Sleeve	1		●			
9	156.125	0732 040 929	Spring De.6x36	6		●			
10	171.069	0730 162 804	Cylinder roller	6		●			
11	298.894	1328 233 001	Synchro Kit	1		●			
12	130.981	0750 118 284	Bearing 100x130x30	1		●			
13	111.402	0630 513 139	Elastic Ring	1		●			
14	111.401	0730 513 745	Lock Ring A=2,50	1		●			
15	109.749	1328 333 009	Synchronizer Cone	1		●			
16	154.488	1328 304 068	Sliding Sleeve	1		●			
17	111.406	0630 502 218	Lock Ring 64x2	1		●			
18	269.794	1328 332 023	Pressure Disc	2		●			
19	157.744	1328 332 030	Sun Gear 23 T	1		●			
20	160.279	7636 038 103	Pin	2		●			
21	190.430	1328 232 011	Planetary Carrier	1	W/out Retarder	●			
21	190.493	1328 232 016	Planetary Carrier	1	With Retarder	●			
22	107.236	1328 332 041	Planetary pin	5		●			
23	269.009	0730 109 323	Spacer Ring	10		●			
24	171.062	0750 119 116	Needle 10x16,80 (140 pcs)	140		●			
25	269.647	0730 109 640	Thrust Washer T.9,00 mm	5		●			
26	298.248	1328 232 006	Planetary Gear Set	1		●			
27	244.191	6085 301 217	Gear 57 T	1	With Retarder	●			
28	130.245	0750 116 394	Bearing 90x160x30	1		●			
29	128.328	1328 331 002	Cover	1		●			
30	139.633	0734 319 459	Seal Ring	1		●			
31	197.258	1314 332 054	Output Flange	1		●			
32	141.227	1328 306 026	Fork	1		●			
33	141.243	1327 306 007	Fork	1		●			
34	141.215	1328 312 005	Sliding Pad	2		●			
35	141.214	1328 334 004	Sliding Pad	2		●			

AS TRONIC
12AS2130

Date _____ Notes _____
06/2014

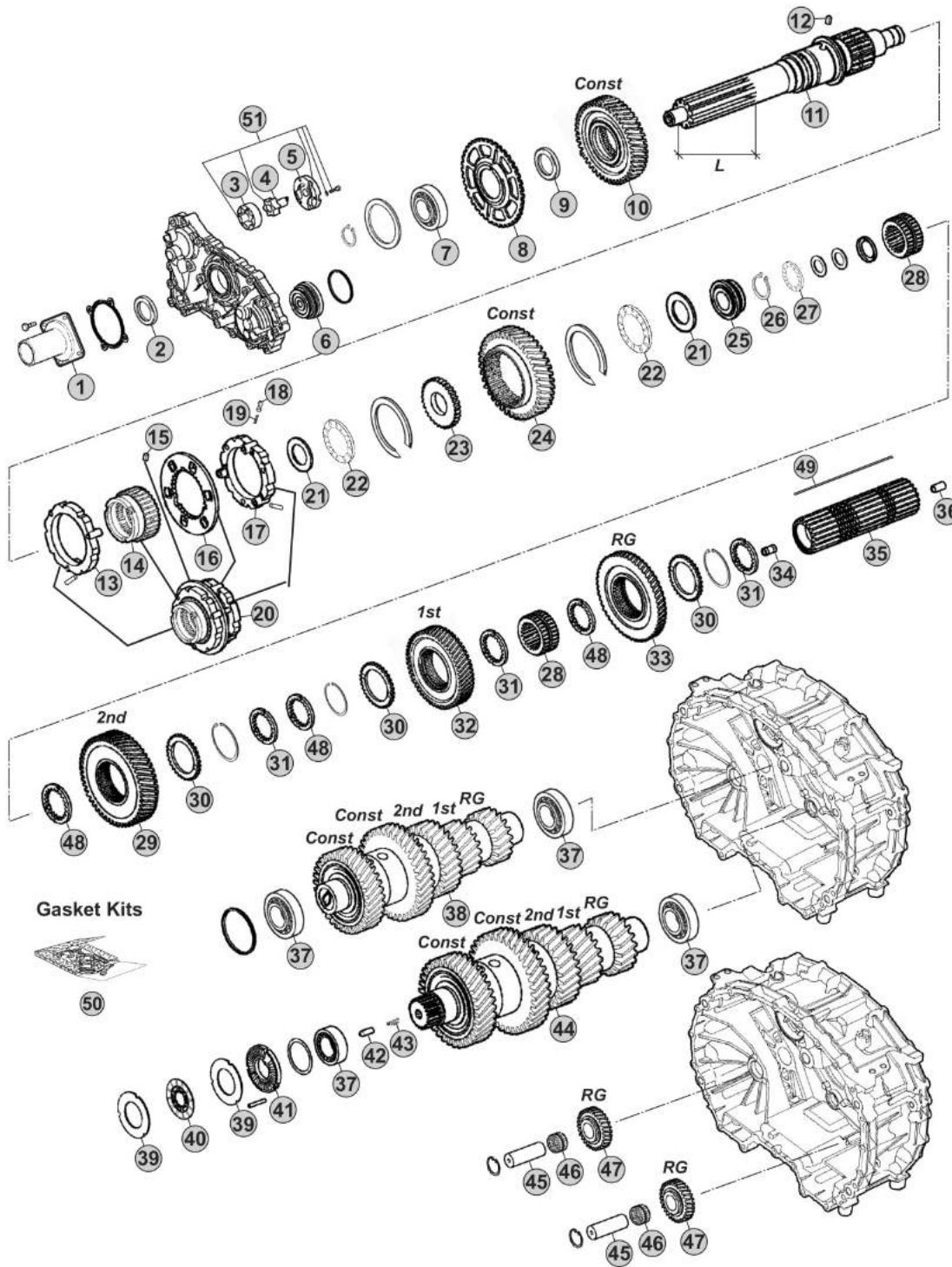


MODELS:

- AS TRONIC

VERSIONS:

- 12AS2131 (1327 xxx xxx)



Notes

- (A) R. 12,33-0,78
- (B) R. 15,86-1,00

Our spare parts are not the originals but interchangeable with the originals ones. All original equipment manufacturers' numbers, pictures and models used in this catalogue are for reference only. Our products bear our trade-mark.

Fig.	CEI no.	ZF no.	Description	Q.ty	Notes	12AS2131			
1	128.327	1314 302 096	Front cover	1		●			
2	139.966	0750 111 348	Oil Seal 55x70x8	1		●			
3	189.678	1315 303 027	Rotor	1		●			
4	189.679	1314 202 039	Oil Pump Shaft	1		●			
5	189.728	1314 302 138	Oil Pump Cover	1		●			
6	188.272	1328 202 024	Piston	1		●			
7	130.823	0750 116 365	Bearing 65x120x23	1		●			
8	126.032	1328 302 024	Speedometer Gear	1		●			
9	269.320	0730 110 392	Thrust Washer	1		●			
10	145.993	1327 302 006	Constant Gear 46 T	1	A	●			
10	244.013	1327 302 005	Constant Gear 36 T	1	B	●			
11	103.282	1328 302 077	Input Shaft L=116 mm	1		●			
11	103.220	1328 302 078	Input Shaft L=110 mm	1		●			
12	160.261	1328 302 072	Lock Pin	1		●			
13	119.272	1328 202 042	Synchronizer Ring	1		●			
14	154.422	1328 302 064	Sliding Sleeve	1		●			
15	160.261	1328 302 072	Lock Pin	1		●			
16	135.189	1328 302 132	Plate	1		●			
17	119.273	1328 202 044	Synchronizer Ring	1	A	●			
17	119.286	1328 202 043	Synchronizer Ring	1	B	●			
18	171.063	0635 470 046	Needle	3		●			
19	156.037	0732 040 385	Outer Spring De.6x34	3		●			
20	196.371	1328 298 001	Synchronizer Assy	1	A	●			
20	196.374	1328 298 002	Synchronizer Assy	1	B	●			
21	269.322	0730 111 066	Washer	2		●			
22	137.316	0735 321 487	Needle 43x73x8	2		●			
23	269.205	1328 302 061	Washer	1		●			
24	145.994	1327 304 015	Constant gear 40 T	1		●			
25	111.377	1328 302 075	Ring	1		●			
26	139.863	0730 513 641	Retaining Ring T.2,00	1		●			
27	137.376	0735 321 381	Needle 30x52x7,5 mm	1		●			
28	155.246	1328 304 064	Sliding Hub	2		●			
29	244.058	1327 304 024	Gear 2nd Speed 48 T	1		●			
30	269.175	1314 304 119	Follower ring outer	3		●			
31	269.176	1314 304 008	Follower ring inner Th.7,00 mm	3		●			
32	244.059	1328 304 060	Gear 1st Speed 54 T	1		●			
33	244.060	1328 304 061	Reverse Gear 50 T	1		●			
34	189.729	1314 304 097	Oil Tube	1		●			
35	103.243	1327 304 032	Main shaft	1		●			
36	189.730	1314 332 043	Oil Tube	1		●			
37	130.993	0750 117 640	Bearing 50x90x28	4		●			
38	190.428	1327 203 044	Countershaft 19/19/28/38/44 T	1	A	●			
38	190.426	1327 203 043	Countershaft 19/19/28/38/44 T	1	B	●			

AS TRONIC
12AS2131

Date

06/2014

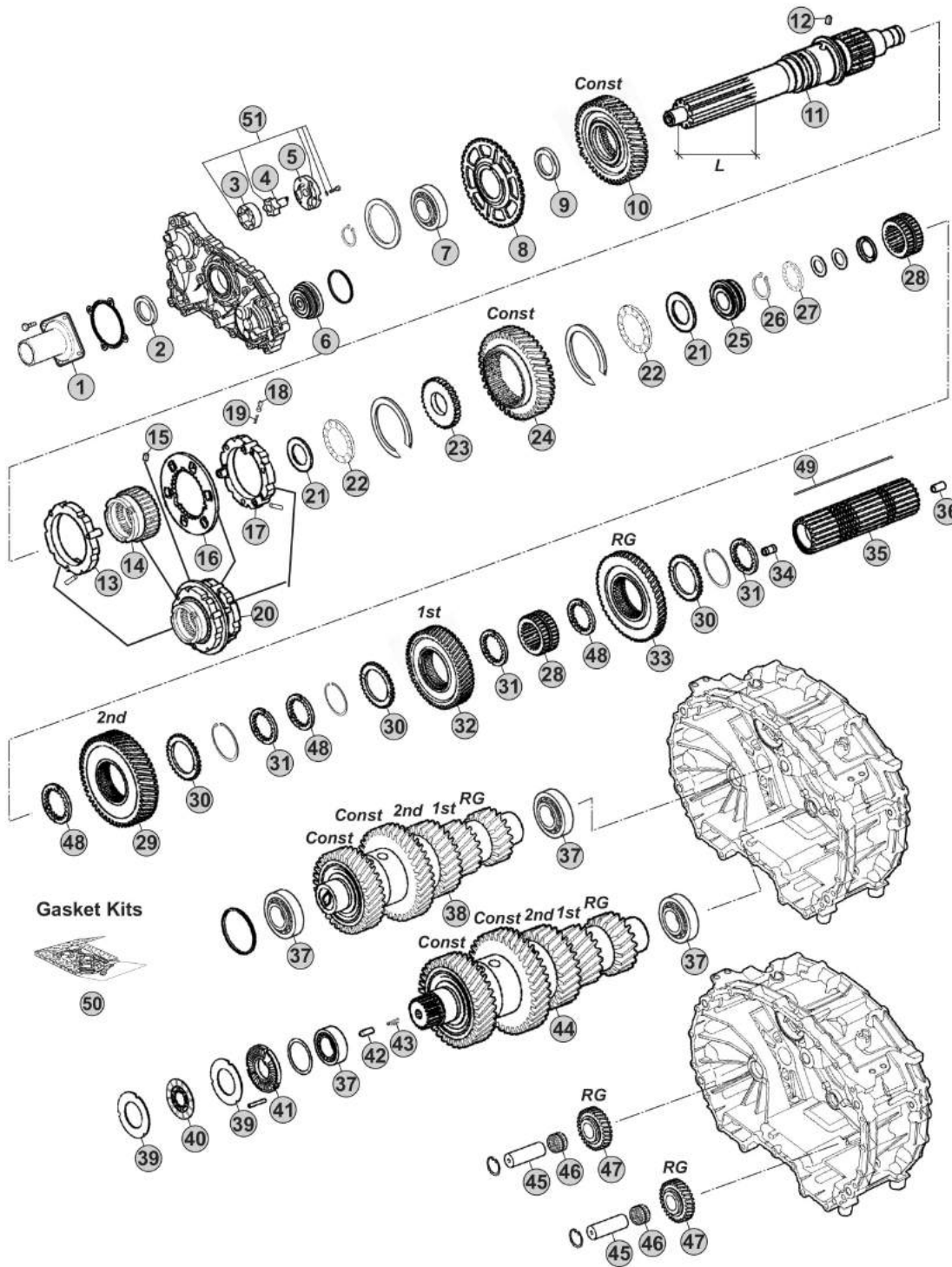
Notes

MODELS:

- AS TRONIC

VERSIONS:

- 12AS2131 (1327 xxx xxx)



Notes

- (A) R. 12,33-0,78
- (B) R. 15,86-1,00

Our spare parts are not the originals but interchangeable with the originals ones. All original equipment manufacturers' numbers, pictures and models used in this catalogue are for reference only. Our products bear our trade-mark.

Our spare parts are not the originals but interchangeable with the originals ones. All original equipment manufacturers' numbers, pictures and models used in this catalogue are for reference only. Our products bear our trade-mark.

Fig.	CEI no.	ZF no.	Description	Q.ty	Notes	12AS2131			
39	269.178	1314 303 077	Clutch disc	4		●			
40	269.793	0501 214 821	Clutch Disc	2		●			
41	128.226	1328 302 118	Cover	1		●			
42	160.303	0731 208 242	Pin	1		●			
43	156.212	0732 042 766	Spring	1		●			
44	190.429	1327 203 046	Countershaft 19/19/28/38/44 T	1	A	●			
44	190.427	1327 203 045	Countershaft 19/19/28/38/44 T	1	B	●			
45	107.269	1328 305 007	Reverse Shaft	2		●			
46	137.808	0735 321 454	Needle Cage	2		●			
47	147.302	1328 305 014	Reverse Gear 29 T	2		●			
48	269.176	1314 304 008	Follower ring inner Th.7,00 mm	3		●			
48	269.354	1327 304 033	Spacer Th 7,05 mm	3		●			
48	269.355	1327 304 034	Spacer Th.7,10 mm	3		●			
48	269.356	1327 304 035	Spacer Th.7,15 mm	3		●			
48	269.357	1327 304 036	Spacer Th.7,20 mm	3		●			
49	189.653	1328 304 035	Key	1		●			
50	298.158	1327 298 001	Gasket Kit	1		●			
51	280.823	1314 202 055	Oil Pump Kit	1		●			

AS TRONIC
12AS2131

Date: 06/2014 Notes: _____

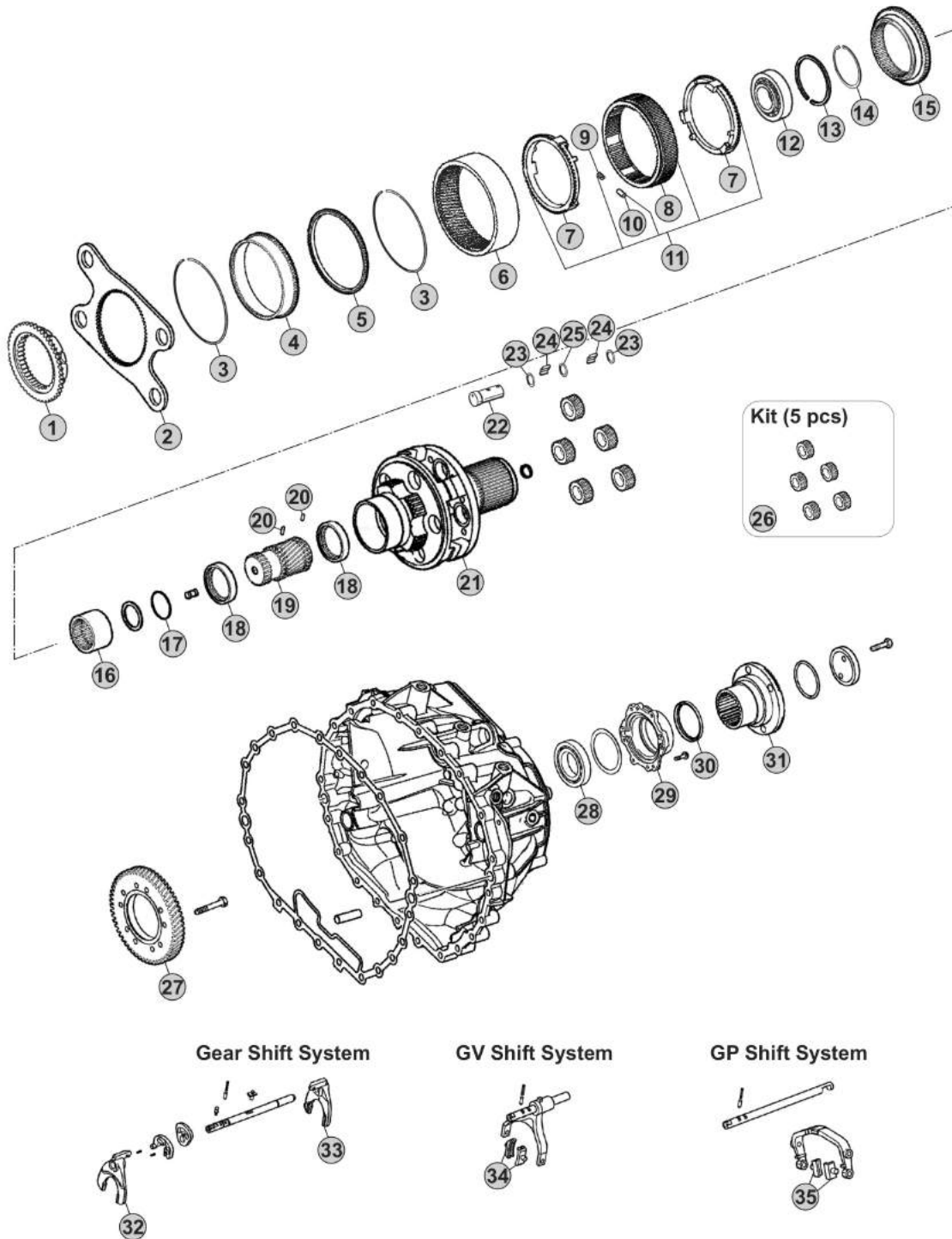


MODELS:

- AS TRONIC

VERSIONS:

- 12AS2131 (1327 xxx xxx)



Our spare parts are not the originals but interchangeable with the originals ones. All original equipment manufacturers' numbers, pictures and models used in this catalogue are for reference only. Our products bear our trade-mark.

Notes

Our spare parts are not the originals but interchangeable with the originals ones. All original equipment manufacturers' numbers, pictures and models used in this catalogue are for reference only. Our products bear our trade-mark.

Fig.	CEI no.	ZF no.	Description	Q.ty	Notes					
1	109.748	1314 333 031	Synchronizer Cone	1		●				
2	298.146	1328 333 006	Flange GP	1		●				
3	111.373	0730 513 682	Retainer ring	2		●				
4	123.290	1328 332 024	Inside crown support 82 T	1		●				
5	119.274	1328 332 046	Synchronizer ring	1		●				
6	123.289	1328 332 045	Crown Gear 82 T	1		●				
7	119.269	1328 333 005	Synchronizer ring	2		●				
8	154.419	1328 333 003	Sliding Sleeve	1		●				
9	156.125	0732 040 929	Spring De.6x36	6		●				
10	171.069	0730 162 804	Cylinder roller	6		●				
11	298.894	1328 233 001	Synchro Kit	1		●				
12	130.981	0750 118 284	Bearing 100x130x30	1		●				
13	111.402	0630 513 139	Elastic Ring	1		●				
14	111.401	0730 513 745	Lock Ring A=2,50	1		●				
15	109.749	1328 333 009	Synchronizer Cone	1		●				
16	154.488	1328 304 068	Sliding Sleeve	1		●				
17	111.406	0630 502 218	Lock Ring 64x2	1		●				
18	269.794	1328 332 023	Pressure Disc	2		●				
19	157.744	1328 332 030	Sun Gear 23 T	1		●				
20	160.279	7636 038 103	Pin	2		●				
21	190.430	1328 232 011	Planetary Carrier	1	W/out Retarder	●				
21	190.493	1328 232 016	Planetary Carrier	1	With Retarder	●				
22	107.236	1328 332 041	Planetary pin	5		●				
23	269.009	0730 109 323	Spacer Ring	10		●				
24	171.062	0750 119 116	Needle 10x16,80 (140 pcs)	140		●				
25	269.647	0730 109 640	Thrust Washer T.9,00 mm	5		●				
26	298.248	1328 232 006	Planetary Gear Set	1		●				
27	244.191	6085 301 217	Gear 57 T	1	With Retarder	●				
28	130.245	0750 116 394	Bearing 90x160x30	1		●				
29	128.328	1328 331 002	Cover	1		●				
30	139.633	0734 319 459	Seal Ring	1		●				
31	197.258	1314 332 054	Output Flange	1		●				
32	141.227	1328 306 026	Fork	1		●				
33	141.243	1327 306 007	Fork	1		●				
34	141.215	1328 312 005	Sliding Pad	2		●				
35	141.214	1328 334 004	Sliding Pad	2		●				

12AS2131

AS TRONIC
12AS2131

Date _____ Notes _____
 06/2014 _____

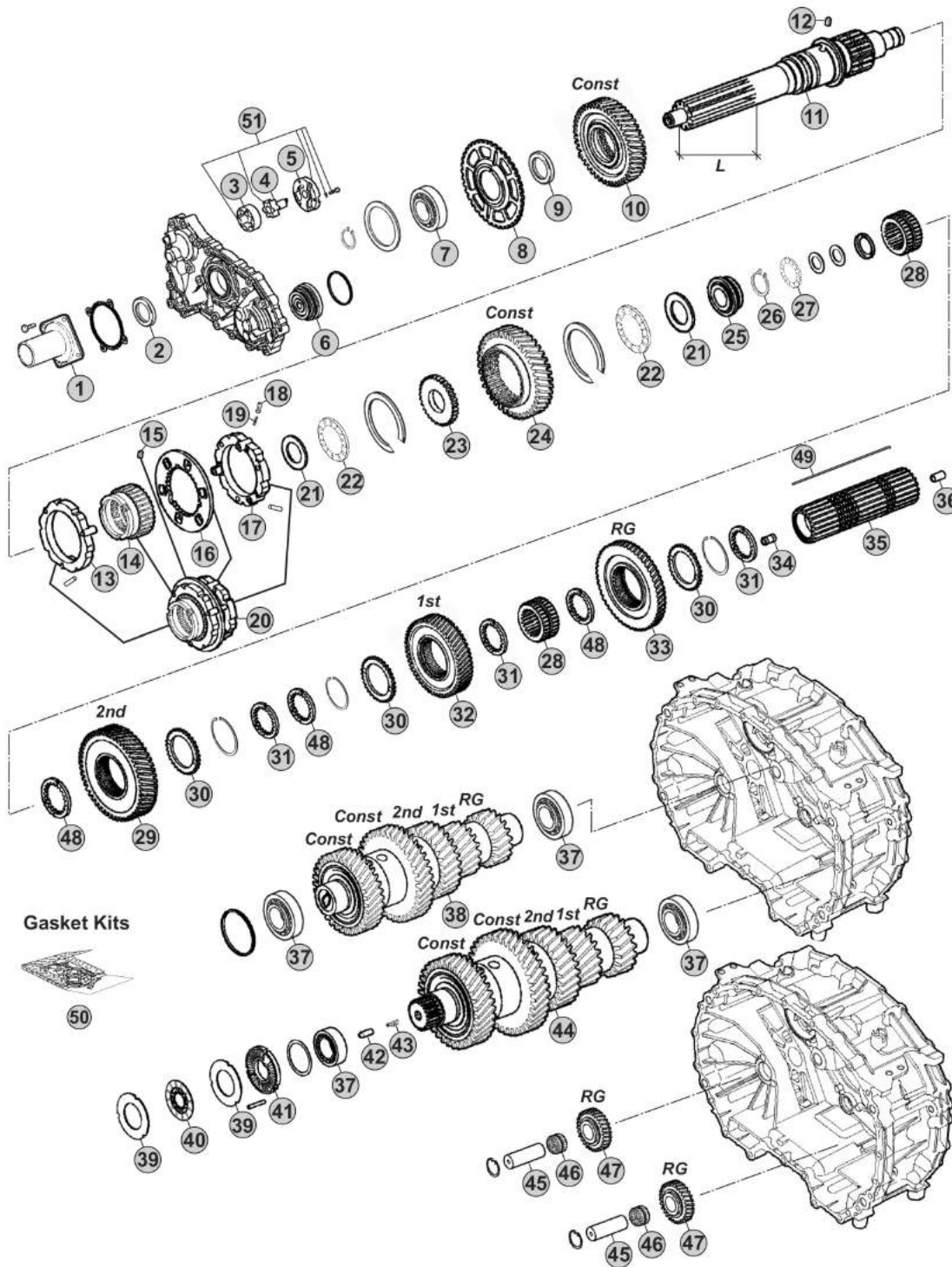


MODELS:

- AS TRONIC

VERSIONS:

- 12AS2140 (1329 xxx xxx)



Notes

12AS2140 R. 15,86-1,00

Our spare parts are not the originals but interchangeable with the originals ones. All original equipment manufacturers' numbers, pictures and models used in this catalogue are for reference only. Our products bear our trade-mark.

Fig.	CEI no.	ZF no.	Description	Q.ty	Notes	12AS2140				
1	128.327	1314 302 096	Front cover	1		●				
2	139.966	0750 111 348	Oil Seal 55x70x8	1		●				
3	189.678	1315 303 027	Rotor	1		●				
4	189.679	1314 202 039	Oil Pump Shaft	1		●				
5	189.728	1314 302 138	Oil Pump Cover	1		●				
6	188.272	1328 202 024	Piston	1		●				
7	130.823	0750 116 365	Bearing 65x120x23	1		●				
8	126.032	1328 302 024	Speedometer Gear	1		●				
9	269.320	0730 110 392	Thrust Washer	1		●				
10	244.304	1329 302 002	Constant Gear	1		●				
11	102.705	1329 302 014	Input Shaft	1		●				
12	160.261	1328 302 072	Lock Pin	1		●				
13	119.272	1328 202 042	Synchronizer Ring	1		●				
14	154.422	1328 302 064	Sliding Sleeve	1		●				
15	160.261	1328 302 072	Lock Pin	1		●				
16	135.189	1328 302 132	Plate	1		●				
17	119.286	1328 202 043	Synchronizer Ring	1		●				
18	171.063	0635 470 046	Needle	3		●				
19	156.037	0732 040 385	Outer Spring De.6x34	3		●				
20	196.374	1328 298 002	Synchronizer Assy	1		●				
21	269.322	0730 111 066	Washer	2		●				
22	137.316	0735 321 487	Needle 43x73x8	2		●				
23	269.205	1328 302 061	Washer	1		●				
24	244.305	1329 304 011	Constant Gear	1		●				
25	111.377	1328 302 075	Ring	1		●				
26	139.863	0730 513 641	Retaining Ring T.2,00	1		●				
27	137.376	0735 321 381	Needle 30x52x7,5 mm	1		●				
28	155.246	1328 304 064	Sliding Hub	2		●				
29	244.306	1329 304 010	Gear 2nd Speed	1		●				
30	269.175	1314 304 119	Follower ring outer	3		●				
31	269.176	1314 304 008	Follower ring inner Th.7,00 mm	3		●				
32	244.307	1329 304 007	Gear 1st Speed	1		●				
33	244.060	1328 304 061	Reverse Gear 50 T	1		●				
34	189.729	1314 304 097	Oil Tube	1		●				
35	103.304	1329 304 012	Main Shaft	1		●				
36	189.730	1314 332 043	Oil Tube	1		●				
37	130.993	0750 117 640	Bearing 50x90x28	4		●				
38	190.546	1329 203 011	Countershaft Assy	1		●				
39	269.178	1314 303 077	Clutch disc	4		●				
40	269.796	0501 214 822	Clutch Disc	2		●				
41	128.226	1328 302 118	Cover	1		●				
42	160.303	0731 208 242	Pin	1		●				
43	156.212	0732 042 766	Spring	1		●				

AS TRONIC
12AS2140

Date

06/2014

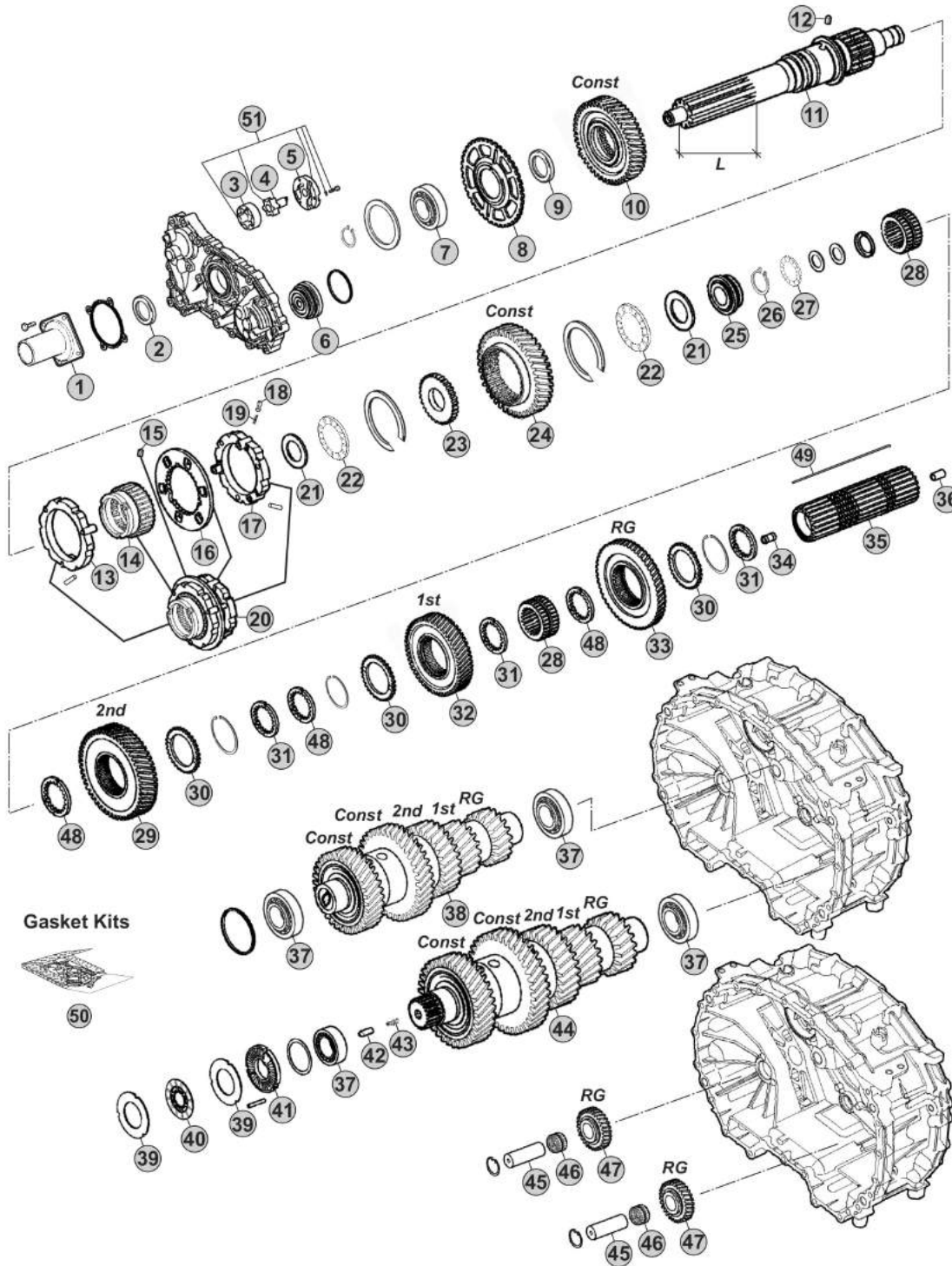
Notes

MODELS:

- AS TRONIC

VERSIONS:

- 12AS2140 (1329 xxx xxx)



Notes

12AS2140 R. 15,86-1,00

Our spare parts are not the originals but interchangeable with the originals ones. All original equipment manufacturers' numbers, pictures and models used in this catalogue are for reference only. Our products bear our trade-mark.

Fig.	CEI no.	ZF no.	Description	Q.ty	Notes	12AS2140				
44	190.547	1329 203 012	Countershaft Assy	1		●				
45	107.269	1328 305 007	Reverse Shaft	2		●				
46	137.808	0735 321 454	Needle Cage	2		●				
47	147.302	1328 305 014	Reverse Gear 29 T	2		●				
48	269.176	1314 304 008	Follower ring inner Th.7,00 mm	3		●				
48	269.354	1327 304 033	Spacer Th 7,05 mm	3		●				
48	269.355	1327 304 034	Spacer Th.7,10 mm	3		●				
48	269.356	1327 304 035	Spacer Th.7,15 mm	3		●				
48	269.357	1327 304 036	Spacer Th.7,20 mm	3		●				
49	189.736	1329 304 006	Key	1		●				
50	298.158	1327 298 001	Gasket Kit	1		●				
51	280.823	1314 202 055	Oil Pump Kit	1		●				

AS TRONIC
12AS2140

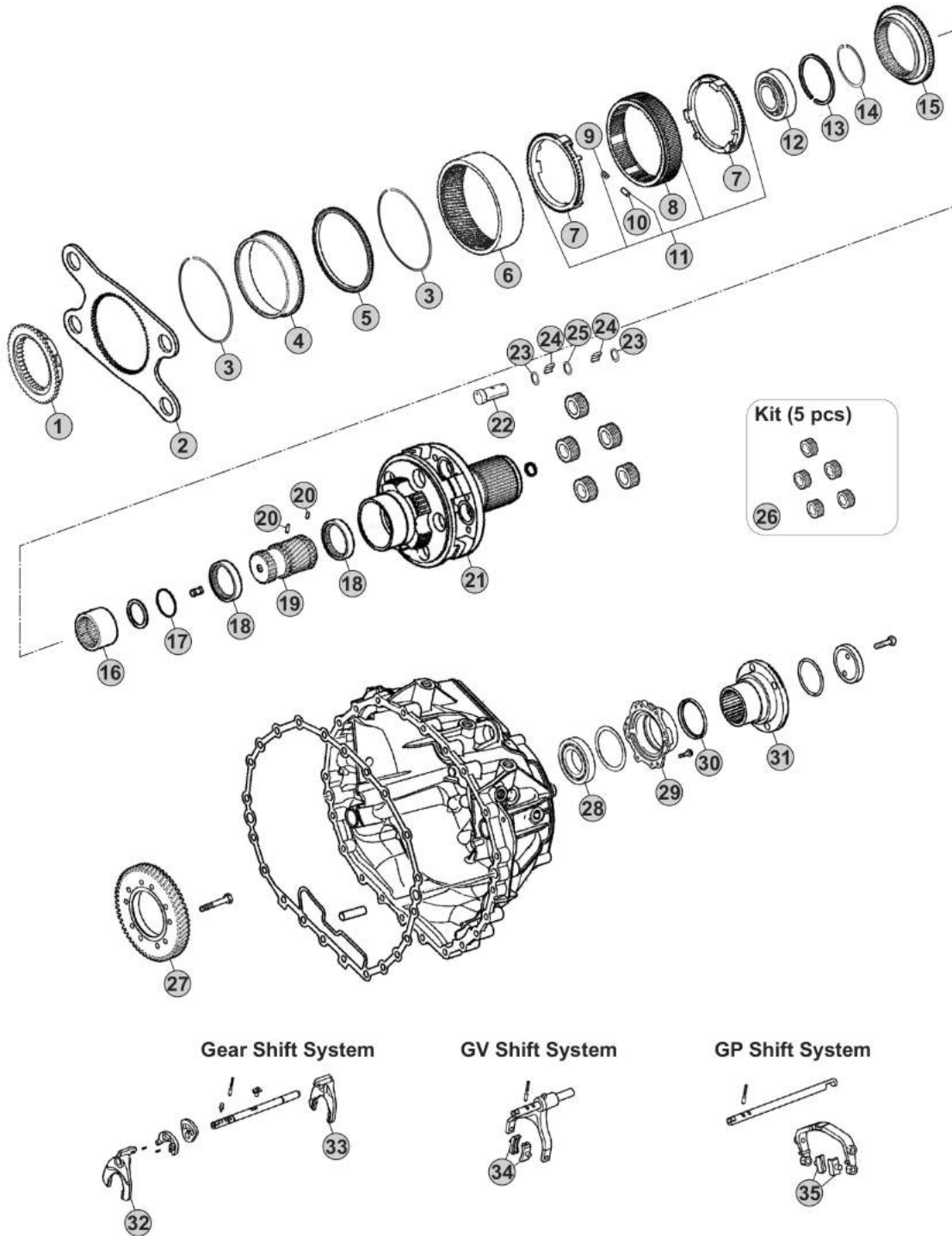
Date 06/2014 Notes _____

MODELS:

- AS TRONIC

VERSIONS:

- 12AS2140 (1329 xxx xxx)



Our spare parts are not the originals but interchangeable with the originals ones. All original equipment manufacturers' numbers, pictures and models used in this catalogue are for reference only. Our products bear our trade-mark.

Notes

12AS2140 R. 15,86-1,00

Our spare parts are not the originals but interchangeable with the originals ones. All original equipment manufacturers' numbers, pictures and models used in this catalogue are for reference only. Our products bear our trade-mark.

Fig.	CEI no.	ZF no.	Description	Q.ty	Notes	12AS2140			
1	109.748	1314 333 031	Synchronizer Cone	1		●			
2	298.146	1328 333 006	Flange GP	1		●			
3	111.373	0730 513 682	Retainer ring	2		●			
4	123.290	1328 332 024	Inside crown support 82 T	1		●			
5	119.274	1328 332 046	Synchronizer ring	1		●			
6	123.289	1328 332 045	Crown Gear 82 T	1		●			
7	119.269	1328 333 005	Synchronizer ring	2		●			
8	154.419	1328 333 003	Sliding Sleeve	1		●			
9	156.125	0732 040 929	Spring De.6x36	6		●			
10	171.069	0730 162 804	Cylinder roller	6		●			
11	298.894	1328 233 001	Synchro Kit	1		●			
12	130.981	0750 118 284	Bearing 100x130x30	1		●			
13	111.402	0630 513 139	Elastic Ring	1		●			
14	111.401	0730 513 745	Lock Ring A=2,50	1		●			
15	109.749	1328 333 009	Synchronizer Cone	1		●			
16	154.488	1328 304 068	Sliding Sleeve	1		●			
17	111.406	0630 502 218	Lock Ring 64x2	1		●			
18	269.794	1328 332 023	Pressure Disc	2		●			
19	157.744	1328 332 030	Sun Gear 23 T	1		●			
20	160.279	7636 038 103	Pin	2		●			
21	190.430	1328 232 011	Planetary Carrier	1	W/out Retarder	●			
21	190.493	1328 232 016	Planetary Carrier	1	W/Retarder	●			
22	107.236	1328 332 041	Planetary pin	5		●			
23	269.009	0730 109 323	Spacer Ring	10		●			
24	171.062	0750 119 116	Needle 10x16,80 (140 pcs)	140		●			
25	269.647	0730 109 640	Thrust Washer T.9,00 mm	5		●			
26	298.248	1328 232 006	Planetary Gear Set	1		●			
27	244.191	6085 301 217	Gear 57 T	1	With Retarder	●			
28	130.245	0750 116 394	Bearing 90x160x30	1		●			
29	128.328	1328 331 002	Cover	1		●			
30	139.633	0734 319 459	Seal Ring	1		●			
31	197.258	1314 332 054	Output Flange	1		●			
32		1329 306 008	Fork	1		●			
33		1329 306 007	Fork	1		●			
34	141.215	1328 312 005	Sliding Pad	2		●			
35	141.214	1328 334 004	Sliding Pad	2		●			

AS TRONIC
12AS2140

Date _____ Notes _____

06/2014

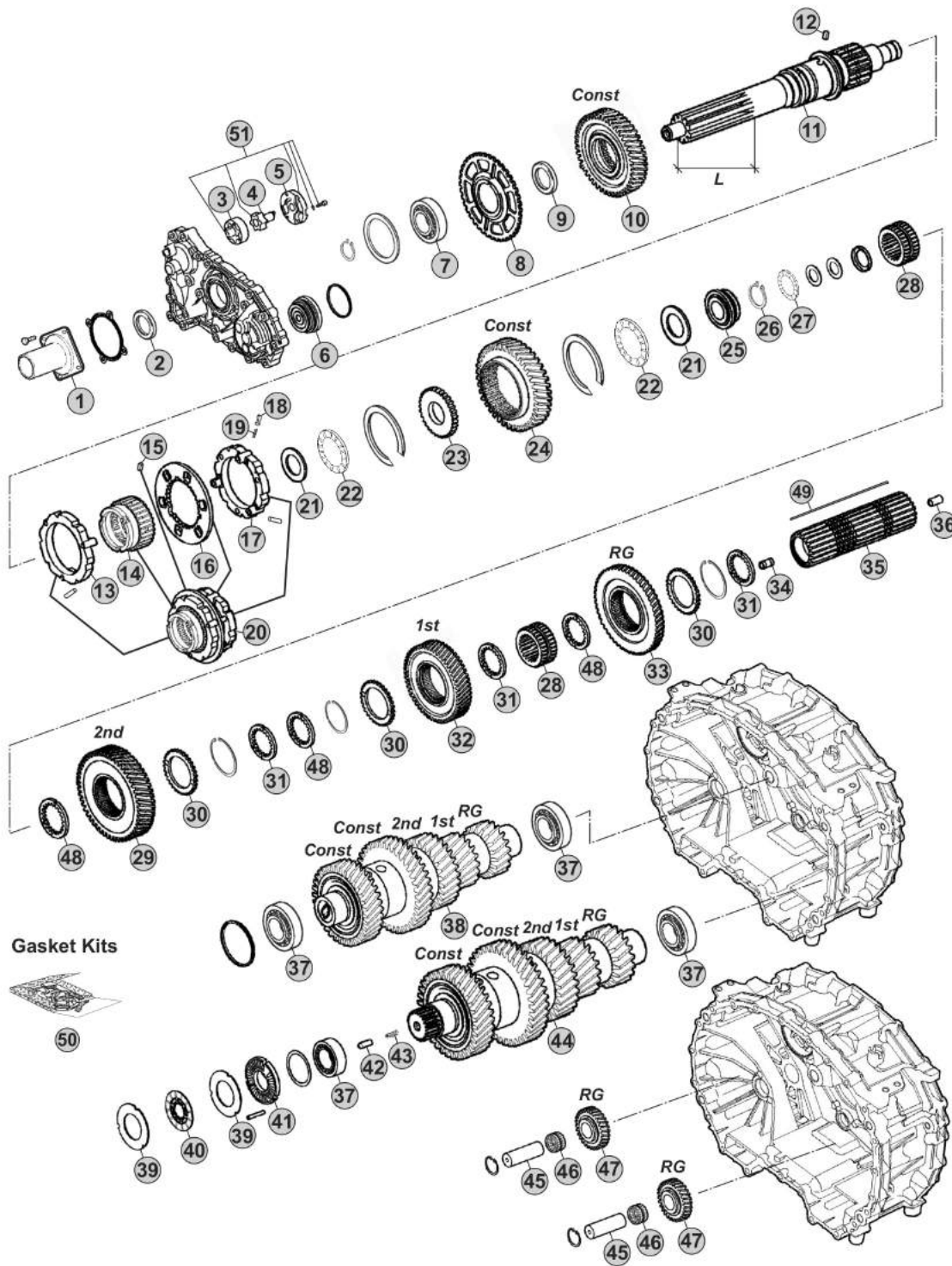


MODELS:

- AS TRONIC

VERSIONS:

- 12AS2141 (1329 xxx xxx)



Notes

12AS2141 R. 15,86-1,00

Our spare parts are not the originals but interchangeable with the originals ones. All original equipment manufacturers' numbers, pictures and models used in this catalogue are for reference only. Our products bear our trade-mark.

Fig.	CEI no.	ZF no.	Description	Q.ty	Notes	12AS2141			
1	128.327	1314 302 096	Front cover	1		●			
2	139.966	0750 111 348	Oil Seal 55x70x8	1		●			
3	189.678	1315 303 027	Rotor	1		●			
4	189.679	1314 202 039	Oil Pump Shaft	1		●			
5	189.728	1314 302 138	Oil Pump Cover	1		●			
6	188.272	1328 202 024	Piston	1		●			
7	130.823	0750 116 365	Bearing 65x120x23	1		●			
8	126.032	1328 302 024	Speedometer Gear	1		●			
9	269.320	0730 110 392	Thrust Washer	1		●			
10	244.304	1329 302 002	Constant Gear	1		●			
11	102.705	1329 302 014	Input Shaft	1		●			
12	160.261	1328 302 072	Lock Pin	1		●			
13	119.272	1328 202 042	Synchronizer Ring	1		●			
14	154.422	1328 302 064	Sliding Sleeve	1		●			
15	160.261	1328 302 072	Lock Pin	1		●			
16	135.189	1328 302 132	Plate	1		●			
17	119.286	1328 202 043	Synchronizer Ring	1		●			
18	171.063	0635 470 046	Needle	3		●			
19	156.037	0732 040 385	Outer Spring De.6x34	3		●			
20	196.374	1328 298 002	Synchronizer Assy	1		●			
21	269.322	0730 111 066	Washer	2		●			
22	137.316	0735 321 487	Needle 43x73x8	2		●			
23	269.205	1328 302 061	Washer	1		●			
24	244.305	1329 304 011	Constant Gear	1		●			
25	111.377	1328 302 075	Ring	1		●			
26	139.863	0730 513 641	Retaining Ring T.2,00	1		●			
27	137.376	0735 321 381	Needle 30x52x7,5 mm	1		●			
28	155.246	1328 304 064	Sliding Hub	2		●			
29	244.306	1329 304 010	Gear 2nd Speed	1		●			
30	269.175	1314 304 119	Follower ring outer	3		●			
31	269.176	1314 304 008	Follower ring inner Th.7,00 mm	3		●			
32	244.307	1329 304 007	Gear 1st Speed	1		●			
33	244.060	1328 304 061	Reverse Gear 50 T	1		●			
34	189.729	1314 304 097	Oil Tube	1		●			
35	103.304	1329 304 012	Main Shaft	1		●			
36	189.730	1314 332 043	Oil Tube	1		●			
37	130.993	0750 117 640	Bearing 50x90x28	4		●			
38	190.546	1329 203 011	Countershaft Assy	1		●			
39	269.178	1314 303 077	Clutch disc	4		●			
40	269.796	0501 214 822	Clutch Disc	2		●			
41	128.226	1328 302 118	Cover	1		●			
42	160.303	0731 208 242	Pin	1		●			
43	156.212	0732 042 766	Spring	1		●			

AS TRONIC
12AS2141

Date

06/2014

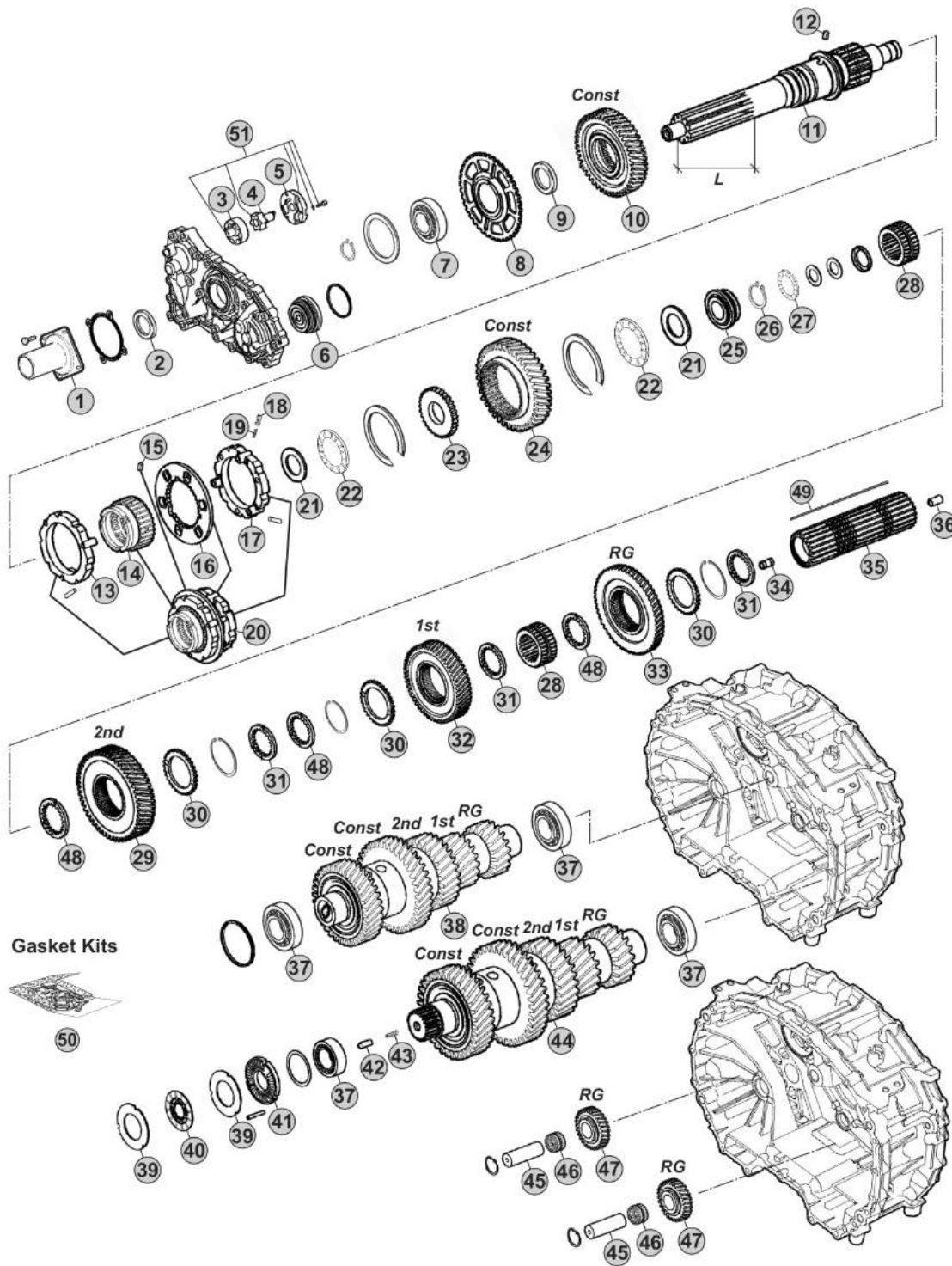
Notes

MODELS:

- AS TRONIC

VERSIONS:

- 12AS2141 (1329 xxx xxx)



Our spare parts are not the originals but interchangeable with the originals ones. All original equipment manufacturers' numbers, pictures and models used in this catalogue are for reference only. Our products bear our trade-mark.

Notes

12AS2141 R. 15,86-1,00

Our spare parts are not the originals but interchangeable with the originals ones. All original equipment manufacturers' numbers, pictures and models used in this catalogue are for reference only. Our products bear our trade-mark.

Fig.	CEI no.	ZF no.	Description	Q.ty	Notes	12AS2141				
44	190.547	1329 203 012	Countershaft Assy	1		●				
45	107.269	1328 305 007	Reverse Shaft	2		●				
46	137.808	0735 321 454	Needle Cage	2		●				
47	147.302	1328 305 014	Reverse Gear 29 T	2		●				
48	269.176	1314 304 008	Follower ring inner Th.7,00 mm	3		●				
48	269.354	1327 304 033	Spacer Th 7,05 mm	3		●				
48	269.355	1327 304 034	Spacer Th.7,10 mm	3		●				
48	269.356	1327 304 035	Spacer Th.7,15 mm	3		●				
48	269.357	1327 304 036	Spacer Th.7,20 mm	3		●				
49	189.736	1329 304 006	Key	1		●				
50	298.158	1327 298 001	Gasket Kit	1		●				
51	280.823	1314 202 055	Oil Pump Kit	1		●				

AS TRONIC
12AS2141

Date _____ Notes _____
06/2014

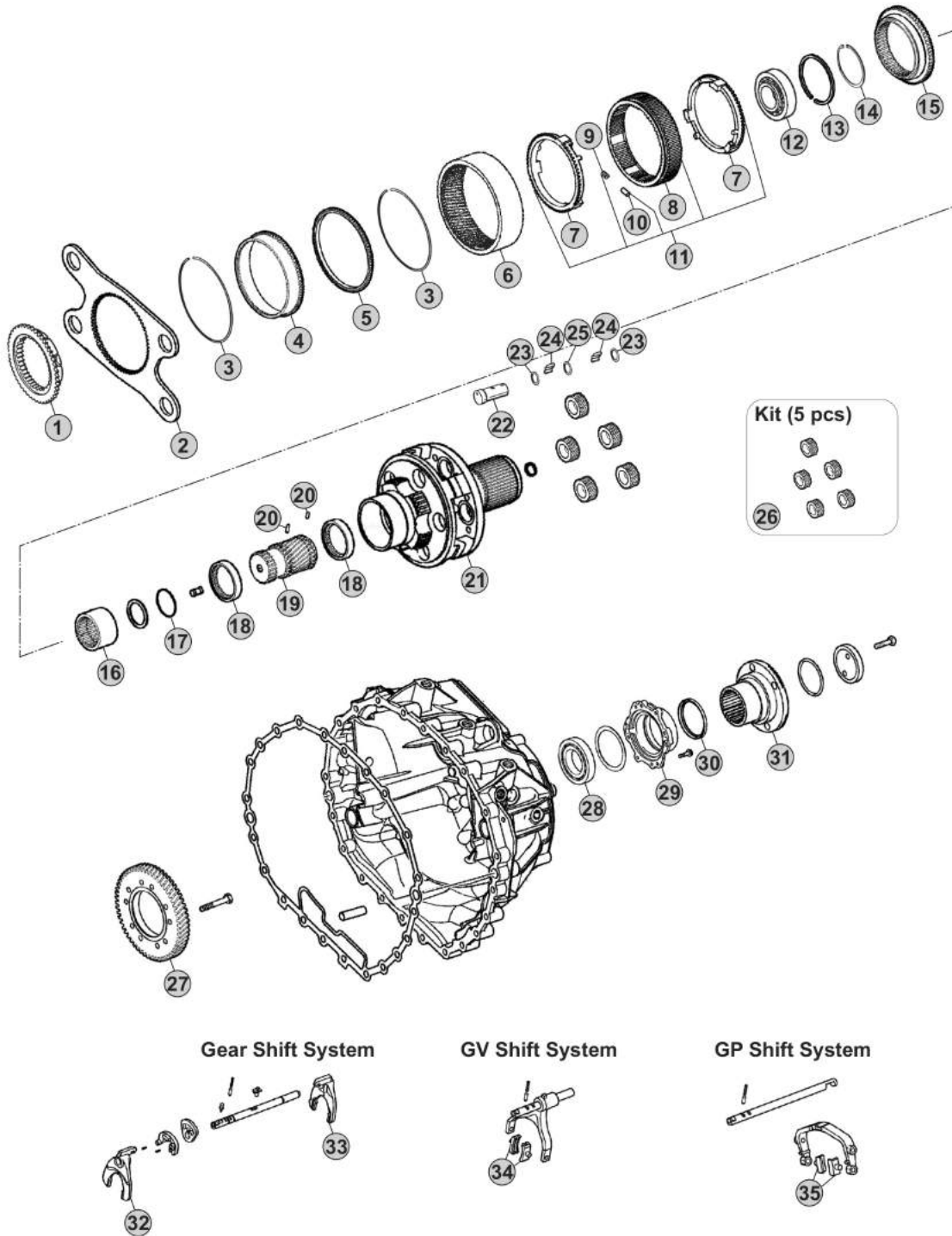


MODELS:

- AS TRONIC

VERSIONS:

- 12AS2141 (1329 xxx xxx)



Our spare parts are not the originals but interchangeable with the originals ones. All original equipment manufacturers' numbers, pictures and models used in this catalogue are for reference only. Our products bear our trade-mark.

Notes

12AS2141 R. 15,86-1,00

Our spare parts are not the originals but interchangeable with the originals ones. All original equipment manufacturers' numbers, pictures and models used in this catalogue are for reference only. Our products bear our trade-mark.

Fig.	CEI no.	ZF no.	Description	Q.ty	Notes	12AS2141					
1	109.748	1314 333 031	Synchronizer Cone	1		●					
2	298.146	1328 333 006	Flange GP	1		●					
3	111.373	0730 513 682	Retainer ring	2		●					
4	123.290	1328 332 024	Inside crown support 82 T	1		●					
5	119.274	1328 332 046	Synchronizer ring	1		●					
6	123.289	1328 332 045	Crown Gear 82 T	1		●					
7	119.269	1328 333 005	Synchronizer ring	2		●					
8	154.419	1328 333 003	Sliding Sleeve	1		●					
9	156.125	0732 040 929	Spring De.6x36	6		●					
10	171.069	0730 162 804	Cylinder roller	6		●					
11	298.894	1328 233 001	Synchro Kit	1		●					
12	130.981	0750 118 284	Bearing 100x130x30	1		●					
13	111.402	0630 513 139	Elastic Ring	1		●					
14	111.401	0730 513 745	Lock Ring A=2,50	1		●					
15	109.749	1328 333 009	Synchronizer Cone	1		●					
16	154.488	1328 304 068	Sliding Sleeve	1		●					
17	111.406	0630 502 218	Lock Ring 64x2	1		●					
18	269.794	1328 332 023	Pressure Disc	2		●					
19	157.744	1328 332 030	Sun Gear 23 T	1		●					
20	160.279	7636 038 103	Pin	2		●					
21	190.430	1328 232 011	Planetary Carrier	1	W/out Retarder	●					
21	190.493	1328 232 016	Planetary Carrier	1	W/Retarder	●					
22	107.236	1328 332 041	Planetary pin	5		●					
23	269.009	0730 109 323	Spacer Ring	10		●					
24	171.062	0750 119 116	Needle 10x16,80 (140 pcs)	140		●					
25	269.647	0730 109 640	Thrust Washer T.9,00 mm	5		●					
26	298.248	1328 232 006	Planetary Gear Set	1		●					
27	244.191	6085 301 217	Gear 57 T	1	With Retarder	●					
28	130.245	0750 116 394	Bearing 90x160x30	1		●					
29	128.328	1328 331 002	Cover	1		●					
30	139.633	0734 319 459	Seal Ring	1		●					
31	197.258	1314 332 054	Output Flange	1		●					
32		1329 306 008	Fork	1		●					
33		1329 306 007	Fork	1		●					
34	141.215	1328 312 005	Sliding Pad	2		●					
35	141.214	1328 334 004	Sliding Pad	2		●					

AS TRONIC
12AS2141

Date: 06/2014 Notes: _____

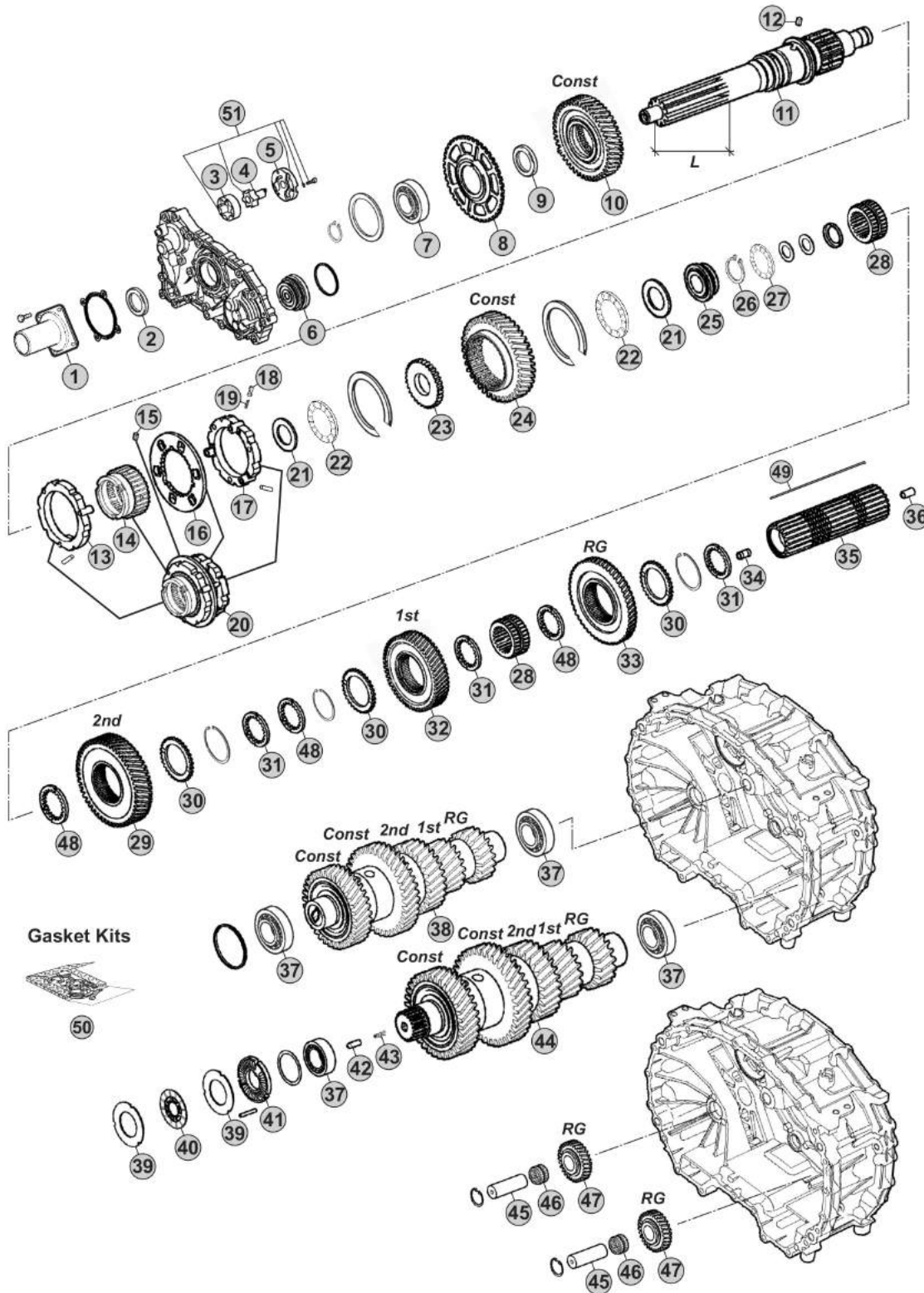


MODELS:

- AS TRONIC

VERSIONS:

- 12AS2300 (1337 xxx xxx)



Notes

12AS2300 R. 12,33-0,78

Our spare parts are not the originals but interchangeable with the originals ones. All original equipment manufacturers' numbers, pictures and models used in this catalogue are for reference only. Our products bear our trade-mark.

Fig.	CEI no.	ZF no.	Description	Q.ty	Notes	12AS2300				
1	128.327	1314 302 096	Front cover	1		●				
2	139.966	0750 111 348	Oil Seal 55x70x8	1		●				
3	189.678	1315 303 027	Rotor	1		●				
4	189.679	1314 202 039	Oil Pump Shaft	1		●				
5	189.728	1314 302 138	Oil Pump Cover	1		●				
6	188.272	1328 202 024	Piston	1		●				
7	130.823	0750 116 365	Bearing 65x120x23	1		●				
8	126.032	1328 302 024	Speedometer Gear	1		●				
9	269.320	0730 110 392	Thrust Washer	1		●				
10	145.993	1327 302 006	Constant Gear 46 T	1		●				
11	103.220	1328 302 078	Input Shaft L=110 mm	1		●				
12	160.261	1328 302 072	Lock Pin	1		●				
13	119.272	1328 202 042	Synchronizer Ring	1		●				
14	154.422	1328 302 064	Sliding Sleeve	1		●				
15	160.261	1328 302 072	Lock Pin	1		●				
16	135.189	1328 302 132	Plate	1		●				
17	119.273	1328 202 044	Synchronizer Ring	1		●				
18	171.063	0635 470 046	Needle	3		●				
19	156.037	0732 040 385	Outer Spring De.6x34	3		●				
20	196.371	1328 298 001	Synchronizer Assy	1		●				
21	269.322	0730 111 066	Washer	2		●				
22	137.316	0735 321 487	Needle 43x73x8	2		●				
23	269.205	1328 302 061	Washer	1		●				
24	145.994	1327 304 015	Constant gear 40 T	1		●				
25	111.377	1328 302 075	Ring	1		●				
26	139.863	0730 513 641	Retaining Ring T.2,00	1		●				
27	137.376	0735 321 381	Needle 30x52x7,5 mm	1		●				
28	155.246	1328 304 064	Sliding Hub	2		●				
29	244.058	1327 304 024	Gear 2nd Speed 48 T	1		●				
30	269.175	1314 304 119	Follower ring outer	3		●				
31	269.176	1314 304 008	Follower ring inner Th.7,00 mm	3		●				
32	244.059	1328 304 060	Gear 1st Speed 54 T	1		●				
33	244.060	1328 304 061	Reverse Gear 50 T	1		●				
34	189.729	1314 304 097	Oil Tube	1		●				
35	103.243	1327 304 032	Main shaft	1		●				
36	189.730	1314 332 043	Oil Tube	1		●				
37	130.993	0750 117 640	Bearing 50x90x28	4		●				
38	190.428	1327 203 044	Countershaft 19/19/28/38/44 T	1		●				
39	269.178	1314 303 077	Clutch disc	4		●				
40	269.793	0501 214 821	Clutch Disc	2		●				
41	128.226	1328 302 118	Cover	1		●				
42	160.303	0731 208 242	Pin	1		●				
43	156.212	0732 042 766	Spring	1		●				

AS TRONIC
12AS2300

Date

06/2014

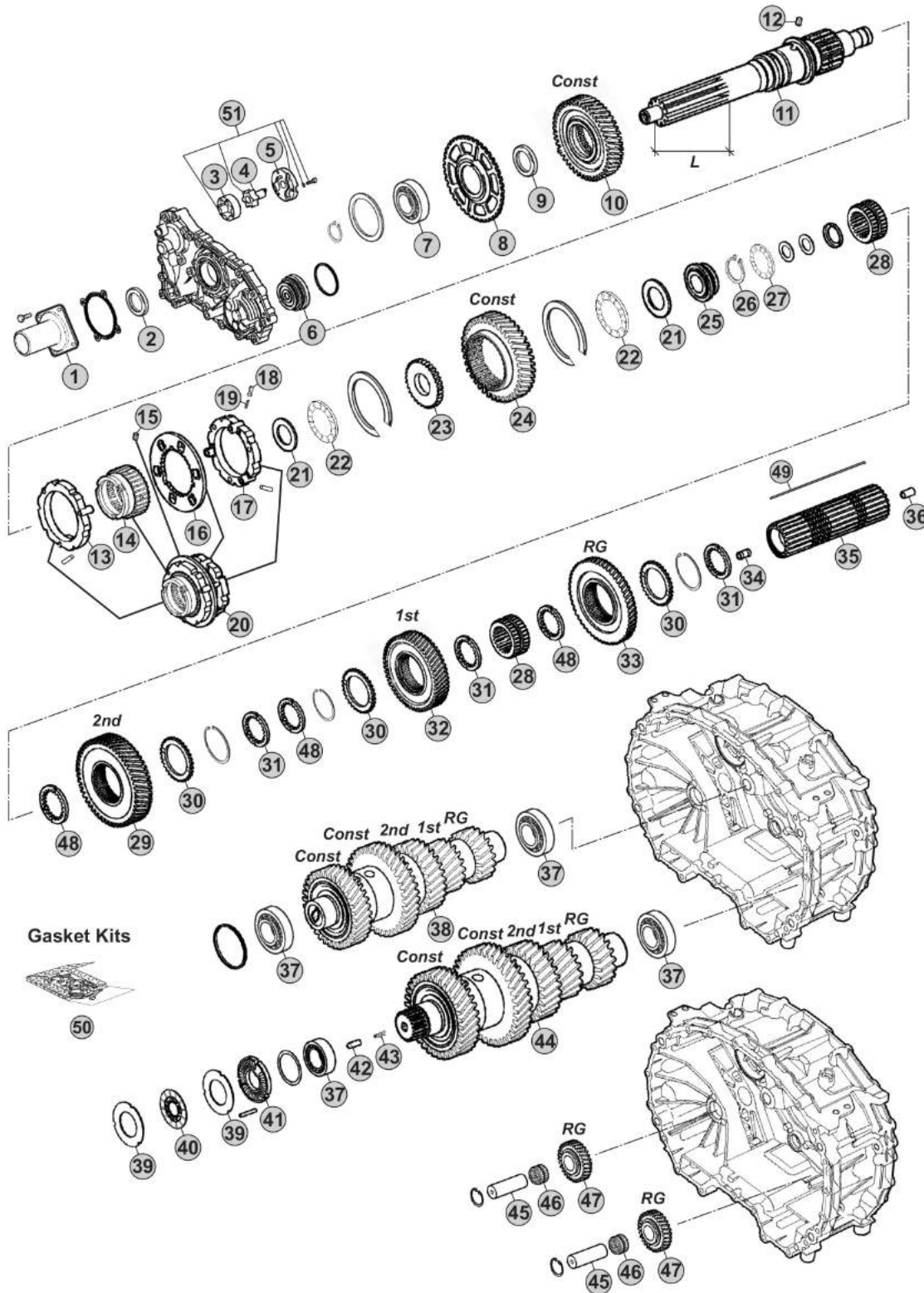
Notes

MODELS:

- AS TRONIC

VERSIONS:

- 12AS2300 (1337 xxx xxx)



Notes

12AS2300 R. 12,33-0,78

Our spare parts are not the originals but interchangeable with the originals ones. All original equipment manufacturers' numbers, pictures and models used in this catalogue are for reference only. Our products bear our trade-mark.

Fig.	CEI no.	ZF no.	Description	Q.ty	Notes	12AS2300				
44	190.429	1327 203 046	Countershaft 19/19/28/38/44 T	1		●				
45	107.269	1328 305 007	Reverse Shaft	2		●				
46	137.808	0735 321 454	Needle Cage	2		●				
47	147.302	1328 305 014	Reverse Gear 29 T	2		●				
48	269.176	1314 304 008	Follower ring inner Th.7,00 mm	3		●				
48	269.354	1327 304 033	Spacer Th 7,05 mm	3		●				
48	269.355	1327 304 034	Spacer Th.7,10 mm	3		●				
48	269.356	1327 304 035	Spacer Th.7,15 mm	3		●				
48	269.357	1327 304 036	Spacer Th.7,20 mm	3		●				
49	189.653	1328 304 035	Key	1		●				
50	298.158	1327 298 001	Gasket Kit	1		●				
51	280.823	1314 202 055	Oil Pump Kit	1		●				

AS TRONIC
12AS2300

Date _____ **Notes** _____

06/2014

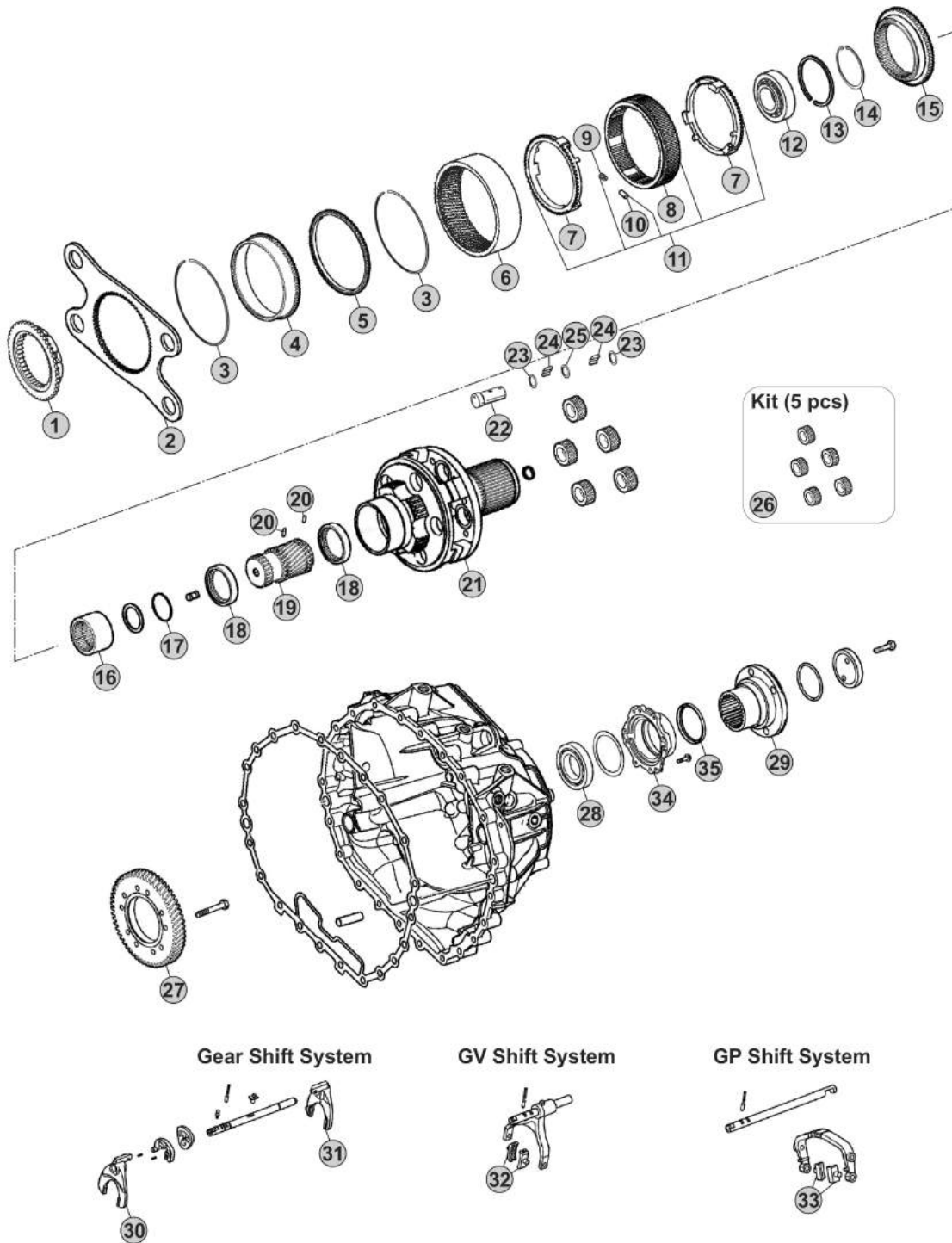


MODELS:

- AS TRONIC

VERSIONS:

- 12AS2300 (1337 xxx xxx)



Our spare parts are not the originals but interchangeable with the originals ones. All original equipment manufacturers' numbers, pictures and models used in this catalogue are for reference only. Our products bear our trade-mark.

Notes

12AS2300 R. 12,33-0,78

Our spare parts are not the originals but interchangeable with the originals ones. All original equipment manufacturers' numbers, pictures and models used in this catalogue are for reference only. Our products bear our trade-mark.

Fig.	CEI no.	ZF no.	Description	Q.ty	Notes					
1	109.748	1314 333 031	Synchronizer Cone	1		●				
2	298.146	1328 333 006	Flange GP	1		●				
3	111.373	0730 513 682	Retainer ring	2		●				
4	123.290	1328 332 024	Inside crown support 82 T	1		●				
5	119.274	1328 332 046	Synchronizer ring	1		●				
6	123.289	1328 332 045	Crown Gear 82 T	1		●				
7	119.269	1328 333 005	Synchronizer ring	2		●				
8	154.419	1328 333 003	Sliding Sleeve	1		●				
9	156.125	0732 040 929	Spring De.6x36	6		●				
10	171.069	0730 162 804	Cylinder roller	6		●				
11	298.894	1328 233 001	Synchro Kit	1		●				
12	130.981	0750 118 284	Bearing 100x130x30	1		●				
13	111.402	0630 513 139	Elastic Ring	1		●				
14	111.401	0730 513 745	Lock Ring A=2,50	1		●				
15	109.749	1328 333 009	Synchronizer Cone	1		●				
16	154.488	1328 304 068	Sliding Sleeve	1		●				
17	111.406	0630 502 218	Lock Ring 64x2	1		●				
18	269.794	1328 332 023	Pressure Disc	2		●				
19	157.744	1328 332 030	Sun Gear 23 T	1		●				
20	160.279	7636 038 103	Pin	2		●				
21	190.493	1328 232 016	Planetary Carrier	1	W/Retarder	●				
21	190.430	1328 232 011	Planetary Carrier	1	W/out Retarder	●				
22	107.236	1328 332 041	Planetary pin	5		●				
23	269.009	0730 109 323	Spacer Ring	10		●				
24	171.062	0750 119 116	Needle 10x16,80 (140 pcs)	140		●				
25	269.647	0730 109 640	Thrust Washer T.9,00 mm	5		●				
26	298.248	1328 232 006	Planetary Gear Set	1		●				
27	244.191	6085 301 217	Gear 57 T	1	W/Retarder	●				
28	130.245	0750 116 394	Bearing 90x160x30	1		●				
29		1348 332 002	Output Flange	1		●				
30	141.227	1328 306 026	Fork	1		●				
31	141.243	1327 306 007	Fork	1		●				
32	141.215	1328 312 005	Sliding Pad	2		●				
33	141.214	1328 334 004	Sliding Pad	2		●				
34	128.328	1328 331 002	Cover	1		●				
35	139.633	0734 319 459	Seal Ring	1		●				

12AS2300

AS TRONIC
12AS2300

Date _____ Notes _____

06/2014

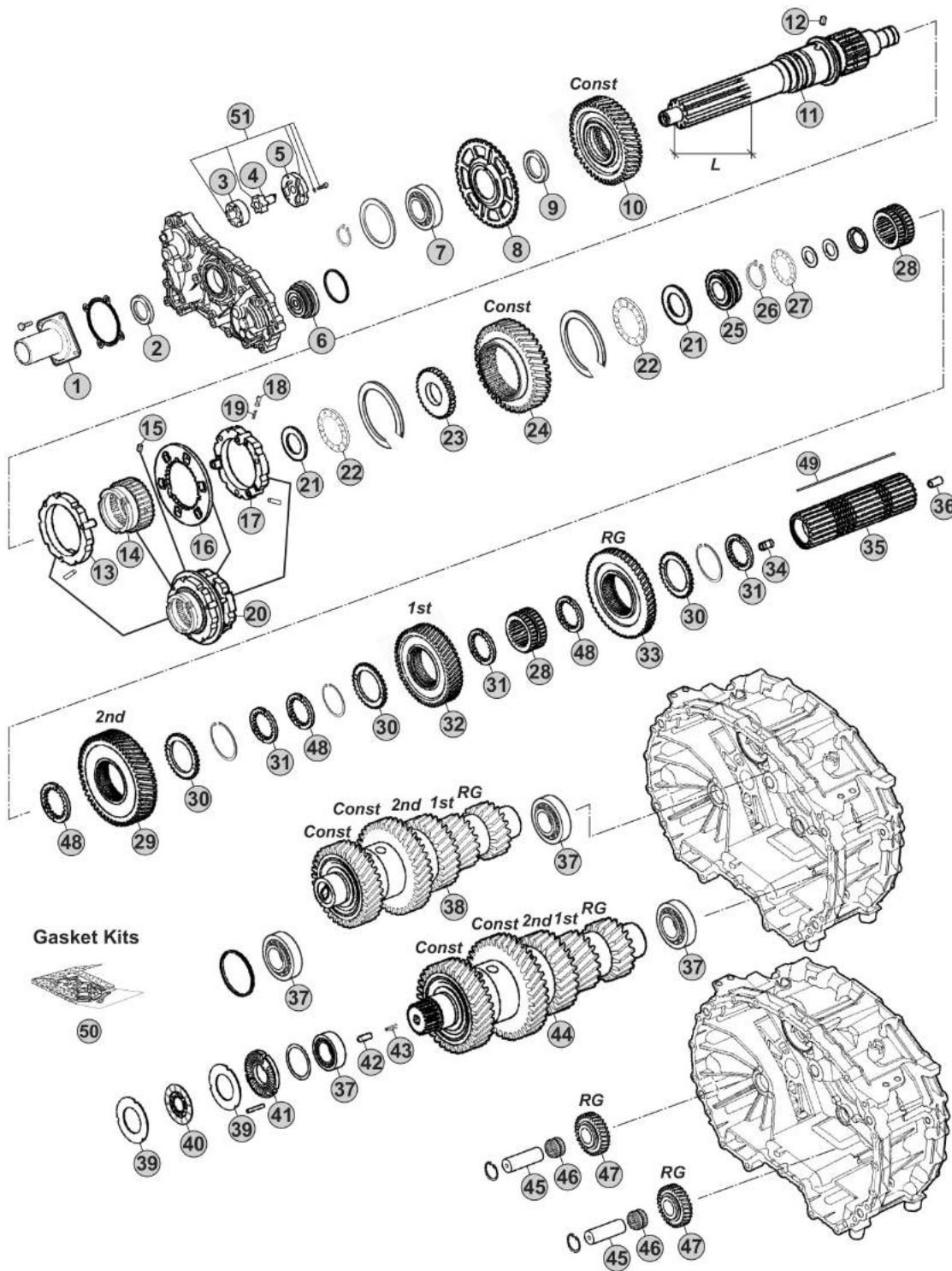


MODELS:

- AS TRONIC

VERSIONS:

- 12AS2301 (1327 xxx xxx)



Notes

- (A) R. 12,33-0,78
- (B) R. 15,86-1,00

Our spare parts are not the originals but interchangeable with the originals ones. All original equipment manufacturers' numbers, pictures and models used in this catalogue are for reference only. Our products bear our trade-mark.

Fig.	CEI no.	ZF no.	Description	Q.ty	Notes	12AS2301				
1	128.327	1314 302 096	Front cover	1		●				
2	139.966	0750 111 348	Oil Seal 55x70x8	1		●				
3	189.678	1315 303 027	Rotor	1		●				
4	189.679	1314 202 039	Oil Pump Shaft	1		●				
5	189.728	1314 302 138	Oil Pump Cover	1		●				
6	188.272	1328 202 024	Piston	1		●				
7	130.823	0750 116 365	Bearing 65x120x23	1		●				
8	126.032	1328 302 024	Speedometer Gear	1		●				
9	269.320	0730 110 392	Thrust Washer	1		●				
10	145.993	1327 302 006	Constant Gear 46 T	1	A	●				
10	244.013	1327 302 005	Constant Gear 36 T	1	B	●				
11	103.220	1328 302 078	Input Shaft L=110 mm	1		●				
11	103.282	1328 302 077	Input Shaft L=116 mm	1		●				
12	160.261	1328 302 072	Lock Pin	1		●				
13	119.272	1328 202 042	Synchronizer Ring	1		●				
14	154.422	1328 302 064	Sliding Sleeve	1		●				
15	160.261	1328 302 072	Lock Pin	1		●				
16	135.189	1328 302 132	Plate	1		●				
17	119.273	1328 202 044	Synchronizer Ring	1	A	●				
17	119.286	1328 202 043	Synchronizer Ring	1	B	●				
18	171.063	0635 470 046	Needle	3		●				
19	156.037	0732 040 385	Outer Spring De.6x34	3		●				
20	196.371	1328 298 001	Synchronizer Assy	1	A	●				
20	196.374	1328 298 002	Synchronizer Assy	1	B	●				
21	269.322	0730 111 066	Washer	2		●				
22	137.316	0735 321 487	Needle 43x73x8	2		●				
23	269.205	1328 302 061	Washer	1		●				
24	145.994	1327 304 015	Constant gear 40 T	1		●				
25	111.377	1328 302 075	Ring	1		●				
26	139.863	0730 513 641	Retaining Ring T.2,00	1		●				
27	137.376	0735 321 381	Needle 30x52x7,5 mm	1		●				
28	155.246	1328 304 064	Sliding Hub	2		●				
29	244.058	1327 304 024	Gear 2nd Speed 48 T	1		●				
30	269.175	1314 304 119	Follower ring outer	3		●				
31	269.176	1314 304 008	Follower ring inner Th.7,00 mm	3		●				
32	244.059	1328 304 060	Gear 1st Speed 54 T	1		●				
33	244.060	1328 304 061	Reverse Gear 50 T	1		●				
34	189.729	1314 304 097	Oil Tube	1		●				
35	103.243	1327 304 032	Main shaft	1		●				
36	189.730	1314 332 043	Oil Tube	1		●				
37	130.993	0750 117 640	Bearing 50x90x28	4		●				
38	190.428	1327 203 044	Countershaft 19/19/28/38/44 T	1	A	●				
38	190.426	1327 203 043	Countershaft 19/19/28/38/44 T	1	B	●				

AS TRONIC
12AS2301

Date

06/2014

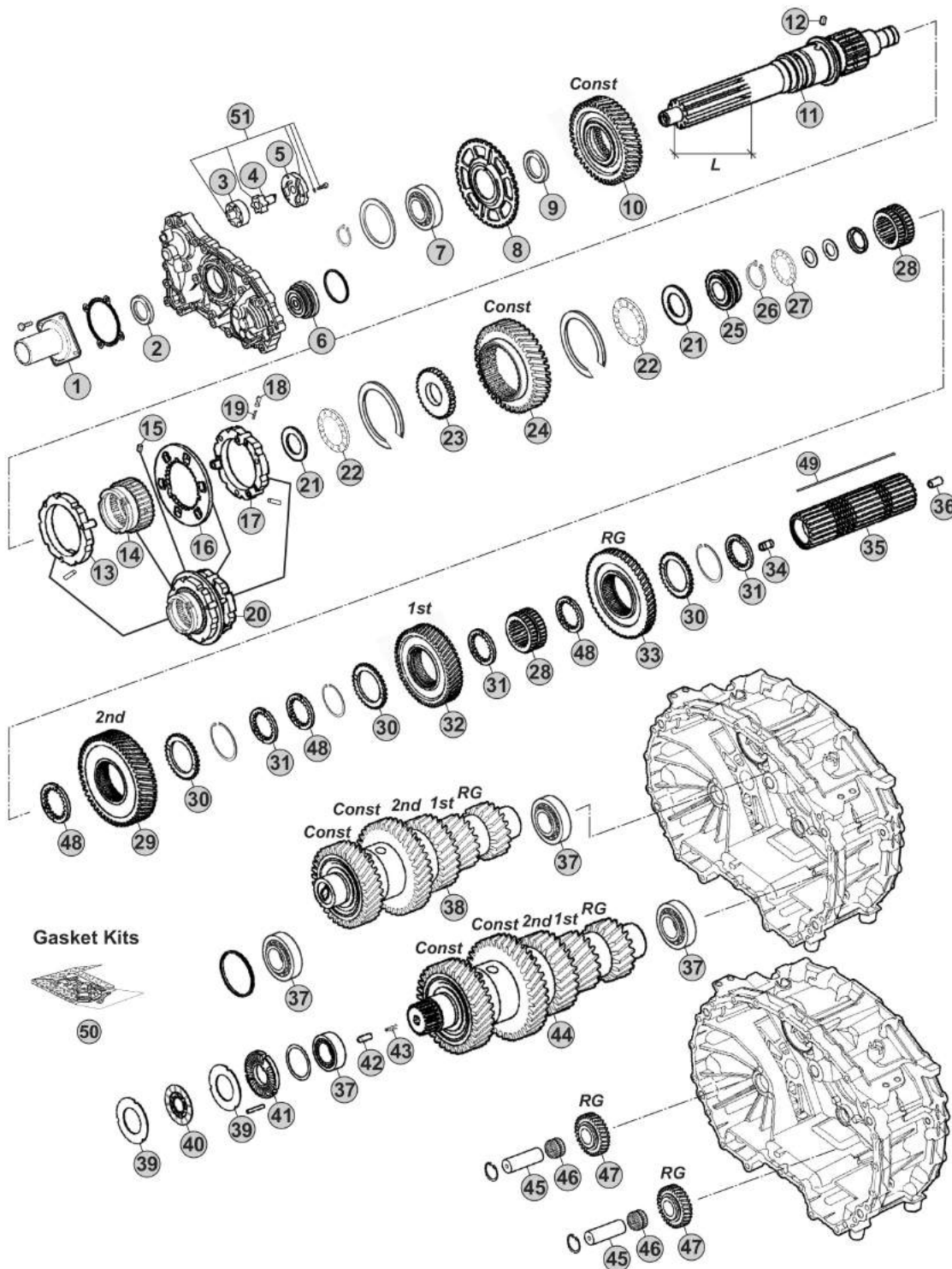
Notes

MODELS:

- AS TRONIC

VERSIONS:

- 12AS2301 (1327 xxx xxx)



Notes

- (A) R. 12,33-0,78
- (B) R. 15,86-1,00

Our spare parts are not the originals but interchangeable with the originals ones. All original equipment manufacturers' numbers, pictures and models used in this catalogue are for reference only. Our products bear our trade-mark.

Fig.	CEI no.	ZF no.	Description	Q.ty	Notes	12AS2301				
39	269.178	1314 303 077	Clutch disc	4		●				
40	269.793	0501 214 821	Clutch Disc	2		●				
41	128.226	1328 302 118	Cover	1		●				
42	160.303	0731 208 242	Pin	1		●				
43	156.212	0732 042 766	Spring	1		●				
44	190.429	1327 203 046	Countershaft 19/19/28/38/44 T	1	A	●				
44	190.427	1327 203 045	Countershaft 19/19/28/38/44 T	1	B	●				
45	107.269	1328 305 007	Reverse Shaft	2		●				
46	137.808	0735 321 454	Needle Cage	2		●				
47	147.302	1328 305 014	Reverse Gear 29 T	2		●				
48	269.176	1314 304 008	Follower ring inner Th.7,00 mm	3		●				
48	269.354	1327 304 033	Spacer Th 7,05 mm	3		●				
48	269.355	1327 304 034	Spacer Th.7,10 mm	3		●				
48	269.356	1327 304 035	Spacer Th.7,15 mm	3		●				
48	269.357	1327 304 036	Spacer Th.7,20 mm	3		●				
49	189.653	1328 304 035	Key	1		●				
50	298.158	1327 298 001	Gasket Kit	1		●				
51	280.823	1314 202 055	Oil Pump Kit	1		●				

AS TRONIC
12AS2301

Date 06/2014 Notes _____

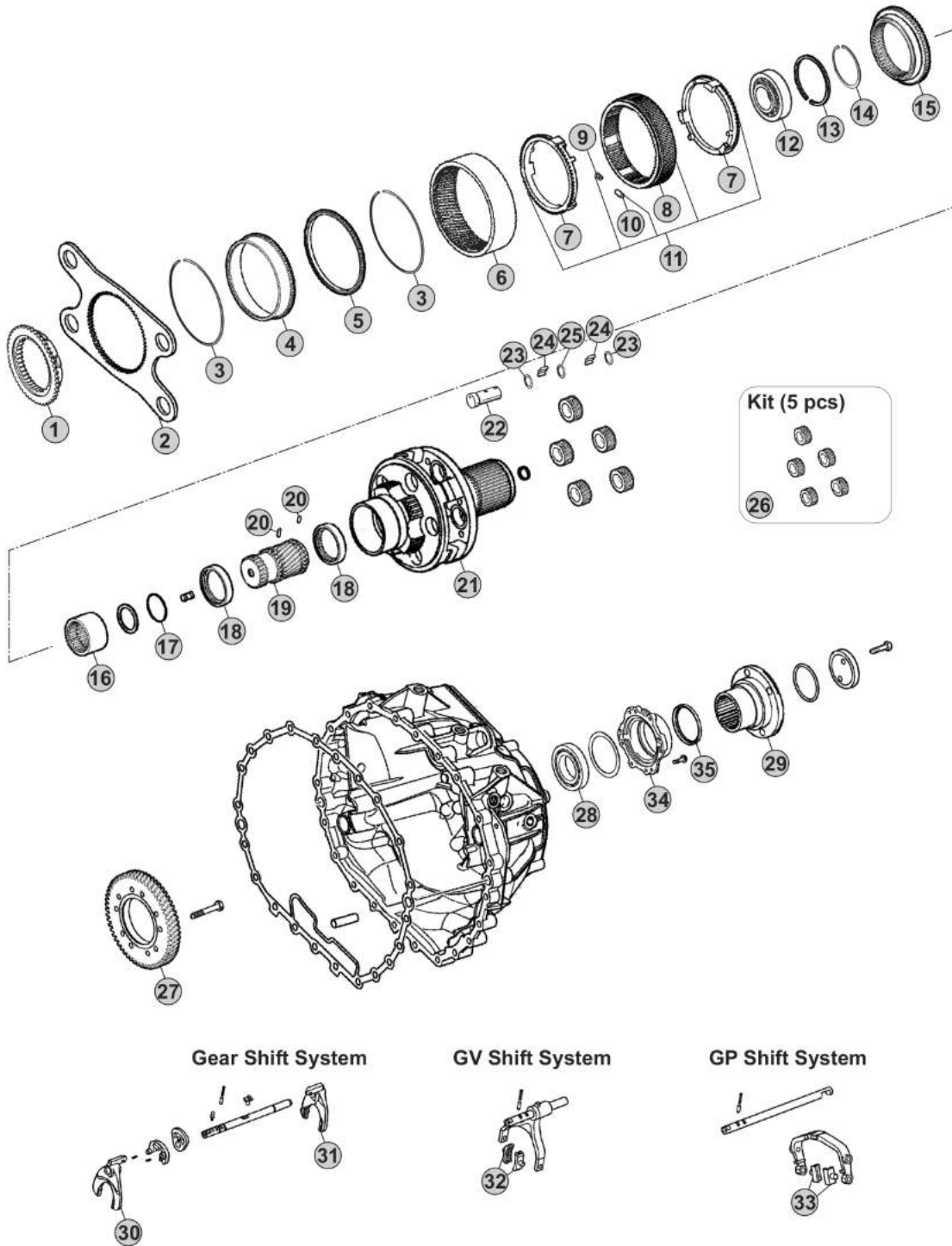


MODELS:

- AS TRONIC

VERSIONS:

- 12AS2301 (1327 xxx xxx)



Our spare parts are not the originals but interchangeable with the originals ones. All original equipment manufacturers' numbers, pictures and models used in this catalogue are for reference only. Our products bear our trade-mark.

Notes

Our spare parts are not the originals but interchangeable with the originals ones. All original equipment manufacturers' numbers, pictures and models used in this catalogue are for reference only. Our products bear our trade-mark.

Fig.	CEI no.	ZF no.	Description	Q.ty	Notes	12AS2301			
1	109.748	1314 333 031	Synchronizer Cone	1		●			
2	298.146	1328 333 006	Flange GP	1		●			
3	111.373	0730 513 682	Retainer ring	2		●			
4	123.290	1328 332 024	Inside crown support 82 T	1		●			
5	119.274	1328 332 046	Synchronizer ring	1		●			
6	123.289	1328 332 045	Crown Gear 82 T	1		●			
7	119.269	1328 333 005	Synchronizer ring	2		●			
8	154.419	1328 333 003	Sliding Sleeve	1		●			
9	156.125	0732 040 929	Spring De.6x36	6		●			
10	171.069	0730 162 804	Cylinder roller	6		●			
11	298.894	1328 233 001	Synchro Kit	1		●			
12	130.981	0750 118 284	Bearing 100x130x30	1		●			
13	111.402	0630 513 139	Elastic Ring	1		●			
14	111.401	0730 513 745	Lock Ring A=2,50	1		●			
15	109.749	1328 333 009	Synchronizer Cone	1		●			
16	154.488	1328 304 068	Sliding Sleeve	1		●			
17	111.406	0630 502 218	Lock Ring 64x2	1		●			
18	269.794	1328 332 023	Pressure Disc	2		●			
19	157.744	1328 332 030	Sun Gear 23 T	1		●			
20	160.279	7636 038 103	Pin	2		●			
21	190.493	1328 232 016	Planetary Carrier	1	W/Retarder	●			
21	190.430	1328 232 011	Planetary Carrier	1	W/out Retarder	●			
22	107.236	1328 332 041	Planetary pin	5		●			
23	269.009	0730 109 323	Spacer Ring	10		●			
24	171.062	0750 119 116	Needle 10x16,80 (140 pcs)	140		●			
25	269.647	0730 109 640	Thrust Washer T.9,00 mm	5		●			
26	298.248	1328 232 006	Planetary Gear Set	1		●			
27	244.191	6085 301 217	Gear 57 T	1	W/Retarder	●			
28	130.245	0750 116 394	Bearing 90x160x30	1		●			
29	197.258	1314 332 054	Output Flange	1		●			
30	141.227	1328 306 026	Fork	1		●			
31	141.243	1327 306 007	Fork	1		●			
32	141.215	1328 312 005	Sliding Pad	2		●			
33	141.214	1328 334 004	Sliding Pad	2		●			
34	128.328	1328 331 002	Cover	1		●			
35	139.633	0734 319 459	Seal Ring	1		●			

AS TRONIC
12AS2301

Date 06/2014 Notes _____

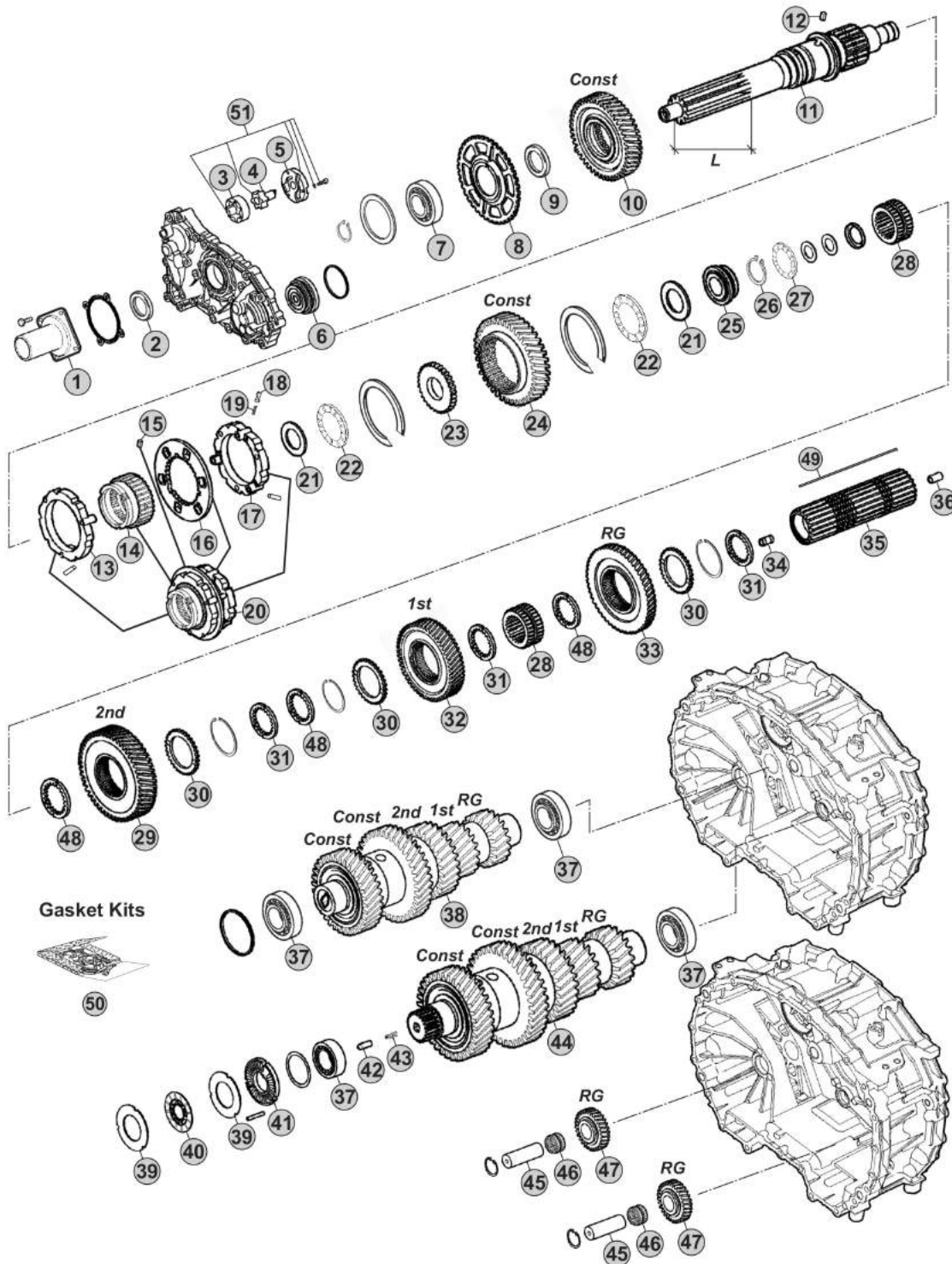


MODELS:

- AS TRONIC

VERSIONS:

- 12AS2330 (1327 xxx xxx)



Notes

12AS2330 R. 12,33-0,78

Our spare parts are not the originals but interchangeable with the originals ones. All original equipment manufacturers' numbers, pictures and models used in this catalogue are for reference only. Our products bear our trade-mark.

Fig.	CEI no.	ZF no.	Description	Q.ty	Notes	12AS2330			
1	128.327	1314 302 096	Front cover	1		●			
2	139.966	0750 111 348	Oil Seal 55x70x8	1		●			
3	189.678	1315 303 027	Rotor	1		●			
4	189.679	1314 202 039	Oil Pump Shaft	1		●			
5	189.728	1314 302 138	Oil Pump Cover	1		●			
6	188.272	1328 202 024	Piston	1		●			
7	130.823	0750 116 365	Bearing 65x120x23	1		●			
8	126.032	1328 302 024	Speedometer Gear	1		●			
9	269.320	0730 110 392	Thrust Washer	1		●			
10	145.993	1327 302 006	Constant Gear 46 T	1		●			
11	103.220	1328 302 078	Input Shaft L=110 mm	1		●			
11	103.282	1328 302 077	Input Shaft L=116 mm	1		●			
12	160.261	1328 302 072	Lock Pin	1		●			
13	119.272	1328 202 042	Synchronizer Ring	1		●			
14	154.422	1328 302 064	Sliding Sleeve	1		●			
15	160.261	1328 302 072	Lock Pin	1		●			
16	135.189	1328 302 132	Plate	1		●			
17	119.273	1328 202 044	Synchronizer Ring	1		●			
18	171.063	0635 470 046	Needle	3		●			
19	156.037	0732 040 385	Outer Spring De.6x34	3		●			
20	196.371	1328 298 001	Synchronizer Assy	1		●			
21	269.322	0730 111 066	Washer	2		●			
22	137.316	0735 321 487	Needle 43x73x8	2		●			
23	269.205	1328 302 061	Washer	1		●			
24	145.994	1327 304 015	Constant gear 40 T	1		●			
25	111.377	1328 302 075	Ring	1		●			
26	139.863	0730 513 641	Retaining Ring T.2,00	1		●			
27	137.376	0735 321 381	Needle 30x52x7,5 mm	1		●			
28	155.246	1328 304 064	Sliding Hub	2		●			
29	244.058	1327 304 024	Gear 2nd Speed 48 T	1		●			
30	269.175	1314 304 119	Follower ring outer	3		●			
31	269.176	1314 304 008	Follower ring inner Th.7,00 mm	3		●			
32	244.059	1328 304 060	Gear 1st Speed 54 T	1		●			
33	244.060	1328 304 061	Reverse Gear 50 T	1		●			
34	189.729	1314 304 097	Oil Tube	1		●			
35	103.243	1327 304 032	Main shaft	1		●			
36	189.730	1314 332 043	Oil Tube	1		●			
37	130.993	0750 117 640	Bearing 50x90x28	4		●			
38	190.428	1327 203 044	Countershaft 19/19/28/38/44 T	1		●			
39	269.178	1314 303 077	Clutch disc	4		●			
40	269.793	0501 214 821	Clutch Disc	2		●			
41	128.226	1328 302 118	Cover	1		●			
42	160.303	0731 208 242	Pin	1		●			

AS TRONIC
12AS2330

Date

06/2014

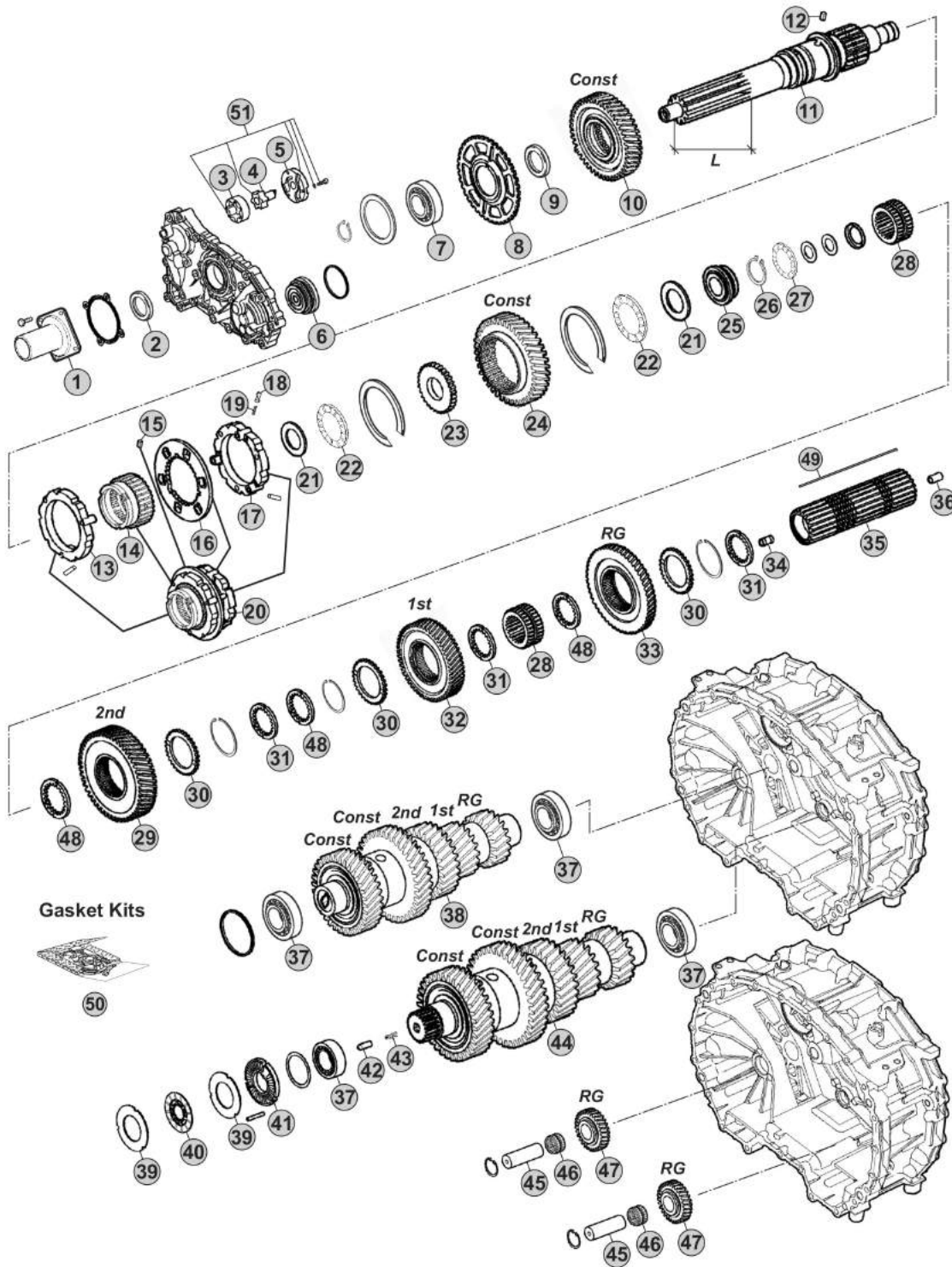
Notes

MODELS:

- AS TRONIC

VERSIONS:

- 12AS2330 (1327 xxx xxx)



Notes

12AS2330 R. 12,33-0,78

Our spare parts are not the originals but interchangeable with the originals ones. All original equipment manufacturers' numbers, pictures and models used in this catalogue are for reference only. Our products bear our trade-mark.

Fig.	CEI no.	ZF no.	Description	Q.ty	Notes
43	156.212	0732 042 766	Spring	1	
44	190.429	1327 203 046	Countershaft 19/19/28/38/44 T	1	
45	107.269	1328 305 007	Reverse Shaft	2	
46	137.808	0735 321 454	Needle Cage	2	
47	147.302	1328 305 014	Reverse Gear 29 T	2	
48	269.176	1314 304 008	Follower ring inner Th.7,00 mm	3	
48	269.354	1327 304 033	Spacer Th 7,05 mm	3	
48	269.355	1327 304 034	Spacer Th.7,10 mm	3	
48	269.356	1327 304 035	Spacer Th.7,15 mm	3	
48	269.357	1327 304 036	Spacer Th.7,20 mm	3	
49	189.653	1328 304 035	Key	1	
50	298.158	1327 298 001	Gasket Kit	1	
51	280.823	1314 202 055	Oil Pump Kit	1	

12AS2330

AS TRONIC
12AS2330

Date: 06/2014 Notes: _____

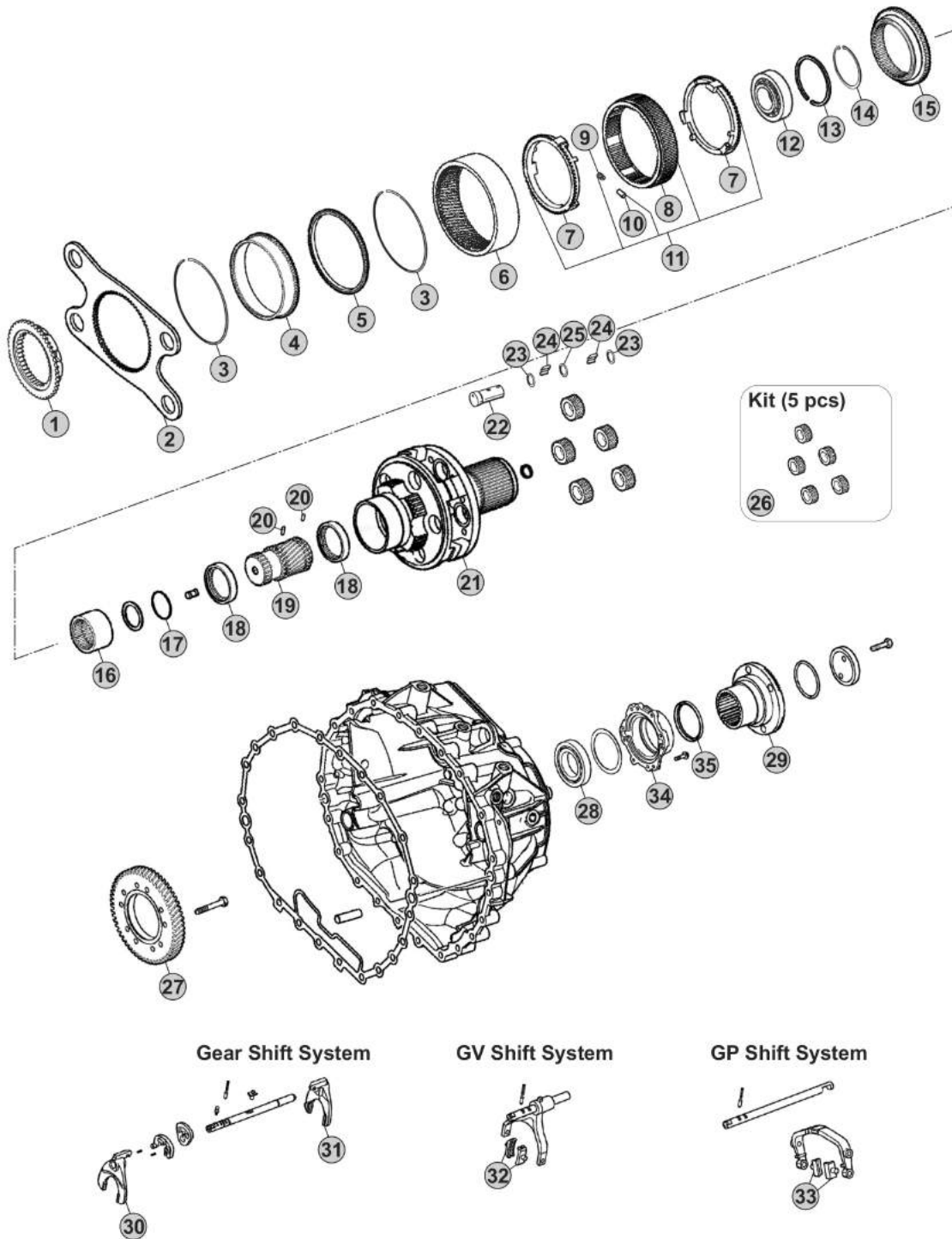


MODELS:

- AS TRONIC

VERSIONS:

- 12AS2330 (1327 xxx xxx)



Our spare parts are not the originals but interchangeable with the originals ones. All original equipment manufacturers' numbers, pictures and models used in this catalogue are for reference only. Our products bear our trade-mark.

Notes

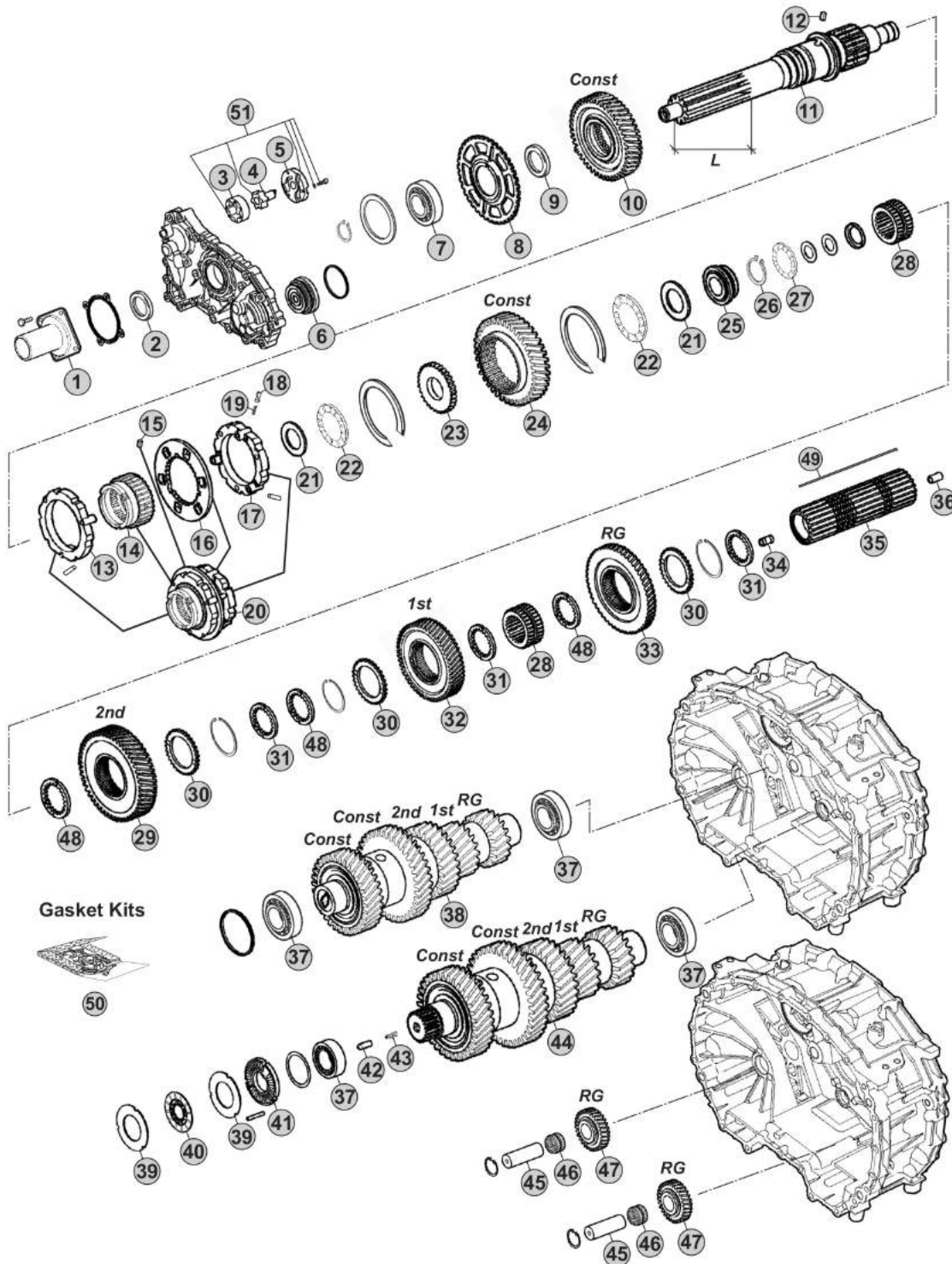
12AS2330 R. 12,33-0,78

MODELS:

- AS TRONIC

VERSIONS:

- 12AS2330 (1353 xxx xxx)



Notes

12AS2330 R. 15,86-1,00

Our spare parts are not the originals but interchangeable with the originals ones. All original equipment manufacturers' numbers, pictures and models used in this catalogue are for reference only. Our products bear our trade-mark.

Fig.	CEI no.	ZF no.	Description	Q.ty	Notes	12AS230				
1	128.327	1314 302 096	Front cover	1		●				
2	139.966	0750 111 348	Oil Seal 55x70x8	1		●				
3	189.678	1315 303 027	Rotor	1		●				
4	189.679	1314 202 039	Oil Pump Shaft	1		●				
5	189.728	1314 302 138	Oil Pump Cover	1		●				
6	188.272	1328 202 024	Piston	1		●				
7	130.823	0750 116 365	Bearing 65x120x23	1		●				
8	126.032	1328 302 024	Speedometer Gear	1		●				
9	269.320	0730 110 392	Thrust Washer	1		●				
10	244.013	1327 302 005	Constant Gear 36 T	1		●				
11	103.220	1328 302 078	Input Shaft L=110 mm	1		●				
11	103.282	1328 302 077	Input Shaft L=116 mm	1		●				
12	160.261	1328 302 072	Lock Pin	1		●				
13	119.272	1328 202 042	Synchronizer Ring	1		●				
14	154.422	1328 302 064	Sliding Sleeve	1		●				
15	160.261	1328 302 072	Lock Pin	1		●				
16	135.189	1328 302 132	Plate	1		●				
17	119.286	1328 202 043	Synchronizer Ring	1		●				
18	171.063	0635 470 046	Needle	3		●				
19	156.037	0732 040 385	Outer Spring De.6x34	3		●				
20	196.374	1328 298 002	Synchronizer Assy	1		●				
21	269.322	0730 111 066	Washer	2		●				
22	137.316	0735 321 487	Needle 43x73x8	2		●				
23	269.205	1328 302 061	Washer	1		●				
24	145.994	1327 304 015	Constant gear 40 T	1		●				
25	111.377	1328 302 075	Ring	1		●				
26	139.863	0730 513 641	Retaining Ring T.2,00	1		●				
27	137.376	0735 321 381	Needle 30x52x7,5 mm	1		●				
28	155.246	1328 304 064	Sliding Hub	2		●				
29	244.058	1327 304 024	Gear 2nd Speed 48 T	1		●				
30	269.175	1314 304 119	Follower ring outer	3		●				
31	269.176	1314 304 008	Follower ring inner Th.7,00 mm	3		●				
32	244.059	1328 304 060	Gear 1st Speed 54 T	1		●				
33	244.060	1328 304 061	Reverse Gear 50 T	1		●				
34	189.729	1314 304 097	Oil Tube	1		●				
35	103.243	1327 304 032	Main shaft	1		●				
36	189.730	1314 332 043	Oil Tube	1		●				
37	130.993	0750 117 640	Bearing 50x90x28	4		●				
38	190.426	1327 203 043	Countershaft 19/19/28/38/44 T	1		●				
39	269.178	1314 303 077	Clutch disc	4		●				
40	269.793	0501 214 821	Clutch Disc	2		●				
41	128.226	1328 302 118	Cover	1		●				
42	160.303	0731 208 242	Pin	1		●				

AS TRONIC
12AS230

Date

06/2014

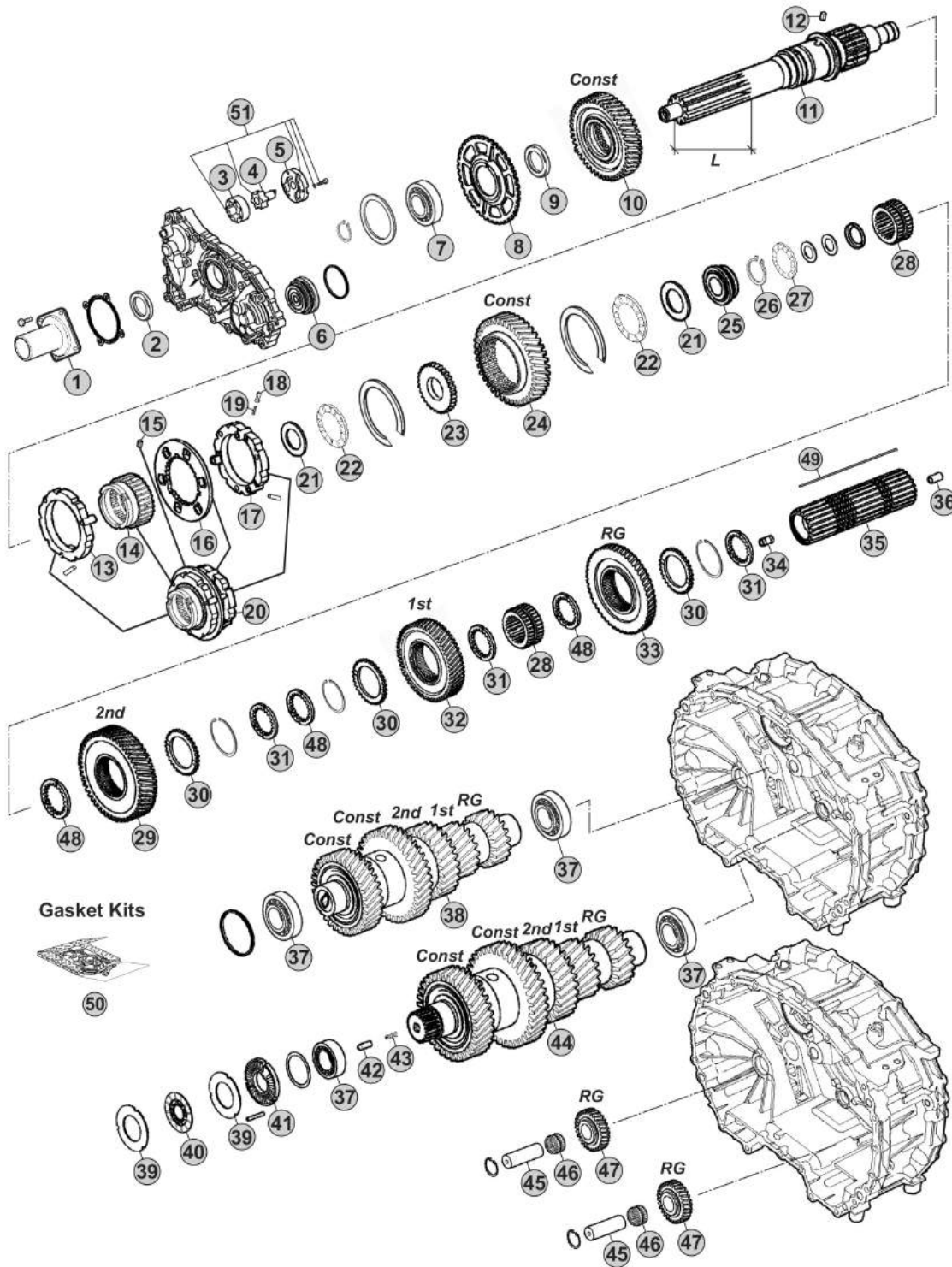
Notes

MODELS:

- AS TRONIC

VERSIONS:

- 12AS2330 (1353 xxx xxx)



Notes

12AS2330 R. 15,86-1,00

Our spare parts are not the originals but interchangeable with the originals ones. All original equipment manufacturers' numbers, pictures and models used in this catalogue are for reference only. Our products bear our trade-mark.

Fig.	CEI no.	ZF no.	Description	Q.ty	Notes	12AS2330				
43	156.212	0732 042 766	Spring	1		●				
44	190.427	1327 203 045	Countershaft 19/19/28/38/44 T	1		●				
45	107.269	1328 305 007	Reverse Shaft	2		●				
46	137.808	0735 321 454	Needle Cage	2		●				
47	147.302	1328 305 014	Reverse Gear 29 T	2		●				
48	269.176	1314 304 008	Follower ring inner Th.7,00 mm	3		●				
48	269.354	1327 304 033	Spacer Th 7,05 mm	3		●				
48	269.355	1327 304 034	Spacer Th.7,10 mm	3		●				
48	269.356	1327 304 035	Spacer Th.7,15 mm	3		●				
48	269.357	1327 304 036	Spacer Th.7,20 mm	3		●				
49	189.653	1328 304 035	Key	1		●				
50	298.158	1327 298 001	Gasket Kit	1		●				
51	280.823	1314 202 055	Oil Pump Kit	1		●				

AS TRONIC
12AS2330

Date 06/2014 Notes _____

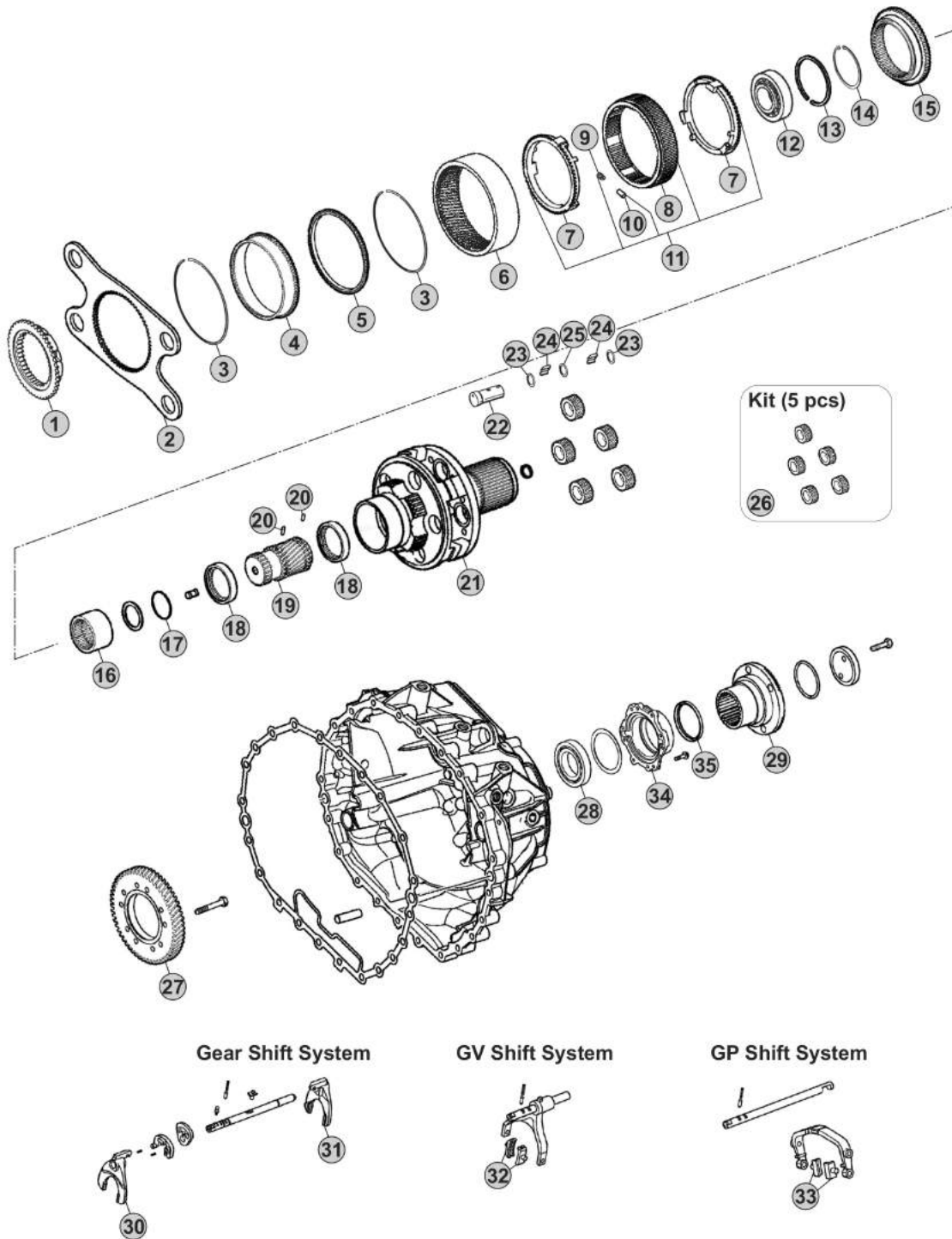


MODELS:

- AS TRONIC

VERSIONS:

- 12AS2330 (1353 xxx xxx)



Our spare parts are not the originals but interchangeable with the originals ones. All original equipment manufacturers' numbers, pictures and models used in this catalogue are for reference only. Our products bear our trade-mark.

Notes

12AS2330 R. 15,86-1,00

Our spare parts are not the originals but interchangeable with the originals ones. All original equipment manufacturers' numbers, pictures and models used in this catalogue are for reference only. Our products bear our trade-mark.

Fig.	CEI no.	ZF no.	Description	Q.ty	Notes					
1	109.748	1314 333 031	Synchronizer Cone	1						
2	298.146	1328 333 006	Flange GP	1						
3	111.373	0730 513 682	Retainer ring	2						
4	123.290	1328 332 024	Inside crown support 82 T	1						
5	119.274	1328 332 046	Synchronizer ring	1						
6	123.289	1328 332 045	Crown Gear 82 T	1						
7	119.269	1328 333 005	Synchronizer ring	2						
8	154.419	1328 333 003	Sliding Sleeve	1						
9	156.125	0732 040 929	Spring De.6x36	6						
10	171.069	0730 162 804	Cylinder roller	6						
11	298.894	1328 233 001	Synchro Kit	1						
12	130.981	0750 118 284	Bearing 100x130x30	1						
13	111.402	0630 513 139	Elastic Ring	1						
14	111.401	0730 513 745	Lock Ring A=2,50	1						
15	109.749	1328 333 009	Synchronizer Cone	1						
16	154.488	1328 304 068	Sliding Sleeve	1						
17	111.406	0630 502 218	Lock Ring 64x2	1						
18	269.794	1328 332 023	Pressure Disc	2						
19	157.744	1328 332 030	Sun Gear 23 T	1						
20	160.279	7636 038 103	Pin	2						
21	190.493	1328 232 016	Planetary Carrier	1	W/Retarder					
21	190.430	1328 232 011	Planetary Carrier	1	W/out Retarder					
22	107.236	1328 332 041	Planetary pin	5						
23	269.009	0730 109 323	Spacer Ring	10						
24	171.062	0750 119 116	Needle 10x16,80 (140 pcs)	140						
25	269.647	0730 109 640	Thrust Washer T.9,00 mm	5						
26	298.248	1328 232 006	Planetary Gear Set	1						
27	244.191	6085 301 217	Gear 57 T	1	W/Retarder					
28	130.245	0750 116 394	Bearing 90x160x30	1						
29	197.258	1314 332 054	Output Flange	1						
30	141.227	1328 306 026	Fork	1						
31	141.243	1327 306 007	Fork	1						
32	141.215	1328 312 005	Sliding Pad	2						
33	141.214	1328 334 004	Sliding Pad	2						
34	128.328	1328 331 002	Cover	1						
35	139.633	0734 319 459	Seal Ring	1						

12AS2330

AS TRONIC
12AS2330

Date 06/2014 Notes _____

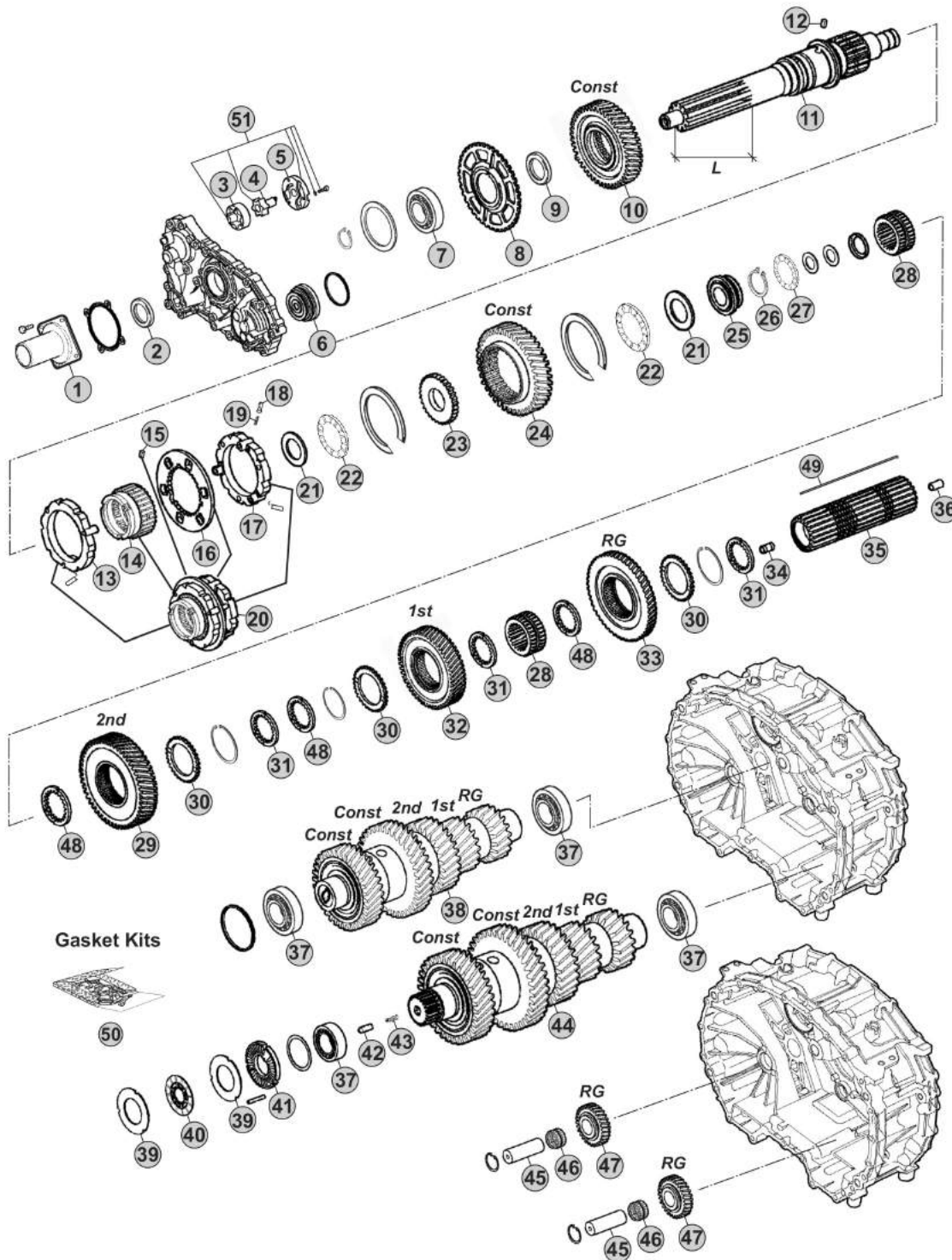


MODELS:

- AS TRONIC

VERSIONS:

- 12AS2331 (1327 xxx xxx)



Notes

12AS2331 R. 12,33-0,78

Our spare parts are not the originals but interchangeable with the originals ones. All original equipment manufacturers' numbers, pictures and models used in this catalogue are for reference only. Our products bear our trade-mark.

Fig.	CEI no.	ZF no.	Description	Q.ty	Notes	12AS2331			
1	128.327	1314 302 096	Front cover	1		●			
2	139.966	0750 111 348	Oil Seal 55x70x8	1		●			
3	189.678	1315 303 027	Rotor	1		●			
4	189.679	1314 202 039	Oil Pump Shaft	1		●			
5	189.728	1314 302 138	Oil Pump Cover	1		●			
6	188.272	1328 202 024	Piston	1		●			
7	130.823	0750 116 365	Bearing 65x120x23	1		●			
8	126.032	1328 302 024	Speedometer Gear	1		●			
9	269.320	0730 110 392	Thrust Washer	1		●			
10	145.993	1327 302 006	Constant Gear 46 T	1		●			
11	103.220	1328 302 078	Input Shaft L=110 mm	1		●			
11	103.282	1328 302 077	Input Shaft L=116 mm	1		●			
12	160.261	1328 302 072	Lock Pin	1		●			
13	119.272	1328 202 042	Synchronizer Ring	1		●			
14	154.422	1328 302 064	Sliding Sleeve	1		●			
15	160.261	1328 302 072	Lock Pin	1		●			
16	135.189	1328 302 132	Plate	1		●			
17	119.273	1328 202 044	Synchronizer Ring	1		●			
18	171.063	0635 470 046	Needle	3		●			
19	156.037	0732 040 385	Outer Spring De.6x34	3		●			
20	196.371	1328 298 001	Synchronizer Assy	1		●			
21	269.322	0730 111 066	Washer	2		●			
22	137.316	0735 321 487	Needle 43x73x8	2		●			
23	269.205	1328 302 061	Washer	1		●			
24	145.994	1327 304 015	Constant gear 40 T	1		●			
25	111.377	1328 302 075	Ring	1		●			
26	139.863	0730 513 641	Retaining Ring T.2,00	1		●			
27	137.376	0735 321 381	Needle 30x52x7,5 mm	1		●			
28	155.246	1328 304 064	Sliding Hub	2		●			
29	244.058	1327 304 024	Gear 2nd Speed 48 T	1		●			
30	269.175	1314 304 119	Follower ring outer	3		●			
31	269.176	1314 304 008	Follower ring inner Th.7,00 mm	3		●			
32	244.059	1328 304 060	Gear 1st Speed 54 T	1		●			
33	244.060	1328 304 061	Reverse Gear 50 T	1		●			
34	189.729	1314 304 097	Oil Tube	1		●			
35	103.243	1327 304 032	Main shaft	1		●			
36	189.730	1314 332 043	Oil Tube	1		●			
37	130.993	0750 117 640	Bearing 50x90x28	4		●			
38	190.428	1327 203 044	Countershaft 19/19/28/38/44 T	1		●			
39	269.178	1314 303 077	Clutch disc	4		●			
40	269.793	0501 214 821	Clutch Disc	2		●			
41	128.226	1328 302 118	Cover	1		●			
42	160.303	0731 208 242	Pin	1		●			

AS TRONIC
12AS2331

Date

06/2014

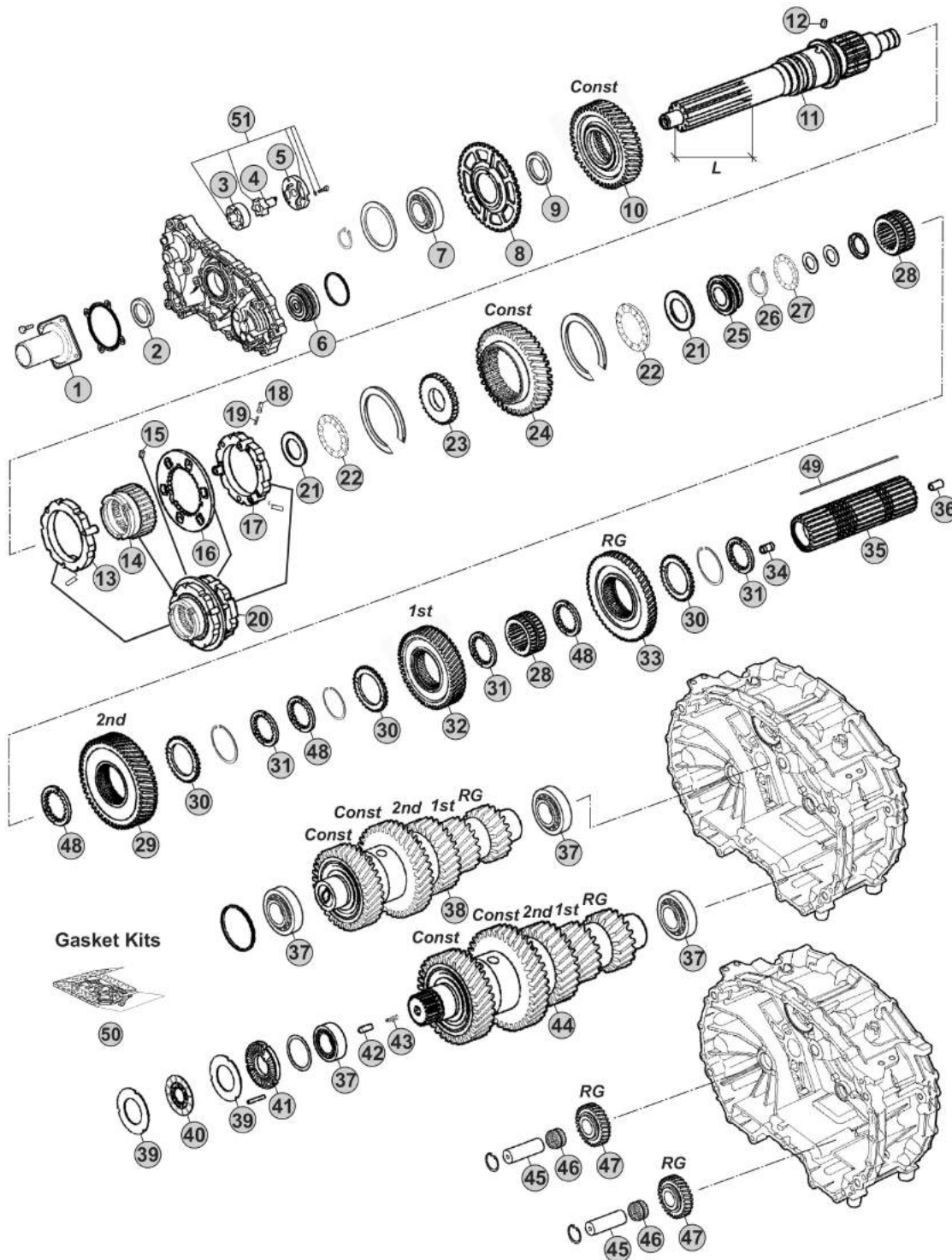
Notes

MODELS:

- AS TRONIC

VERSIONS:

- 12AS2331 (1327 xxx xxx)



Notes

12AS2331 R. 12,33-0,78

Our spare parts are not the originals but interchangeable with the originals ones. All original equipment manufacturers' numbers, pictures and models used in this catalogue are for reference only. Our products bear our trade-mark.

Fig.	CEI no.	ZF no.	Description	Q.ty	Notes					
43	156.212	0732 042 766	Spring	1		●				
44	190.429	1327 203 046	Countershaft 19/19/28/38/44 T	1		●				
45	107.269	1328 305 007	Reverse Shaft	2		●				
46	137.808	0735 321 454	Needle Cage	2		●				
47	147.302	1328 305 014	Reverse Gear 29 T	2		●				
48	269.176	1314 304 008	Follower ring inner Th.7,00 mm	3		●				
48	269.354	1327 304 033	Spacer Th 7,05 mm	3		●				
48	269.355	1327 304 034	Spacer Th.7,10 mm	3		●				
48	269.356	1327 304 035	Spacer Th.7,15 mm	3		●				
48	269.357	1327 304 036	Spacer Th.7,20 mm	3		●				
49	189.653	1328 304 035	Key	1		●				
50	298.158	1327 298 001	Gasket Kit	1		●				
51	280.823	1314 202 055	Oil Pump Kit	1		●				

12AS2331

AS TRONIC
12AS2331

Date _____ Notes _____
 06/2014

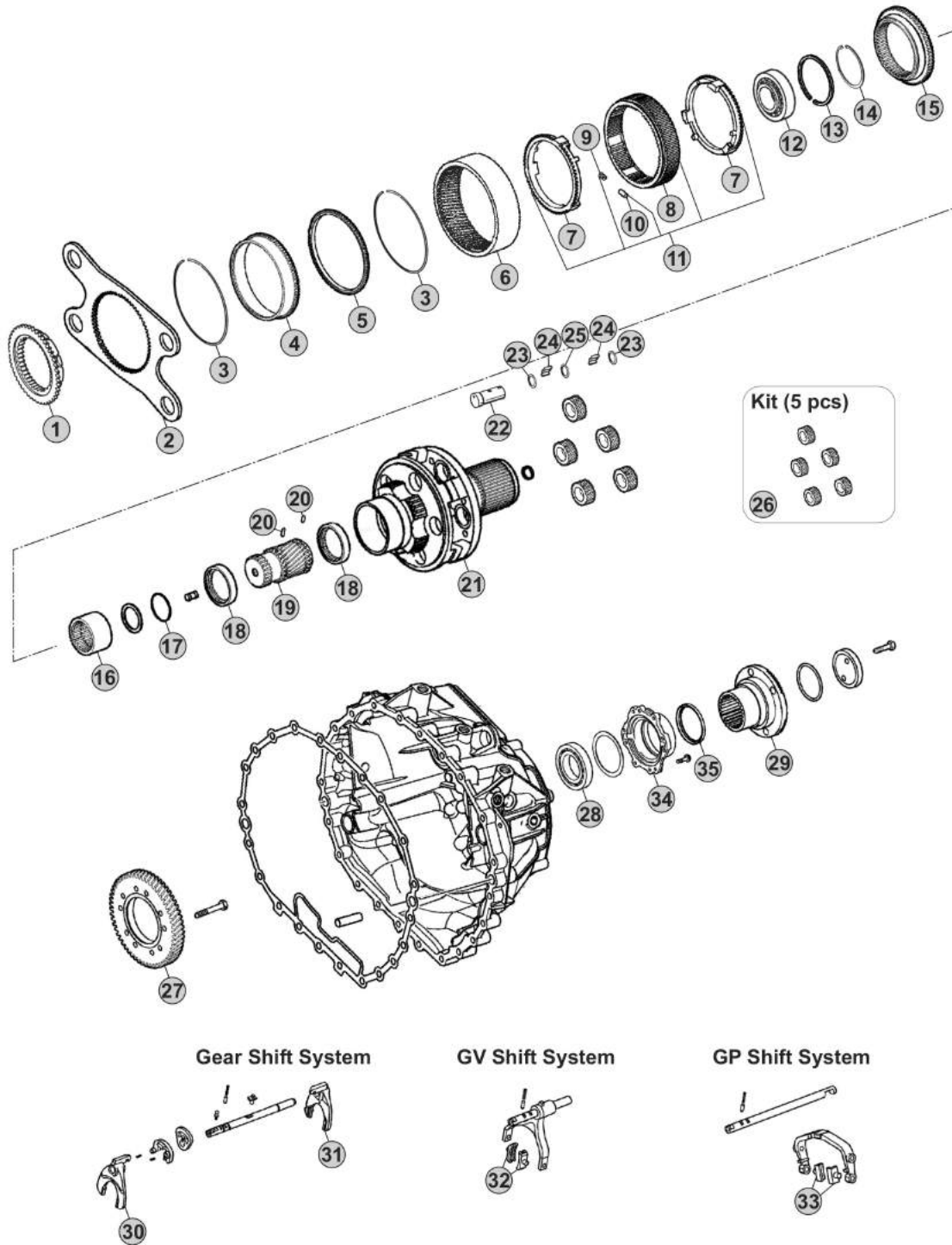


MODELS:

- AS TRONIC

VERSIONS:

- 12AS2331 (1327 xxx xxx)



Our spare parts are not the originals but interchangeable with the originals ones. All original equipment manufacturers' numbers, pictures and models used in this catalogue are for reference only. Our products bear our trade-mark.

Notes

12AS2331 R. 12,33-0,78

Our spare parts are not the originals but interchangeable with the originals ones. All original equipment manufacturers' numbers, pictures and models used in this catalogue are for reference only. Our products bear our trade-mark.

12AS2331

Fig.	CEI no.	ZF no.	Description	Q.ty	Notes					
1	109.748	1314 333 031	Synchronizer Cone	1		●				
2	298.146	1328 333 006	Flange GP	1		●				
3	111.373	0730 513 682	Retainer ring	2		●				
4	123.290	1328 332 024	Inside crown support 82 T	1		●				
5	119.274	1328 332 046	Synchronizer ring	1		●				
6	123.289	1328 332 045	Crown Gear 82 T	1		●				
7	119.269	1328 333 005	Synchronizer ring	2		●				
8	154.419	1328 333 003	Sliding Sleeve	1		●				
9	156.125	0732 040 929	Spring De.6x36	6		●				
10	171.069	0730 162 804	Cylinder roller	6		●				
11	298.894	1328 233 001	Synchro Kit	1		●				
12	130.981	0750 118 284	Bearing 100x130x30	1		●				
13	111.402	0630 513 139	Elastic Ring	1		●				
14	111.401	0730 513 745	Lock Ring A=2,50	1		●				
15	109.749	1328 333 009	Synchronizer Cone	1		●				
16	154.488	1328 304 068	Sliding Sleeve	1		●				
17	111.406	0630 502 218	Lock Ring 64x2	1		●				
18	269.794	1328 332 023	Pressure Disc	2		●				
19	157.744	1328 332 030	Sun Gear 23 T	1		●				
20	160.279	7636 038 103	Pin	2		●				
21	190.493	1328 232 016	Planetary Carrier	1	W/Retarder	●				
21	190.430	1328 232 011	Planetary Carrier	1	W/out Retarder	●				
22	107.236	1328 332 041	Planetary pin	5		●				
23	269.009	0730 109 323	Spacer Ring	10		●				
24	171.062	0750 119 116	Needle 10x16,80 (140 pcs)	140		●				
25	269.647	0730 109 640	Thrust Washer T.9,00 mm	5		●				
26	298.248	1328 232 006	Planetary Gear Set	1		●				
27	244.191	6085 301 217	Gear 57 T	1	W/Retarder	●				
28	130.245	0750 116 394	Bearing 90x160x30	1		●				
29	197.258	1314 332 054	Output Flange	1		●				
30	141.227	1328 306 026	Fork	1		●				
31	141.243	1327 306 007	Fork	1		●				
32	141.215	1328 312 005	Sliding Pad	2		●				
33	141.214	1328 334 004	Sliding Pad	2		●				
34	128.328	1328 331 002	Cover	1		●				
35	139.633	0734 319 459	Seal Ring	1		●				

AS TRONIC
12AS2331

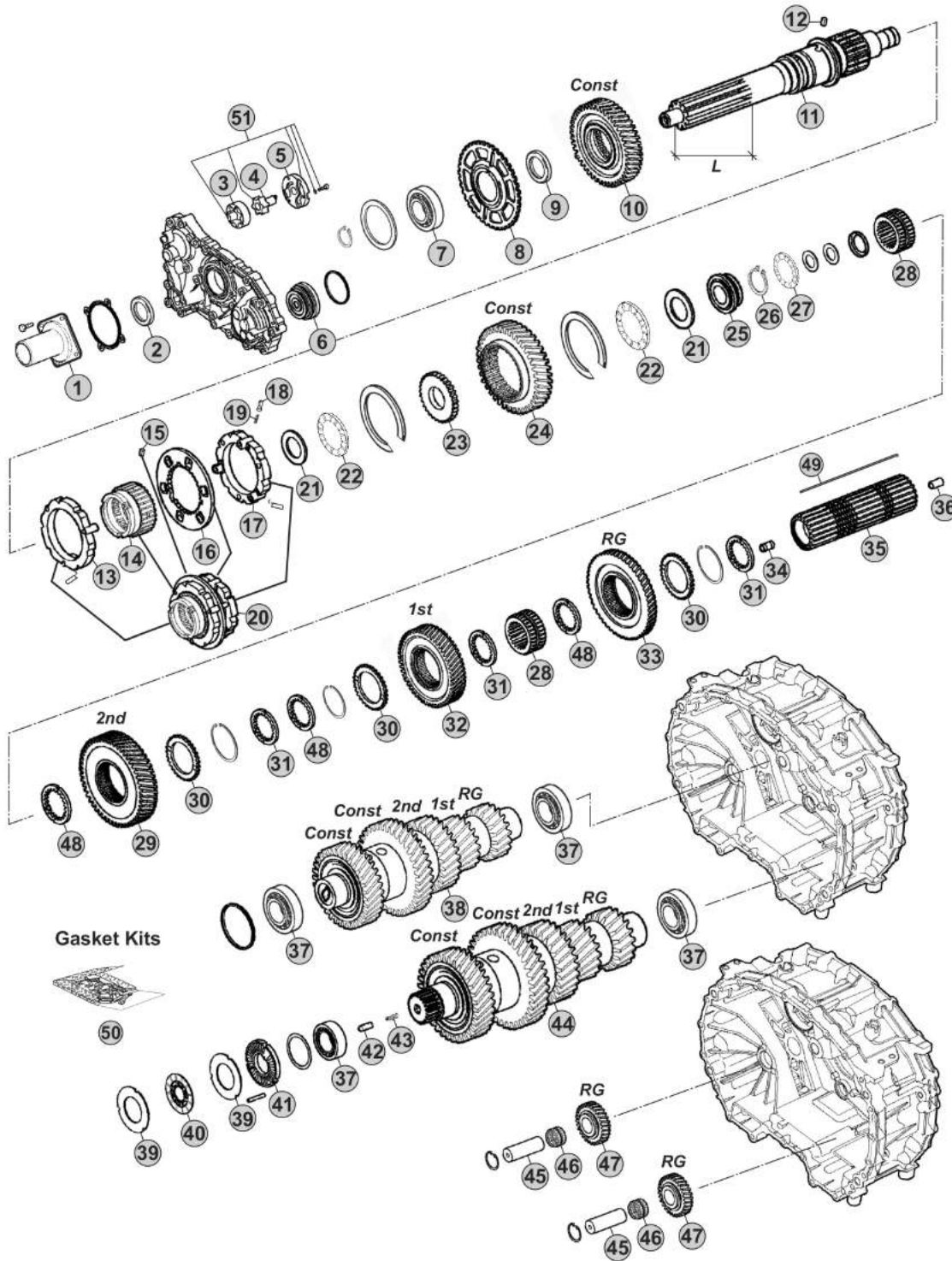
Date 06/2014 Notes _____

MODELS:

- AS TRONIC

VERSIONS:

- 12AS2331 (1353 xxx xxx)



Notes

12AS2331 R. 15,86-1,00

Our spare parts are not the originals but interchangeable with the originals ones. All original equipment manufacturers' numbers, pictures and models used in this catalogue are for reference only. Our products bear our trade-mark.

Fig.	CEI no.	ZF no.	Description	Q.ty	Notes	12AS2331			
1	128.327	1314 302 096	Front cover	1		●			
2	139.966	0750 111 348	Oil Seal 55x70x8	1		●			
3	189.678	1315 303 027	Rotor	1		●			
4	189.679	1314 202 039	Oil Pump Shaft	1		●			
5	189.728	1314 302 138	Oil Pump Cover	1		●			
6	188.272	1328 202 024	Piston	1		●			
7	130.823	0750 116 365	Bearing 65x120x23	1		●			
8	126.032	1328 302 024	Speedometer Gear	1		●			
9	269.320	0730 110 392	Thrust Washer	1		●			
10	244.013	1327 302 005	Constant Gear 36 T	1		●			
11	103.220	1328 302 078	Input Shaft L=110 mm	1		●			
11	103.282	1328 302 077	Input Shaft L=116 mm	1		●			
12	160.261	1328 302 072	Lock Pin	1		●			
13	119.272	1328 202 042	Synchronizer Ring	1		●			
14	154.422	1328 302 064	Sliding Sleeve	1		●			
15	160.261	1328 302 072	Lock Pin	1		●			
16	135.189	1328 302 132	Plate	1		●			
17	119.286	1328 202 043	Synchronizer Ring	1		●			
18	171.063	0635 470 046	Needle	3		●			
19	156.037	0732 040 385	Outer Spring De.6x34	3		●			
20	196.374	1328 298 002	Synchronizer Assy	1		●			
21	269.322	0730 111 066	Washer	2		●			
22	137.316	0735 321 487	Needle 43x73x8	2		●			
23	269.205	1328 302 061	Washer	1		●			
24	145.994	1327 304 015	Constant gear 40 T	1		●			
25	111.377	1328 302 075	Ring	1		●			
26	139.863	0730 513 641	Retaining Ring T.2,00	1		●			
27	137.376	0735 321 381	Needle 30x52x7,5 mm	1		●			
28	155.246	1328 304 064	Sliding Hub	2		●			
29	244.058	1327 304 024	Gear 2nd Speed 48 T	1		●			
30	269.175	1314 304 119	Follower ring outer	3		●			
31	269.176	1314 304 008	Follower ring inner Th.7,00 mm	3		●			
32	244.059	1328 304 060	Gear 1st Speed 54 T	1		●			
33	244.060	1328 304 061	Reverse Gear 50 T	1		●			
34	189.729	1314 304 097	Oil Tube	1		●			
35	103.243	1327 304 032	Main shaft	1		●			
36	189.730	1314 332 043	Oil Tube	1		●			
37	130.993	0750 117 640	Bearing 50x90x28	4		●			
38	190.426	1327 203 043	Countershaft 19/19/28/38/44 T	1		●			
39	269.178	1314 303 077	Clutch disc	4		●			
40	269.793	0501 214 821	Clutch Disc	2		●			
41	128.226	1328 302 118	Cover	1		●			
42	160.303	0731 208 242	Pin	1		●			

AS TRONIC
12AS2331

Date

06/2014

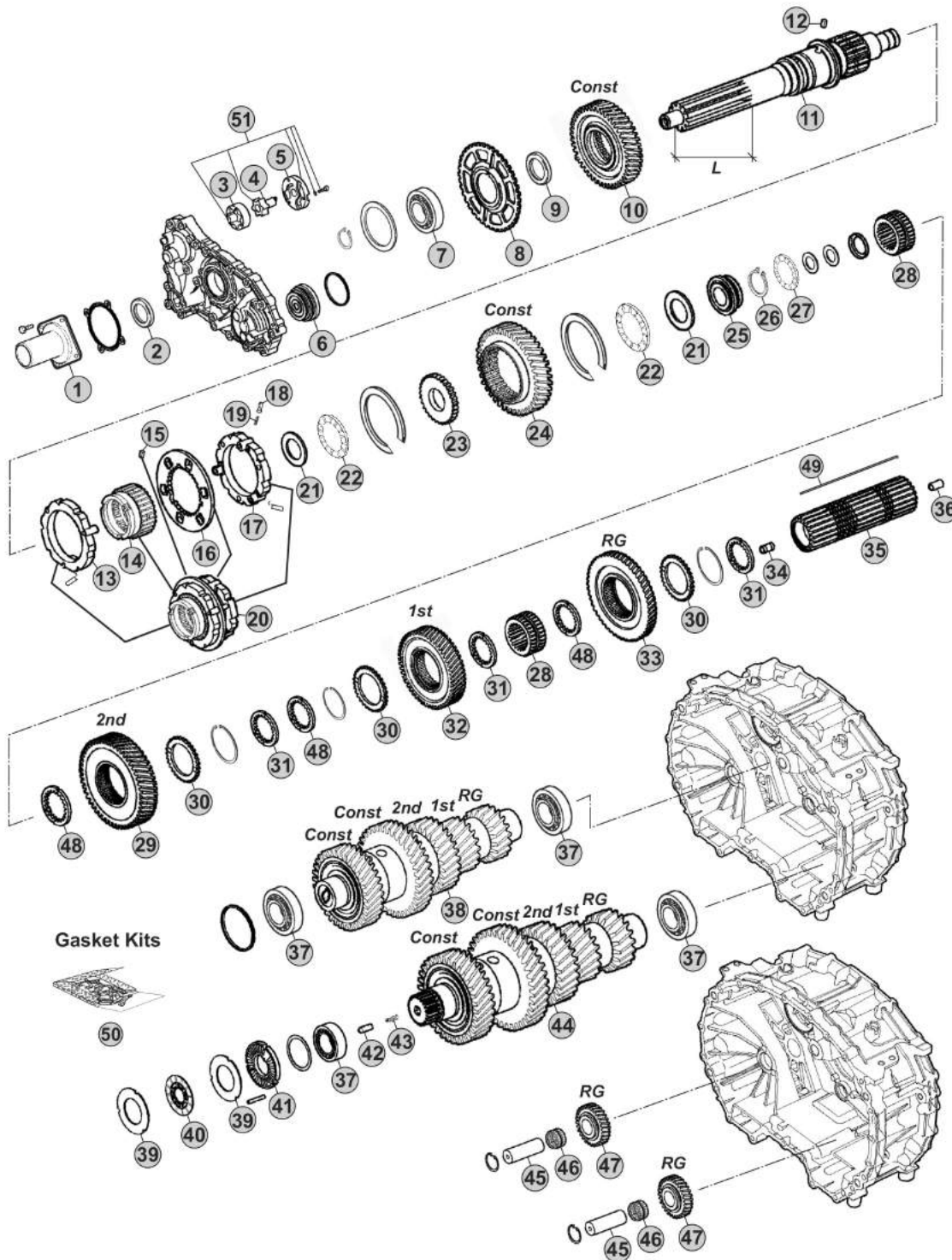
Notes

MODELS:

- AS TRONIC

VERSIONS:

- 12AS2331 (1353 xxx xxx)



Notes

12AS2331 R. 15,86-1,00

Our spare parts are not the originals but interchangeable with the originals ones. All original equipment manufacturers' numbers, pictures and models used in this catalogue are for reference only. Our products bear our trade-mark.

12AS2331

Fig.	CEI no.	ZF no.	Description	Q.ty	Notes					
43	156.212	0732 042 766	Spring	1		●				
44	190.427	1327 203 045	Countershaft 19/19/28/38/44 T	1		●				
45	107.269	1328 305 007	Reverse Shaft	2		●				
46	137.808	0735 321 454	Needle Cage	2		●				
47	147.302	1328 305 014	Reverse Gear 29 T	2		●				
48	269.176	1314 304 008	Follower ring inner Th.7,00 mm	3		●				
48	269.354	1327 304 033	Spacer Th 7,05 mm	3		●				
48	269.355	1327 304 034	Spacer Th.7,10 mm	3		●				
48	269.356	1327 304 035	Spacer Th.7,15 mm	3		●				
48	269.357	1327 304 036	Spacer Th.7,20 mm	3		●				
49	189.653	1328 304 035	Key	1		●				
50	298.158	1327 298 001	Gasket Kit	1		●				
51	280.823	1314 202 055	Oil Pump Kit	1		●				

AS TRONIC
12AS2331

Date 06/2014 Notes _____

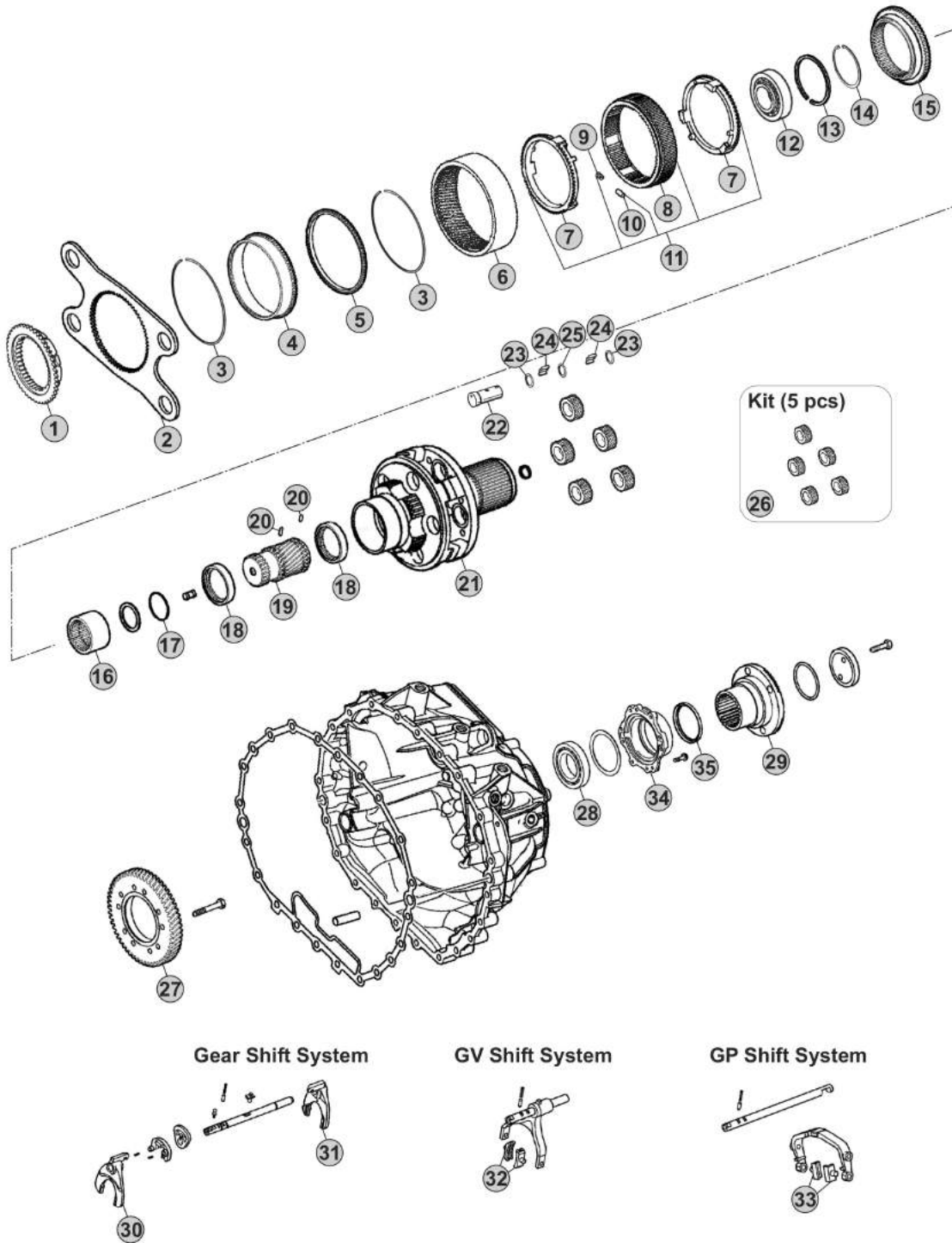


MODELS:

- AS TRONIC

VERSIONS:

- 12AS2331 (1353 xxx xxx)



Our spare parts are not the originals but interchangeable with the originals ones. All original equipment manufacturers' numbers, pictures and models used in this catalogue are for reference only. Our products bear our trade-mark.

Notes

12AS2331 R. 15,86-1,00

Our spare parts are not the originals but interchangeable with the originals ones. All original equipment manufacturers' numbers, pictures and models used in this catalogue are for reference only. Our products bear our trade-mark.

Fig.	CEI no.	ZF no.	Description	Q.ty	Notes				
1	109.748	1314 333 031	Synchronizer Cone	1		●			
2	298.146	1328 333 006	Flange GP	1		●			
3	111.373	0730 513 682	Retainer ring	2		●			
4	123.290	1328 332 024	Inside crown support 82 T	1		●			
5	119.274	1328 332 046	Synchronizer ring	1		●			
6	123.289	1328 332 045	Crown Gear 82 T	1		●			
7	119.269	1328 333 005	Synchronizer ring	2		●			
8	154.419	1328 333 003	Sliding Sleeve	1		●			
9	156.125	0732 040 929	Spring De.6x36	6		●			
10	171.069	0730 162 804	Cylinder roller	6		●			
11	298.894	1328 233 001	Synchro Kit	1		●			
12	130.981	0750 118 284	Bearing 100x130x30	1		●			
13	111.402	0630 513 139	Elastic Ring	1		●			
14	111.401	0730 513 745	Lock Ring A=2,50	1		●			
15	109.749	1328 333 009	Synchronizer Cone	1		●			
16	154.488	1328 304 068	Sliding Sleeve	1		●			
17	111.406	0630 502 218	Lock Ring 64x2	1		●			
18	269.794	1328 332 023	Pressure Disc	2		●			
19	157.744	1328 332 030	Sun Gear 23 T	1		●			
20	160.279	7636 038 103	Pin	2		●			
21	190.493	1328 232 016	Planetary Carrier	1	W/Retarder	●			
21	190.430	1328 232 011	Planetary Carrier	1	W/out Retarder	●			
22	107.236	1328 332 041	Planetary pin	5		●			
23	269.009	0730 109 323	Spacer Ring	10		●			
24	171.062	0750 119 116	Needle 10x16,80 (140 pcs)	140		●			
25	269.647	0730 109 640	Thrust Washer T.9,00 mm	5		●			
26	298.248	1328 232 006	Planetary Gear Set	1		●			
27	244.191	6085 301 217	Gear 57 T	1	W/Retarder	●			
28	130.245	0750 116 394	Bearing 90x160x30	1		●			
29	197.258	1314 332 054	Output Flange	1		●			
30	141.227	1328 306 026	Fork	1		●			
31	141.243	1327 306 007	Fork	1		●			
32	141.215	1328 312 005	Sliding Pad	2		●			
33	141.214	1328 334 004	Sliding Pad	2		●			
34	128.328	1328 331 002	Cover	1		●			
35	139.633	0734 319 459	Seal Ring	1		●			

12AS2331

AS TRONIC
12AS2331

Date _____ Notes _____
06/2014

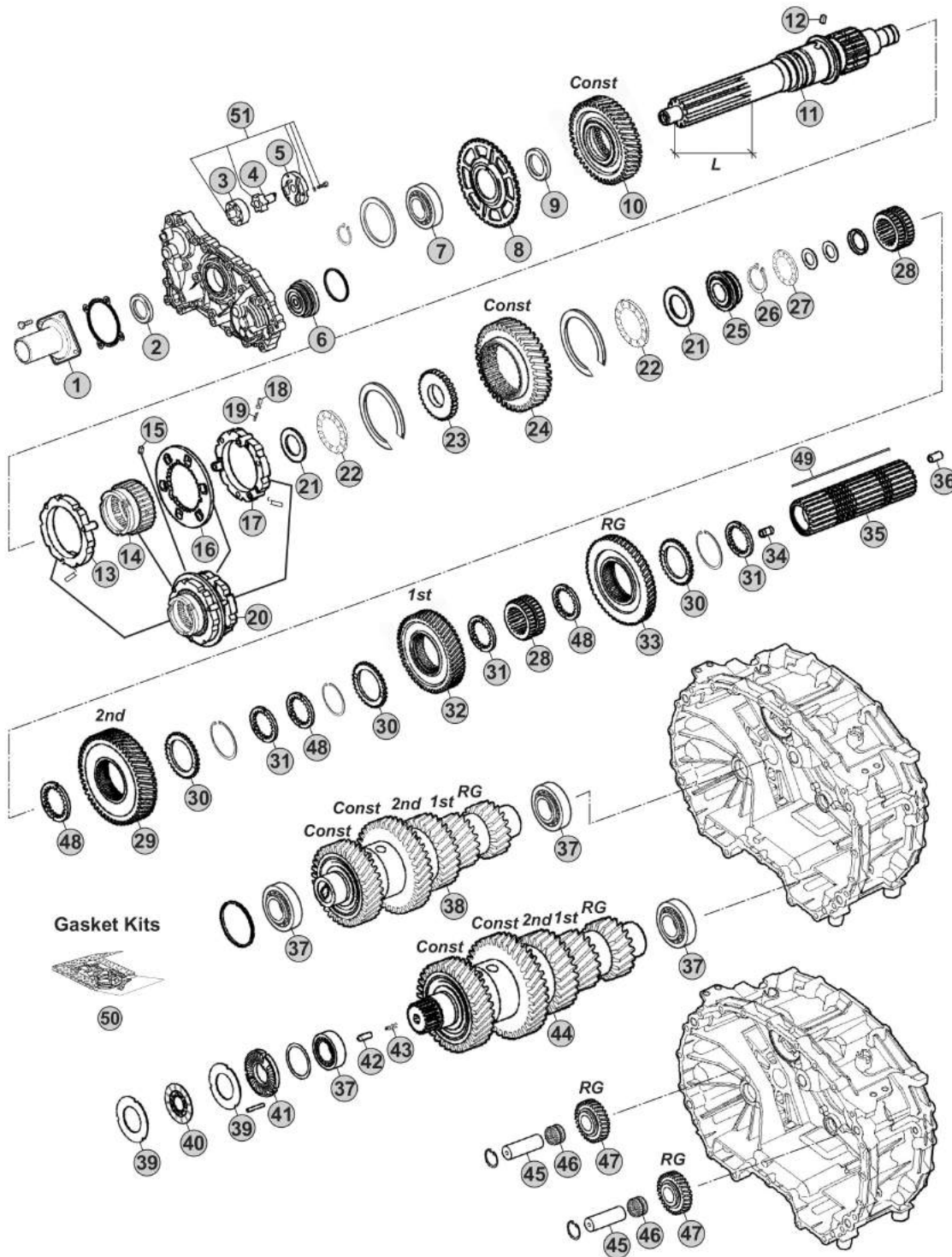


MODELS:

- AS TRONIC

VERSIONS:

- 12AS2340 (1329 xxx xxx)



Notes

12AS2340 R. 15,86-1,00

Our spare parts are not the originals but interchangeable with the originals ones. All original equipment manufacturers' numbers, pictures and models used in this catalogue are for reference only. Our products bear our trade-mark.

Fig.	CEI no.	ZF no.	Description	Q.ty	Notes	12AS2340				
1	128.327	1314 302 096	Front cover	1		●				
2	139.966	0750 111 348	Oil Seal 55x70x8	1		●				
3	189.678	1315 303 027	Rotor	1		●				
4	189.679	1314 202 039	Oil Pump Shaft	1		●				
5	189.728	1314 302 138	Oil Pump Cover	1		●				
6	188.272	1328 202 024	Piston	1		●				
7	130.823	0750 116 365	Bearing 65x120x23	1		●				
8	126.032	1328 302 024	Speedometer Gear	1		●				
9	269.320	0730 110 392	Thrust Washer	1		●				
10	244.304	1329 302 002	Constant Gear	1		●				
11	102.705	1329 302 014	Input Shaft	1		●				
12	160.261	1328 302 072	Lock Pin	1		●				
13	119.272	1328 202 042	Synchronizer Ring	1		●				
14	154.422	1328 302 064	Sliding Sleeve	1		●				
15	160.261	1328 302 072	Lock Pin	1		●				
16	135.189	1328 302 132	Plate	1		●				
17	119.286	1328 202 043	Synchronizer Ring	1		●				
18	171.063	0635 470 046	Needle	3		●				
19	156.037	0732 040 385	Outer Spring De.6x34	3		●				
20	196.374	1328 298 002	Synchronizer Assy	1		●				
21	269.322	0730 111 066	Washer	2		●				
22	137.316	0735 321 487	Needle 43x73x8	2		●				
23	269.205	1328 302 061	Washer	1		●				
24	244.305	1329 304 011	Constant Gear	1		●				
25	111.377	1328 302 075	Ring	1		●				
26	139.863	0730 513 641	Retaining Ring T.2,00	1		●				
27	137.376	0735 321 381	Needle 30x52x7,5 mm	1		●				
28	155.246	1328 304 064	Sliding Hub	2		●				
29	244.306	1329 304 010	Gear 2nd Speed	1		●				
30	269.175	1314 304 119	Follower ring outer	3		●				
31	269.176	1314 304 008	Follower ring inner Th.7,00 mm	3		●				
32	244.307	1329 304 007	Gear 1st Speed	1		●				
33	244.060	1328 304 061	Reverse Gear 50 T	1		●				
34	189.729	1314 304 097	Oil Tube	1		●				
35	103.304	1329 304 012	Main Shaft	1		●				
36	189.730	1314 332 043	Oil Tube	1		●				
37	130.993	0750 117 640	Bearing 50x90x28	4		●				
38	190.546	1329 203 011	Countershaft Assy	1		●				
39	269.178	1314 303 077	Clutch disc	4		●				
40	269.796	0501 214 822	Clutch Disc	2		●				
41	128.226	1328 302 118	Cover	1		●				
42	160.303	0731 208 242	Pin	1		●				
43	156.212	0732 042 766	Spring	1		●				

AS TRONIC
12AS2340

Date

06/2014

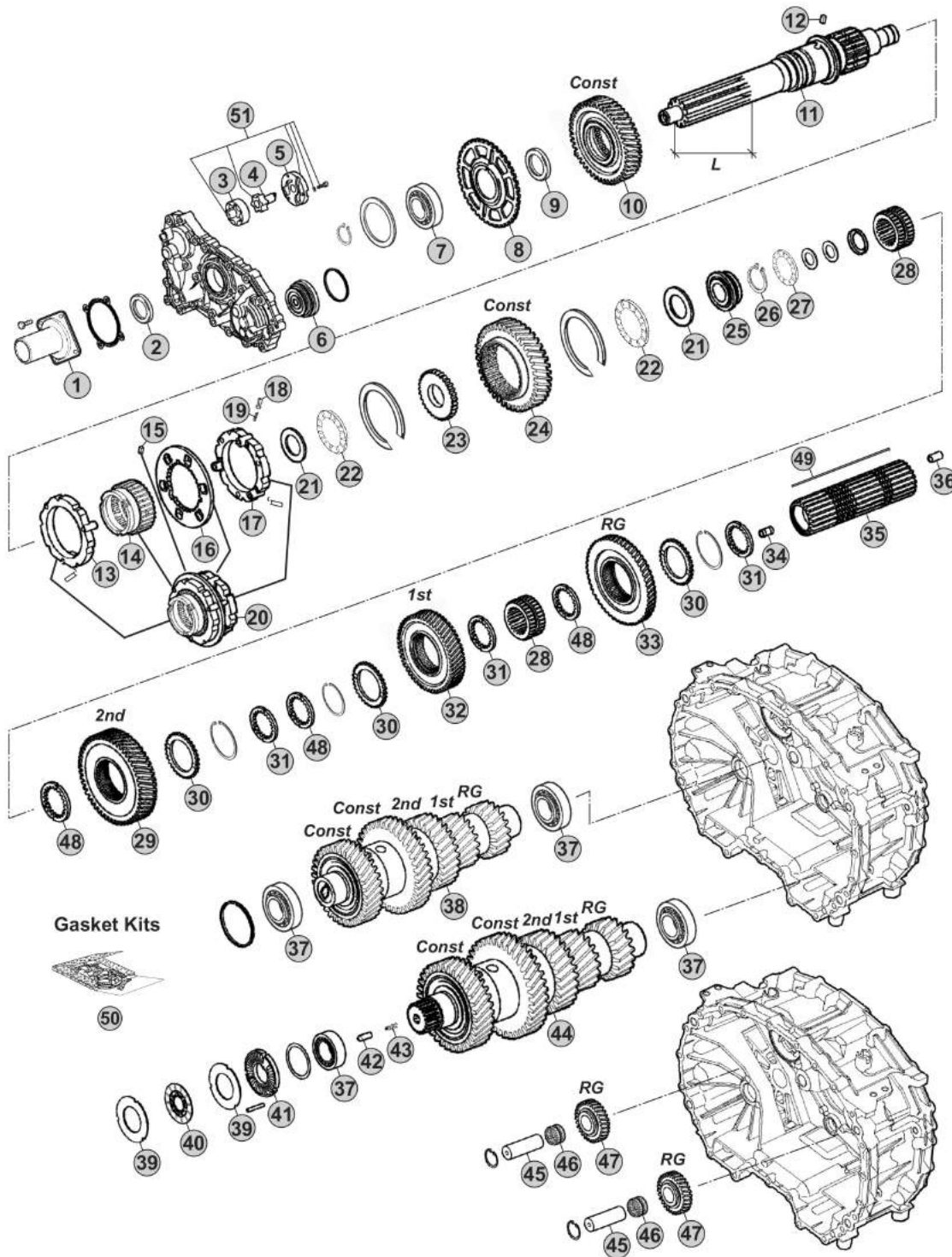
Notes

MODELS:

- AS TRONIC

VERSIONS:

- 12AS2340 (1329 xxx xxx)



Notes

12AS2340 R. 15,86-1,00

Our spare parts are not the originals but interchangeable with the originals ones. All original equipment manufacturers' numbers, pictures and models used in this catalogue are for reference only. Our products bear our trade-mark.

Fig.	CEI no.	ZF no.	Description	Q.ty	Notes	12AS2340				
44	190.547	1329 203 012	Countershaft Assy	1		●				
45	107.269	1328 305 007	Reverse Shaft	2		●				
46	137.808	0735 321 454	Needle Cage	2		●				
47	147.302	1328 305 014	Reverse Gear 29 T	2		●				
48	269.176	1314 304 008	Follower ring inner Th.7,00 mm	3		●				
48	269.354	1327 304 033	Spacer Th 7,05 mm	3		●				
48	269.355	1327 304 034	Spacer Th.7,10 mm	3		●				
48	269.356	1327 304 035	Spacer Th.7,15 mm	3		●				
48	269.357	1327 304 036	Spacer Th.7,20 mm	3		●				
49	189.736	1329 304 006	Key	1		●				
50	298.158	1327 298 001	Gasket Kit	1		●				
51	280.823	1314 202 055	Oil Pump Kit	1		●				

AS TRONIC
12AS2340

Date 06/2014 Notes _____

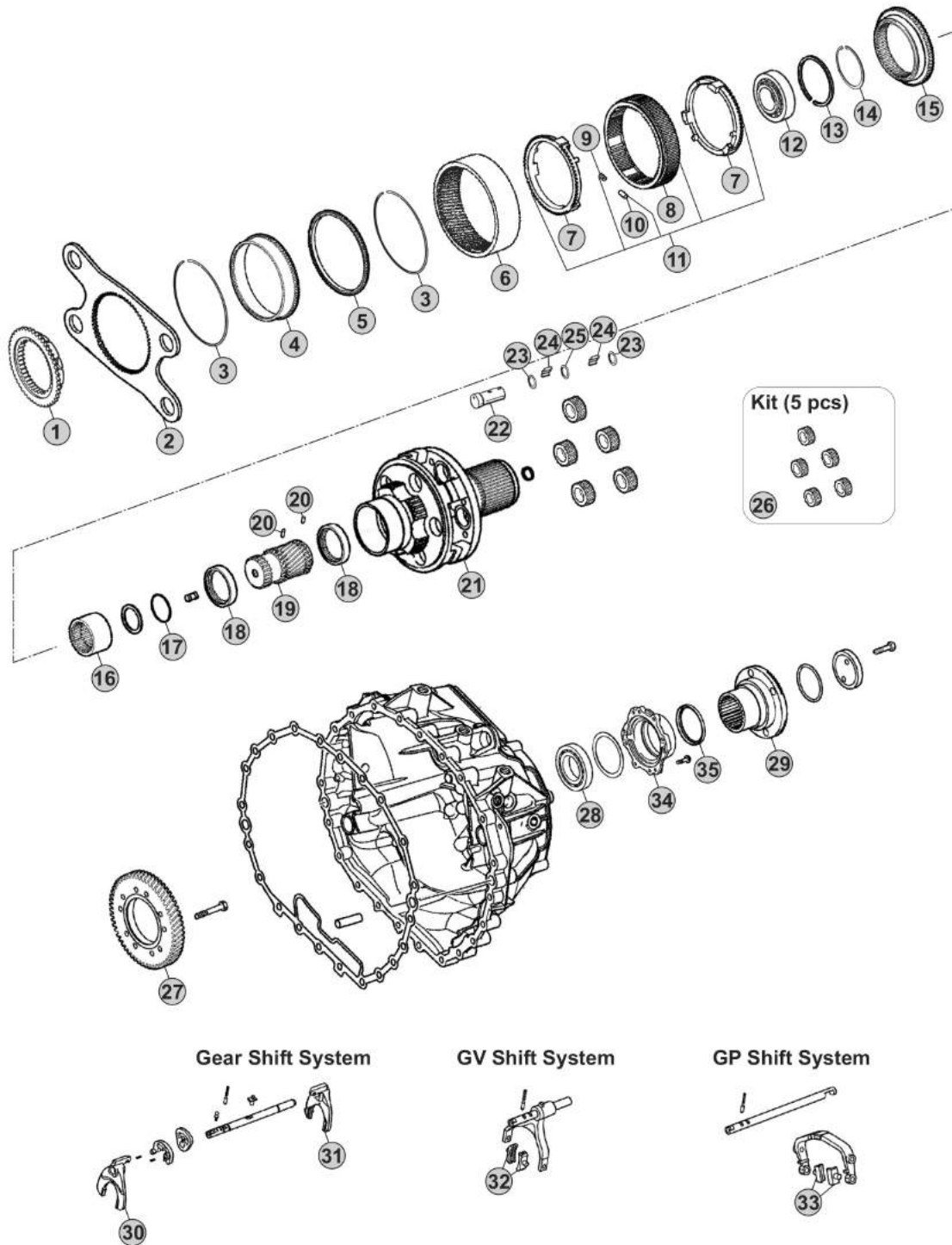


MODELS:

- AS TRONIC

VERSIONS:

- 12AS2340 (1329 xxx xxx)



Our spare parts are not the originals but interchangeable with the originals ones. All original equipment manufacturers' numbers, pictures and models used in this catalogue are for reference only. Our products bear our trade-mark.

Notes

12AS2340 R. 15,86-1,00

Our spare parts are not the originals but interchangeable with the originals ones. All original equipment manufacturers' numbers, pictures and models used in this catalogue are for reference only. Our products bear our trade-mark.

Fig.	CEI no.	ZF no.	Description	Q.ty	Notes	12AS2340			
1	109.748	1314 333 031	Synchronizer Cone	1		●			
2	298.146	1328 333 006	Flange GP	1		●			
3	111.373	0730 513 682	Retainer ring	1		●			
4	123.290	1328 332 024	Inside crown support 82 T	1		●			
5	119.274	1328 332 046	Synchronizer ring	1		●			
6	123.289	1328 332 045	Crown Gear 82 T	1		●			
7	119.269	1328 333 005	Synchronizer ring	2		●			
8	154.419	1328 333 003	Sliding Sleeve	1		●			
9	156.125	0732 040 929	Spring De.6x36	6		●			
10	171.069	0730 162 804	Cylinder roller	6		●			
11	298.894	1328 233 001	Synchro Kit	1		●			
12	130.981	0750 118 284	Bearing 100x130x30	1		●			
13	111.402	0630 513 139	Elastic Ring	1		●			
14	111.401	0730 513 745	Lock Ring A=2,50	1		●			
15	109.749	1328 333 009	Synchronizer Cone	1		●			
16	154.488	1328 304 068	Sliding Sleeve	1		●			
17	111.406	0630 502 218	Lock Ring 64x2	1		●			
18	269.794	1328 332 023	Pressure Disc	2		●			
19	157.744	1328 332 030	Sun Gear 23 T	1		●			
20	160.279	7636 038 103	Pin	2		●			
21	190.493	1328 232 016	Planetary Carrier	1	W/Retarder	●			
21	190.430	1328 232 011	Planetary Carrier	1	W/out Retarder	●			
22	107.236	1328 332 041	Planetary pin	5		●			
23	269.009	0730 109 323	Spacer Ring	10		●			
24	171.062	0750 119 116	Needle 10x16,80 (140 pcs)	140		●			
25	269.647	0730 109 640	Thrust Washer T.9,00 mm	5		●			
26	298.248	1328 232 006	Planetary Gear Set	1		●			
27	244.191	6085 301 217	Gear 57 T	1	W/Retarder	●			
28	130.245	0750 116 394	Bearing 90x160x30	1		●			
29	197.258	1314 332 054	Output Flange	1		●			
30		1329 306 008	Fork	1		●			
31		1329 306 007	Fork	1		●			
32	141.215	1328 312 005	Sliding Pad	2		●			
33	141.214	1328 334 004	Sliding Pad	2		●			
34	128.328	1328 331 002	Cover	1		●			
35	139.633	0734 319 459	Seal Ring	1		●			

AS TRONIC
12AS2340

Date 06/2014 Notes _____

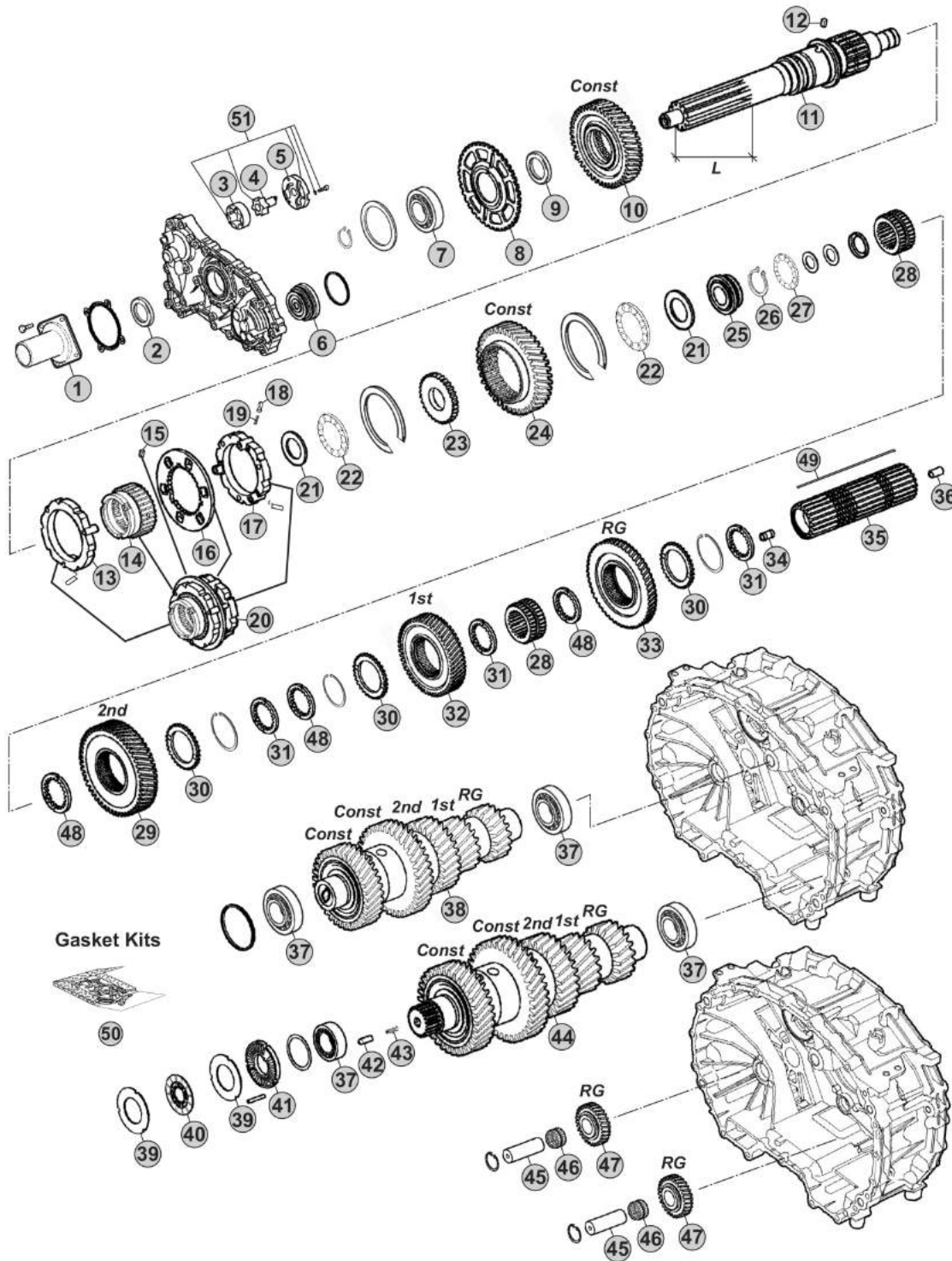


MODELS:

- AS TRONIC

VERSIONS:

- 12AS2341 (1329 xxx xxx)



Notes

12AS2341 R. 15,86-1,00

Our spare parts are not the originals but interchangeable with the originals ones. All original equipment manufacturers' numbers, pictures and models used in this catalogue are for reference only. Our products bear our trade-mark.

Our spare parts are not the originals but interchangeable with the originals ones. All original equipment manufacturers' numbers, pictures and models used in this catalogue are for reference only. Our products bear our trade-mark.

Fig.	CEI no.	ZF no.	Description	Q.ty	Notes	12AS2341			
1	128.327	1314 302 096	Front cover	1		●			
2	139.966	0750 111 348	Oil Seal 55x70x8	1		●			
3	189.678	1315 303 027	Rotor	1		●			
4	189.679	1314 202 039	Oil Pump Shaft	1		●			
5	189.728	1314 302 138	Oil Pump Cover	1		●			
6	188.272	1328 202 024	Piston	1		●			
7	130.823	0750 116 365	Bearing 65x120x23	1		●			
8	126.032	1328 302 024	Speedometer Gear	1		●			
9	269.320	0730 110 392	Thrust Washer	1		●			
10	244.304	1329 302 002	Constant Gear	1		●			
11	102.705	1329 302 014	Input Shaft	1		●			
12	160.261	1328 302 072	Lock Pin	1		●			
13	119.272	1328 202 042	Synchronizer Ring	1		●			
14	154.422	1328 302 064	Sliding Sleeve	1		●			
15	160.261	1328 302 072	Lock Pin	1		●			
16	135.189	1328 302 132	Plate	1		●			
17	119.286	1328 202 043	Synchronizer Ring	1		●			
18	171.063	0635 470 046	Needle	3		●			
19	156.037	0732 040 385	Outer Spring De.6x34	3		●			
20	196.374	1328 298 002	Synchronizer Assy	1		●			
21	269.322	0730 111 066	Washer	2		●			
22	137.316	0735 321 487	Needle 43x73x8	2		●			
23	269.205	1328 302 061	Washer	1		●			
24	244.305	1329 304 011	Constant Gear	1		●			
25	111.377	1328 302 075	Ring	1		●			
26	139.863	0730 513 641	Retaining Ring T.2,00	1		●			
27	137.376	0735 321 381	Needle 30x52x7,5 mm	1		●			
28	155.246	1328 304 064	Sliding Hub	2		●			
29	244.306	1329 304 010	Gear 2nd Speed	1		●			
30	269.175	1314 304 119	Follower ring outer	3		●			
31	269.176	1314 304 008	Follower ring inner Th.7,00 mm	3		●			
32	244.307	1329 304 007	Gear 1st Speed	1		●			
33	244.060	1328 304 061	Reverse Gear 50 T	1		●			
34	189.729	1314 304 097	Oil Tube	1		●			
35	103.304	1329 304 012	Main Shaft	1		●			
36	189.730	1314 332 043	Oil Tube	1		●			
37	130.993	0750 117 640	Bearing 50x90x28	4		●			
38	190.546	1329 203 011	Countershaft Assy	1		●			
39	269.178	1314 303 077	Clutch disc	4		●			
40	269.796	0501 214 822	Clutch Disc	2		●			
41	128.226	1328 302 118	Cover	1		●			
42	160.303	0731 208 242	Pin	1		●			
43	156.212	0732 042 766	Spring	1		●			

AS TRONIC
12AS2341

Date

06/2014

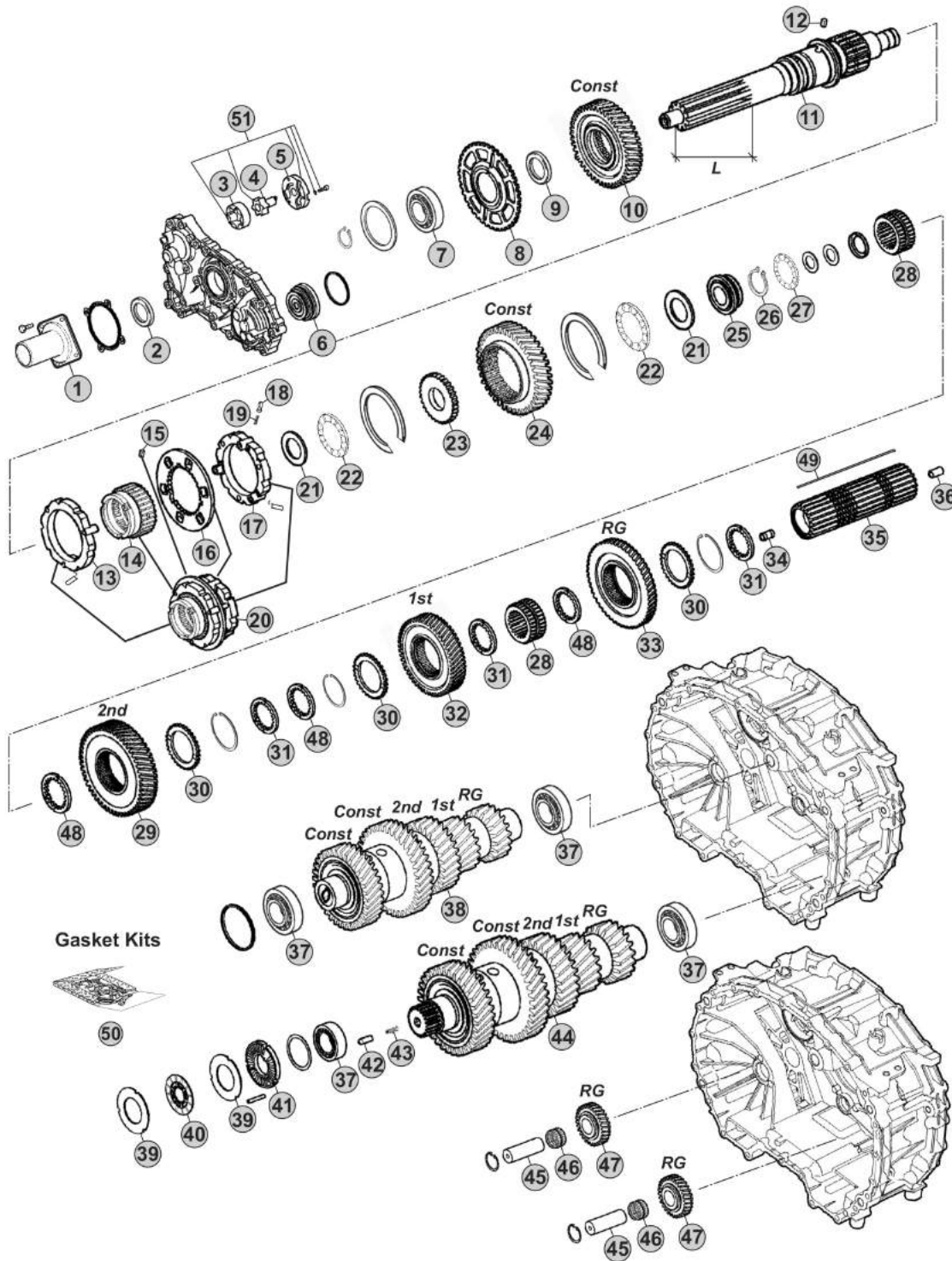
Notes

MODELS:

- AS TRONIC

VERSIONS:

- 12AS2341 (1329 xxx xxx)



Notes

12AS2341 R. 15,86-1,00

Our spare parts are not the originals but interchangeable with the originals ones. All original equipment manufacturers' numbers, pictures and models used in this catalogue are for reference only. Our products bear our trade-mark.

Fig.	CEI no.	ZF no.	Description	Q.ty	Notes				
44	190.547	1329 203 012	Countershaft Assy	1		●			
45	107.269	1328 305 007	Reverse Shaft	2		●			
46	137.808	0735 321 454	Needle Cage	2		●			
47	147.302	1328 305 014	Reverse Gear 29 T	2		●			
48	269.176	1314 304 008	Follower ring inner Th.7,00 mm	3		●			
48	269.354	1327 304 033	Spacer Th 7,05 mm	3		●			
48	269.355	1327 304 034	Spacer Th.7,10 mm	3		●			
48	269.356	1327 304 035	Spacer Th.7,15 mm	3		●			
48	269.357	1327 304 036	Spacer Th.7,20 mm	3		●			
49	189.736	1329 304 006	Key	1		●			
50	298.158	1327 298 001	Gasket Kit	1		●			
51	280.823	1314 202 055	Oil Pump Kit	1		●			

12AS2341

AS TRONIC
12AS2341

Date _____ Notes _____

06/2014

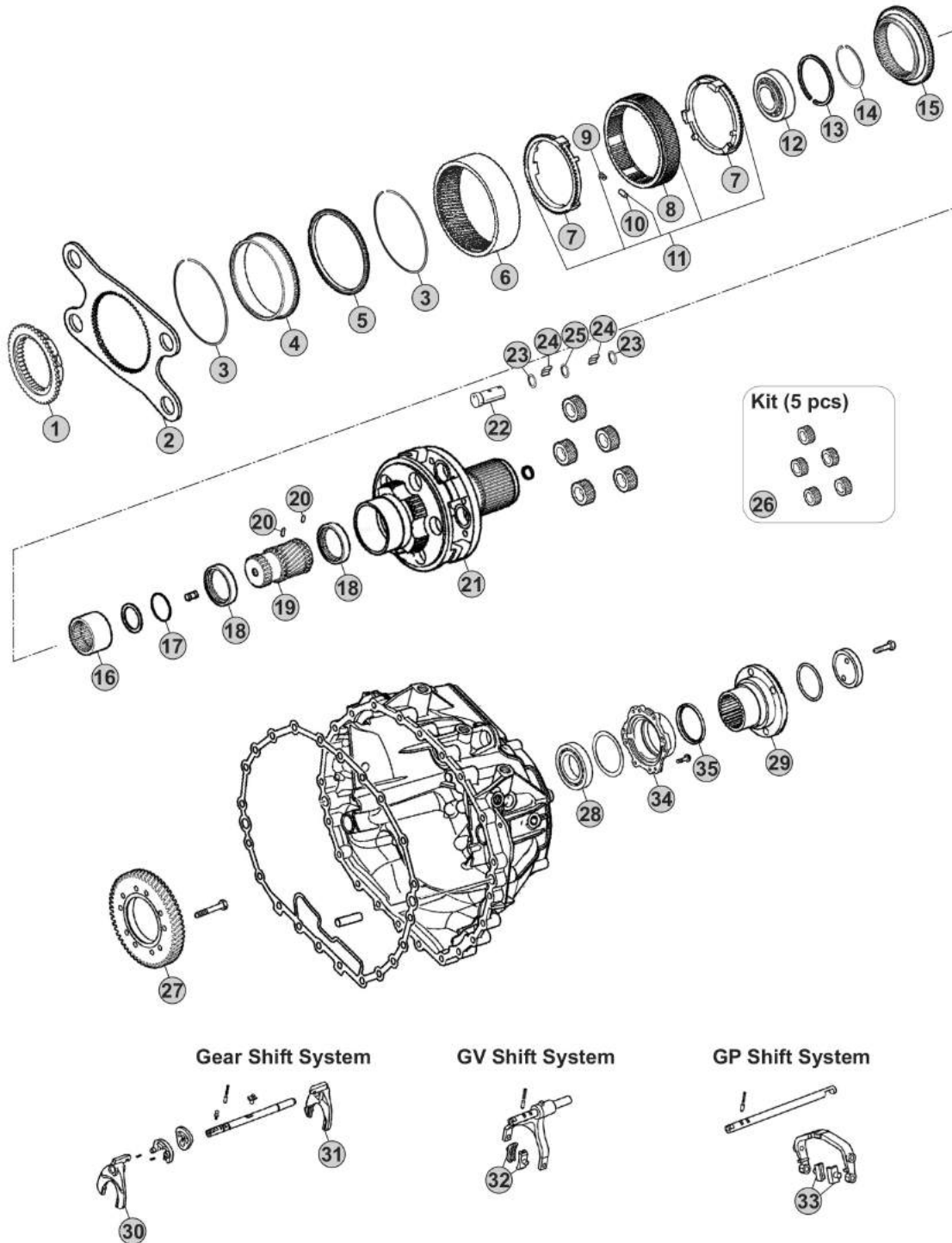


MODELS:

- AS TRONIC

VERSIONS:

- 12AS2341 (1329 xxx xxx)



Our spare parts are not the originals but interchangeable with the originals ones. All original equipment manufacturers' numbers, pictures and models used in this catalogue are for reference only. Our products bear our trade-mark.

Notes

12AS2341 R. 15,86-1,00

Our spare parts are not the originals but interchangeable with the originals ones. All original equipment manufacturers' numbers, pictures and models used in this catalogue are for reference only. Our products bear our trade-mark.

Fig.	CEI no.	ZF no.	Description	Q.ty	Notes	12AS2341				
1	109.748	1314 333 031	Synchronizer Cone	1		●				
2	298.146	1328 333 006	Flange GP	1		●				
3	111.373	0730 513 682	Retainer ring	2		●				
4	123.290	1328 332 024	Inside crown support 82 T	1		●				
5	119.274	1328 332 046	Synchronizer ring	1		●				
6	123.289	1328 332 045	Crown Gear 82 T	1		●				
7	119.269	1328 333 005	Synchronizer ring	2		●				
8	154.419	1328 333 003	Sliding Sleeve	1		●				
9	156.125	0732 040 929	Spring De.6x36	6		●				
10	171.069	0730 162 804	Cylinder roller	6		●				
11	298.894	1328 233 001	Synchro Kit	1		●				
12	130.981	0750 118 284	Bearing 100x130x30	1		●				
13	111.402	0630 513 139	Elastic Ring	1		●				
14	111.401	0730 513 745	Lock Ring A=2,50	1		●				
15	109.749	1328 333 009	Synchronizer Cone	1		●				
16	154.488	1328 304 068	Sliding Sleeve	1		●				
17	111.406	0630 502 218	Lock Ring 64x2	1		●				
18	269.794	1328 332 023	Pressure Disc	2		●				
19	157.744	1328 332 030	Sun Gear 23 T	1		●				
20	160.279	7636 038 103	Pin	2		●				
21	190.493	1328 232 016	Planetary Carrier	1	W/Retarder	●				
21	190.430	1328 232 011	Planetary Carrier	1	W/out Retarder	●				
22	107.236	1328 332 041	Planetary pin	5		●				
23	269.009	0730 109 323	Spacer Ring	10		●				
24	171.062	0750 119 116	Needle 10x16,80 (140 pcs)	140		●				
25	269.647	0730 109 640	Thrust Washer T.9,00 mm	5		●				
26	298.248	1328 232 006	Planetary Gear Set	1		●				
27	244.191	6085 301 217	Gear 57 T	1	W/Retarder	●				
28	130.245	0750 116 394	Bearing 90x160x30	1		●				
29	197.258	1314 332 054	Output Flange	1		●				
30		1329 306 008	Fork	1		●				
31		1329 306 007	Fork	1		●				
32	141.215	1328 312 005	Sliding Pad	2		●				
33	141.214	1328 334 004	Sliding Pad	2		●				
34	128.328	1328 331 002	Cover	1		●				
35	139.633	0734 319 459	Seal Ring	1		●				

AS TRONIC
12AS2341

Date _____ Notes _____
06/2014

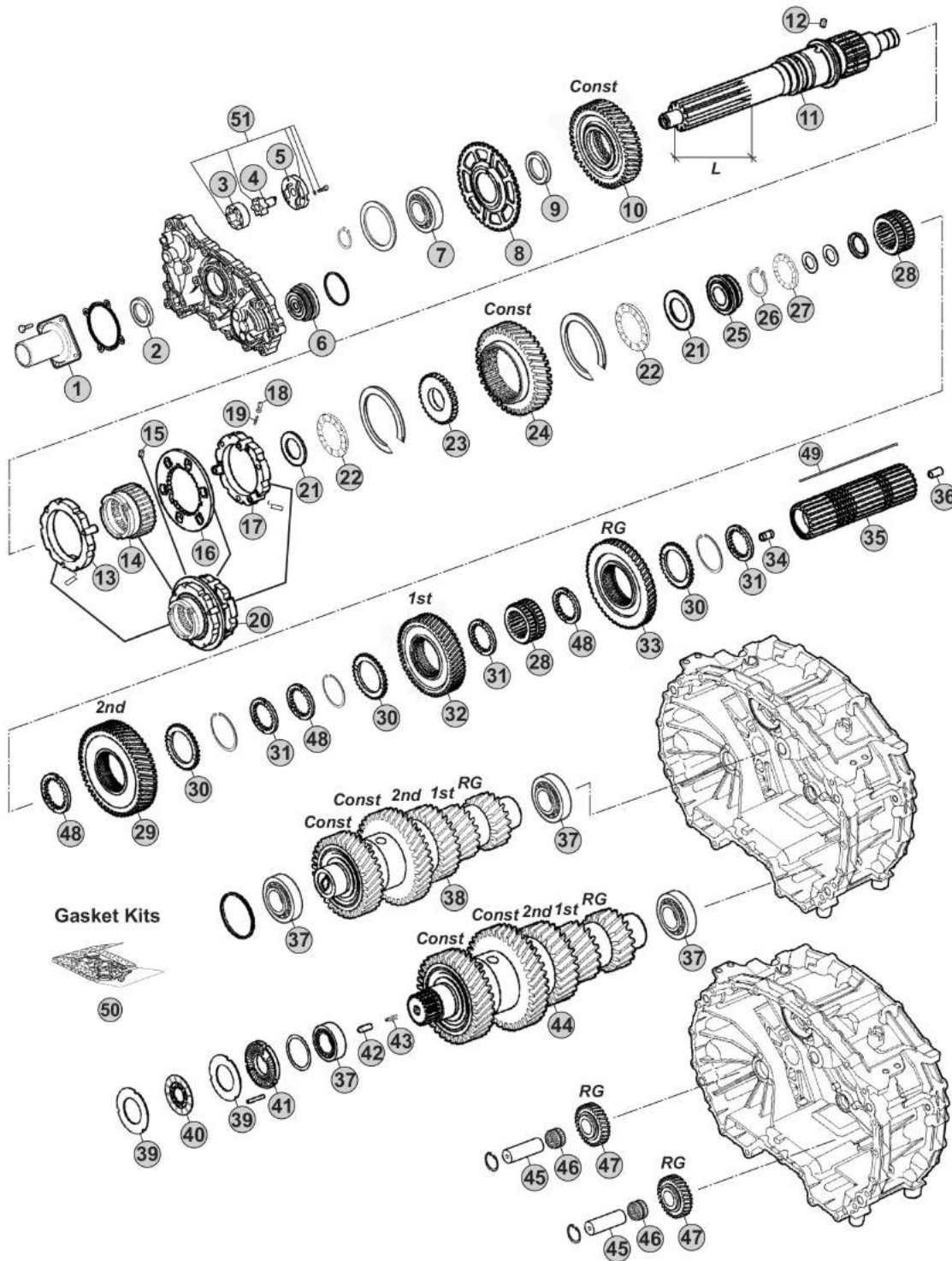


MODELS:

- AS TRONIC

VERSIONS:

- 12AS2530 (1353 xxx xxx)



Notes

12AS2530 R. 12,33-0,78

Our spare parts are not the originals but interchangeable with the originals ones. All original equipment manufacturers' numbers, pictures and models used in this catalogue are for reference only. Our products bear our trade-mark.

Our spare parts are not the originals but interchangeable with the originals ones. All original equipment manufacturers' numbers, pictures and models used in this catalogue are for reference only. Our products bear our trade-mark.

Fig.	CEI no.	ZF no.	Description	Q.ty	Notes	12AS2530			
1	128.327	1314 302 096	Front cover	1		●			
2	139.966	0750 111 348	Oil Seal 55x70x8	1		●			
3	189.678	1315 303 027	Rotor	1		●			
4	189.679	1314 202 039	Oil Pump Shaft	1		●			
5	189.728	1314 302 138	Oil Pump Cover	1		●			
6	188.272	1328 202 024	Piston	1		●			
7	130.823	0750 116 365	Bearing 65x120x23	1		●			
8	126.032	1328 302 024	Speedometer Gear	1		●			
9	269.320	0730 110 392	Thrust Washer	1		●			
10	145.993	1327 302 006	Constant Gear 46 T	1		●			
11	103.220	1328 302 078	Input Shaft L=110 mm	1		●			
11	103.282	1328 302 077	Input Shaft L=116 mm	1		●			
12	160.261	1328 302 072	Lock Pin	1		●			
13	119.272	1328 202 042	Synchronizer Ring	1		●			
14	154.422	1328 302 064	Sliding Sleeve	1		●			
15	160.261	1328 302 072	Lock Pin	1		●			
16	135.189	1328 302 132	Plate	1		●			
17	119.273	1328 202 044	Synchronizer Ring	1		●			
18	171.063	0635 470 046	Needle	3		●			
19	156.037	0732 040 385	Outer Spring De.6x34	3		●			
20	196.371	1328 298 001	Synchronizer Assy	1		●			
21	269.322	0730 111 066	Washer	2		●			
22	137.316	0735 321 487	Needle 43x73x8	2		●			
23	269.205	1328 302 061	Washer	1		●			
24	145.994	1327 304 015	Constant gear 40 T	1		●			
25	111.377	1328 302 075	Ring	1		●			
26	139.863	0730 513 641	Retaining Ring T.2,00	1		●			
27	137.376	0735 321 381	Needle 30x52x7,5 mm	1		●			
28	155.246	1328 304 064	Sliding Hub	2		●			
29	244.058	1327 304 024	Gear 2nd Speed 48 T	1		●			
30	269.175	1314 304 119	Follower ring outer	3		●			
31	269.176	1314 304 008	Follower ring inner Th.7,00 mm	3		●			
32	244.059	1328 304 060	Gear 1st Speed 54 T	1		●			
33	244.060	1328 304 061	Reverse Gear 50 T	1		●			
34	189.729	1314 304 097	Oil Tube	1		●			
35	103.243	1327 304 032	Main shaft	1		●			
36	189.730	1314 332 043	Oil Tube	1		●			
37	130.993	0750 117 640	Bearing 50x90x28	4		●			
38	190.428	1327 203 044	Countershaft 19/19/28/38/44 T	1		●			
39	269.178	1314 303 077	Clutch disc	4		●			
40	269.793	0501 214 821	Clutch Disc	2		●			
41	128.226	1328 302 118	Cover	1		●			
42	160.303	0731 208 242	Pin	1		●			

AS TRONIC
12AS2530

Date

06/2014

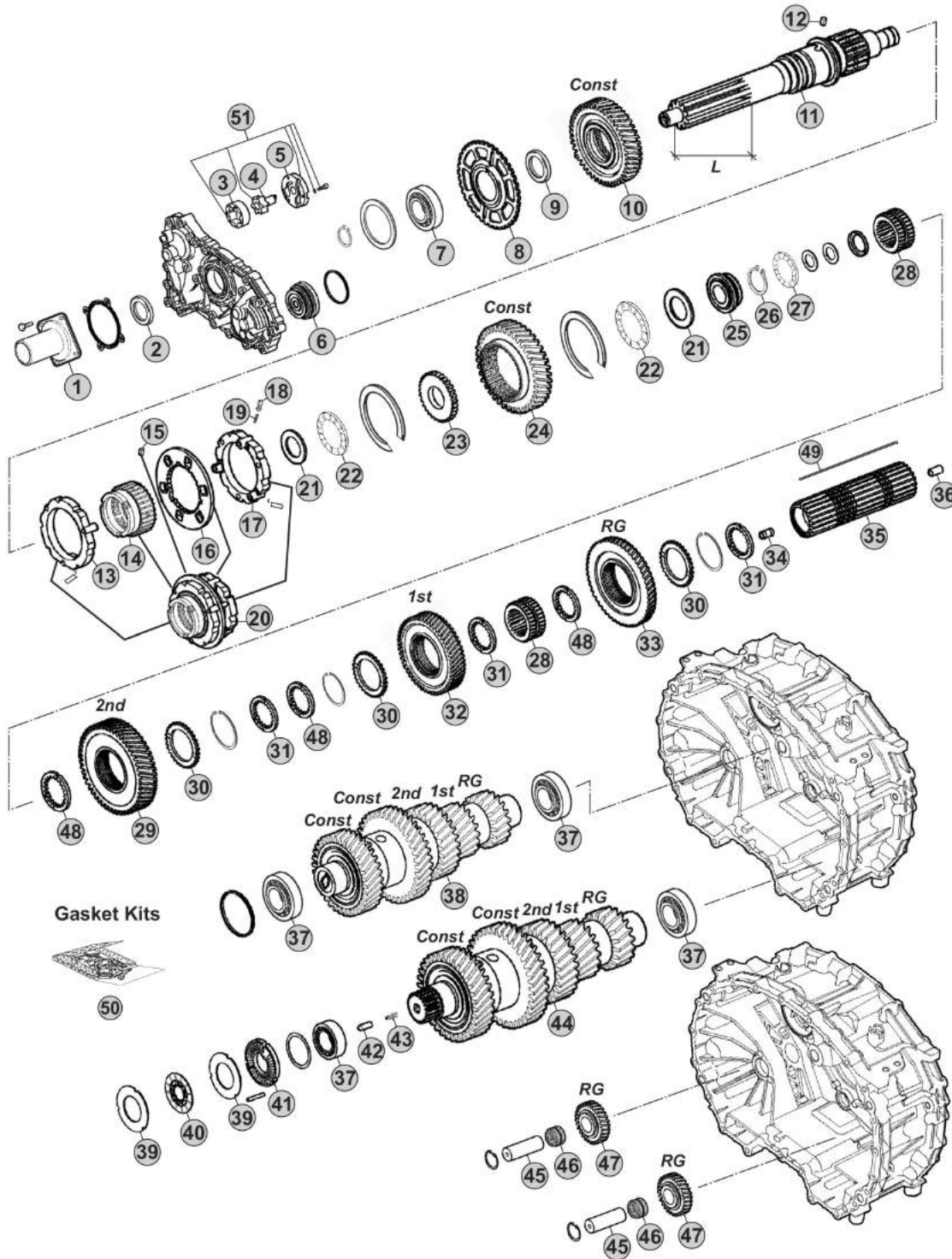
Notes

MODELS:

- AS TRONIC

VERSIONS:

- 12AS2530 (1353 xxx xxx)



Notes

12AS2530 R. 12,33-0,78

Our spare parts are not the originals but interchangeable with the originals ones. All original equipment manufacturers' numbers, pictures and models used in this catalogue are for reference only. Our products bear our trade-mark.

Fig.	CEI no.	ZF no.	Description	Q.ty	Notes
43	156.212	0732 042 766	Spring	1	
44	190.429	1327 203 046	Countershaft 19/19/28/38/44 T	1	
45	107.269	1328 305 007	Reverse Shaft	2	
46	137.808	0735 321 454	Needle Cage	2	
47	147.302	1328 305 014	Reverse Gear 29 T	2	
48	269.176	1314 304 008	Follow ring inner Th.7,00 mm	3	
48	269.354	1327 304 033	Spacer Th 7,05 mm	3	
48	269.355	1327 304 034	Spacer Th.7,10 mm	3	
48	269.356	1327 304 035	Spacer Th.7,15 mm	3	
48	269.357	1327 304 036	Spacer Th.7,20 mm	3	
49	189.653	1328 304 035	Key	1	
50	298.158	1327 298 001	Gasket Kit	1	
51	280.823	1314 202 055	Oil Pump Kit	1	

12AS2530

AS TRONIC
12AS2530

Date _____
06/2014

Notes _____

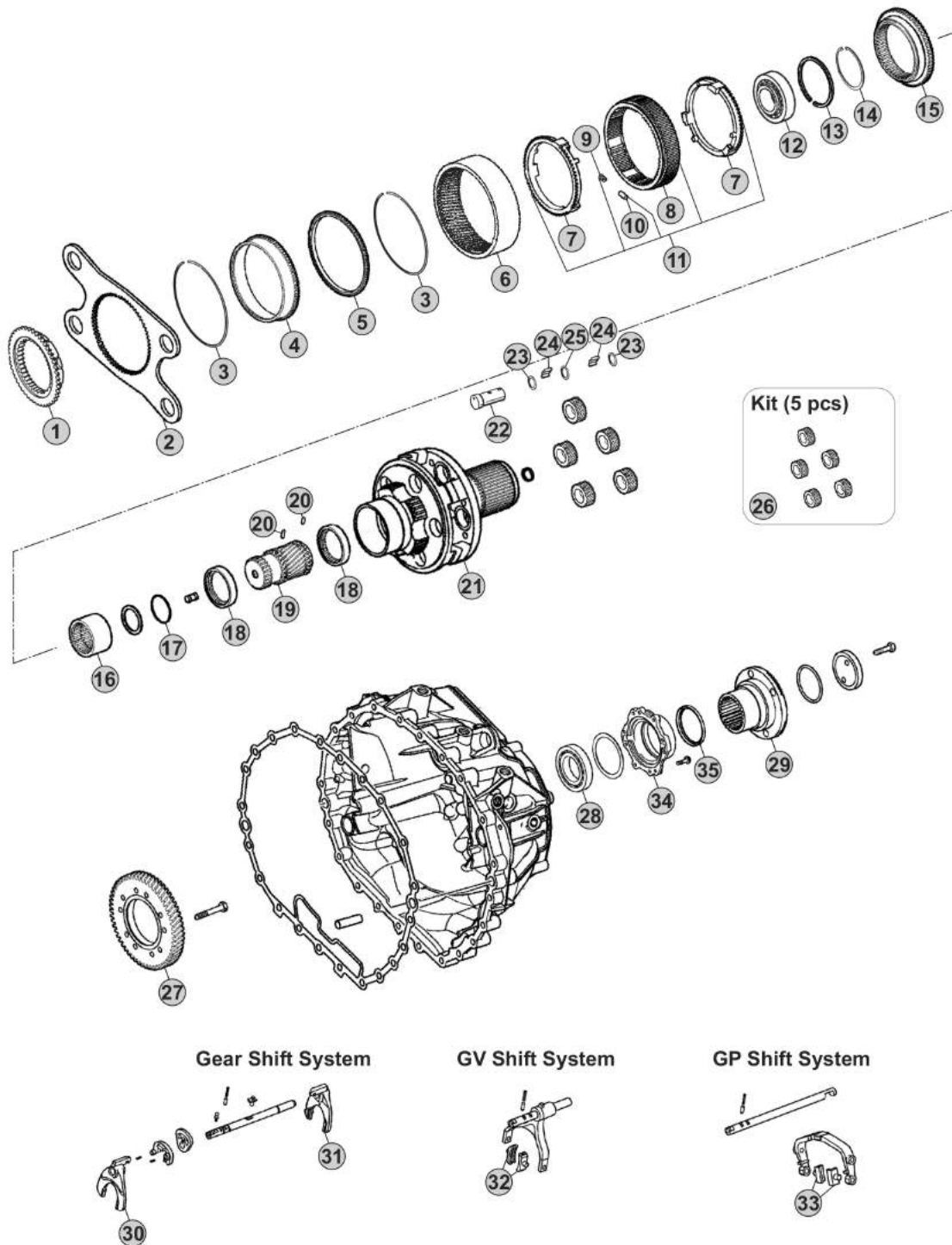


MODELS:

- AS TRONIC

VERSIONS:

- 12AS2530 (1353 xxx xxx)



Our spare parts are not the originals but interchangeable with the originals ones. All original equipment manufacturers' numbers, pictures and models used in this catalogue are for reference only. Our products bear our trade-mark.

Notes

12AS2530 R. 12,33-0,78

Our spare parts are not the originals but interchangeable with the originals ones. All original equipment manufacturers' numbers, pictures and models used in this catalogue are for reference only. Our products bear our trade-mark.

Fig.	CEI no.	ZF no.	Description	Q.ty	Notes	12AS2530				
1	109.748	1314 333 031	Synchronizer Cone	1		●				
2	298.146	1328 333 006	Flange GP	1		●				
3	111.373	0730 513 682	Retainer ring	2		●				
4	123.290	1328 332 024	Inside crown support 82 T	1		●				
5	119.274	1328 332 046	Synchronizer ring	1		●				
6	123.289	1328 332 045	Crown Gear 82 T	1		●				
7	119.269	1328 333 005	Synchronizer ring	2		●				
8	154.419	1328 333 003	Sliding Sleeve	1		●				
9	156.125	0732 040 929	Spring De.6x36	6		●				
10	171.069	0730 162 804	Cylinder roller	6		●				
11	298.894	1328 233 001	Synchro Kit	1		●				
12	130.981	0750 118 284	Bearing 100x130x30	1		●				
13	111.402	0630 513 139	Elastic Ring	1		●				
14	111.401	0730 513 745	Lock Ring A=2,50	1		●				
15	109.749	1328 333 009	Synchronizer Cone	1		●				
16	154.488	1328 304 068	Sliding Sleeve	1		●				
17	111.406	0630 502 218	Lock Ring 64x2	1		●				
18	269.794	1328 332 023	Pressure Disc	2		●				
19	157.744	1328 332 030	Sun Gear 23 T	1		●				
20	160.279	7636 038 103	Pin	2		●				
21	190.493	1328 232 016	Planetary Carrier	1	W/Retarder	●				
21	190.430	1328 232 011	Planetary Carrier	1	W/out Retarder	●				
22	107.236	1328 332 041	Planetary pin	5		●				
23	269.009	0730 109 323	Spacer Ring	10		●				
24	171.062	0750 119 116	Needle 10x16,80 (140 pcs)	140		●				
25	269.647	0730 109 640	Thrust Washer T.9,00 mm	5		●				
26	298.248	1328 232 006	Planetary Gear Set	1		●				
27	244.191	6085 301 217	Gear 57 T	1	W/Retarder	●				
28	130.245	0750 116 394	Bearing 90x160x30	1		●				
29	197.258	1314 332 054	Output Flange	1		●				
30	141.227	1328 306 026	Fork	1		●				
31	141.243	1327 306 007	Fork	1		●				
32	141.215	1328 312 005	Sliding Pad	2		●				
33	141.214	1328 334 004	Sliding Pad	2		●				
34	128.328	1328 331 002	Cover	1		●				
35	139.633	0734 319 459	Seal Ring	1		●				

AS TRONIC
12AS2530

Date _____ Notes _____
06/2014

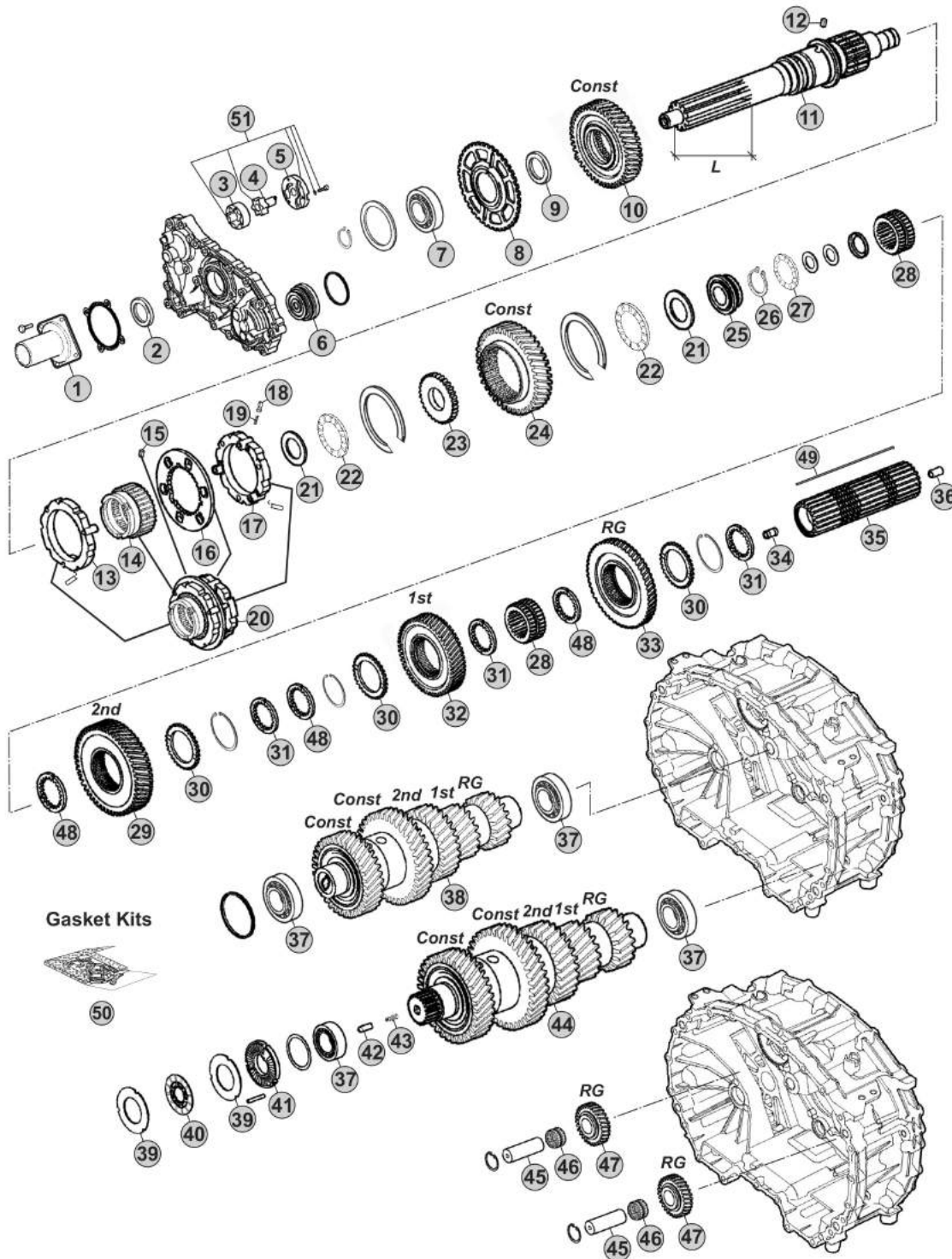


MODELS:

- AS TRONIC

VERSIONS:

- 12AS2531 (1353 xxx xxx)



Notes

12AS2531 R. 12,33-0,78

Our spare parts are not the originals but interchangeable with the originals ones. All original equipment manufacturers' numbers, pictures and models used in this catalogue are for reference only. Our products bear our trade-mark.

Our spare parts are not the originals but interchangeable with the originals ones. All original equipment manufacturers' numbers, pictures and models used in this catalogue are for reference only. Our products bear our trade-mark.

Fig.	CEI no.	ZF no.	Description	Q.ty	Notes	12AS2531			
1	128.327	1314 302 096	Front cover	1		●			
2	139.966	0750 111 348	Oil Seal 55x70x8	1		●			
3	189.678	1315 303 027	Rotor	1		●			
4	189.679	1314 202 039	Oil Pump Shaft	1		●			
5	189.728	1314 302 138	Oil Pump Cover	1		●			
6	188.272	1328 202 024	Piston	1		●			
7	130.823	0750 116 365	Bearing 65x120x23	1		●			
8	126.032	1328 302 024	Speedometer Gear	1		●			
9	269.320	0730 110 392	Thrust Washer	1		●			
10	145.993	1327 302 006	Constant Gear 46 T	1		●			
11	103.220	1328 302 078	Input Shaft L=110 mm	1		●			
11	103.282	1328 302 077	Input Shaft L=116 mm	1		●			
12	160.261	1328 302 072	Lock Pin	1		●			
13	119.272	1328 202 042	Synchronizer Ring	1		●			
14	154.422	1328 302 064	Sliding Sleeve	1		●			
15	160.261	1328 302 072	Lock Pin	1		●			
16	135.189	1328 302 132	Plate	1		●			
17	119.273	1328 202 044	Synchronizer Ring	1		●			
18	171.063	0635 470 046	Needle	3		●			
19	156.037	0732 040 385	Outer Spring De.6x34	3		●			
20	196.371	1328 298 001	Synchronizer Assy	1		●			
21	269.322	0730 111 066	Washer	2		●			
22	137.316	0735 321 487	Needle 43x73x8	2		●			
23	269.205	1328 302 061	Washer	1		●			
24	145.994	1327 304 015	Constant gear 40 T	1		●			
25	111.377	1328 302 075	Ring	1		●			
26	139.863	0730 513 641	Retaining Ring T.2,00	1		●			
27	137.376	0735 321 381	Needle 30x52x7,5 mm	1		●			
28	155.246	1328 304 064	Sliding Hub	2		●			
29	244.058	1327 304 024	Gear 2nd Speed 48 T	1		●			
30	269.175	1314 304 119	Follower ring outer	3		●			
31	269.176	1314 304 008	Follower ring inner Th.7,00 mm	3		●			
32	244.059	1328 304 060	Gear 1st Speed 54 T	1		●			
33	244.060	1328 304 061	Reverse Gear 50 T	1		●			
34	189.729	1314 304 097	Oil Tube	1		●			
35	103.243	1327 304 032	Main shaft	1		●			
36	189.730	1314 332 043	Oil Tube	1		●			
37	130.993	0750 117 640	Bearing 50x90x28	4		●			
38	190.428	1327 203 044	Countershaft 19/19/28/38/44 T	1		●			
39	269.178	1314 303 077	Clutch disc	4		●			
40	269.793	0501 214 821	Clutch Disc	2		●			
41	128.226	1328 302 118	Cover	1		●			
42	160.303	0731 208 242	Pin	1		●			

AS TRONIC
12AS2531

Date

06/2014

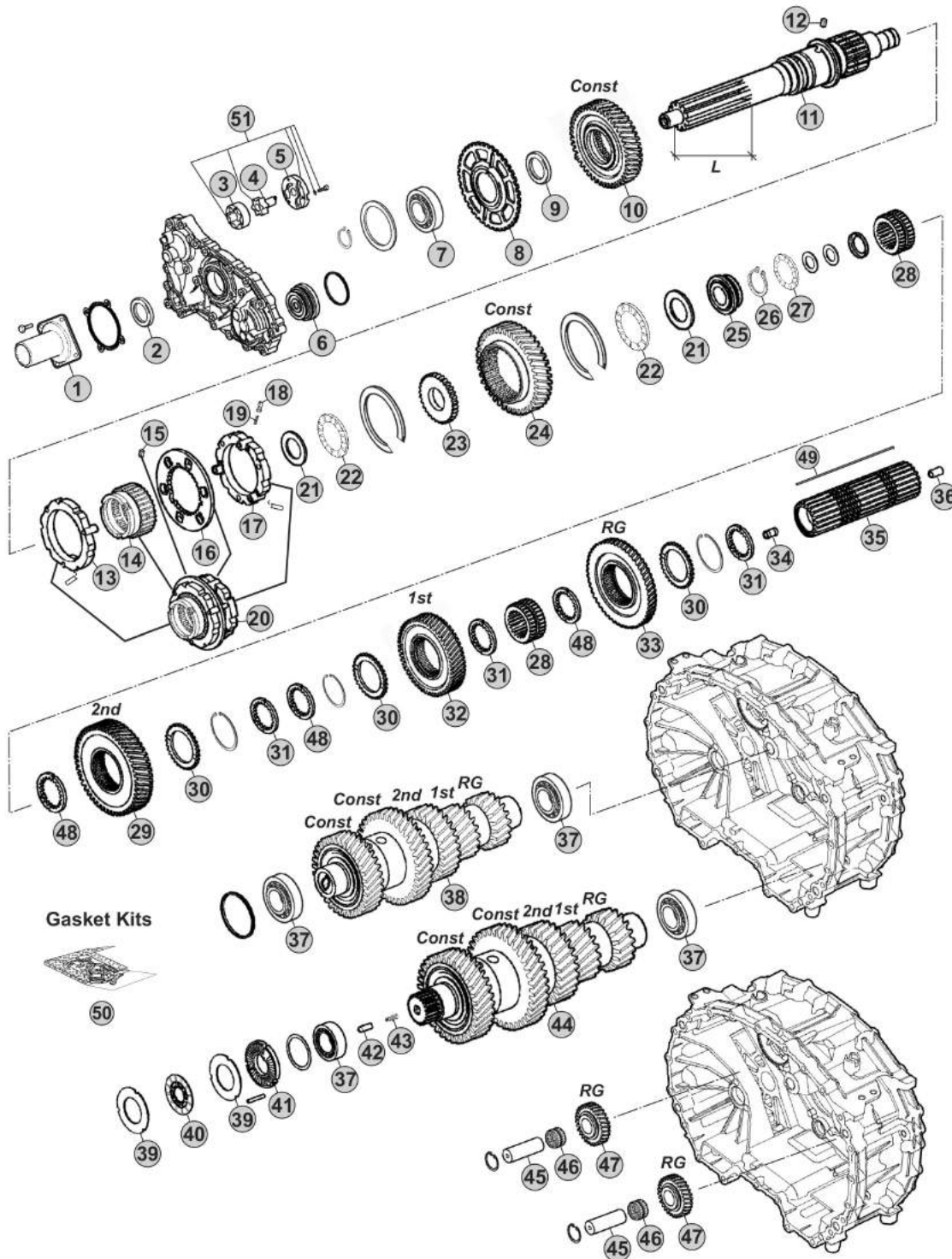
Notes

MODELS:

- AS TRONIC

VERSIONS:

- 12AS2531 (1353 xxx xxx)



Notes

12AS2531 R. 12,33-0,78

Our spare parts are not the originals but interchangeable with the originals ones. All original equipment manufacturers' numbers, pictures and models used in this catalogue are for reference only. Our products bear our trade-mark.

Fig.	CEI no.	ZF no.	Description	Q.ty	Notes				
43	156.212	0732 042 766	Spring	1		●			
44	190.429	1327 203 046	Countershaft 19/19/28/38/44 T	1		●			
45	107.269	1328 305 007	Reverse Shaft	2		●			
46	137.808	0735 321 454	Needle Cage	2		●			
47	147.302	1328 305 014	Reverse Gear 29 T	2		●			
48	269.176	1314 304 008	Follower ring inner Th.7,00 mm	3		●			
48	269.354	1327 304 033	Spacer Th 7,05 mm	3		●			
48	269.355	1327 304 034	Spacer Th.7,10 mm	3		●			
48	269.356	1327 304 035	Spacer Th.7,15 mm	3		●			
48	269.357	1327 304 036	Spacer Th.7,20 mm	3		●			
49	189.653	1328 304 035	Key	1		●			
50	298.158	1327 298 001	Gasket Kit	1		●			
51	280.823	1314 202 055	Oil Pump Kit	1		●			

12AS2531

AS TRONIC
12AS2531

Date 06/2014 Notes _____

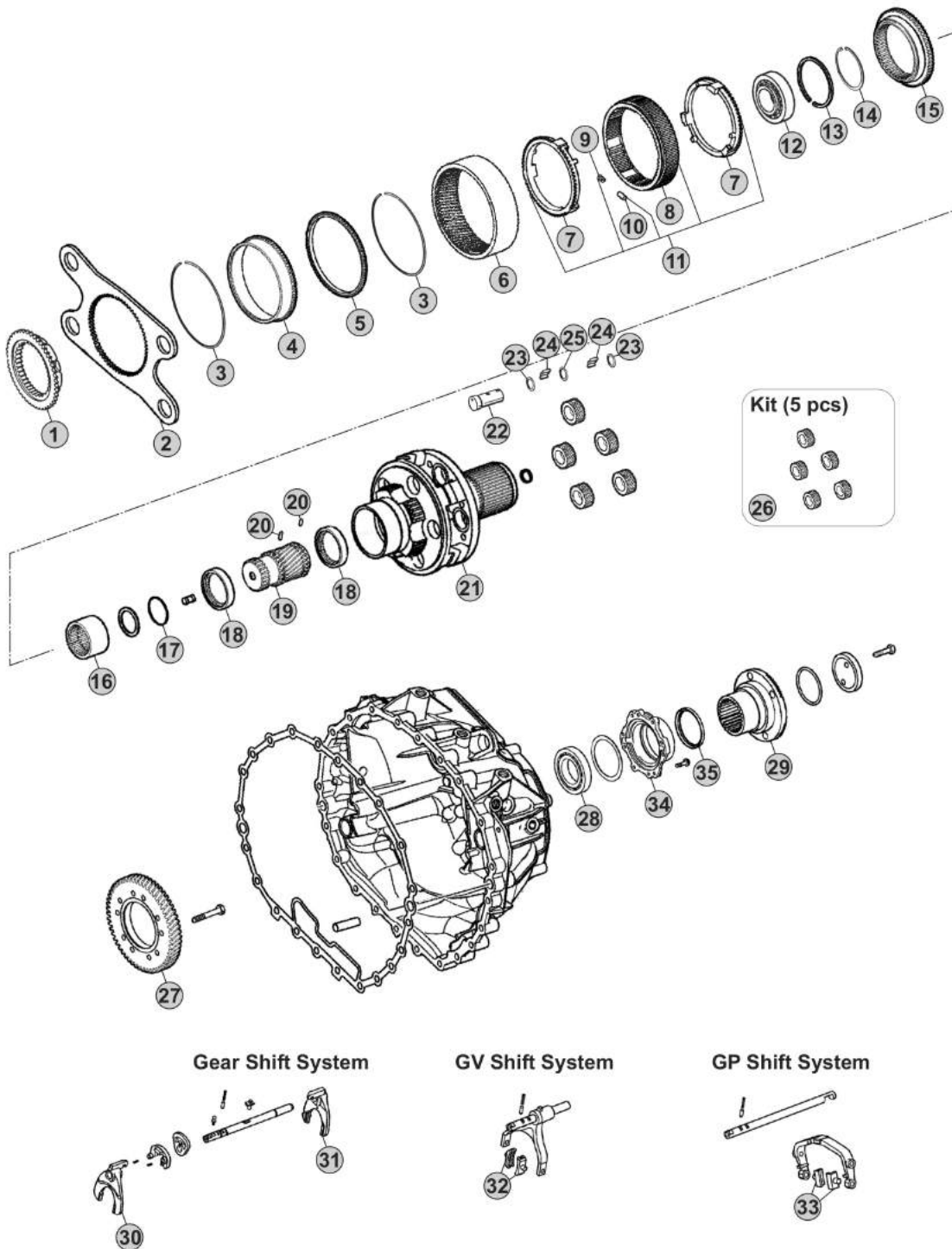


MODELS:

- AS TRONIC

VERSIONS:

- 12AS2531 (1353 xxx xxx)



Our spare parts are not the originals but interchangeable with the originals ones. All original equipment manufacturers' numbers, pictures and models used in this catalogue are for reference only. Our products bear our trade-mark.

Notes

12AS2531 R. 12,33-0,78

Our spare parts are not the originals but interchangeable with the originals ones. All original equipment manufacturers' numbers, pictures and models used in this catalogue are for reference only. Our products bear our trade-mark.

Fig.	CEI no.	ZF no.	Description	Q.ty	Notes	12AS2531			
1	109.748	1314 333 031	Synchronizer Cone	1		●			
2	298.146	1328 333 006	Flange GP	1		●			
3	111.373	0730 513 682	Retainer ring	2		●			
4	123.290	1328 332 024	Inside crown support 82 T	1		●			
5	119.274	1328 332 046	Synchronizer ring	1		●			
6	123.289	1328 332 045	Crown Gear 82 T	1		●			
7	119.269	1328 333 005	Synchronizer ring	2		●			
8	154.419	1328 333 003	Sliding Sleeve	1		●			
9	156.125	0732 040 929	Spring De.6x36	6		●			
10	171.069	0730 162 804	Cylinder roller	6		●			
11	298.894	1328 233 001	Synchro Kit	1		●			
12	130.981	0750 118 284	Bearing 100x130x30	1		●			
13	111.402	0630 513 139	Elastic Ring	1		●			
14	111.401	0730 513 745	Lock Ring A=2,50	1		●			
15	109.749	1328 333 009	Synchronizer Cone	1		●			
16	154.488	1328 304 068	Sliding Sleeve	1		●			
17	111.406	0630 502 218	Lock Ring 64x2	1		●			
18	269.794	1328 332 023	Pressure Disc	2		●			
19	157.744	1328 332 030	Sun Gear 23 T	1		●			
20	160.279	7636 038 103	Pin	2		●			
21	190.493	1328 232 016	Planetary Carrier	1	W/Retarder	●			
21	190.430	1328 232 011	Planetary Carrier	1	W/out Retarder	●			
22	107.236	1328 332 041	Planetary pin	5		●			
23	269.009	0730 109 323	Spacer Ring	10		●			
24	171.062	0750 119 116	Needle 10x16,80 (140 pcs)	140		●			
25	269.647	0730 109 640	Thrust Washer T.9,00 mm	5		●			
26	298.248	1328 232 006	Planetary Gear Set	1		●			
27	244.191	6085 301 217	Gear 57 T	1	W/Retarder	●			
28	130.245	0750 116 394	Bearing 90x160x30	1		●			
29	197.258	1314 332 054	Output Flange	1		●			
30	141.227	1328 306 026	Fork	1		●			
31	141.243	1327 306 007	Fork	1		●			
32	141.215	1328 312 005	Sliding Pad	2		●			
33	141.214	1328 334 004	Sliding Pad	2		●			
34	128.328	1328 331 002	Cover	1		●			
35	139.633	0734 319 459	Seal Ring	1		●			

AS TRONIC
12AS2531

Date

Notes

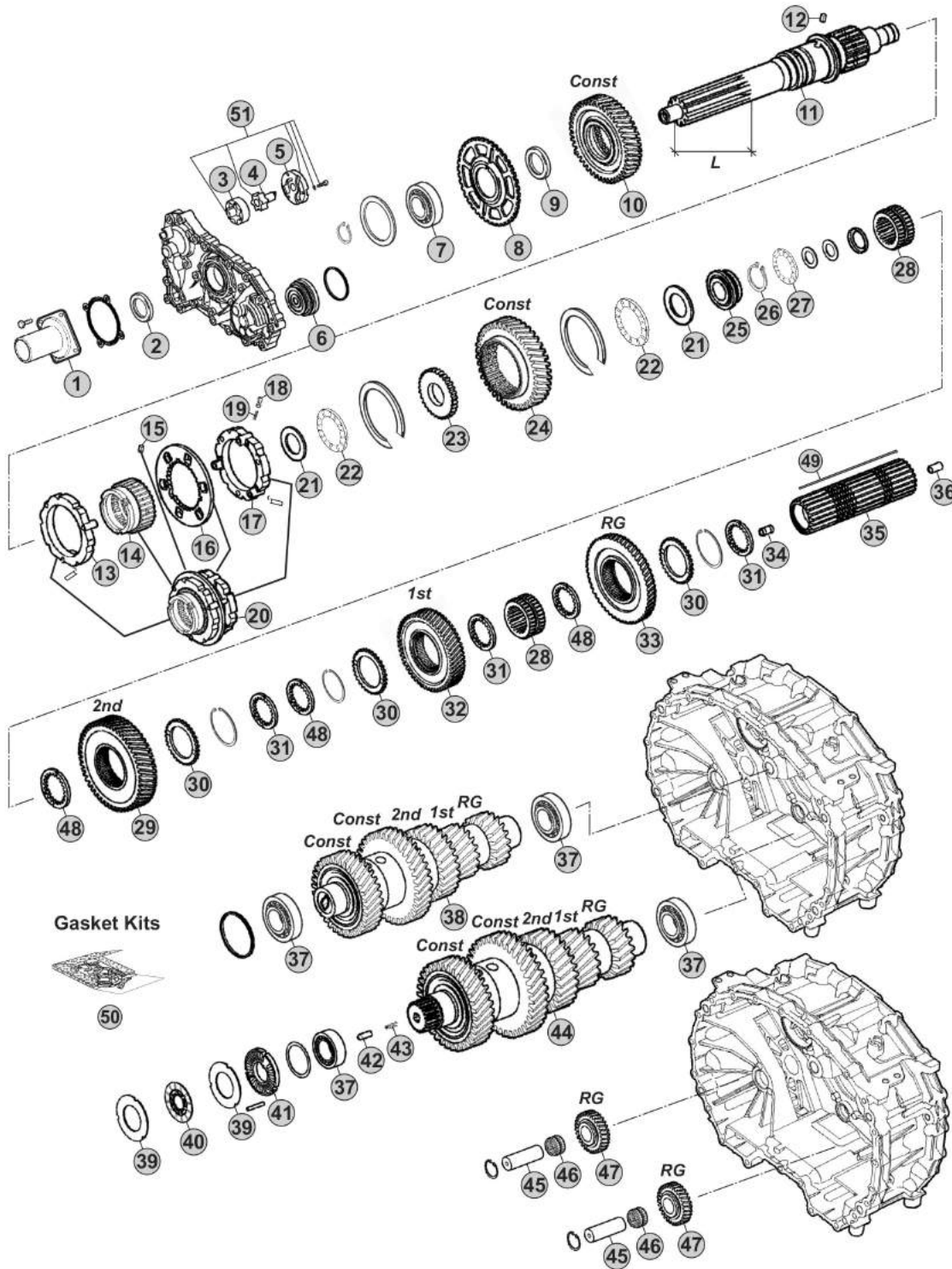
06/2014

MODELS:

- AS TRONIC

VERSIONS:

- 12AS2540 (1329 xxx xxx)



Notes

- (A) R. 12,29-0,78
- (B) R. 15,86-1,00

Our spare parts are not the originals but interchangeable with the originals ones. All original equipment manufacturers' numbers, pictures and models used in this catalogue are for reference only. Our products bear our trade-mark.

Fig.	CEI no.	ZF no.	Description	Q.ty	Notes	12AS2540			
1	128.327	1314 302 096	Front cover	1		●			
2	139.966	0750 111 348	Oil Seal 55x70x8	1		●			
3	189.678	1315 303 027	Rotor	1		●			
4	189.679	1314 202 039	Oil Pump Shaft	1		●			
5	189.728	1314 302 138	Oil Pump Cover	1		●			
6	188.272	1328 202 024	Piston	1		●			
7	130.823	0750 116 365	Bearing 65x120x23	1		●			
8	126.032	1328 302 024	Speedometer Gear	1		●			
9	269.320	0730 110 392	Thrust Washer	1		●			
10	244.308	1329 302 003	Constant Gear	1	A	●			
10	244.304	1329 302 002	Constant Gear	1	B	●			
11	102.706	1329 302 010	Input Shaft	1		●			
11	102.705	1329 302 014	Input Shaft	1		●			
12	160.261	1328 302 072	Lock Pin	1		●			
13	119.272	1328 202 042	Synchronizer Ring	1		●			
14	154.422	1328 302 064	Sliding Sleeve	1		●			
15	160.261	1328 302 072	Lock Pin	1		●			
16	135.189	1328 302 132	Plate	1		●			
17	119.273	1328 202 044	Synchronizer Ring	1	A	●			
17	119.286	1328 202 043	Synchronizer Ring	1	B	●			
18	171.063	0635 470 046	Needle	3		●			
19	156.037	0732 040 385	Outer Spring De.6x34	3		●			
20	196.371	1328 298 001	Synchronizer Assy	1	A	●			
20	196.374	1328 298 002	Synchronizer Assy	1	B	●			
21	269.322	0730 111 066	Washer	2		●			
22	137.316	0735 321 487	Needle 43x73x8	2		●			
23	269.205	1328 302 061	Washer	1		●			
24	244.305	1329 304 011	Constant Gear	1		●			
25	111.377	1328 302 075	Ring	1		●			
26	139.863	0730 513 641	Retaining Ring T.2,00	1		●			
27	137.376	0735 321 381	Needle 30x52x7,5 mm	1		●			
28	155.246	1328 304 064	Sliding Hub	2		●			
29	244.306	1329 304 010	Gear 2nd Speed	1		●			
30	269.175	1314 304 119	Follower ring outer	3		●			
31	269.176	1314 304 008	Follower ring inner Th.7,00 mm	3		●			
32	244.307	1329 304 007	Gear 1st Speed	1		●			
33	244.060	1328 304 061	Reverse Gear 50 T	1		●			
34	189.729	1314 304 097	Oil Tube	1		●			
35	103.304	1329 304 012	Main Shaft	1		●			
36	189.730	1314 332 043	Oil Tube	1		●			
37	130.993	0750 117 640	Bearing 50x90x28	4		●			
38	190.548	1329 203 013	Countershaft Assy	1	A	●			
38	190.546	1329 203 011	Countershaft Assy	1	B	●			

AS TRONIC
12AS2540

Date

06/2014

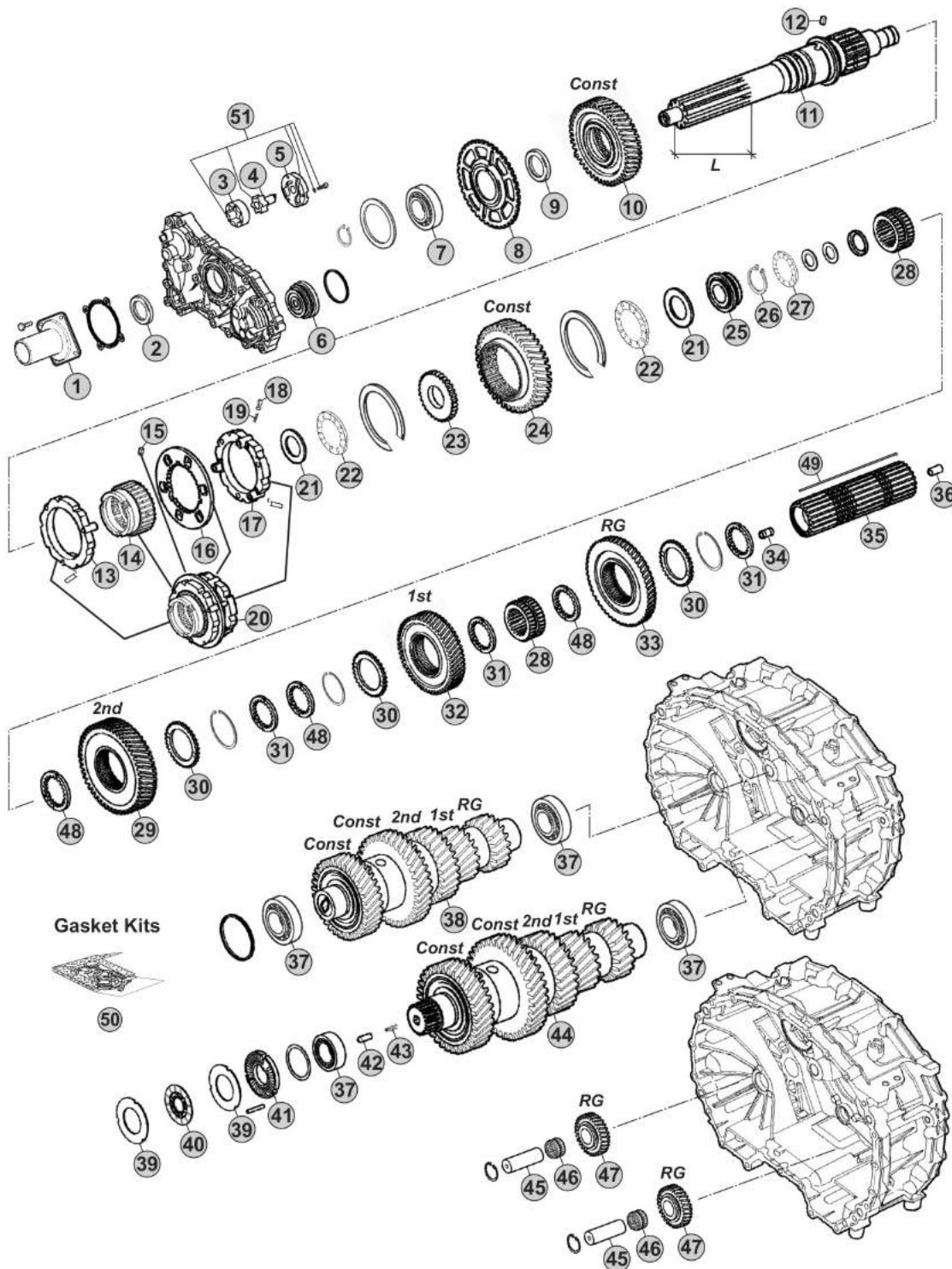
Notes

MODELS:

- AS TRONIC

VERSIONS:

- 12AS2540 (1329 xxx xxx)



Notes

(A) R. 12,29-0,78

(B) R. 15,86-1,00

Our spare parts are not the originals but interchangeable with the originals ones. All original equipment manufacturers' numbers, pictures and models used in this catalogue are for reference only. Our products bear our trade-mark.

Fig.	CEI no.	ZF no.	Description	Q.ty	Notes	12AS2540				
39	269.178	1314 303 077	Clutch disc	4		●				
40	269.796	0501 214 822	Clutch Disc	2		●				
41	128.226	1328 302 118	Cover	1		●				
42	160.303	0731 208 242	Pin	1		●				
43	156.212	0732 042 766	Spring	1		●				
44	190.549	1329 203 014	Countershaft Assy	1	A	●				
44	190.547	1329 203 012	Countershaft Assy	1	B	●				
45	107.269	1328 305 007	Reverse Shaft	2		●				
46	137.808	0735 321 454	Needle Cage	2		●				
47	147.302	1328 305 014	Reverse Gear 29 T	2		●				
48	269.176	1314 304 008	Follower ring inner Th.7,00 mm	3		●				
48	269.354	1327 304 033	Spacer Th 7,05 mm	3		●				
48	269.355	1327 304 034	Spacer Th.7,10 mm	3		●				
48	269.356	1327 304 035	Spacer Th.7,15 mm	3		●				
48	269.357	1327 304 036	Spacer Th.7,20 mm	3		●				
49	189.736	1329 304 006	Key	1		●				
50	298.158	1327 298 001	Gasket Kit	1		●				
51	280.823	1314 202 055	Oil Pump Kit	1		●				

AS TRONIC
12AS2540

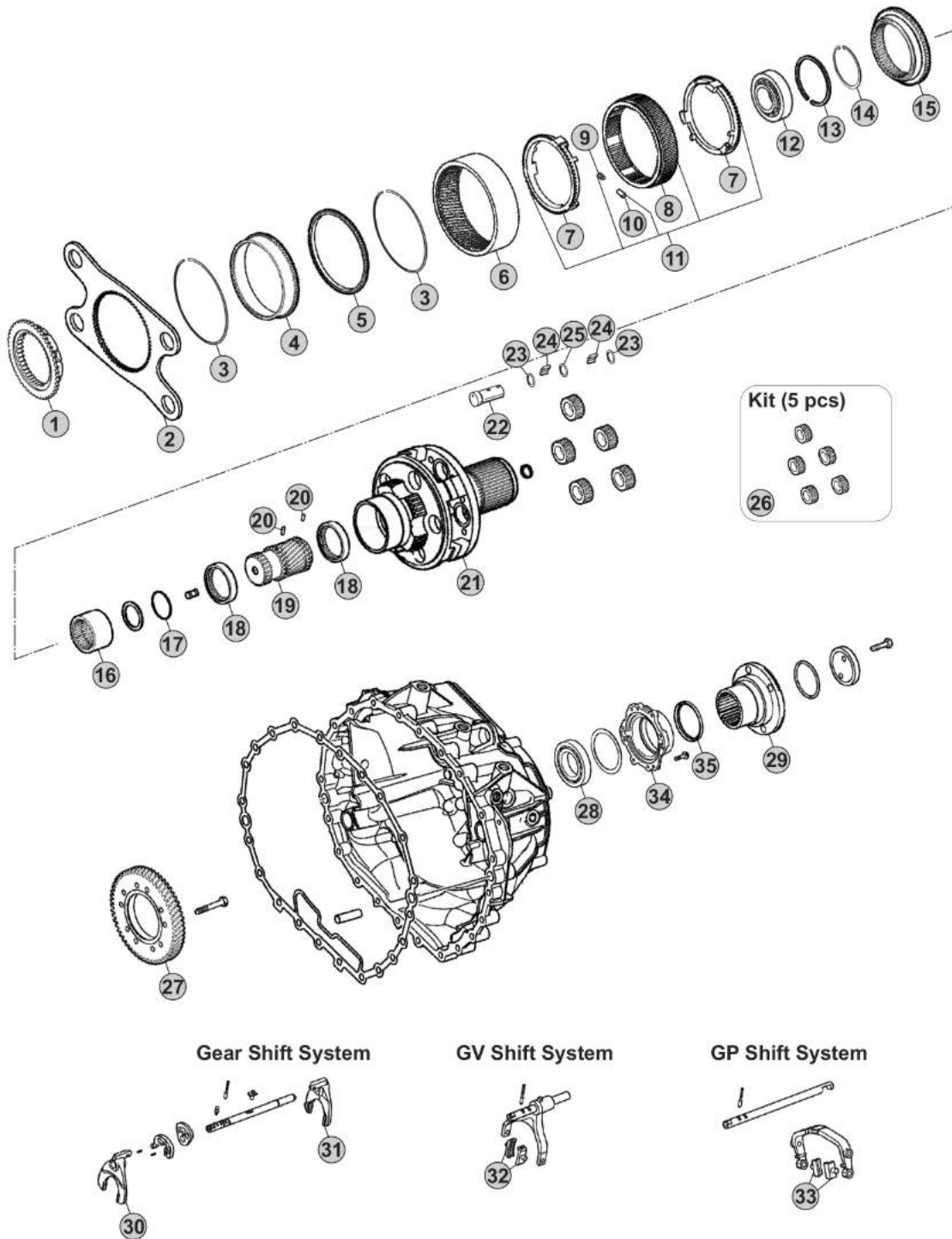
Date _____ Notes _____
06/2014

MODELS:

- AS TRONIC

VERSIONS:

- 12AS2540 (1329 xxx xxx)



Our spare parts are not the originals but interchangeable with the originals ones. All original equipment manufacturers' numbers, pictures and models used in this catalogue are for reference only. Our products bear our trade-mark.

Notes



Our spare parts are not the originals but interchangeable with the originals ones. All original equipment manufacturers' numbers, pictures and models used in this catalogue are for reference only. Our products bear our trade-mark.

Fig.	CEI no.	ZF no.	Description	Q.ty	Notes	12AS2540				
1	109.748	1314 333 031	Synchronizer Cone	1		●				
2	298.146	1328 333 006	Flange GP	1		●				
3	111.373	0730 513 682	Retainer ring	2		●				
4	123.290	1328 332 024	Inside crown support 82 T	1		●				
5	119.274	1328 332 046	Synchronizer ring	1		●				
6	123.289	1328 332 045	Crown Gear 82 T	1		●				
7	119.269	1328 333 005	Synchronizer ring	2		●				
8	154.419	1328 333 003	Sliding Sleeve	1		●				
9	156.125	0732 040 929	Spring De.6x36	6		●				
10	171.069	0730 162 804	Cylinder roller	6		●				
11	298.894	1328 233 001	Synchro Kit	1		●				
12	130.981	0750 118 284	Bearing 100x130x30	1		●				
13	111.402	0630 513 139	Elastic Ring	1		●				
14	111.401	0730 513 745	Lock Ring A=2,50	1		●				
15	109.749	1328 333 009	Synchronizer Cone	1		●				
16	154.488	1328 304 068	Sliding Sleeve	1		●				
17	111.406	0630 502 218	Lock Ring 64x2	1		●				
18	269.794	1328 332 023	Pressure Disc	2		●				
19	157.744	1328 332 030	Sun Gear 23 T	1		●				
20	160.279	7636 038 103	Pin	2		●				
21	190.493	1328 232 016	Planetary Carrier	1	W/Retarder	●				
21	190.430	1328 232 011	Planetary Carrier	1	W/out Retarder	●				
22	107.236	1328 332 041	Planetary pin	5		●				
23	269.009	0730 109 323	Spacer Ring	10		●				
24	171.062	0750 119 116	Needle 10x16,80 (140 pcs)	140		●				
25	269.647	0730 109 640	Thrust Washer T.9,00 mm	5		●				
26	298.248	1328 232 006	Planetary Gear Set	1		●				
27	244.191	6085 301 217	Gear 57 T	1	W/Retarder	●				
28	130.245	0750 116 394	Bearing 90x160x30	1		●				
29	197.258	1314 332 054	Output Flange	1		●				
30		1329 306 008	Fork	1		●				
31		1329 306 007	Fork	1		●				
32	141.215	1328 312 005	Sliding Pad	2		●				
33	141.214	1328 334 004	Sliding Pad	2		●				
34	128.328	1328 331 002	Cover	1		●				
35	139.633	0734 319 459	Seal Ring	1		●				

AS TRONIC
12AS2540

Date 06/2014 Notes _____

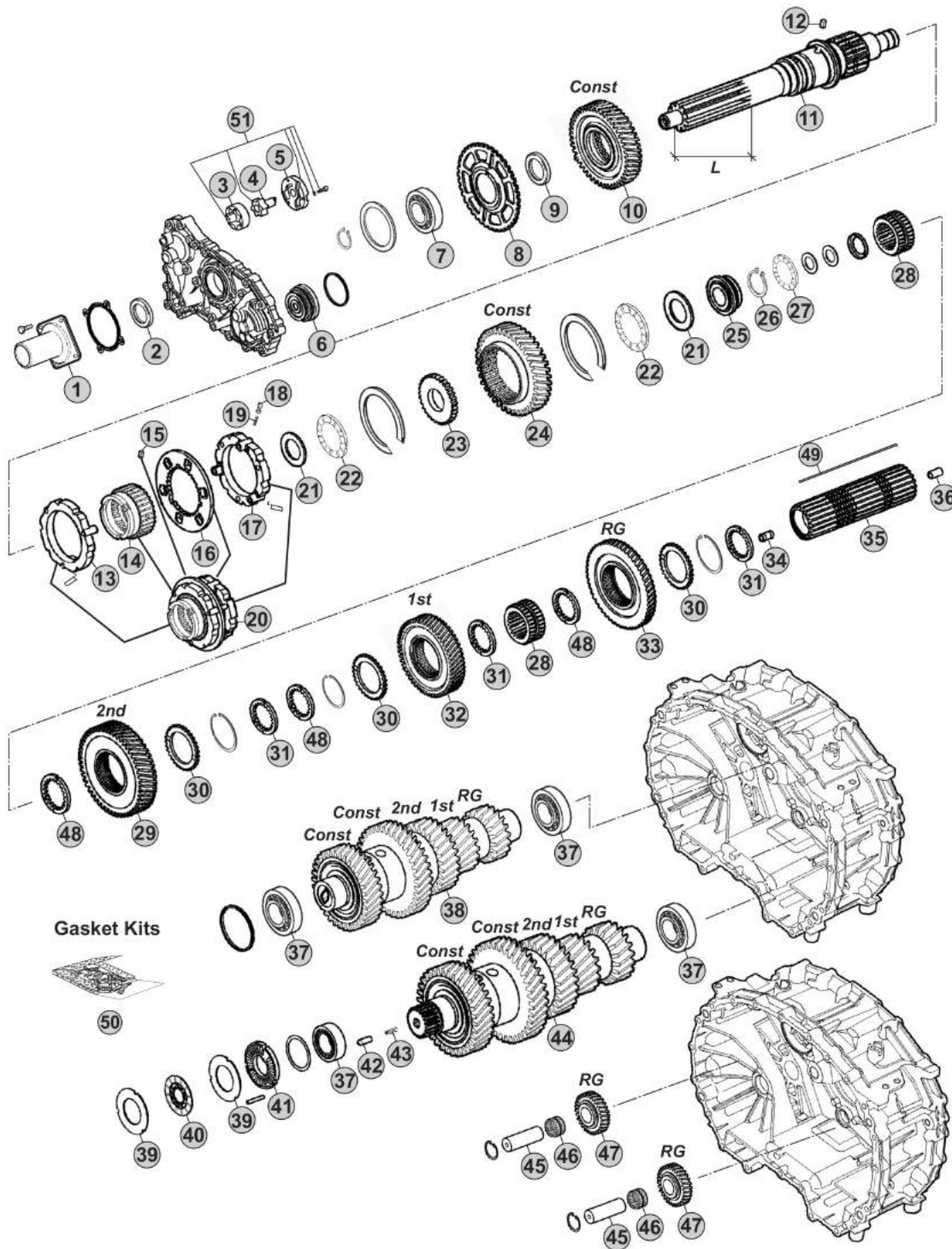


MODELS:

- AS TRONIC

VERSIONS:

- 12AS2541 (1329 xxx xxx)



Our spare parts are not the originals but interchangeable with the originals ones. All original equipment manufacturers' numbers, pictures and models used in this catalogue are for reference only. Our products bear our trade-mark.

Notes

- (A) R. 12,29-0,78
- (B) R. 15,86-1,00

Our spare parts are not the originals but interchangeable with the originals ones. All original equipment manufacturers' numbers, pictures and models used in this catalogue are for reference only. Our products bear our trade-mark.

Fig.	CEI no.	ZF no.	Description	Q.ty	Notes	12AS2541			
1	128.327	1314 302 096	Front cover	1		●			
2	139.966	0750 111 348	Oil Seal 55x70x8	1		●			
3	189.678	1315 303 027	Rotor	1		●			
4	189.679	1314 202 039	Oil Pump Shaft	1		●			
5	189.728	1314 302 138	Oil Pump Cover	1		●			
6	188.272	1328 202 024	Piston	1		●			
7	130.823	0750 116 365	Bearing 65x120x23	1		●			
8	126.032	1328 302 024	Speedometer Gear	1		●			
9	269.320	0730 110 392	Thrust Washer	1		●			
10	244.308	1329 302 003	Constant Gear	1	A	●			
10	244.304	1329 302 002	Constant Gear	1	B	●			
11	102.706	1329 302 010	Input Shaft	1		●			
11	102.705	1329 302 014	Input Shaft	1		●			
12	160.261	1328 302 072	Lock Pin	1		●			
13	119.272	1328 202 042	Synchronizer Ring	1		●			
14	154.422	1328 302 064	Sliding Sleeve	1		●			
15	160.261	1328 302 072	Lock Pin	1		●			
16	135.189	1328 302 132	Plate	1		●			
17	119.273	1328 202 044	Synchronizer Ring	1	A	●			
17	119.286	1328 202 043	Synchronizer Ring	1	B	●			
18	171.063	0635 470 046	Needle	3		●			
19	156.037	0732 040 385	Outer Spring De.6x34	3		●			
20	196.371	1328 298 001	Synchronizer Assy	1	A	●			
20	196.374	1328 298 002	Synchronizer Assy	1	B	●			
21	269.322	0730 111 066	Washer	2		●			
22	137.316	0735 321 487	Needle 43x73x8	2		●			
23	269.205	1328 302 061	Washer	1		●			
24	244.305	1329 304 011	Constant Gear	1		●			
25	111.377	1328 302 075	Ring	1		●			
26	139.863	0730 513 641	Retaining Ring T.2,00	1		●			
27	137.376	0735 321 381	Needle 30x52x7,5 mm	1		●			
28	155.246	1328 304 064	Sliding Hub	2		●			
29	244.306	1329 304 010	Gear 2nd Speed	1		●			
30	269.175	1314 304 119	Follower ring outer	3		●			
31	269.176	1314 304 008	Follower ring inner Th.7,00 mm	3		●			
32	244.307	1329 304 007	Gear 1st Speed	1		●			
33	244.060	1328 304 061	Reverse Gear 50 T	1		●			
34	189.729	1314 304 097	Oil Tube	1		●			
35	103.304	1329 304 012	Main Shaft	1		●			
36	189.730	1314 332 043	Oil Tube	1		●			
37	130.993	0750 117 640	Bearing 50x90x28	4		●			
38	190.548	1329 203 013	Countershaft Assy	1	A	●			
38	190.546	1329 203 011	Countershaft Assy	1	B	●			

AS TRONIC
12AS2541

Date

06/2014

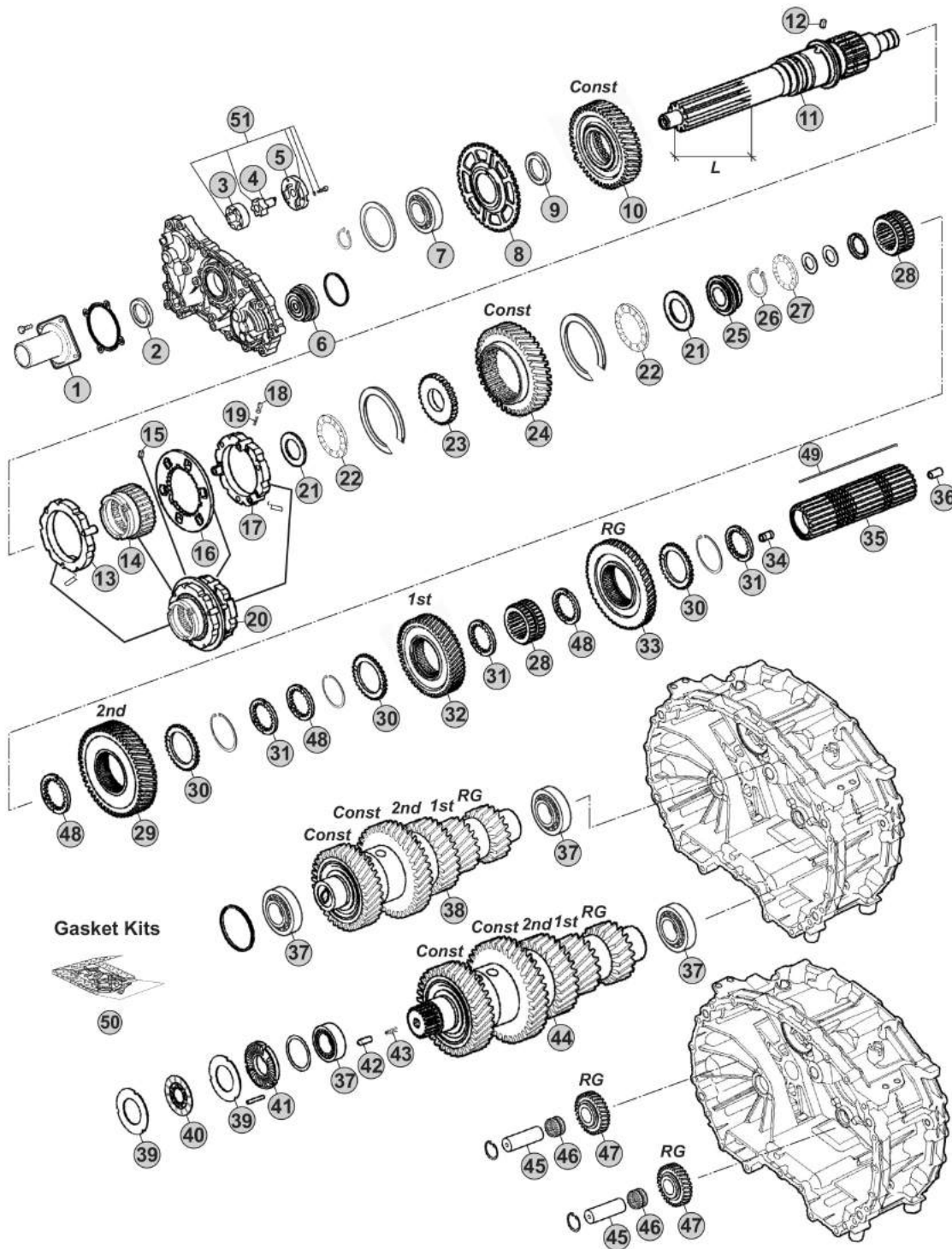
Notes

MODELS:

- AS TRONIC

VERSIONS:

- 12AS2541 (1329 xxx xxx)



Notes

- (A) R. 12,29-0,78
- (B) R. 15,86-1,00

Our spare parts are not the originals but interchangeable with the originals ones. All original equipment manufacturers' numbers, pictures and models used in this catalogue are for reference only. Our products bear our trade-mark.

Fig.	CEI no.	ZF no.	Description	Q.ty	Notes				
39	269.178	1314 303 077	Clutch disc	4		●			
40	269.796	0501 214 822	Clutch Disc	2		●			
41	128.226	1328 302 118	Cover	1		●			
42	160.303	0731 208 242	Pin	1		●			
43	156.212	0732 042 766	Spring	1		●			
44	190.549	1329 203 014	Countershaft Assy	1	A	●			
44	190.547	1329 203 012	Countershaft Assy	1	B	●			
45	107.269	1328 305 007	Reverse Shaft	2		●			
46	137.808	0735 321 454	Needle Cage	2		●			
47	147.302	1328 305 014	Reverse Gear 29 T	2		●			
48	269.176	1314 304 008	Follower ring inner Th.7,00 mm	3		●			
48	269.354	1327 304 033	Spacer Th 7,05 mm	3		●			
48	269.355	1327 304 034	Spacer Th.7,10 mm	3		●			
48	269.356	1327 304 035	Spacer Th.7,15 mm	3		●			
48	269.357	1327 304 036	Spacer Th.7,20 mm	3		●			
49	189.736	1329 304 006	Key	1		●			
50	298.158	1327 298 001	Gasket Kit	1		●			
51	280.823	1314 202 055	Oil Pump Kit	1		●			

AS TRONIC
12AS2541

Date 06/2014 Notes

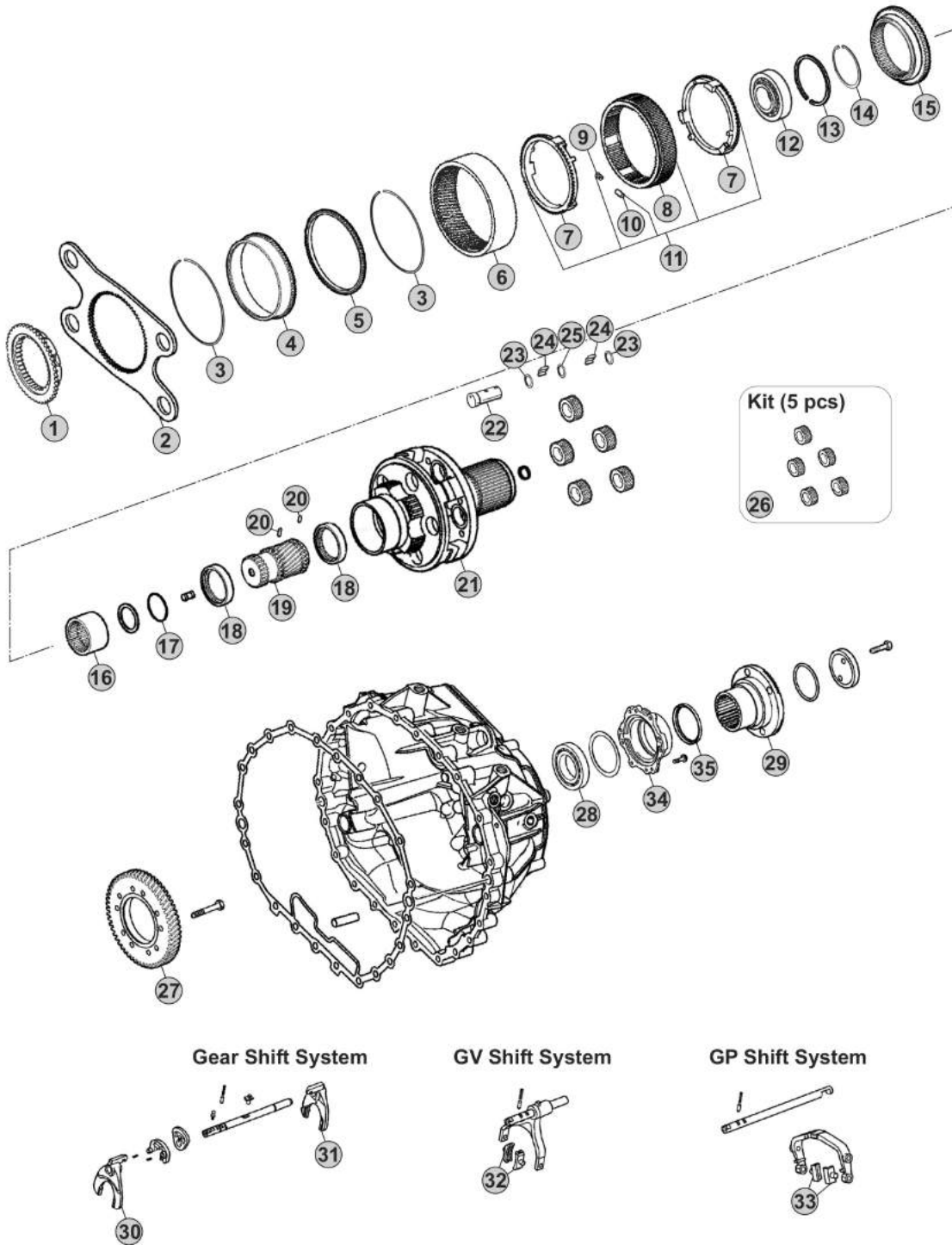


MODELS:

- AS TRONIC

VERSIONS:

- 12AS2541 (1329 xxx xxx)



Our spare parts are not the originals but interchangeable with the originals ones. All original equipment manufacturers' numbers, pictures and models used in this catalogue are for reference only. Our products bear our trade-mark.

Notes

[Blank area for notes]

Our spare parts are not the originals but interchangeable with the originals ones. All original equipment manufacturers' numbers, pictures and models used in this catalogue are for reference only. Our products bear our trade-mark.

Fig.	CEI no.	ZF no.	Description	Q.ty	Notes	12AS2541				
1	109.748	1314 333 031	Synchronizer Cone	1		●				
2	298.146	1328 333 006	Flange GP	1		●				
3	111.373	0730 513 682	Retainer ring	2		●				
4	123.290	1328 332 024	Inside crown support 82 T	1		●				
5	119.274	1328 332 046	Synchronizer ring	1		●				
6	123.289	1328 332 045	Crown Gear 82 T	1		●				
7	119.269	1328 333 005	Synchronizer ring	2		●				
8	154.419	1328 333 003	Sliding Sleeve	1		●				
9	156.125	0732 040 929	Spring De.6x36	6		●				
10	171.069	0730 162 804	Cylinder roller	6		●				
11	298.894	1328 233 001	Synchro Kit	1		●				
12	130.981	0750 118 284	Bearing 100x130x30	1		●				
13	111.402	0630 513 139	Elastic Ring	1		●				
14	111.401	0730 513 745	Lock Ring A=2,50	1		●				
15	109.749	1328 333 009	Synchronizer Cone	1		●				
16	154.488	1328 304 068	Sliding Sleeve	1		●				
17	111.406	0630 502 218	Lock Ring 64x2	1		●				
18	269.794	1328 332 023	Pressure Disc	2		●				
19	157.744	1328 332 030	Sun Gear 23 T	1		●				
20	160.279	7636 038 103	Pin	2		●				
21	190.493	1328 232 016	Planetary Carrier	1	W/Retarder	●				
21	190.430	1328 232 011	Planetary Carrier	1	W/out Retarder	●				
22	107.236	1328 332 041	Planetary pin	5		●				
23	269.009	0730 109 323	Spacer Ring	10		●				
24	171.062	0750 119 116	Needle 10x16,80 (140 pcs)	140		●				
25	269.647	0730 109 640	Thrust Washer T.9,00 mm	5		●				
26	298.248	1328 232 006	Planetary Gear Set	1		●				
27	244.191	6085 301 217	Gear 57 T	1	W/Retarder	●				
28	130.245	0750 116 394	Bearing 90x160x30	1		●				
29	197.258	1314 332 054	Output Flange	1		●				
30		1329 306 008	Fork	1		●				
31		1329 306 007	Fork	1		●				
32	141.215	1328 312 005	Sliding Pad	2		●				
33	141.214	1328 334 004	Sliding Pad	2		●				
34	128.328	1328 331 002	Cover	1		●				
35	139.633	0734 319 459	Seal Ring	1		●				

AS TRONIC
12AS2541

Date 06/2014 Notes _____

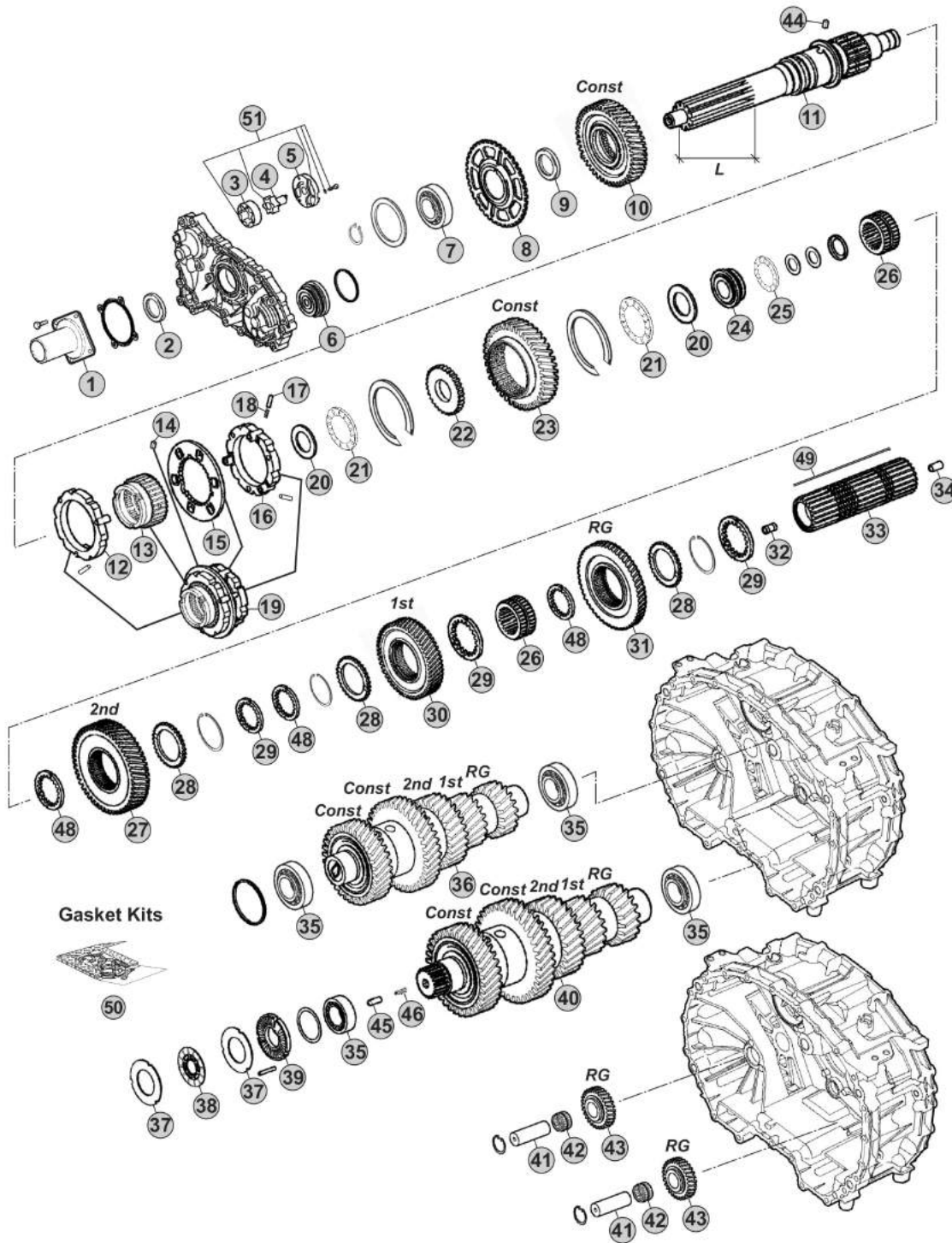


MODELS:

- AS TRONIC

VERSIONS:

- 12AS2701 (1348 xxx xxx)



Notes

12AS2701 R. 12,33-0,78

Our spare parts are not the originals but interchangeable with the originals ones. All original equipment manufacturers' numbers, pictures and models used in this catalogue are for reference only. Our products bear our trade-mark.

Fig.	CEI no.	ZF no.	Description	Q.ty	Notes	12AS2701				
1	128.327	1314 302 096	Front cover	1		●				
2	139.966	0750 111 348	Oil Seal 55x70x8	1		●				
3	189.678	1315 303 027	Rotor	1		●				
4	189.679	1314 202 039	Oil Pump Shaft	1		●				
5	189.728	1314 302 138	Oil Pump Cover	1		●				
6	188.272	1328 202 024	Piston	1		●				
7	130.823	0750 116 365	Bearing 65x120x23	1		●				
8	126.032	1328 302 024	Speedometer Gear	1		●				
9	269.320	0730 110 392	Thrust Washer	1		●				
10	145.993	1327 302 006	Constant Gear 46 T	1		●				
11	103.220	1328 302 078	Input Shaft L=110 mm	1		●				
12	119.272	1328 202 042	Synchronizer Ring	1		●				
13	154.422	1328 302 064	Sliding Sleeve	1		●				
14	160.261	1328 302 072	Lock Pin	1		●				
15	135.189	1328 302 132	Plate	1		●				
16	119.273	1328 202 044	Synchronizer Ring	1		●				
17	171.063	0635 470 046	Needle	3		●				
18	156.037	0732 040 385	Outer Spring De.6x34	3		●				
19	196.371	1328 298 001	Synchronizer Assy	1		●				
20	269.322	0730 111 066	Washer	2		●				
21	137.316	0735 321 487	Needle 43x73x8	2		●				
22	269.205	1328 302 061	Washer	1		●				
23	145.994	1327 304 015	Constant gear 40 T	1		●				
24	111.377	1328 302 075	Ring	1		●				
25	137.376	0735 321 381	Needle 30x52x7,5 mm	1		●				
26	155.246	1328 304 064	Sliding Hub	2		●				
27	244.058	1327 304 024	Gear 2nd Speed 48 T	1		●				
28	269.175	1314 304 119	Follower ring outer	3		●				
29	269.176	1314 304 008	Follower ring inner Th.7,00 mm	3		●				
30	244.059	1328 304 060	Gear 1st Speed 54 T	1		●				
31	244.060	1328 304 061	Reverse Gear 50 T	1		●				
32	189.729	1314 304 097	Oil Tube	1		●				
33	103.243	1327 304 032	Main shaft	1		●				
34	189.730	1314 332 043	Oil Tube	1		●				
35	130.993	0750 117 640	Bearing 50x90x28	4		●				
36	190.428	1327 203 044	Countershaft 19/19/28/38/44 T	1		●				
37	269.178	1314 303 077	Clutch disc	4		●				
38	269.793	0501 214 821	Clutch Disc	2		●				
39	128.226	1328 302 118	Cover	1		●				
40	190.429	1327 203 046	Countershaft 19/19/28/38/44 T	1		●				
41	107.269	1328 305 007	Reverse Shaft	2		●				
42	137.808	0735 321 454	Needle Cage	2		●				
43	147.302	1328 305 014	Reverse Gear 29 T	2		●				

AS TRONIC
12AS2701

Date

06/2014

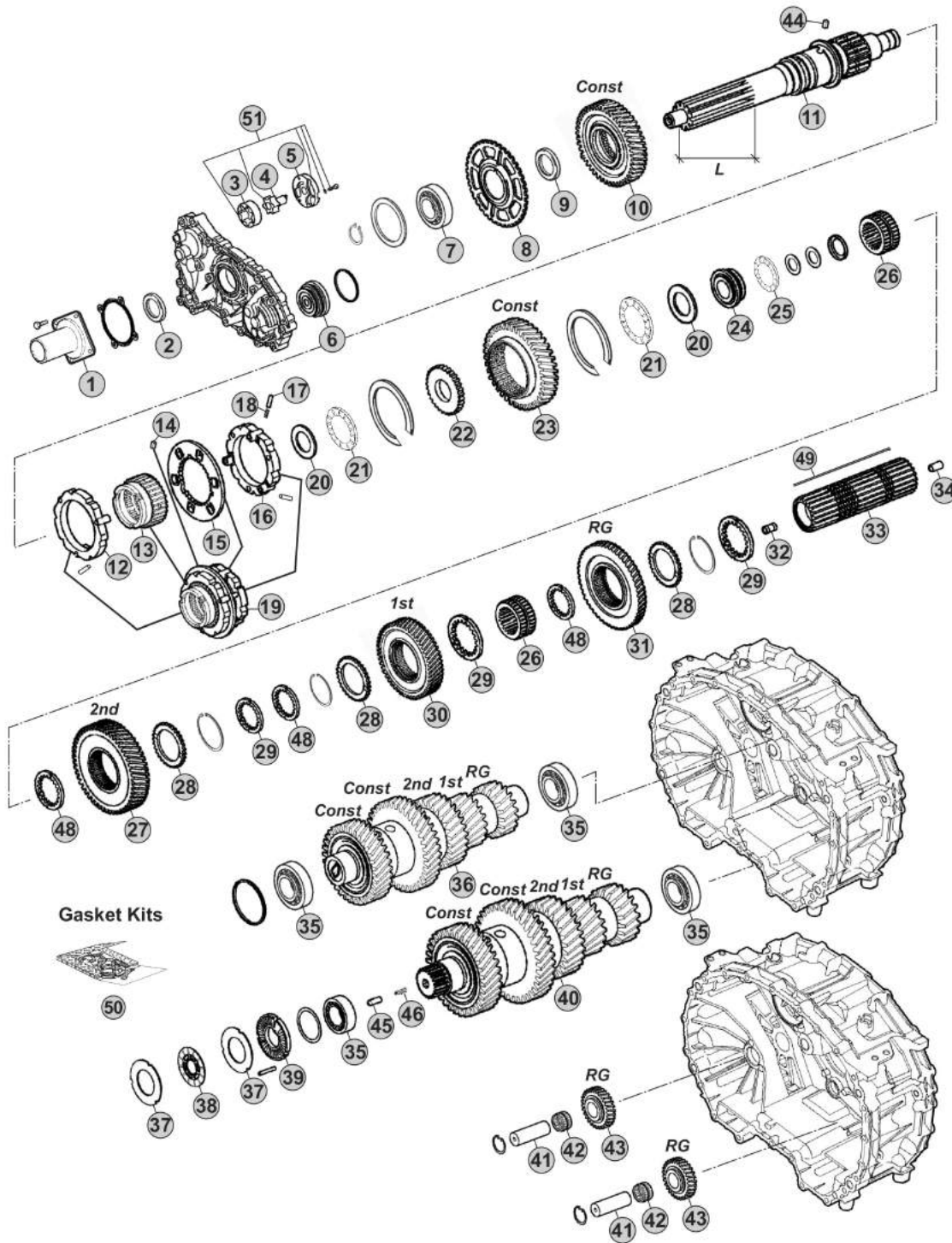
Notes

MODELS:

- AS TRONIC

VERSIONS:

- 12AS2701 (1348 xxx xxx)



Notes

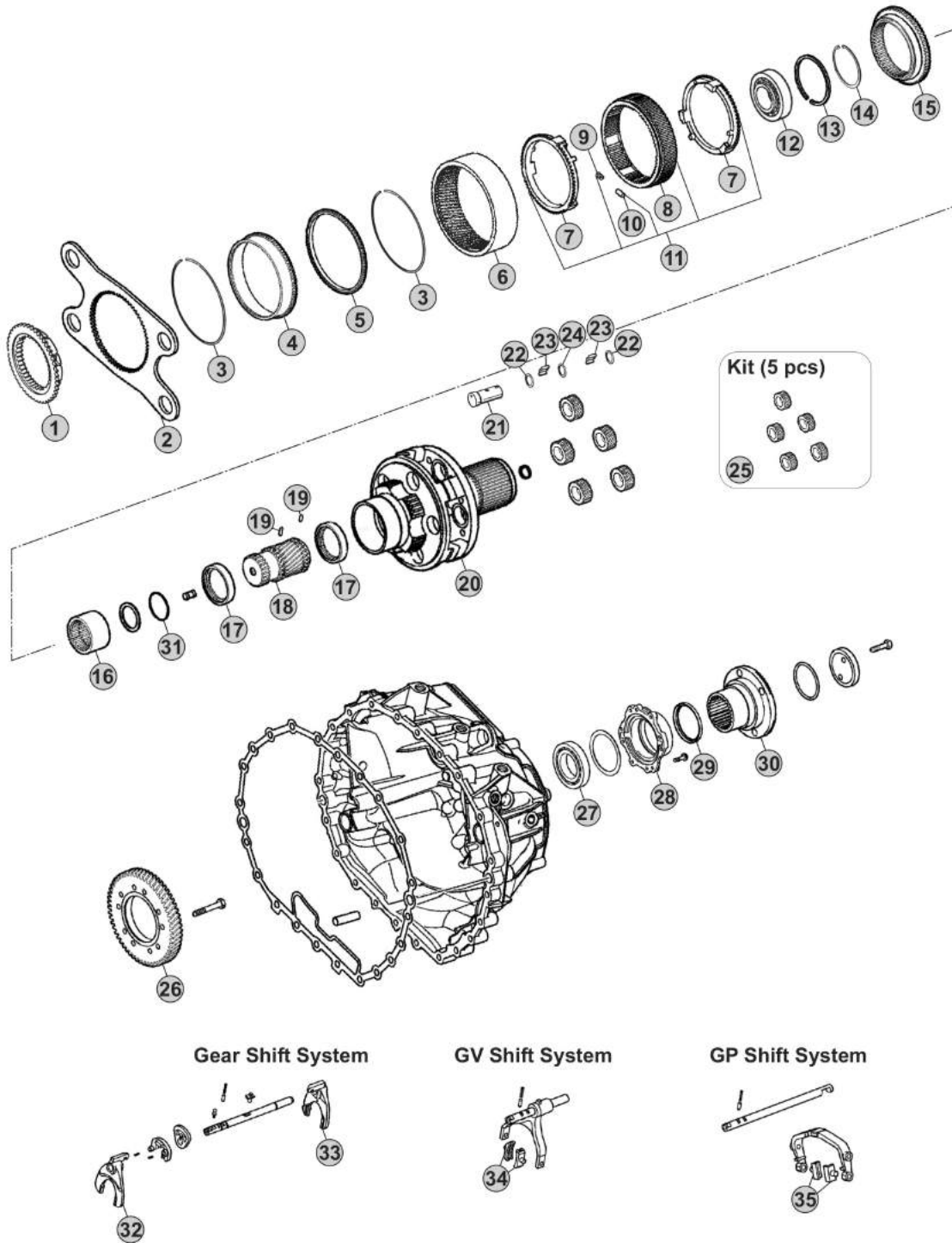
12AS2701 R. 12,33-0,78

MODELS:

- AS TRONIC

VERSIONS:

- 12AS2701 (1348 xxx xxx)



Our spare parts are not the originals but interchangeable with the originals ones. All original equipment manufacturers' numbers, pictures and models used in this catalogue are for reference only. Our products bear our trade-mark.

Notes

12AS2701 R. 12,33-0,78

Our spare parts are not the originals but interchangeable with the originals ones. All original equipment manufacturers' numbers, pictures and models used in this catalogue are for reference only. Our products bear our trade-mark.

Fig.	CEI no.	ZF no.	Description	Q.ty	Notes	12AS2701				
1	109.748	1314 333 031	Synchronizer Cone	1		●				
2	298.146	1328 333 006	Flange GP	1		●				
3	111.373	0730 513 682	Retainer ring	2		●				
4	123.290	1328 332 024	Inside crown support 82 T	1		●				
5	119.274	1328 332 046	Synchronizer ring	1		●				
6	123.289	1328 332 045	Crown Gear 82 T	1		●				
7	119.269	1328 333 005	Synchronizer ring	2		●				
8	154.419	1328 333 003	Sliding Sleeve	1		●				
9	156.125	0732 040 929	Spring De.6x36	6		●				
10	171.069	0730 162 804	Cylinder roller	6		●				
11	298.894	1328 233 001	Synchro Kit	1		●				
12	130.981	0750 118 284	Bearing 100x130x30	1		●				
13	111.402	0630 513 139	Elastic Ring	1		●				
14	111.401	0730 513 745	Lock Ring A=2,50	1		●				
15	109.749	1328 333 009	Synchronizer Cone	1		●				
16	154.488	1328 304 068	Sliding Sleeve	1		●				
17	269.794	1328 332 023	Pressure Disc	2		●				
18	157.744	1328 332 030	Sun Gear 23 T	1		●				
19	160.279	7636 038 103	Pin	2		●				
20	190.430	1328 232 011	Planetary Carrier	1	W/out Retarder	●				
20	190.493	1328 232 016	Planetary Carrier	1	W/Retarder	●				
21	107.236	1328 332 041	Planetary pin	5		●				
22	269.009	0730 109 323	Spacer Ring	10		●				
23	171.062	0750 119 116	Needle 10x16,80 (140 pcs)	140		●				
24	269.647	0730 109 640	Thrust Washer T.9,00 mm	5		●				
25	298.248	1328 232 006	Planetary Gear Set	1		●				
26	244.191	6085 301 217	Gear 57 T	1	W/Retarder	●				
27	130.245	0750 116 394	Bearing 90x160x30	1		●				
28	128.328	1328 331 002	Cover	1		●				
29	139.633	0734 319 459	Seal Ring	1		●				
30		1348 332 002	Output Flange	1		●				
31	111.406	0630 502 218	Lock Ring 64x2	1		●				
32	141.227	1328 306 026	Fork	1		●				
33	141.243	1327 306 007	Fork	1		●				
34	141.215	1328 312 005	Sliding Pad	2		●				
35	141.214	1328 334 004	Sliding Pad	2		●				

AS TRONIC
12AS2701

Date _____ Notes _____
06/2014

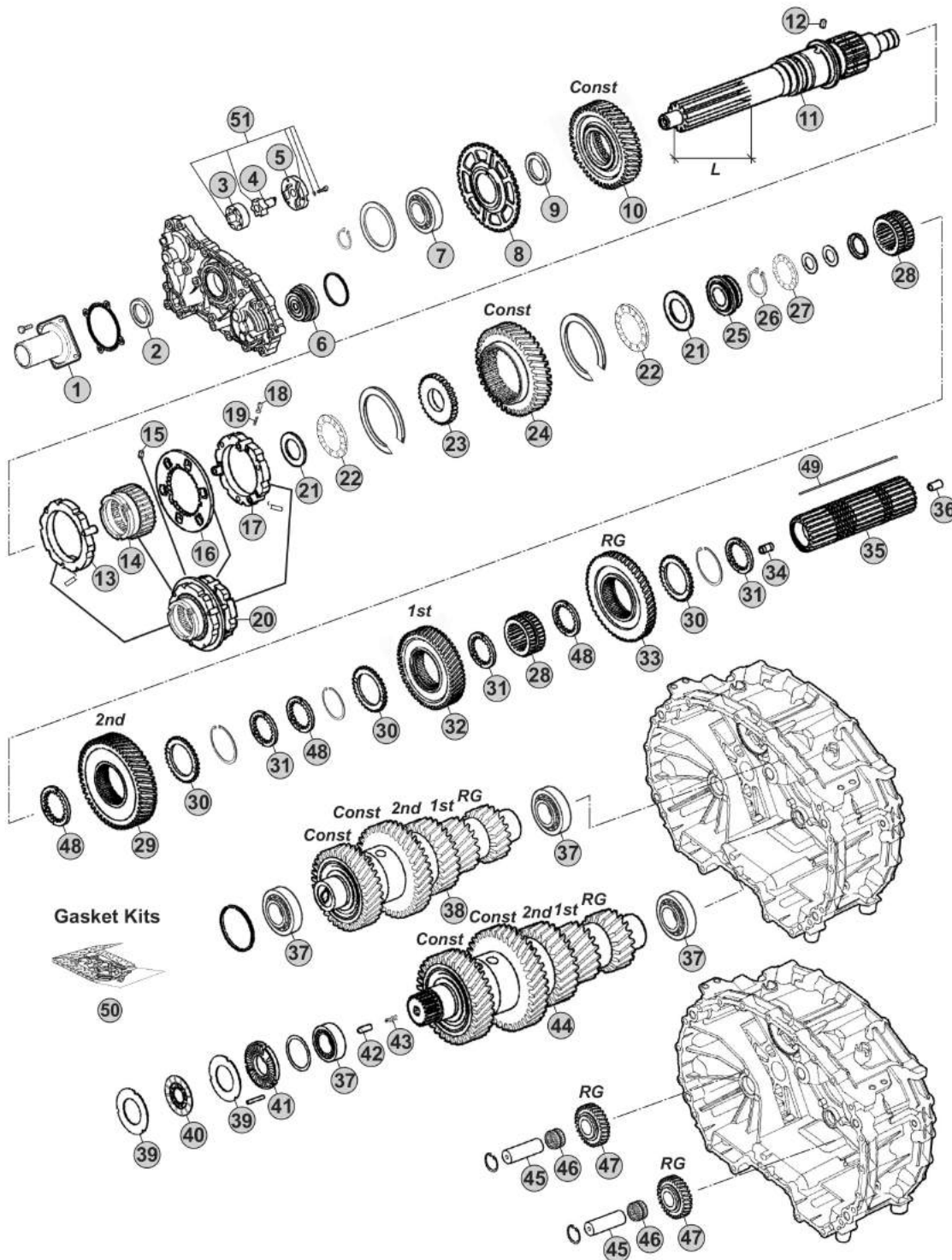


MODELS:

- AS TRONIC

VERSIONS:

- 12AS2740 (1329 xxx xxx)



Notes

12AS2740 R. 12,29-0,78

Our spare parts are not the originals but interchangeable with the originals ones. All original equipment manufacturers' numbers, pictures and models used in this catalogue are for reference only. Our products bear our trade-mark.

Fig.	CEI no.	ZF no.	Description	Q.ty	Notes	12AS2740				
1	128.327	1314 302 096	Front cover	1		●				
2	139.966	0750 111 348	Oil Seal 55x70x8	1		●				
3	189.678	1315 303 027	Rotor	1		●				
4	189.679	1314 202 039	Oil Pump Shaft	1		●				
5	189.728	1314 302 138	Oil Pump Cover	1		●				
6	188.272	1328 202 024	Piston	1		●				
7	130.823	0750 116 365	Bearing 65x120x23	1		●				
8	126.032	1328 302 024	Speedometer Gear	1		●				
9	269.320	0730 110 392	Thrust Washer	1		●				
10	244.308	1329 302 003	Constant Gear	1		●				
11	102.706	1329 302 010	Input Shaft	1		●				
11	102.705	1329 302 014	Input Shaft	1		●				
12	160.261	1328 302 072	Lock Pin	1		●				
13	119.272	1328 202 042	Synchronizer Ring	1		●				
14	154.422	1328 302 064	Sliding Sleeve	1		●				
15	160.261	1328 302 072	Lock Pin	1		●				
16	135.189	1328 302 132	Plate	1		●				
17	119.273	1328 202 044	Synchronizer Ring	1		●				
18	171.063	0635 470 046	Needle	3		●				
19	156.037	0732 040 385	Outer Spring De.6x34	3		●				
20	196.371	1328 298 001	Synchronizer Assy	1		●				
21	269.322	0730 111 066	Washer	2		●				
22	137.316	0735 321 487	Needle 43x73x8	2		●				
23	269.205	1328 302 061	Washer	1		●				
24	244.305	1329 304 011	Constant Gear	1		●				
25	111.377	1328 302 075	Ring	1		●				
26	139.863	0730 513 641	Retaining Ring T.2,00	1		●				
27	137.376	0735 321 381	Needle 30x52x7,5 mm	1		●				
28	155.246	1328 304 064	Sliding Hub	2		●				
29	244.306	1329 304 010	Gear 2nd Speed	1		●				
30	269.175	1314 304 119	Follower ring outer	3		●				
31	269.176	1314 304 008	Follower ring inner Th.7,00 mm	3		●				
32	244.307	1329 304 007	Gear 1st Speed	1		●				
33	244.060	1328 304 061	Reverse Gear 50 T	1		●				
34	189.729	1314 304 097	Oil Tube	1		●				
35	103.304	1329 304 012	Main Shaft	1		●				
36	189.730	1314 332 043	Oil Tube	1		●				
37	130.993	0750 117 640	Bearing 50x90x28	4		●				
38	190.548	1329 203 013	Countershaft Assy	1		●				
39	269.178	1314 303 077	Clutch disc	4		●				
40	269.796	0501 214 822	Clutch Disc	2		●				
41	128.226	1328 302 118	Cover	1		●				
42	160.303	0731 208 242	Pin	1		●				

AS TRONIC
12AS2740

Date

06/2014

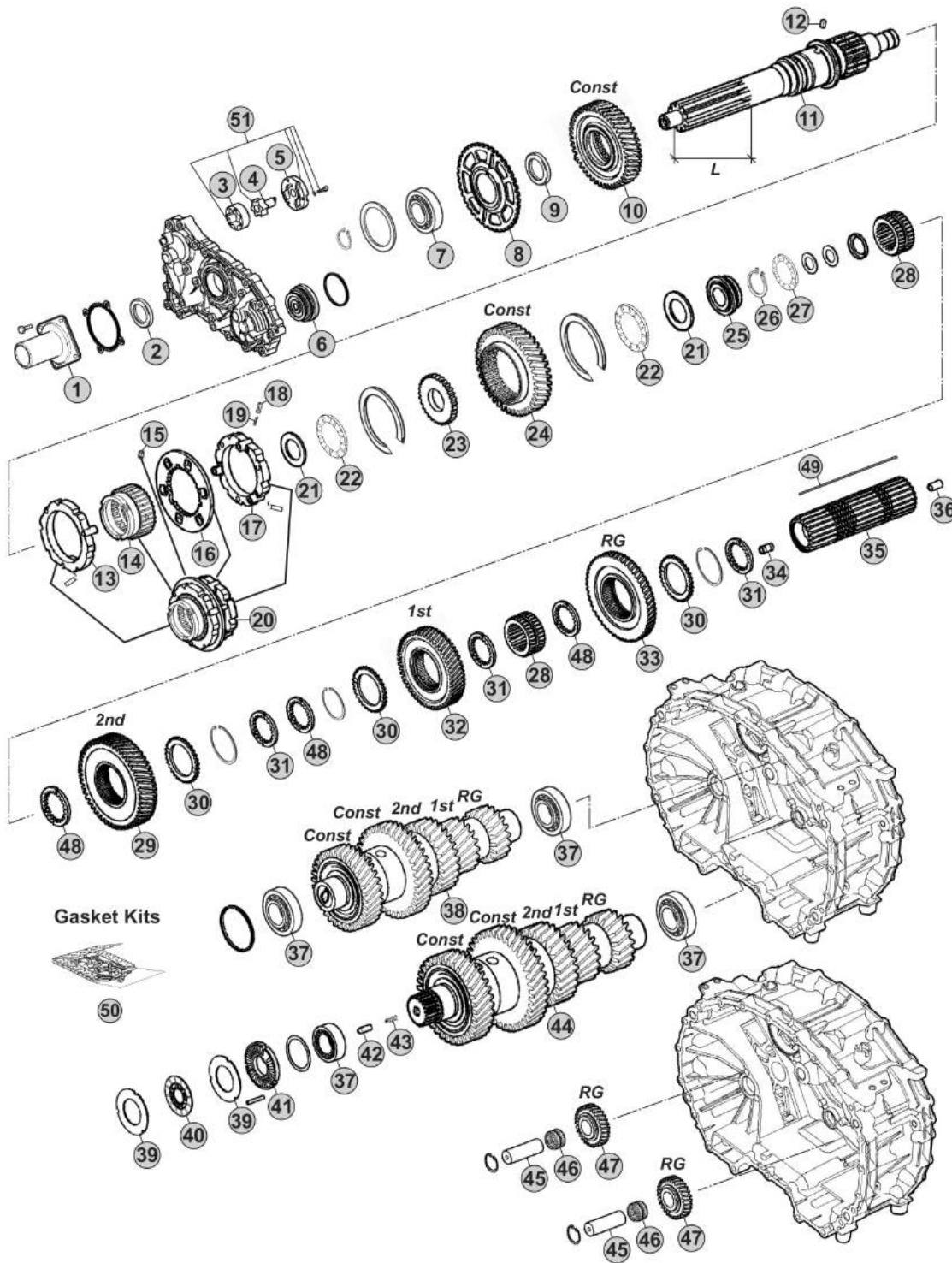
Notes

MODELS:

- AS TRONIC

VERSIONS:

- 12AS2740 (1329 xxx xxx)



Notes

12AS2740 R. 12,29-0,78

Our spare parts are not the originals but interchangeable with the originals ones. All original equipment manufacturers' numbers, pictures and models used in this catalogue are for reference only. Our products bear our trade-mark.

Our spare parts are not the originals but interchangeable with the originals ones. All original equipment manufacturers' numbers, pictures and models used in this catalogue are for reference only. Our products bear our trade-mark.

Fig.	CEI no.	ZF no.	Description	Q.ty	Notes	12AS2740			
43	156.212	0732 042 766	Spring	1		●			
44	190.549	1329 203 014	Countershaft Assy	1		●			
45	107.269	1328 305 007	Reverse Shaft	2		●			
46	137.808	0735 321 454	Needle Cage	2		●			
47	147.302	1328 305 014	Reverse Gear 29 T	2		●			
48	269.176	1314 304 008	Follower ring inner Th.7,00 mm	3		●			
48	269.354	1327 304 033	Spacer Th 7,05 mm	3		●			
48	269.355	1327 304 034	Spacer Th.7,10 mm	3		●			
48	269.356	1327 304 035	Spacer Th.7,15 mm	3		●			
48	269.357	1327 304 036	Spacer Th.7,20 mm	3		●			
49	189.736	1329 304 006	Key	1		●			
50	298.158	1327 298 001	Gasket Kit	1		●			
51	280.823	1314 202 055	Oil Pump Kit	1		●			

AS TRONIC
12AS2740

Date 06/2014 Notes _____

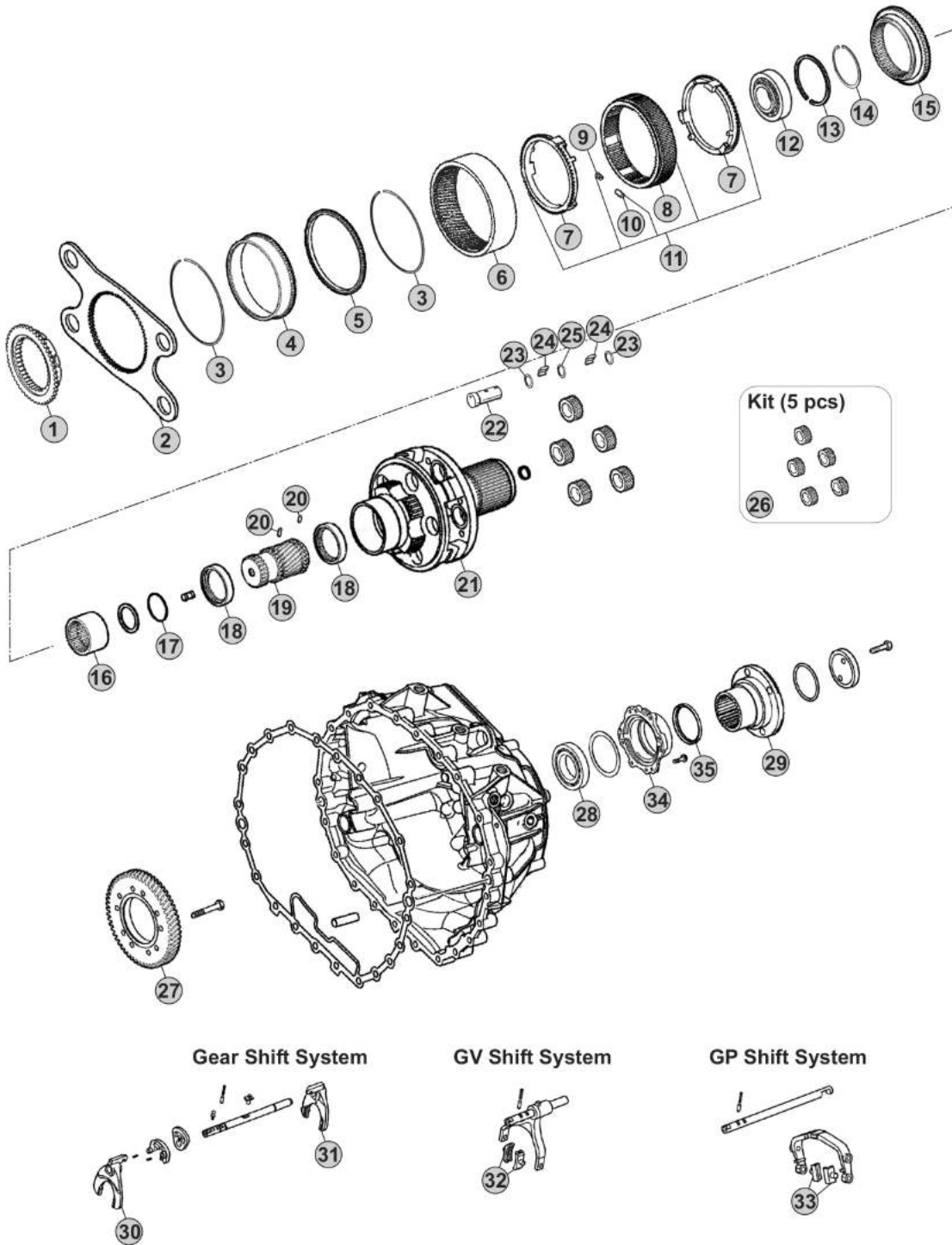


MODELS:

- AS TRONIC

VERSIONS:

- 12AS2740 (1329 xxx xxx)



Our spare parts are not the originals but interchangeable with the originals ones. All original equipment manufacturers' numbers, pictures and models used in this catalogue are for reference only. Our products bear our trade-mark.

Notes

12AS2740 R. 12,29-0,78

Our spare parts are not the originals but interchangeable with the originals ones. All original equipment manufacturers' numbers, pictures and models used in this catalogue are for reference only. Our products bear our trade-mark.

Fig.	CEI no.	ZF no.	Description	Q.ty	Notes	12AS2740			
1	109.748	1314 333 031	Synchronizer Cone	1		●			
2	298.146	1328 333 006	Flange GP	1		●			
3	111.373	0730 513 682	Retainer ring	2		●			
4	123.290	1328 332 024	Inside crown support 82 T	1		●			
5	119.274	1328 332 046	Synchronizer ring	1		●			
6	123.289	1328 332 045	Crown Gear 82 T	1		●			
7	119.269	1328 333 005	Synchronizer ring	2		●			
8	154.419	1328 333 003	Sliding Sleeve	1		●			
9	156.125	0732 040 929	Spring De.6x36	6		●			
10	171.069	0730 162 804	Cylinder roller	6		●			
11	298.894	1328 233 001	Synchro Kit	1		●			
12	130.981	0750 118 284	Bearing 100x130x30	1		●			
13	111.402	0630 513 139	Elastic Ring	1		●			
14	111.401	0730 513 745	Lock Ring A=2,50	1		●			
15	109.749	1328 333 009	Synchronizer Cone	1		●			
16	154.488	1328 304 068	Sliding Sleeve	1		●			
17	111.406	0630 502 218	Lock Ring 64x2	1		●			
18	269.794	1328 332 023	Pressure Disc	2		●			
19	157.744	1328 332 030	Sun Gear 23 T	1		●			
20	160.279	7636 038 103	Pin	2		●			
21	190.493	1328 232 016	Planetary Carrier	1	W/Retarder	●			
21	190.430	1328 232 011	Planetary Carrier	1	W/out Retarder	●			
22	107.236	1328 332 041	Planetary pin	5		●			
23	269.009	0730 109 323	Spacer Ring	10		●			
24	171.062	0750 119 116	Needle 10x16,80 (140 pcs)	140		●			
25	269.647	0730 109 640	Thrust Washer T.9,00 mm	5		●			
26	298.248	1328 232 006	Planetary Gear Set	1		●			
27	244.191	6085 301 217	Gear 57 T	1	W/Retarder	●			
28	130.245	0750 116 394	Bearing 90x160x30	1		●			
29	197.258	1314 332 054	Output Flange	1		●			
30		1329 306 008	Fork	1		●			
31		1329 306 007	Fork	1		●			
32	141.215	1328 312 005	Sliding Pad	2		●			
33	141.214	1328 334 004	Sliding Pad	2		●			
34	128.328	1328 331 002	Cover	1		●			
35	139.633	0734 319 459	Seal Ring	1		●			

AS TRONIC
12AS2740

Date 06/2014 Notes _____

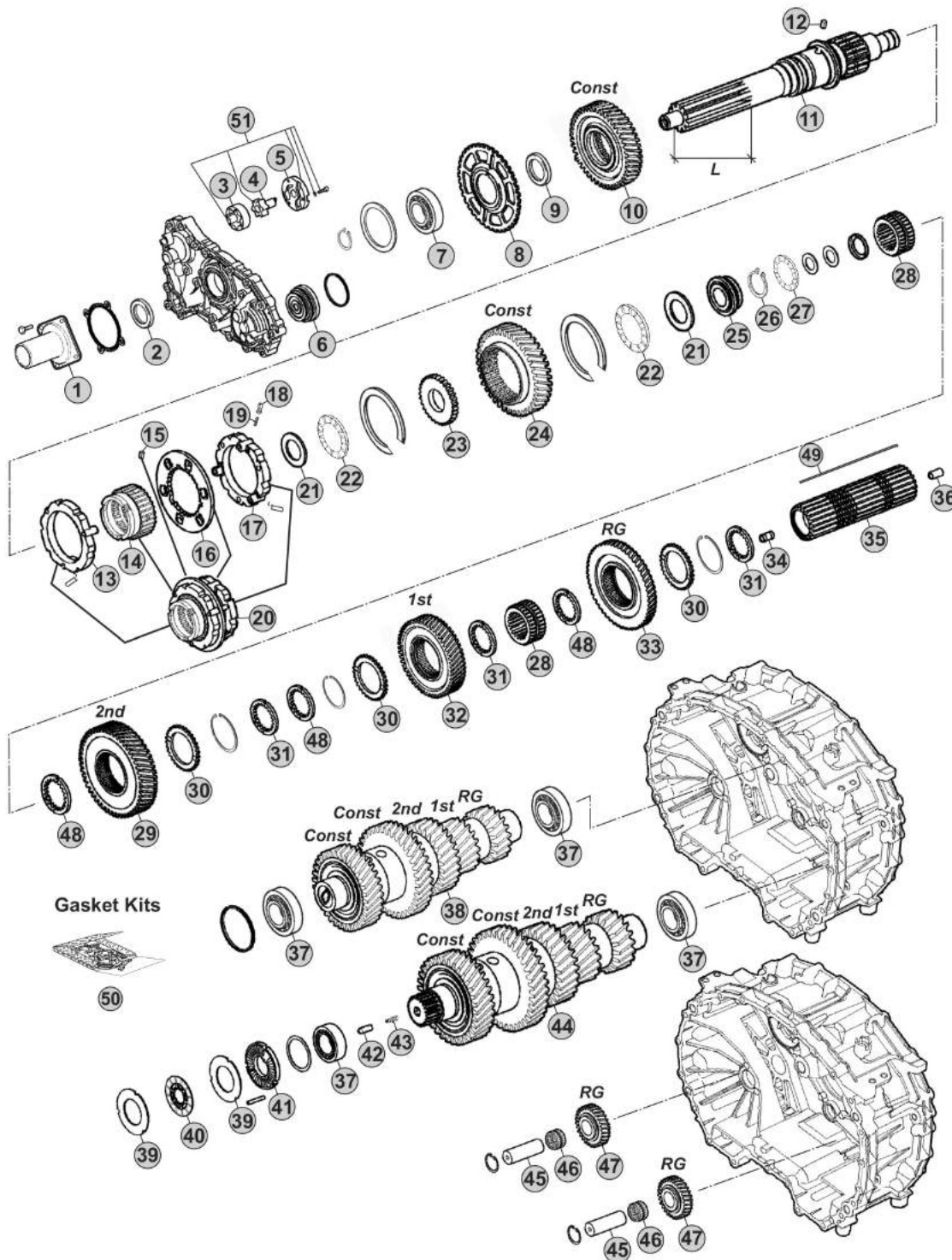


MODELS:

- AS TRONIC

VERSIONS:

- 12AS2741 (1329 xxx xxx)



Notes

12AS2741 R. 12,29-0,78

Our spare parts are not the originals but interchangeable with the originals ones. All original equipment manufacturers' numbers, pictures and models used in this catalogue are for reference only. Our products bear our trade-mark.

Fig.	CEI no.	ZF no.	Description	Q.ty	Notes	12AS2741				
1	128.327	1314 302 096	Front cover	1		●				
2	139.966	0750 111 348	Oil Seal 55x70x8	1		●				
3	189.678	1315 303 027	Rotor	1		●				
4	189.679	1314 202 039	Oil Pump Shaft	1		●				
5	189.728	1314 302 138	Oil Pump Cover	1		●				
6	188.272	1328 202 024	Piston	1		●				
7	130.823	0750 116 365	Bearing 65x120x23	1		●				
8	126.032	1328 302 024	Speedometer Gear	1		●				
9	269.320	0730 110 392	Thrust Washer	1		●				
10	244.308	1329 302 003	Constant Gear	1		●				
11	102.706	1329 302 010	Input Shaft	1		●				
12	160.261	1328 302 072	Lock Pin	1		●				
13	119.272	1328 202 042	Synchronizer Ring	1		●				
14	154.422	1328 302 064	Sliding Sleeve	1		●				
15	160.261	1328 302 072	Lock Pin	1		●				
16	135.189	1328 302 132	Plate	1		●				
17	119.273	1328 202 044	Synchronizer Ring	1		●				
18	171.063	0635 470 046	Needle	3		●				
19	156.037	0732 040 385	Outer Spring De.6x34	3		●				
20	196.371	1328 298 001	Synchronizer Assy	1		●				
21	269.322	0730 111 066	Washer	2		●				
22	137.316	0735 321 487	Needle 43x73x8	2		●				
23	269.205	1328 302 061	Washer	1		●				
24	244.305	1329 304 011	Constant Gear	1		●				
25	111.377	1328 302 075	Ring	1		●				
26	139.863	0730 513 641	Retaining Ring T.2,00	1		●				
27	137.376	0735 321 381	Needle 30x52x7,5 mm	1		●				
28	155.246	1328 304 064	Sliding Hub	2		●				
29	244.306	1329 304 010	Gear 2nd Speed	1		●				
30	269.175	1314 304 119	Follower ring outer	3		●				
31	269.176	1314 304 008	Follower ring inner Th.7,00 mm	3		●				
32	244.307	1329 304 007	Gear 1st Speed	1		●				
33	244.060	1328 304 061	Reverse Gear 50 T	1		●				
34	189.729	1314 304 097	Oil Tube	1		●				
35	103.304	1329 304 012	Main Shaft	1		●				
36	189.730	1314 332 043	Oil Tube	1		●				
37	130.993	0750 117 640	Bearing 50x90x28	4		●				
38	190.548	1329 203 013	Countershaft Assy	1		●				
39	269.178	1314 303 077	Clutch disc	4		●				
40	269.796	0501 214 822	Clutch Disc	2		●				
41	128.226	1328 302 118	Cover	1		●				
42	160.303	0731 208 242	Pin	1		●				
43	156.212	0732 042 766	Spring	1		●				

AS TRONIC
12AS2741

Date

06/2014

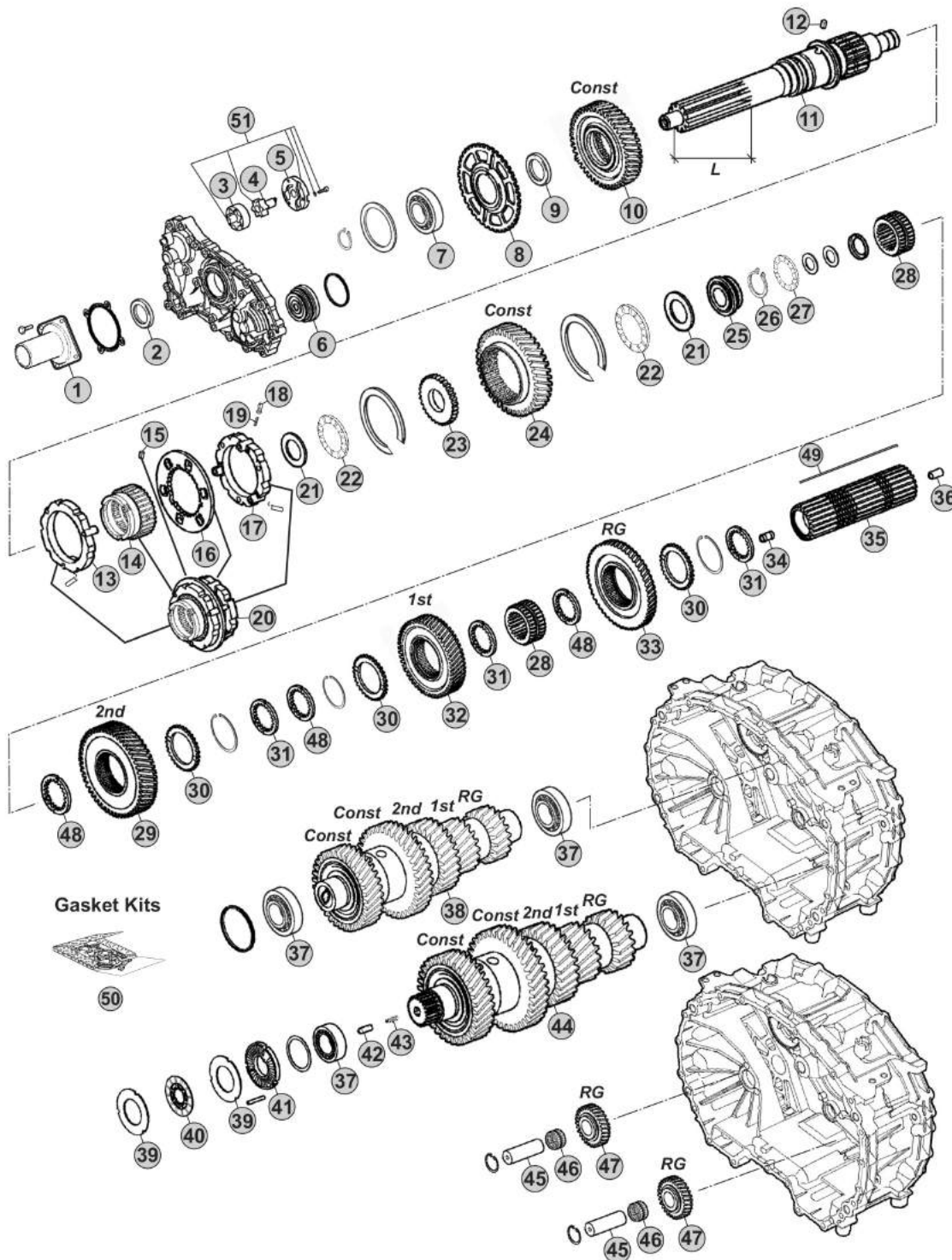
Notes

MODELS:

- AS TRONIC

VERSIONS:

- 12AS2741 (1329 xxx xxx)



Notes

12AS2741 R. 12,29-0,78

Our spare parts are not the originals but interchangeable with the originals ones. All original equipment manufacturers' numbers, pictures and models used in this catalogue are for reference only. Our products bear our trade-mark.

Our spare parts are not the originals but interchangeable with the originals ones. All original equipment manufacturers' numbers, pictures and models used in this catalogue are for reference only. Our products bear our trade-mark.

Fig.	CEI no.	ZF no.	Description	Q.ty	Notes	12AS2741				
44	190.549	1329 203 014	Countershaft Assy	1		●				
45	107.269	1328 305 007	Reverse Shaft	2		●				
46	137.808	0735 321 454	Needle Cage	2		●				
47	147.302	1328 305 014	Reverse Gear 29 T	2		●				
48	269.176	1314 304 008	Follower ring inner Th.7,00 mm	3		●				
48	269.354	1327 304 033	Spacer Th 7,05 mm	3		●				
48	269.355	1327 304 034	Spacer Th.7,10 mm	3		●				
48	269.356	1327 304 035	Spacer Th.7,15 mm	3		●				
48	269.357	1327 304 036	Spacer Th.7,20 mm	3		●				
49	189.736	1329 304 006	Key	1		●				
50	298.158	1327 298 001	Gasket Kit	1		●				
51	280.823	1314 202 055	Oil Pump Kit	1		●				

AS TRONIC
12AS2741

Date 06/2014 *Notes* _____

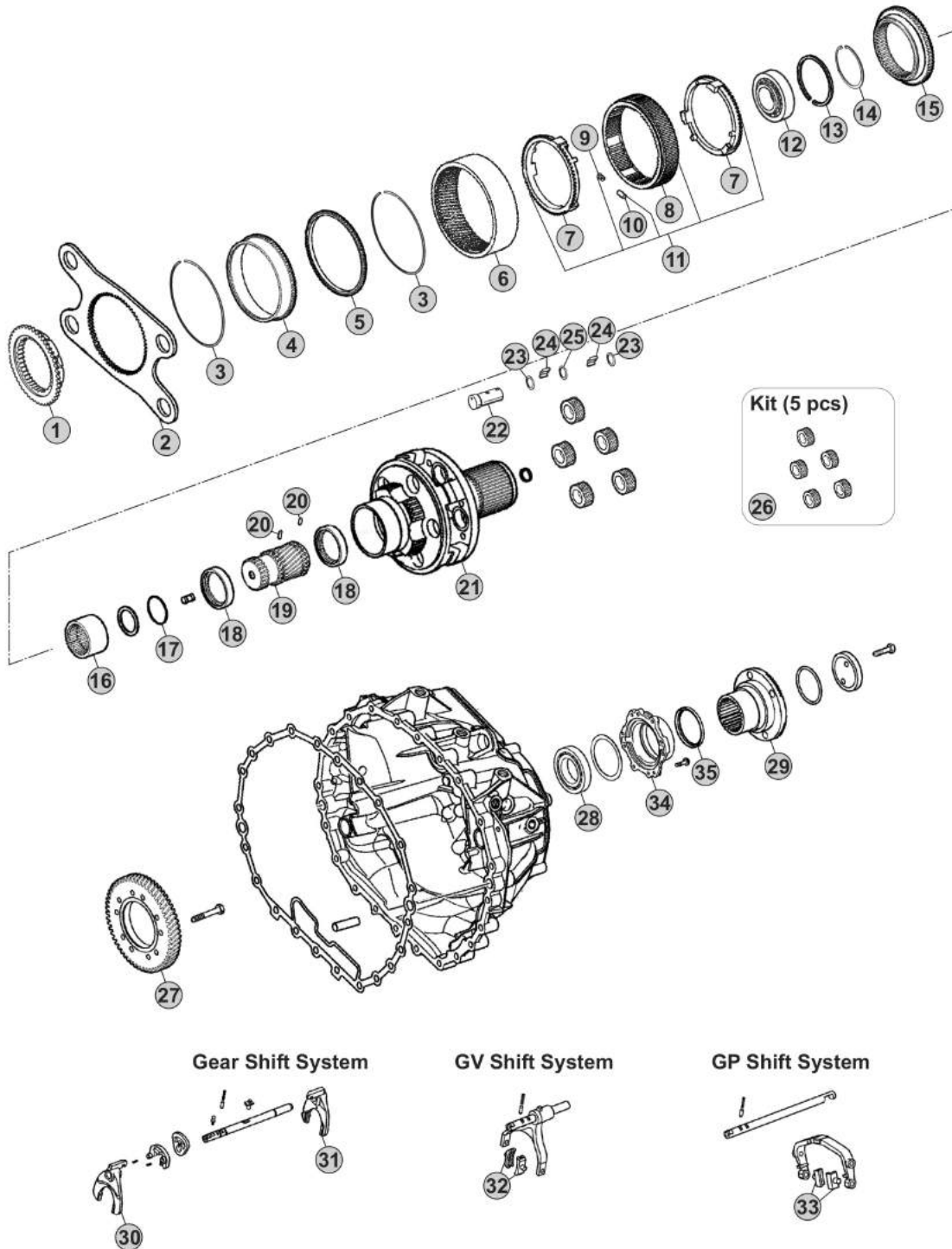


MODELS:

- AS TRONIC

VERSIONS:

- 12AS2741 (1329 xxx xxx)



Our spare parts are not the originals but interchangeable with the originals ones. All original equipment manufacturers' numbers, pictures and models used in this catalogue are for reference only. Our products bear our trade-mark.

Notes

12AS2741 R. 12,29-0,78

Our spare parts are not the originals but interchangeable with the originals ones. All original equipment manufacturers' numbers, pictures and models used in this catalogue are for reference only. Our products bear our trade-mark.

Fig.	CEI no.	ZF no.	Description	Q.ty	Notes					
1	109.748	1314 333 031	Synchronizer Cone	1		●				
2	298.146	1328 333 006	Flange GP	1		●				
3	111.373	0730 513 682	Retainer ring	2		●				
4	123.290	1328 332 024	Inside crown support 82 T	1		●				
5	119.274	1328 332 046	Synchronizer ring	1		●				
6	123.289	1328 332 045	Crown Gear 82 T	1		●				
7	119.269	1328 333 005	Synchronizer ring	2		●				
8	154.419	1328 333 003	Sliding Sleeve	1		●				
9	156.125	0732 040 929	Spring De.6x36	6		●				
10	171.069	0730 162 804	Cylinder roller	6		●				
11	298.894	1328 233 001	Synchro Kit	1		●				
12	130.981	0750 118 284	Bearing 100x130x30	1		●				
13	111.402	0630 513 139	Elastic Ring	1		●				
14	111.401	0730 513 745	Lock Ring A=2,50	1		●				
15	109.749	1328 333 009	Synchronizer Cone	1		●				
16	154.488	1328 304 068	Sliding Sleeve	1		●				
17	111.406	0630 502 218	Lock Ring 64x2	1		●				
18	269.794	1328 332 023	Pressure Disc	2		●				
19	157.744	1328 332 030	Sun Gear 23 T	1		●				
20	160.279	7636 038 103	Pin	2		●				
21	190.493	1328 232 016	Planetary Carrier	1	W/Retarder	●				
21	190.430	1328 232 011	Planetary Carrier	1	W/out Retarder	●				
22	107.236	1328 332 041	Planetary pin	5		●				
23	269.009	0730 109 323	Spacer Ring	10		●				
24	171.062	0750 119 116	Needle 10x16,80 (140 pcs)	140		●				
25	269.647	0730 109 640	Thrust Washer T.9,00 mm	5		●				
26	298.248	1328 232 006	Planetary Gear Set	1		●				
27	244.191	6085 301 217	Gear 57 T	1	W/Retarder	●				
28	130.245	0750 116 394	Bearing 90x160x30	1		●				
29	197.258	1314 332 054	Output Flange	1		●				
30		1329 306 008	Fork	1		●				
31		1329 306 007	Fork	1		●				
32	141.215	1328 312 005	Sliding Pad	2		●				
33	141.214	1328 334 004	Sliding Pad	2		●				
34	128.328	1328 331 002	Cover	1		●				
35	139.633	0734 319 459	Seal Ring	1		●				

12AS2741

AS TRONIC
12AS2741

Date 06/2014 Notes _____

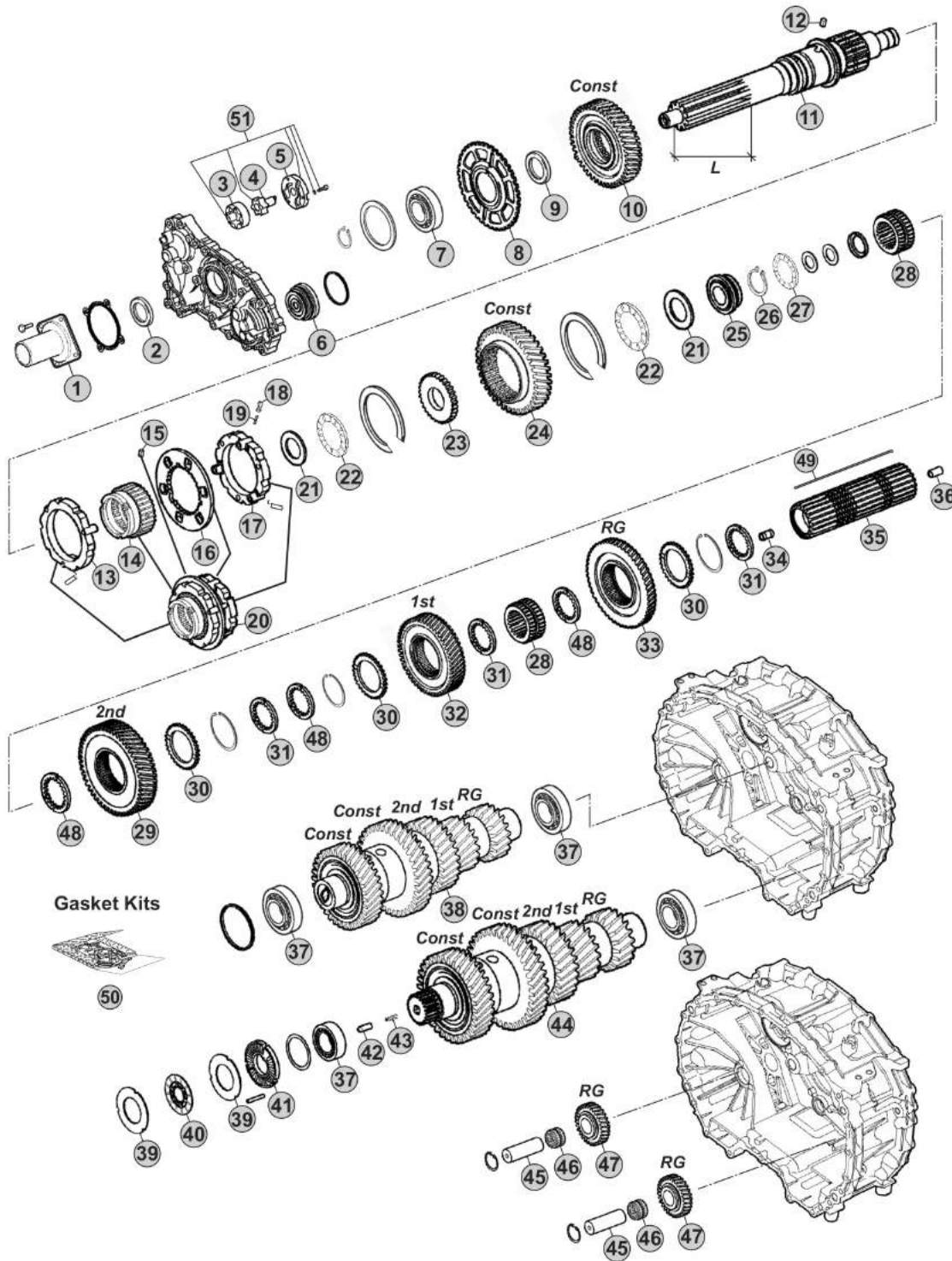


MODELS:

- AS TRONIC

VERSIONS:

- 12AS2940 (1329 xxx xxx)



Notes

12AS2940 R. 12,29-0,78

Our spare parts are not the originals but interchangeable with the originals ones. All original equipment manufacturers' numbers, pictures and models used in this catalogue are for reference only. Our products bear our trade-mark.

Our spare parts are not the originals but interchangeable with the originals ones. All original equipment manufacturers' numbers, pictures and models used in this catalogue are for reference only. Our products bear our trade-mark.

Fig.	CEI no.	ZF no.	Description	Q.ty	Notes	12AS2940				
1	128.327	1314 302 096	Front cover	1		●				
2	139.966	0750 111 348	Oil Seal 55x70x8	1		●				
3	189.678	1315 303 027	Rotor	1		●				
4	189.679	1314 202 039	Oil Pump Shaft	1		●				
5	189.728	1314 302 138	Oil Pump Cover	1		●				
6	188.272	1328 202 024	Piston	1		●				
7	130.823	0750 116 365	Bearing 65x120x23	1		●				
8	126.032	1328 302 024	Speedometer Gear	1		●				
9	269.320	0730 110 392	Thrust Washer	1		●				
10	244.308	1329 302 003	Constant Gear	1		●				
11	102.705	1329 302 014	Input Shaft	1		●				
11	102.706	1329 302 010	Input Shaft	1		●				
12	160.261	1328 302 072	Lock Pin	1		●				
13	119.272	1328 202 042	Synchronizer Ring	1		●				
14	154.422	1328 302 064	Sliding Sleeve	1		●				
15	160.261	1328 302 072	Lock Pin	1		●				
16	135.189	1328 302 132	Plate	1		●				
17	119.273	1328 202 044	Synchronizer Ring	1		●				
18	171.063	0635 470 046	Needle	3		●				
19	156.037	0732 040 385	Outer Spring De.6x34	3		●				
20	196.371	1328 298 001	Synchronizer Assy	1		●				
21	269.322	0730 111 066	Washer	2		●				
22	137.316	0735 321 487	Needle 43x73x8	2		●				
23	269.205	1328 302 061	Washer	1		●				
24	244.305	1329 304 011	Constant Gear	1		●				
25	111.377	1328 302 075	Ring	1		●				
26	139.863	0730 513 641	Retaining Ring T.2,00	1		●				
27	137.376	0735 321 381	Needle 30x52x7,5 mm	1		●				
28	155.246	1328 304 064	Sliding Hub	2		●				
29	244.306	1329 304 010	Gear 2nd Speed	1		●				
30	269.175	1314 304 119	Follower ring outer	3		●				
31	269.176	1314 304 008	Follower ring inner Th.7,00 mm	3		●				
32	244.307	1329 304 007	Gear 1st Speed	1		●				
33	244.060	1328 304 061	Reverse Gear 50 T	1		●				
34	189.729	1314 304 097	Oil Tube	1		●				
35	103.304	1329 304 012	Main Shaft	1		●				
36	189.730	1314 332 043	Oil Tube	1		●				
37	130.993	0750 117 640	Bearing 50x90x28	4		●				
38	190.548	1329 203 013	Countershaft Assy	1		●				
39	269.178	1314 303 077	Clutch disc	4		●				
40	269.796	0501 214 822	Clutch Disc	2		●				
41	128.226	1328 302 118	Cover	1		●				
42	160.303	0731 208 242	Pin	1		●				

AS TRONIC
12AS2940

Date

06/2014

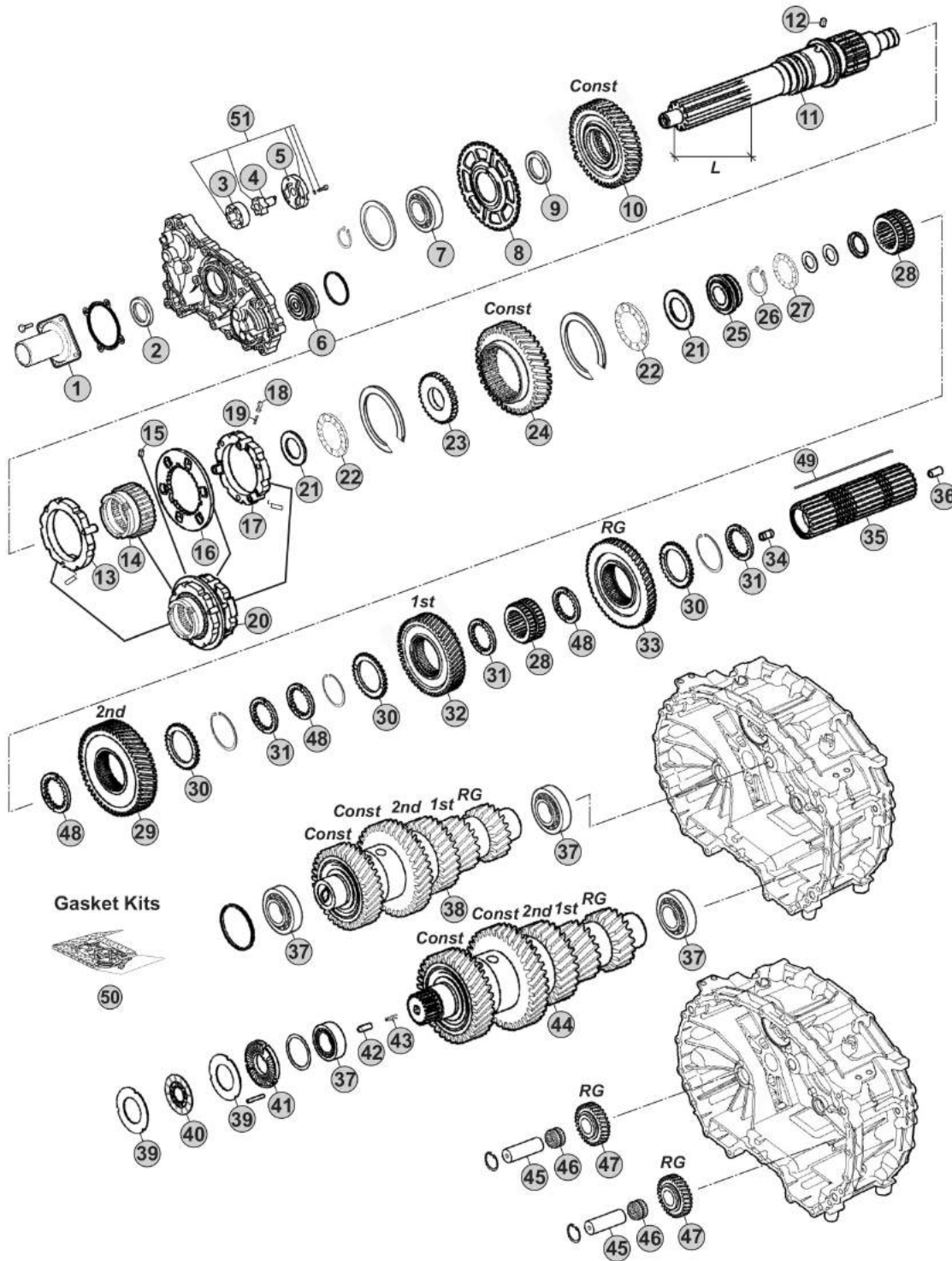
Notes

MODELS:

- AS TRONIC

VERSIONS:

- 12AS2940 (1329 xxx xxx)



Notes

12AS2940 R. 12,29-0,78

Our spare parts are not the originals but interchangeable with the originals ones. All original equipment manufacturers' numbers, pictures and models used in this catalogue are for reference only. Our products bear our trade-mark.

Fig.	CEI no.	ZF no.	Description	Q.ty	Notes				
43	156.212	0732 042 766	Spring	1		●			
44	190.549	1329 203 014	Countershaft Assy	1		●			
45	107.269	1328 305 007	Reverse Shaft	2		●			
46	137.808	0735 321 454	Needle Cage	2		●			
47	147.302	1328 305 014	Reverse Gear 29 T	2		●			
48	269.176	1314 304 008	Follower ring inner Th.7,00 mm	3		●			
48	269.354	1327 304 033	Spacer Th 7,05 mm	3		●			
48	269.355	1327 304 034	Spacer Th.7,10 mm	3		●			
48	269.356	1327 304 035	Spacer Th.7,15 mm	3		●			
48	269.357	1327 304 036	Spacer Th.7,20 mm	3		●			
49	189.736	1329 304 006	Key	1		●			
50	298.158	1327 298 001	Gasket Kit	1		●			
51	280.823	1314 202 055	Oil Pump Kit	1		●			

12AS2940

AS TRONIC
12AS2940

Date 06/2014 Notes _____

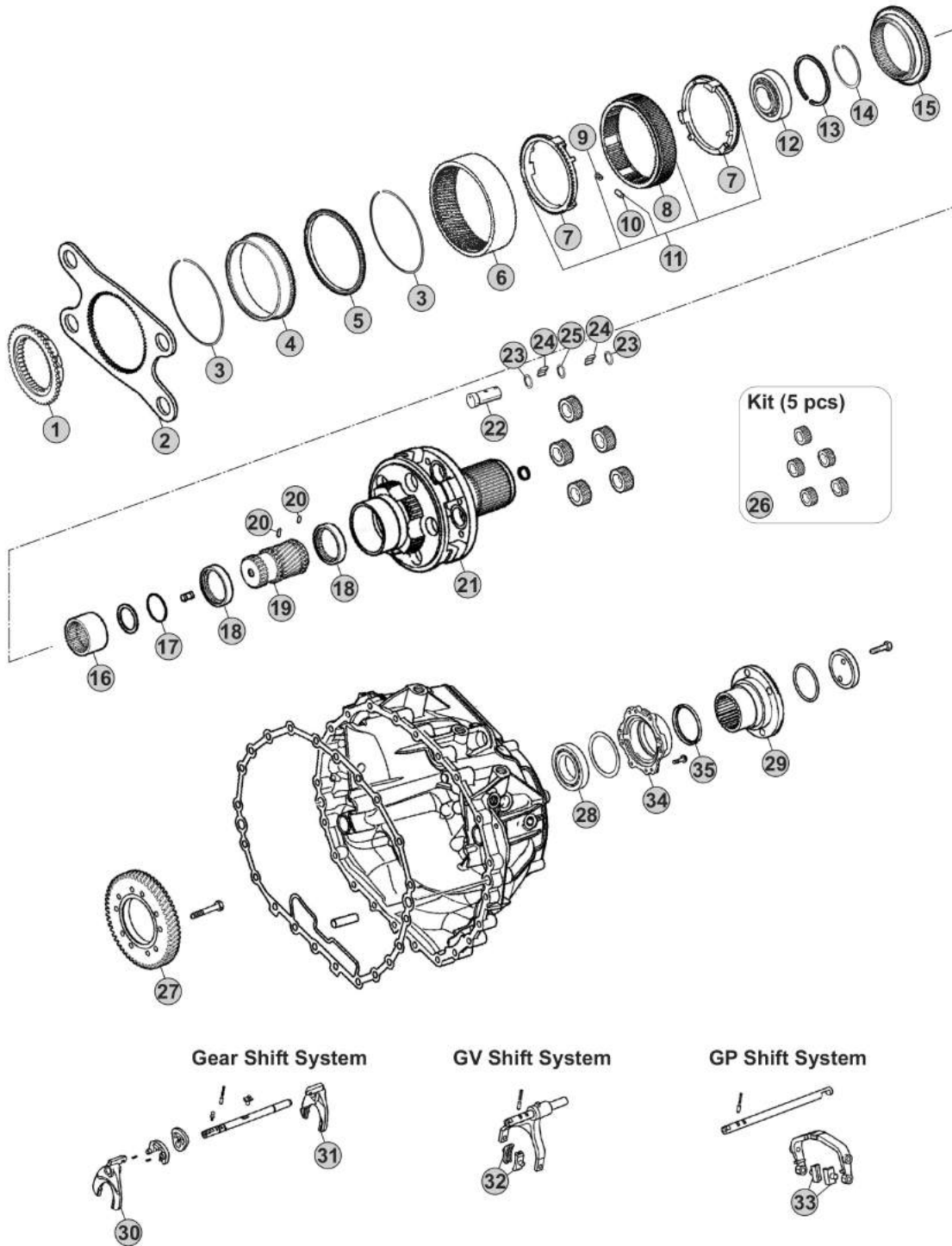


MODELS:

- AS TRONIC

VERSIONS:

- 12AS2940 (1329 xxx xxx)



Our spare parts are not the originals but interchangeable with the originals ones. All original equipment manufacturers' numbers, pictures and models used in this catalogue are for reference only. Our products bear our trade-mark.

Notes

12AS2940 R. 12,29-0,78

Our spare parts are not the originals but interchangeable with the originals ones. All original equipment manufacturers' numbers, pictures and models used in this catalogue are for reference only. Our products bear our trade-mark.

Fig.	CEI no.	ZF no.	Description	Q.ty	Notes	<i>12AS2940</i>					
1	109.748	1314 333 031	Synchronizer Cone	1		●					
2	298.146	1328 333 006	Flange GP	1		●					
3	111.373	0730 513 682	Retainer ring	2		●					
4	123.290	1328 332 024	Inside crown support 82 T	1		●					
5	119.274	1328 332 046	Synchronizer ring	1		●					
6	123.289	1328 332 045	Crown Gear 82 T	1		●					
7	119.269	1328 333 005	Synchronizer ring	2		●					
8	154.419	1328 333 003	Sliding Sleeve	1		●					
9	156.125	0732 040 929	Spring De.6x36	6		●					
10	171.069	0730 162 804	Cylinder roller	6		●					
11	298.894	1328 233 001	Synchro Kit	1		●					
12	130.981	0750 118 284	Bearing 100x130x30	1		●					
13	111.402	0630 513 139	Elastic Ring	1		●					
14	111.401	0730 513 745	Lock Ring A=2,50	1		●					
15	109.749	1328 333 009	Synchronizer Cone	1		●					
16	154.488	1328 304 068	Sliding Sleeve	1		●					
17	111.406	0630 502 218	Lock Ring 64x2	1		●					
18	269.794	1328 332 023	Pressure Disc	2		●					
19	157.744	1328 332 030	Sun Gear 23 T	1		●					
20	160.279	7636 038 103	Pin	2		●					
21	190.493	1328 232 016	Planetary Carrier	1	W/Retarder	●					
21	190.430	1328 232 011	Planetary Carrier	1	W/out Retarder	●					
22	107.236	1328 332 041	Planetary pin	5		●					
23	269.009	0730 109 323	Spacer Ring	10		●					
24	171.062	0750 119 116	Needle 10x16,80 (140 pcs)	140		●					
25	269.647	0730 109 640	Thrust Washer T.9,00 mm	5		●					
26	298.248	1328 232 006	Planetary Gear Set	1		●					
27	244.191	6085 301 217	Gear 57 T	1	W/Retarder	●					
28	130.245	0750 116 394	Bearing 90x160x30	1		●					
29	197.258	1314 332 054	Output Flange	1		●					
30		1329 306 008	Fork	1		●					
31		1329 306 007	Fork	1		●					
32	141.215	1328 312 005	Sliding Pad	2		●					
33	141.214	1328 334 004	Sliding Pad	2		●					
34	128.328	1328 331 002	Cover	1		●					
35	139.633	0734 319 459	Seal Ring	1		●					

AS TRONIC 12AS2940

Date 06/2014 **Notes** _____

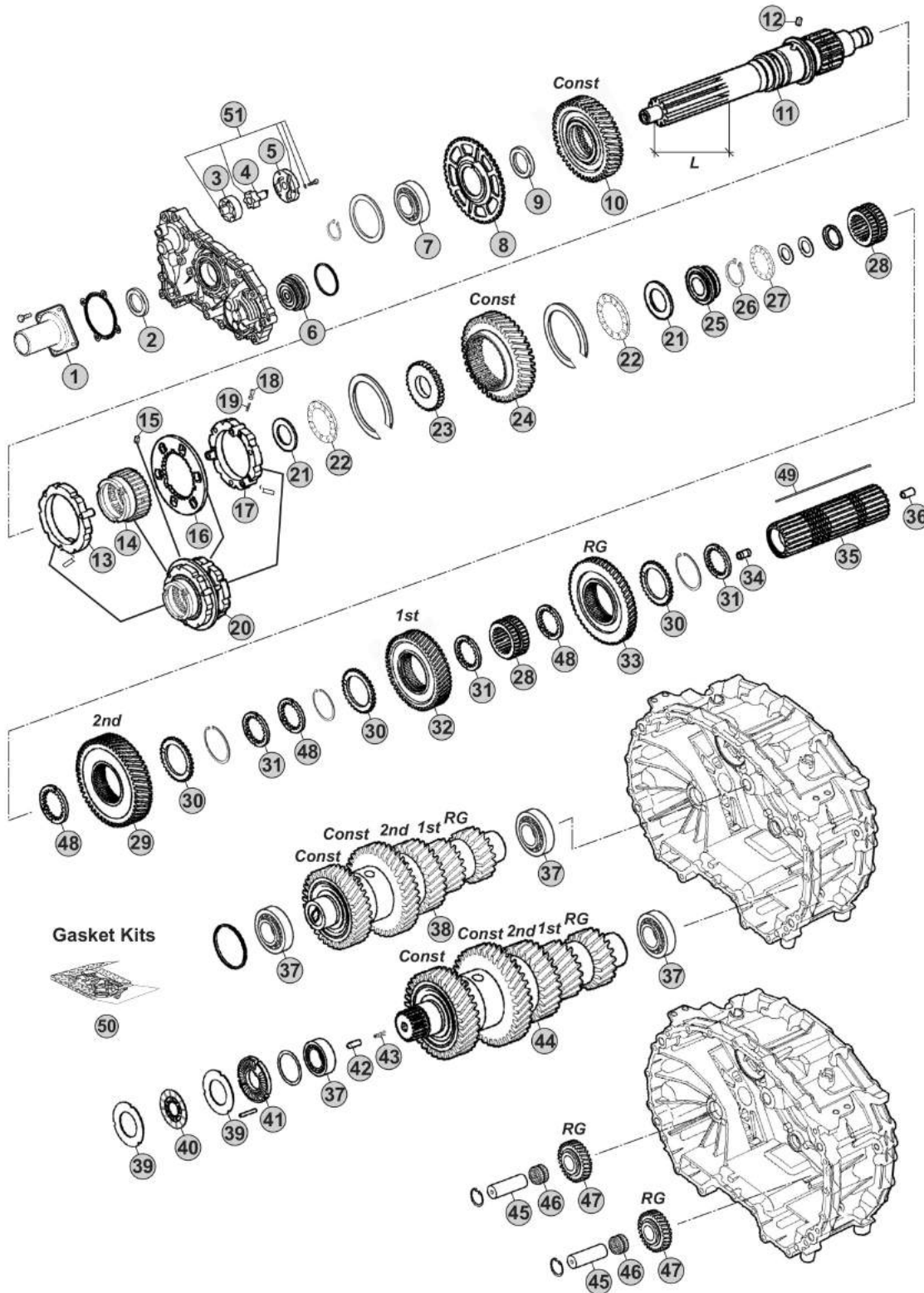


MODELS:

- AS TRONIC

VERSIONS:

- 12AS2941 (1329 xxx xxx)



Notes

12AS2941 R. 12,29-0,78

Our spare parts are not the originals but interchangeable with the originals ones. All original equipment manufacturers' numbers, pictures and models used in this catalogue are for reference only. Our products bear our trade-mark.

Our spare parts are not the originals but interchangeable with the originals ones. All original equipment manufacturers' numbers, pictures and models used in this catalogue are for reference only. Our products bear our trade-mark.

Fig.	CEI no.	ZF no.	Description	Q.ty	Notes	12AS2941				
1	128.327	1314 302 096	Front cover	1		●				
2	139.966	0750 111 348	Oil Seal 55x70x8	1		●				
3	189.678	1315 303 027	Rotor	1		●				
4	189.679	1314 202 039	Oil Pump Shaft	1		●				
5	189.728	1314 302 138	Oil Pump Cover	1		●				
6	188.272	1328 202 024	Piston	1		●				
7	130.823	0750 116 365	Bearing 65x120x23	1		●				
8	126.032	1328 302 024	Speedometer Gear	1		●				
9	269.320	0730 110 392	Thrust Washer	1		●				
10	244.308	1329 302 003	Constant Gear	1		●				
11	102.705	1329 302 014	Input Shaft	1		●				
12	160.261	1328 302 072	Lock Pin	1		●				
13	119.272	1328 202 042	Synchronizer Ring	1		●				
14	154.422	1328 302 064	Sliding Sleeve	1		●				
15	160.261	1328 302 072	Lock Pin	1		●				
16	135.189	1328 302 132	Plate	1		●				
17	119.273	1328 202 044	Synchronizer Ring	1		●				
18	171.063	0635 470 046	Needle	3		●				
19	156.037	0732 040 385	Outer Spring De.6x34	3		●				
20	196.371	1328 298 001	Synchronizer Assy	1		●				
21	269.322	0730 111 066	Washer	2		●				
22	137.316	0735 321 487	Needle 43x73x8	2		●				
23	269.205	1328 302 061	Washer	1		●				
24	244.305	1329 304 011	Constant Gear	1		●				
25	111.377	1328 302 075	Ring	1		●				
26	139.863	0730 513 641	Retaining Ring T.2,00	1		●				
27	137.376	0735 321 381	Needle 30x52x7,5 mm	1		●				
28	155.246	1328 304 064	Sliding Hub	2		●				
29	244.306	1329 304 010	Gear 2nd Speed	1		●				
30	269.175	1314 304 119	Follower ring outer	3		●				
31	269.176	1314 304 008	Follower ring inner Th.7,00 mm	3		●				
32	244.307	1329 304 007	Gear 1st Speed	1		●				
33	244.060	1328 304 061	Reverse Gear 50 T	1		●				
34	189.729	1314 304 097	Oil Tube	1		●				
35	103.304	1329 304 012	Main Shaft	1		●				
36	189.730	1314 332 043	Oil Tube	1		●				
37	130.993	0750 117 640	Bearing 50x90x28	4		●				
38	190.548	1329 203 013	Countershaft Assy	1		●				
39	269.178	1314 303 077	Clutch disc	4		●				
40	269.796	0501 214 822	Clutch Disc	2		●				
41	128.226	1328 302 118	Cover	1		●				
42	160.303	0731 208 242	Pin	1		●				
43	156.212	0732 042 766	Spring	1		●				

AS TRONIC
12AS2941

Date

06/2014

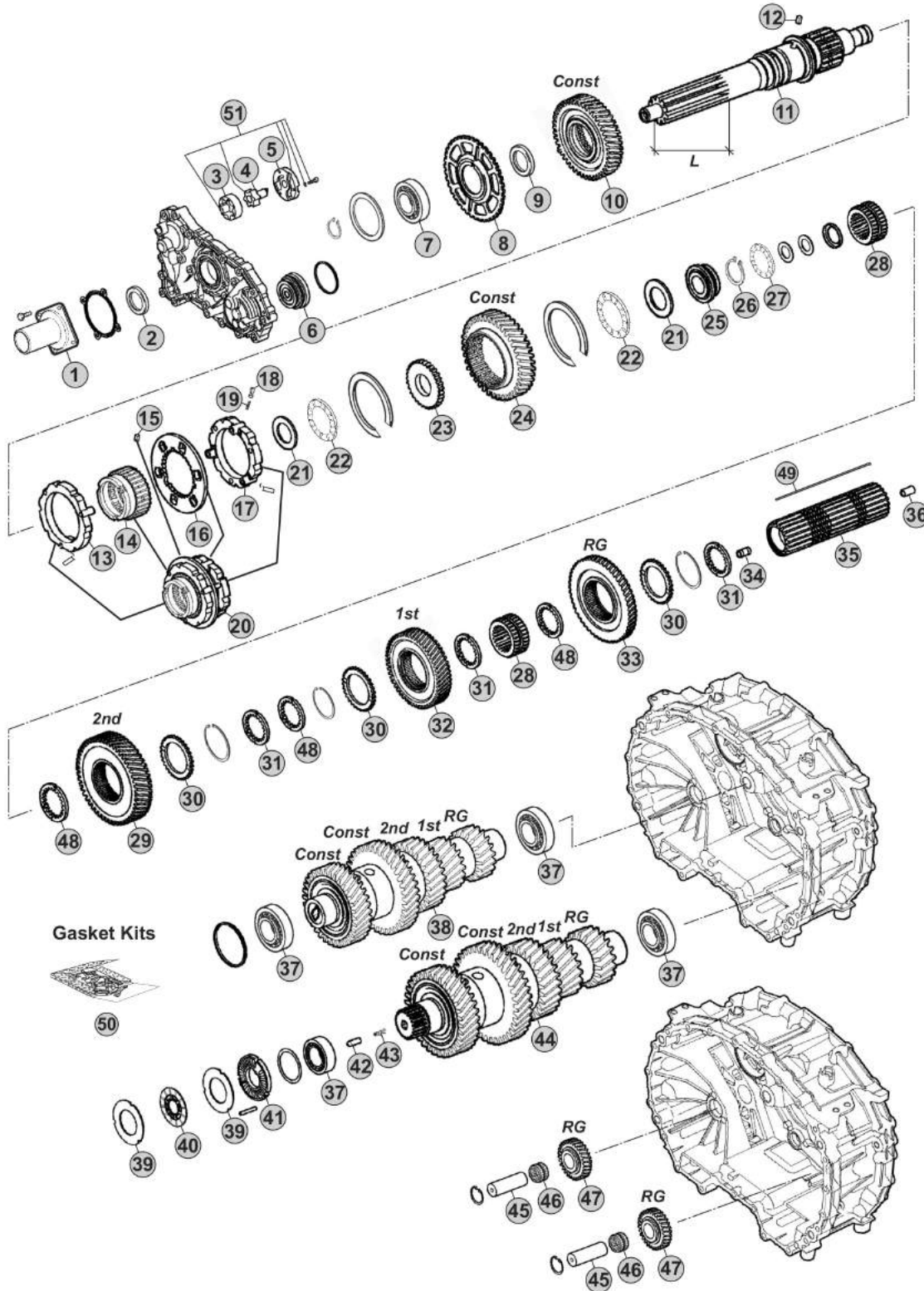
Notes

MODELS:

- AS TRONIC

VERSIONS:

- 12AS2941 (1329 xxx xxx)



Notes

12AS2941 R. 12,29-0,78

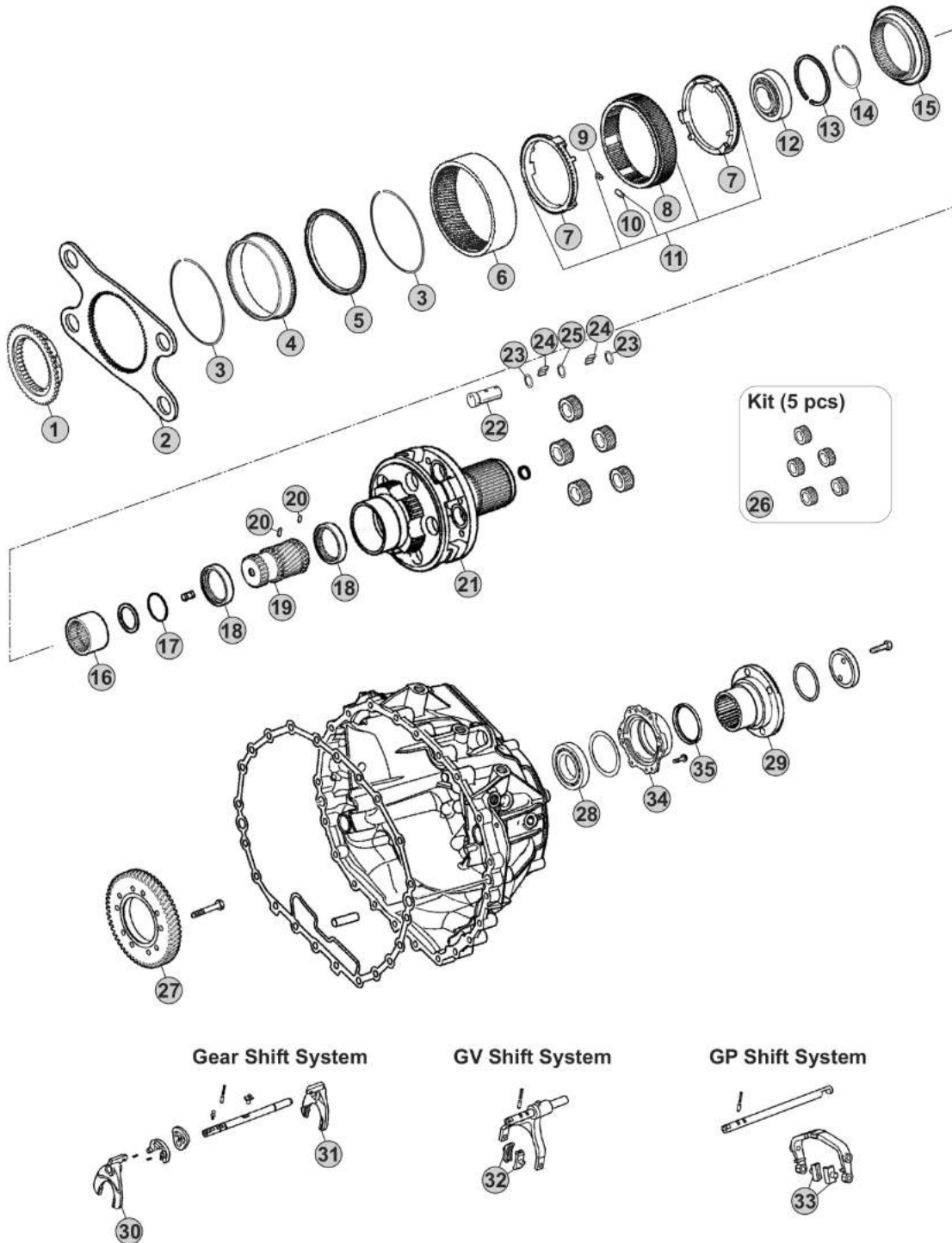
Our spare parts are not the originals but interchangeable with the originals ones. All original equipment manufacturers' numbers, pictures and models used in this catalogue are for reference only. Our products bear our trade-mark.

MODELS:

- AS TRONIC

VERSIONS:

- 12AS2941 (1329 xxx xxx)



Our spare parts are not the originals but interchangeable with the originals ones. All original equipment manufacturers' numbers, pictures and models used in this catalogue are for reference only. Our products bear our trade-mark.

Notes

12AS2941 R. 12,29-0,78

Our spare parts are not the originals but interchangeable with the originals ones. All original equipment manufacturers' numbers, pictures and models used in this catalogue are for reference only. Our products bear our trade-mark.

Fig.	CEI no.	ZF no.	Description	Q.ty	Notes	12AS2941			
1	109.748	1314 333 031	Synchronizer Cone	1		●			
2	298.146	1328 333 006	Flange GP	1		●			
3	111.373	0730 513 682	Retainer ring	2		●			
4	123.290	1328 332 024	Inside crown support 82 T	1		●			
5	119.274	1328 332 046	Synchronizer ring	1		●			
6	123.289	1328 332 045	Crown Gear 82 T	1		●			
7	119.269	1328 333 005	Synchronizer ring	2		●			
8	154.419	1328 333 003	Sliding Sleeve	1		●			
9	156.125	0732 040 929	Spring De.6x36	6		●			
10	171.069	0730 162 804	Cylinder roller	6		●			
11	298.894	1328 233 001	Synchro Kit	1		●			
12	130.981	0750 118 284	Bearing 100x130x30	1		●			
13	111.402	0630 513 139	Elastic Ring	1		●			
14	111.401	0730 513 745	Lock Ring A=2,50	1		●			
15	109.749	1328 333 009	Synchronizer Cone	1		●			
16	154.488	1328 304 068	Sliding Sleeve	1		●			
17	111.406	0630 502 218	Lock Ring 64x2	1		●			
18	269.794	1328 332 023	Pressure Disc	2		●			
19	157.744	1328 332 030	Sun Gear 23 T	1		●			
20	160.279	7636 038 103	Pin	2		●			
21	190.493	1328 232 016	Planetary Carrier	1	W/Retarder	●			
21	190.430	1328 232 011	Planetary Carrier	1	W/out Retarder	●			
22	107.236	1328 332 041	Planetary pin	5		●			
23	269.009	0730 109 323	Spacer Ring	10		●			
24	171.062	0750 119 116	Needle 10x16,80 (140 pcs)	140		●			
25	269.647	0730 109 640	Thrust Washer T.9,00 mm	5		●			
26	298.248	1328 232 006	Planetary Gear Set	1		●			
27	244.191	6085 301 217	Gear 57 T	1	W/Retarder	●			
28	130.245	0750 116 394	Bearing 90x160x30	1		●			
29	197.258	1314 332 054	Output Flange	1		●			
30		1329 306 008	Fork	1		●			
31		1329 306 007	Fork	1		●			
32	141.215	1328 312 005	Sliding Pad	2		●			
33	141.214	1328 334 004	Sliding Pad	1		●			
34	128.328	1328 331 002	Cover	1		●			
35	139.633	0734 319 459	Seal Ring	1		●			

AS TRONIC
12AS2941

Date 06/2014 Notes _____

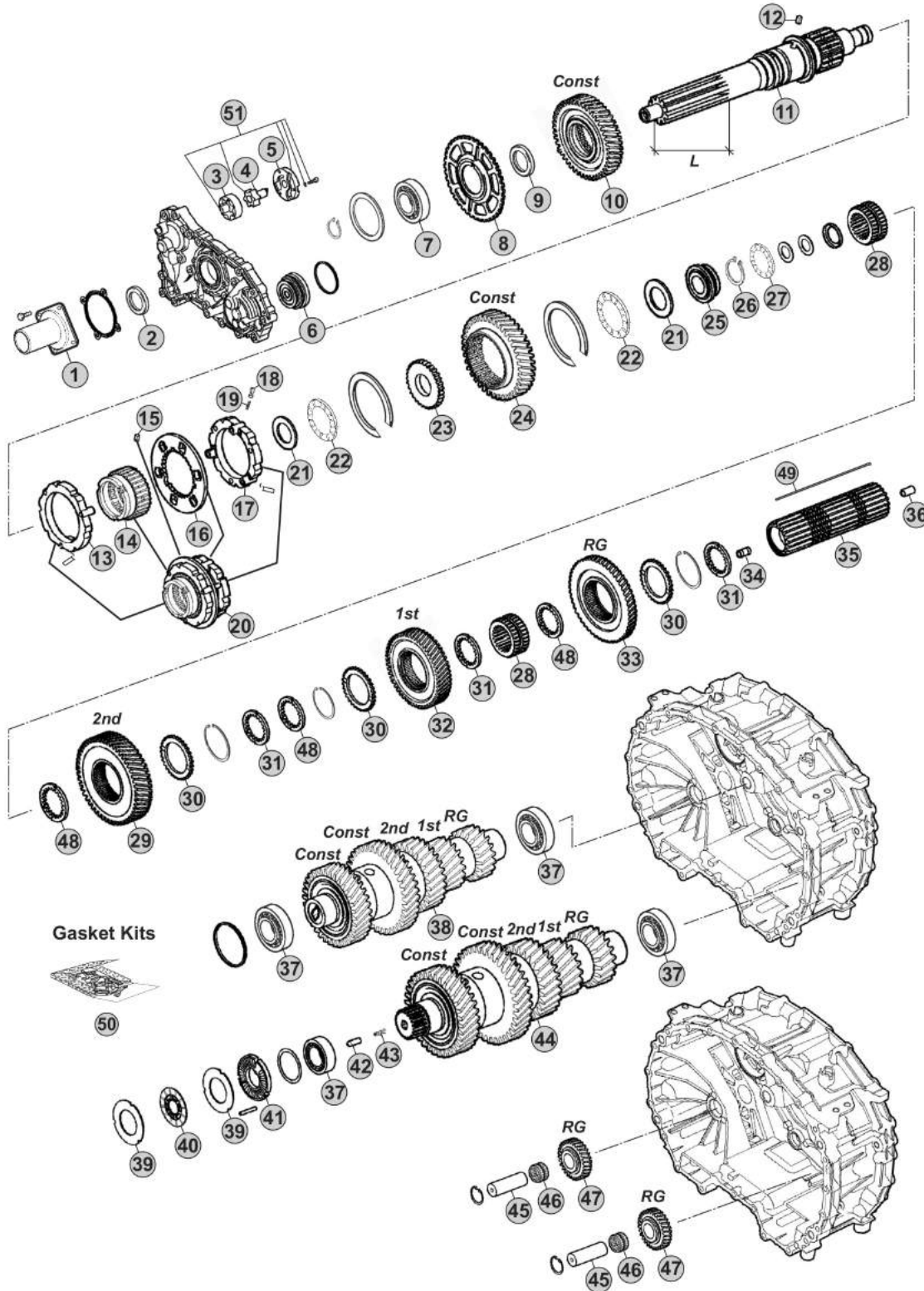


MODELS:

- AS TRONIC

VERSIONS:

- 12AS3001 (1329 xxx xxx)



Notes

- (A) R. 12,29-0,78
- (B) R. 15,86-1,00

Our spare parts are not the originals but interchangeable with the originals ones. All original equipment manufacturers' numbers, pictures and models used in this catalogue are for reference only. Our products bear our trade-mark.

Fig.	CEI no.	ZF no.	Description	Q.ty	Notes	12AS3001			
1	128.327	1314 302 096	Front cover	1		●			
2	139.966	0750 111 348	Oil Seal 55x70x8	1		●			
3	189.678	1315 303 027	Rotor	1		●			
4	189.679	1314 202 039	Oil Pump Shaft	1		●			
5	189.728	1314 302 138	Oil Pump Cover	1		●			
6	188.272	1328 202 024	Piston	1		●			
7	130.823	0750 116 365	Bearing 65x120x23	1		●			
8	126.032	1328 302 024	Speedometer Gear	1		●			
9	269.320	0730 110 392	Thrust Washer	1		●			
10	244.308	1329 302 003	Constant Gear	1	A	●			
10	244.304	1329 302 002	Constant Gear	1	B	●			
11	102.706	1329 302 010	Input Shaft	1		●			
11	102.705	1329 302 014	Input Shaft	1		●			
12	160.261	1328 302 072	Lock Pin	1		●			
13	119.272	1328 202 042	Synchronizer Ring	1		●			
14	154.422	1328 302 064	Sliding Sleeve	1		●			
15	160.261	1328 302 072	Lock Pin	1		●			
16	135.189	1328 302 132	Plate	1		●			
17	119.273	1328 202 044	Synchronizer Ring	1	A	●			
17	119.286	1328 202 043	Synchronizer Ring	1	B	●			
18	171.063	0635 470 046	Needle	3		●			
19	156.037	0732 040 385	Outer Spring De.6x34	3		●			
20	196.371	1328 298 001	Synchronizer Assy	1	A	●			
20	196.374	1328 298 002	Synchronizer Assy	1	B	●			
21	269.322	0730 111 066	Washer	2		●			
22	137.316	0735 321 487	Needle 43x73x8	2		●			
23	269.205	1328 302 061	Washer	1		●			
24	244.305	1329 304 011	Constant Gear	1		●			
25	111.377	1328 302 075	Ring	1		●			
26	139.863	0730 513 641	Retaining Ring T.2,00	1		●			
27	137.376	0735 321 381	Needle 30x52x7,5 mm	1		●			
28	155.246	1328 304 064	Sliding Hub	2		●			
29	244.306	1329 304 010	Gear 2nd Speed	1		●			
30	269.175	1314 304 119	Follower ring outer	3		●			
31	269.176	1314 304 008	Follower ring inner Th.7,00 mm	3		●			
32	244.307	1329 304 007	Gear 1st Speed	1		●			
33	244.060	1328 304 061	Reverse Gear 50 T	1		●			
34	189.729	1314 304 097	Oil Tube	1		●			
35	103.304	1329 304 012	Main Shaft	1		●			
36	189.730	1314 332 043	Oil Tube	1		●			
37	130.993	0750 117 640	Bearing 50x90x28	4		●			
38	190.548	1329 203 013	Countershaft Assy	1	A	●			
38	190.546	1329 203 011	Countershaft Assy	1	B	●			

 AS TRONIC
12AS3001

Date

06/2014

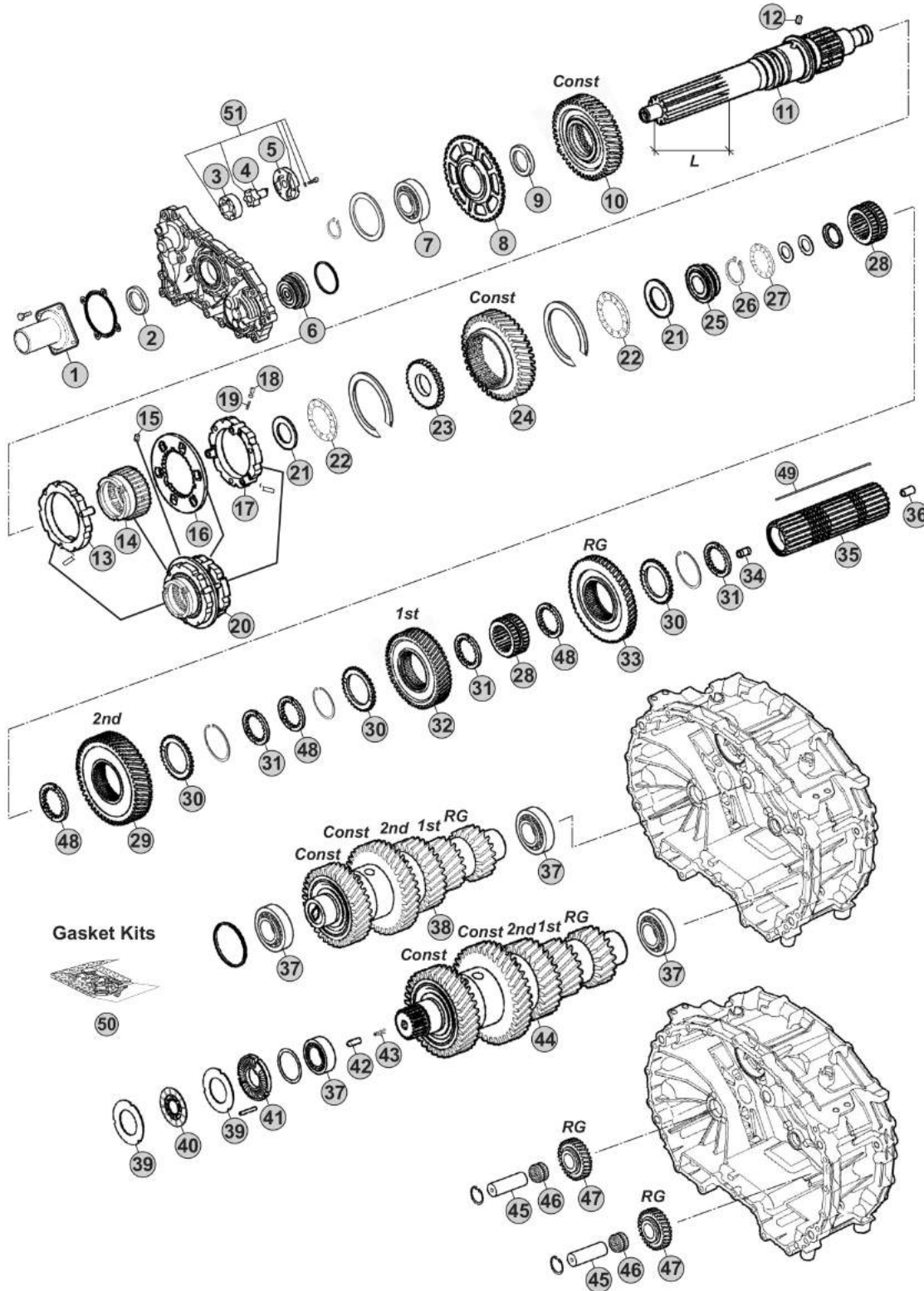
Notes

MODELS:

- AS TRONIC

VERSIONS:

- 12AS3001 (1329 xxx xxx)



Notes

(A) R. 12,29-0,78

(B) R. 15,86-1,00

Our spare parts are not the originals but interchangeable with the originals ones. All original equipment manufacturers' numbers, pictures and models used in this catalogue are for reference only. Our products bear our trade-mark.

12AS3001

Fig.	CEI no.	ZF no.	Description	Q.ty	Notes				
39	269.178	1314 303 077	Clutch disc	4		●			
40	269.796	0501 214 822	Clutch Disc	2		●			
41	128.226	1328 302 118	Cover	1		●			
42	160.303	0731 208 242	Pin	1		●			
43	156.212	0732 042 766	Spring	1		●			
44	190.549	1329 203 014	Countershaft Assy	1	A	●			
44	190.547	1329 203 012	Countershaft Assy	1	B	●			
45	107.269	1328 305 007	Reverse Shaft	2		●			
46	137.808	0735 321 454	Needle Cage	2		●			
47	147.302	1328 305 014	Reverse Gear 29 T	2		●			
48	269.176	1314 304 008	Follower ring inner Th.7,00 mm	3		●			
48	269.354	1327 304 033	Spacer Th 7,05 mm	3		●			
48	269.355	1327 304 034	Spacer Th.7,10 mm	3		●			
48	269.356	1327 304 035	Spacer Th.7,15 mm	3		●			
48	269.357	1327 304 036	Spacer Th.7,20 mm	3		●			
49	189.736	1329 304 006	Key	1		●			
50	298.158	1327 298 001	Gasket Kit	1		●			
51	280.823	1314 202 055	Oil Pump Kit	1		●			

AS TRONIC
12AS3001

Date _____ Notes _____

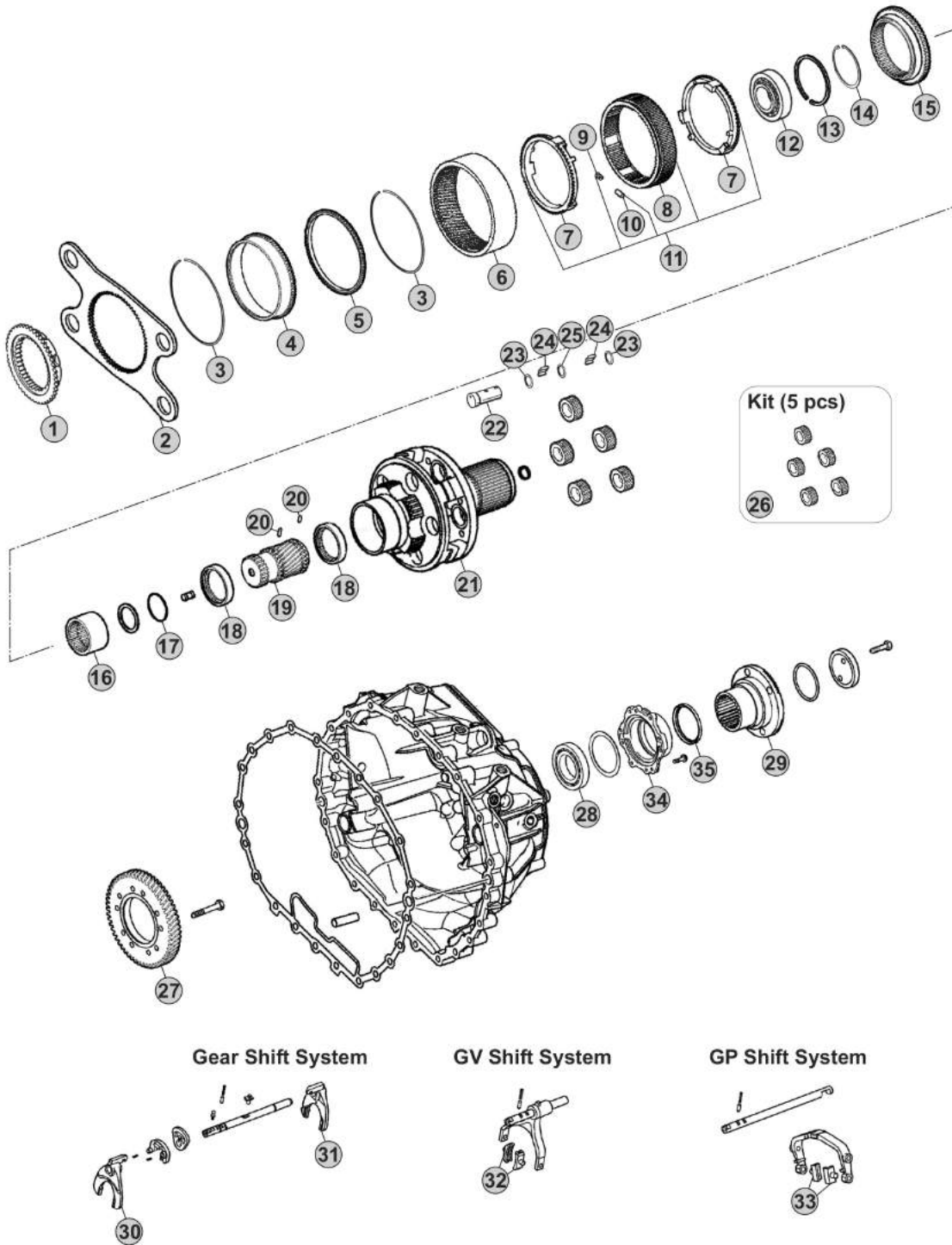
06/2014

MODELS:

- AS TRONIC

VERSIONS:

- 12AS3001 (1329 xxx xxx)



Our spare parts are not the originals but interchangeable with the originals ones. All original equipment manufacturers' numbers, pictures and models used in this catalogue are for reference only. Our products bear our trade-mark.

Notes

Our spare parts are not the originals but interchangeable with the originals ones. All original equipment manufacturers' numbers, pictures and models used in this catalogue are for reference only. Our products bear our trade-mark.

Fig.	CEI no.	ZF no.	Description	Q.ty	Notes	12AS3001			
1	109.748	1314 333 031	Synchronizer Cone	1		●			
2	298.146	1328 333 006	Flange GP	1		●			
3	111.373	0730 513 682	Retainer ring	2		●			
4	123.290	1328 332 024	Inside crown support 82 T	1		●			
5	119.274	1328 332 046	Synchronizer ring	1		●			
6	123.289	1328 332 045	Crown Gear 82 T	1		●			
7	119.269	1328 333 005	Synchronizer ring	2		●			
8	154.419	1328 333 003	Sliding Sleeve	1		●			
9	156.125	0732 040 929	Spring De.6x36	6		●			
10	171.069	0730 162 804	Cylinder roller	6		●			
11	298.894	1328 233 001	Synchro Kit	1		●			
12	130.981	0750 118 284	Bearing 100x130x30	1		●			
13	111.402	0630 513 139	Elastic Ring	1		●			
14	111.401	0730 513 745	Lock Ring A=2,50	1		●			
15	109.749	1328 333 009	Synchronizer Cone	1		●			
16	154.488	1328 304 068	Sliding Sleeve	1		●			
17	111.406	0630 502 218	Lock Ring 64x2	1		●			
18	269.794	1328 332 023	Pressure Disc	2		●			
19	157.744	1328 332 030	Sun Gear 23 T	1		●			
20	160.279	7636 038 103	Pin	2		●			
21	190.493	1328 232 016	Planetary Carrier	1	W/Retarder	●			
21	190.430	1328 232 011	Planetary Carrier	1	W/out Retarder	●			
22	107.236	1328 332 041	Planetary pin	5		●			
23	269.009	0730 109 323	Spacer Ring	10		●			
24	171.062	0750 119 116	Needle 10x16,80 (140 pcs)	140		●			
25	269.647	0730 109 640	Thrust Washer T.9,00 mm	5		●			
26	298.248	1328 232 006	Planetary Gear Set	1		●			
27	244.191	6085 301 217	Gear 57 T	1	W/Retarder	●			
28	130.245	0750 116 394	Bearing 90x160x30	1		●			
29	197.258	1314 332 054	Output Flange	1		●			
30		1329 306 008	Fork	1		●			
31		1329 306 007	Fork	1		●			
32	141.215	1328 312 005	Sliding Pad	2		●			
33	141.214	1328 334 004	Sliding Pad	2		●			
34	128.328	1328 331 002	Cover	1		●			
35	139.633	0734 319 459	Seal Ring	1		●			

AS TRONIC
12AS3001

Date 06/2014 Notes _____

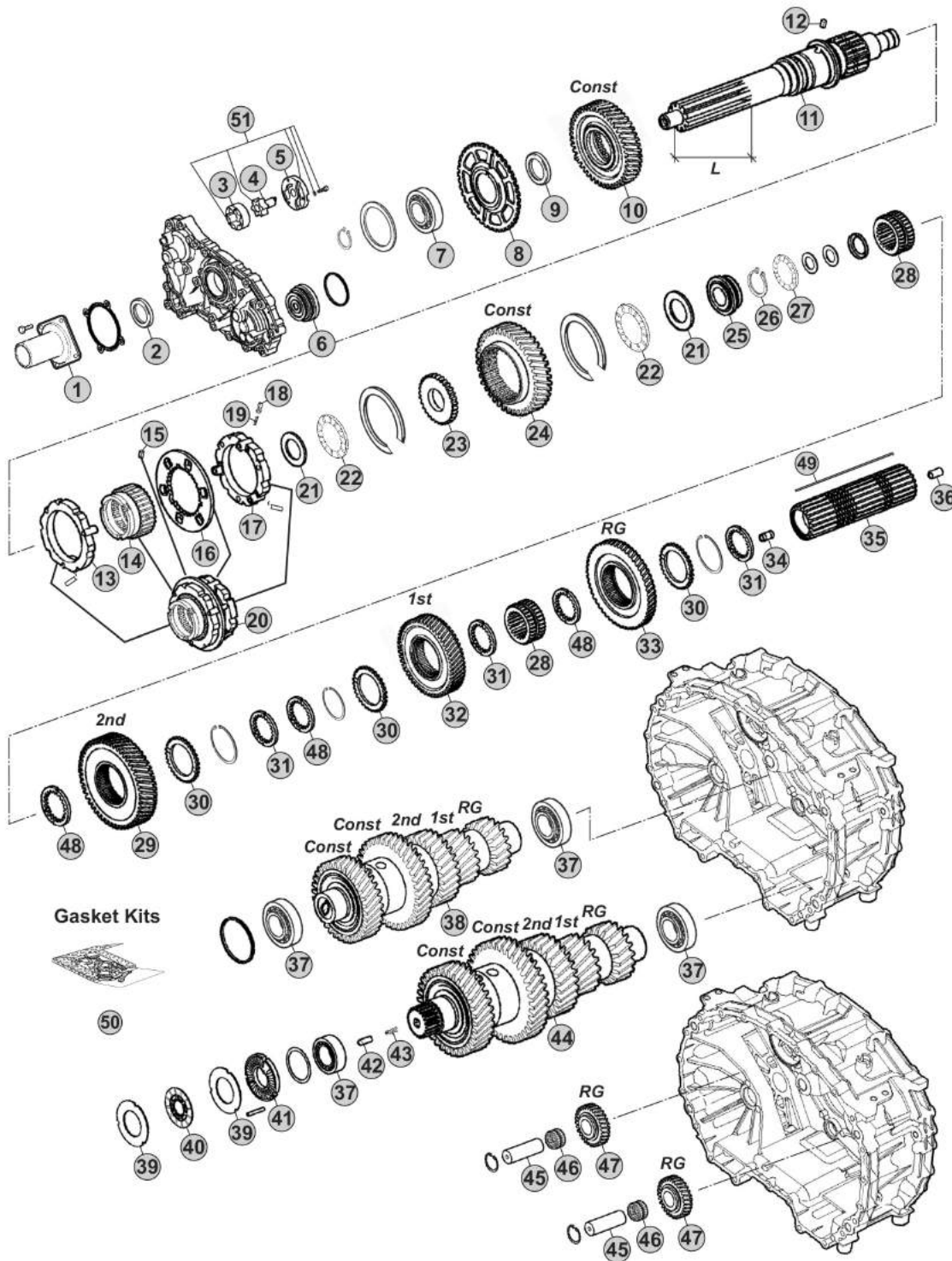


MODELS:

- AS TRONIC

VERSIONS:

- 12AS3140 (1329 xxx xxx)



Notes

12AS3140 R. 12,29-0,78

Our spare parts are not the originals but interchangeable with the originals ones. All original equipment manufacturers' numbers, pictures and models used in this catalogue are for reference only. Our products bear our trade-mark.

Fig.	CEI no.	ZF no.	Description	Q.ty	Notes	12AS3140			
1	128.327	1314 302 096	Front cover	1		●			
2	139.966	0750 111 348	Oil Seal 55x70x8	1		●			
3	189.678	1315 303 027	Rotor	1		●			
4	189.679	1314 202 039	Oil Pump Shaft	1		●			
5	189.728	1314 302 138	Oil Pump Cover	1		●			
6	188.272	1328 202 024	Piston	1		●			
7	130.823	0750 116 365	Bearing 65x120x23	1		●			
8	126.032	1328 302 024	Speedometer Gear	1		●			
9	269.320	0730 110 392	Thrust Washer	1		●			
10	244.308	1329 302 003	Constant Gear	1		●			
11	102.706	1329 302 010	Input Shaft	1		●			
12	160.261	1328 302 072	Lock Pin	1		●			
13	119.272	1328 202 042	Synchronizer Ring	1		●			
14	154.422	1328 302 064	Sliding Sleeve	1		●			
15	160.261	1328 302 072	Lock Pin	1		●			
16	135.189	1328 302 132	Plate	1		●			
17	119.273	1328 202 044	Synchronizer Ring	1		●			
18	171.063	0635 470 046	Needle	3		●			
19	156.037	0732 040 385	Outer Spring De.6x34	3		●			
20	196.371	1328 298 001	Synchronizer Assy	1		●			
21	269.322	0730 111 066	Washer	2		●			
22	137.316	0735 321 487	Needle 43x73x8	2		●			
23	269.205	1328 302 061	Washer	1		●			
24	244.305	1329 304 011	Constant Gear	1		●			
25	111.377	1328 302 075	Ring	1		●			
26	139.863	0730 513 641	Retaining Ring T.2,00	1		●			
27	137.376	0735 321 381	Needle 30x52x7,5 mm	1		●			
28	155.246	1328 304 064	Sliding Hub	2		●			
29	244.306	1329 304 010	Gear 2nd Speed	1		●			
30	269.175	1314 304 119	Follower ring outer	3		●			
31	269.176	1314 304 008	Follower ring inner Th.7,00 mm	3		●			
32	244.307	1329 304 007	Gear 1st Speed	1		●			
33	244.060	1328 304 061	Reverse Gear 50 T	1		●			
34	189.729	1314 304 097	Oil Tube	1		●			
35	103.304	1329 304 012	Main Shaft	1		●			
36	189.730	1314 332 043	Oil Tube	1		●			
37	130.993	0750 117 640	Bearing 50x90x28	4		●			
38	190.548	1329 203 013	Countershaft Assy	1		●			
39	269.178	1314 303 077	Clutch disc	4		●			
40	269.796	0501 214 822	Clutch Disc	2		●			
41	128.226	1328 302 118	Cover	1		●			
42	160.303	0731 208 242	Pin	1		●			
43	156.212	0732 042 766	Spring	1		●			

AS TRONIC
12AS3140

Date

06/2014

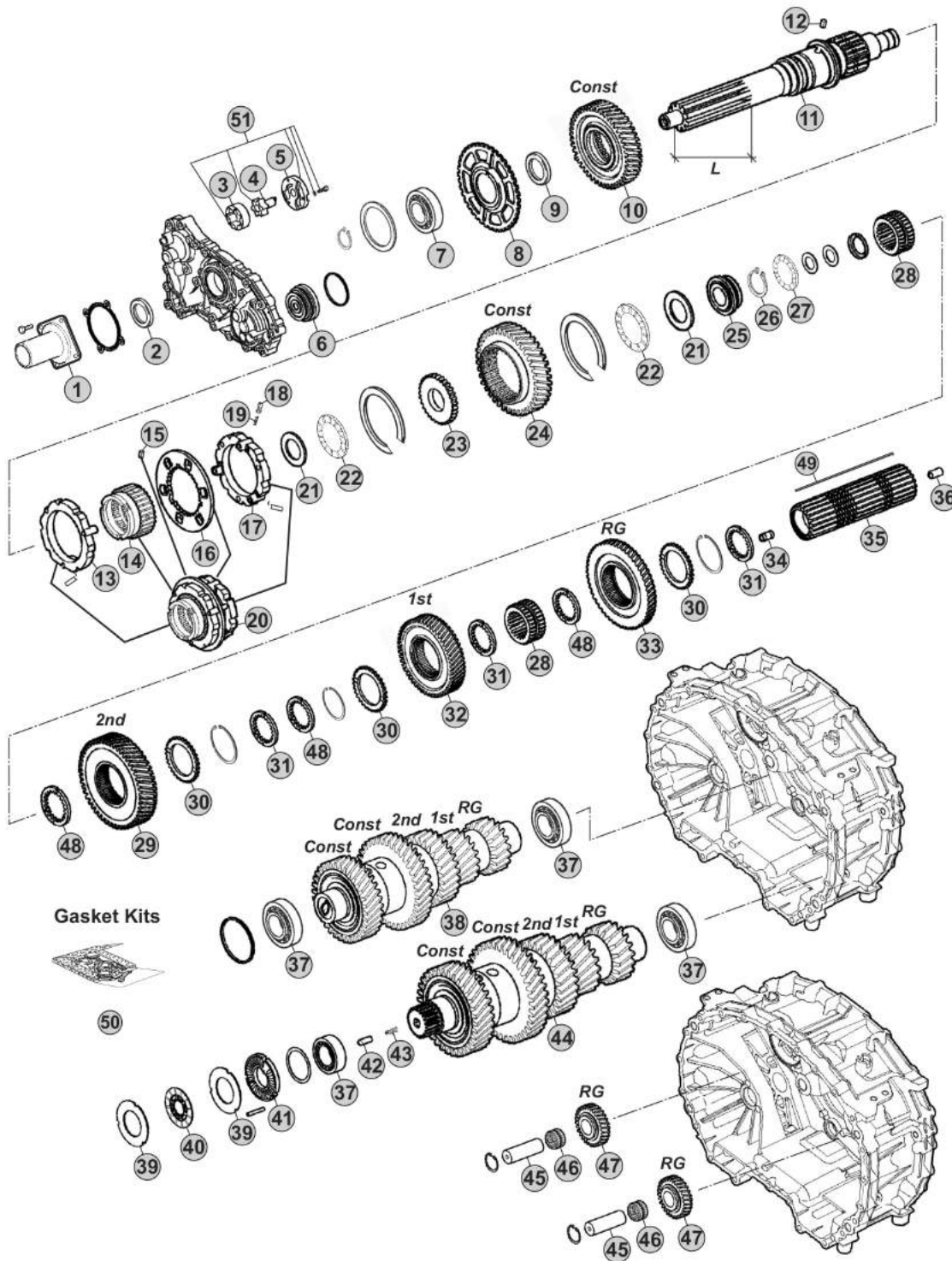
Notes

MODELS:

- AS TRONIC

VERSIONS:

- 12AS3140 (1329 xxx xxx)



Notes

12AS3140 R. 12,29-0,78

Our spare parts are not the originals but interchangeable with the originals ones. All original equipment manufacturers' numbers, pictures and models used in this catalogue are for reference only. Our products bear our trade-mark.

Our spare parts are not the originals but interchangeable with the originals ones. All original equipment manufacturers' numbers, pictures and models used in this catalogue are for reference only. Our products bear our trade-mark.

Fig.	CEI no.	ZF no.	Description	Q.ty	Notes	<i>12AS3140</i>			
44	190.549	1329 203 014	Countershaft Assy	1		●			
45	107.269	1328 305 007	Reverse Shaft	2		●			
46	137.808	0735 321 454	Needle Cage	2		●			
47	147.302	1328 305 014	Reverse Gear 29 T	2		●			
48	269.176	1314 304 008	Follower ring inner Th.7,00 mm	3		●			
48	269.354	1327 304 033	Spacer Th 7,05 mm	3		●			
48	269.355	1327 304 034	Spacer Th.7,10 mm	3		●			
48	269.356	1327 304 035	Spacer Th.7,15 mm	3		●			
48	269.357	1327 304 036	Spacer Th.7,20 mm	3		●			
49	189.736	1329 304 006	Key	1		●			
50	298.158	1327 298 001	Gasket Kit	1		●			
51	280.823	1314 202 055	Oil Pump Kit	1		●			

AS TRONIC
12AS3140

Date _____ *Notes* _____

06/2014

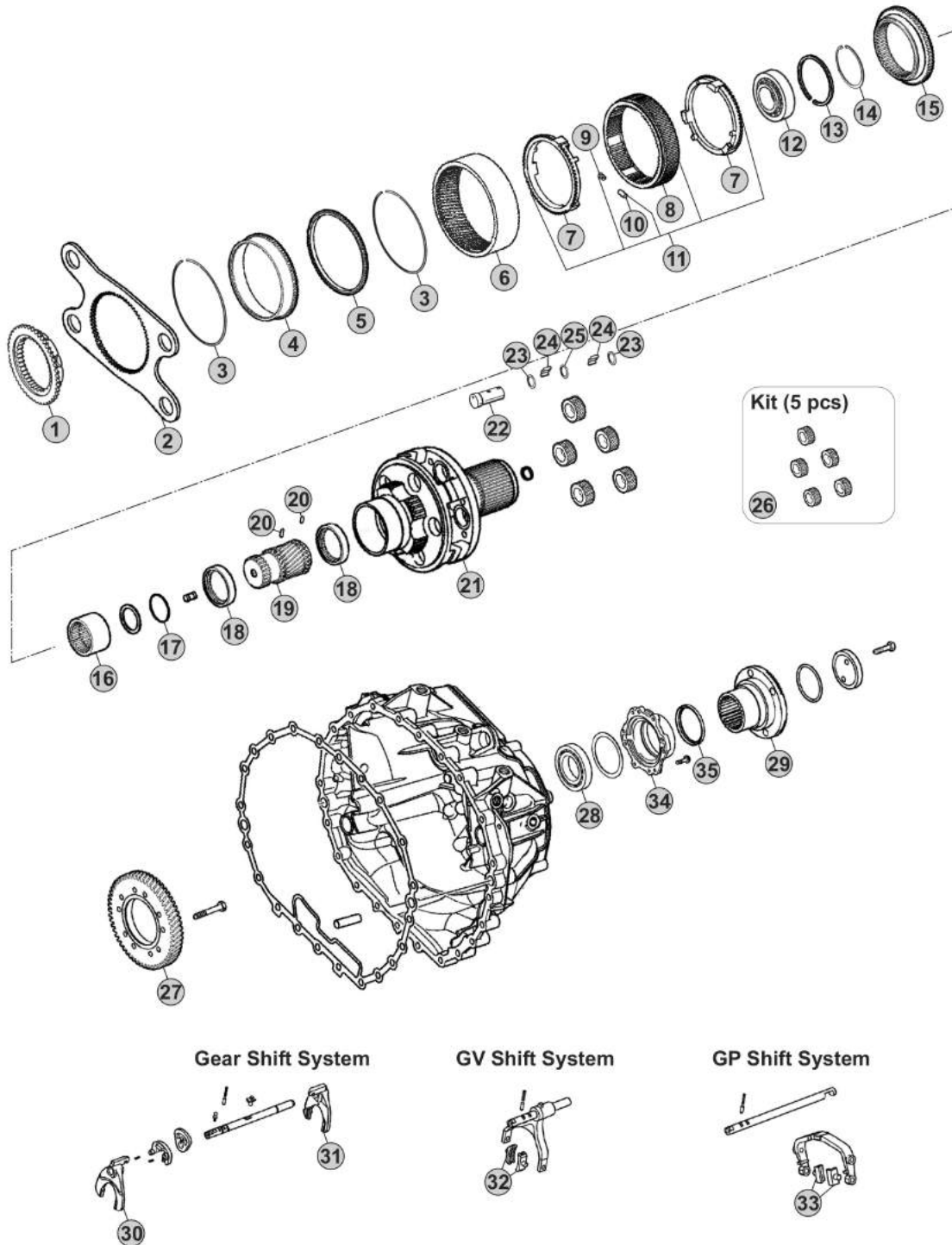


MODELS:

- AS TRONIC

VERSIONS:

- 12AS3140 (1329 xxx xxx)



Our spare parts are not the originals but interchangeable with the originals ones. All original equipment manufacturers' numbers, pictures and models used in this catalogue are for reference only. Our products bear our trade-mark.

Notes

12AS3140 R. 12,29-0,78

Our spare parts are not the originals but interchangeable with the originals ones. All original equipment manufacturers' numbers, pictures and models used in this catalogue are for reference only. Our products bear our trade-mark.

Fig.	CEI no.	ZF no.	Description	Q.ty	Notes	<i>12AS3140</i>			
1	109.748	1314 333 031	Synchronizer Cone	1		●			
2	298.146	1328 333 006	Flange GP	1		●			
3	111.373	0730 513 682	Retainer ring	2		●			
4	123.290	1328 332 024	Inside crown support 82 T	1		●			
5	119.274	1328 332 046	Synchronizer ring	1		●			
6	123.289	1328 332 045	Crown Gear 82 T	1		●			
7	119.269	1328 333 005	Synchronizer ring	2		●			
8	154.419	1328 333 003	Sliding Sleeve	1		●			
9	156.125	0732 040 929	Spring De.6x36	6		●			
10	171.069	0730 162 804	Cylinder roller	6		●			
11	298.894	1328 233 001	Synchro Kit	1		●			
12	130.981	0750 118 284	Bearing 100x130x30	1		●			
13	111.402	0630 513 139	Elastic Ring	1		●			
14	111.401	0730 513 745	Lock Ring A=2,50	1		●			
15	109.749	1328 333 009	Synchronizer Cone	1		●			
16	154.488	1328 304 068	Sliding Sleeve	1		●			
17	111.406	0630 502 218	Lock Ring 64x2	1		●			
18	269.794	1328 332 023	Pressure Disc	2		●			
19	157.744	1328 332 030	Sun Gear 23 T	1		●			
20	160.279	7636 038 103	Pin	2		●			
21	190.493	1328 232 016	Planetary Carrier	1	W/Retarder	●			
21	190.430	1328 232 011	Planetary Carrier	1	W/out Retarder	●			
22	107.236	1328 332 041	Planetary pin	5		●			
23	269.009	0730 109 323	Spacer Ring	10		●			
24	171.062	0750 119 116	Needle 10x16,80 (140 pcs)	140		●			
25	269.647	0730 109 640	Thrust Washer T.9,00 mm	5		●			
26	298.248	1328 232 006	Planetary Gear Set	1		●			
27	244.191	6085 301 217	Gear 57 T	1	W/Retarder	●			
28	130.245	0750 116 394	Bearing 90x160x30	1		●			
29	197.258	1314 332 054	Output Flange	1		●			
30		1329 306 008	Fork	1		●			
31		1329 306 007	Fork	1		●			
32	141.215	1328 312 005	Sliding Pad	2		●			
33	141.214	1328 334 004	Sliding Pad	2		●			
34	128.328	1328 331 002	Cover	1		●			
35	139.633	0734 319 459	Seal Ring	1		●			

AS TRONIC
12AS3140

Date 06/2014 Notes _____

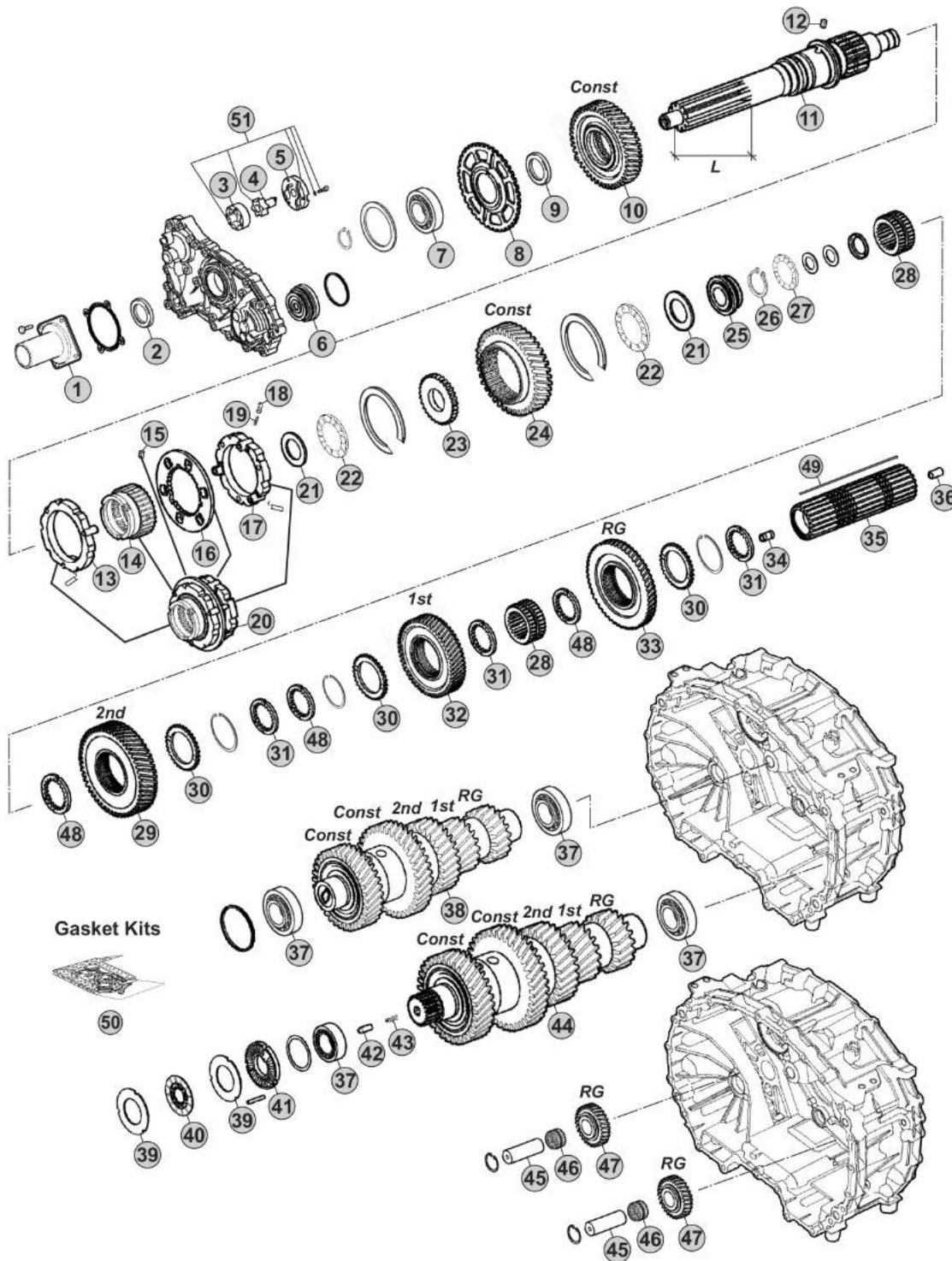


MODELS:

- AS TRONIC

VERSIONS:

- 12AS3141 (1329 xxx xxx)



Notes

12AS3141 R. 12,29-0,78

Our spare parts are not the originals but interchangeable with the originals ones. All original equipment manufacturers' numbers, pictures and models used in this catalogue are for reference only. Our products bear our trade-mark.

Our spare parts are not the originals but interchangeable with the originals ones. All original equipment manufacturers' numbers, pictures and models used in this catalogue are for reference only. Our products bear our trade-mark.

Fig.	CEI no.	ZF no.	Description	Q.ty	Notes	12AS3141			
1	128.327	1314 302 096	Front cover	1		●			
2	139.966	0750 111 348	Oil Seal 55x70x8	1		●			
3	189.678	1315 303 027	Rotor	1		●			
4	189.679	1314 202 039	Oil Pump Shaft	1		●			
5	189.728	1314 302 138	Oil Pump Cover	1		●			
6	188.272	1328 202 024	Piston	1		●			
7	130.823	0750 116 365	Bearing 65x120x23	1		●			
8	126.032	1328 302 024	Speedometer Gear	1		●			
9	269.320	0730 110 392	Thrust Washer	1		●			
10	244.308	1329 302 003	Constant Gear	1		●			
11	102.706	1329 302 010	Input Shaft	1		●			
12	160.261	1328 302 072	Lock Pin	1		●			
13	119.272	1328 202 042	Synchronizer Ring	1		●			
14	154.422	1328 302 064	Sliding Sleeve	1		●			
15	160.261	1328 302 072	Lock Pin	1		●			
16	135.189	1328 302 132	Plate	1		●			
17	119.273	1328 202 044	Synchronizer Ring	1		●			
18	171.063	0635 470 046	Needle	3		●			
19	156.037	0732 040 385	Outer Spring De.6x34	3		●			
20	196.371	1328 298 001	Synchronizer Assy	1		●			
21	269.322	0730 111 066	Washer	2		●			
22	137.316	0735 321 487	Needle 43x73x8	2		●			
23	269.205	1328 302 061	Washer	1		●			
24	244.305	1329 304 011	Constant Gear	1		●			
25	111.377	1328 302 075	Ring	1		●			
26	139.863	0730 513 641	Retaining Ring T.2,00	1		●			
27	137.376	0735 321 381	Needle 30x52x7,5 mm	1		●			
28	155.246	1328 304 064	Sliding Hub	2		●			
29	244.306	1329 304 010	Gear 2nd Speed	1		●			
30	269.175	1314 304 119	Follower ring outer	3		●			
31	269.176	1314 304 008	Follower ring inner Th.7,00 mm	3		●			
32	244.307	1329 304 007	Gear 1st Speed	1		●			
33	244.060	1328 304 061	Reverse Gear 50 T	1		●			
34	189.729	1314 304 097	Oil Tube	1		●			
35	103.304	1329 304 012	Main Shaft	1		●			
36	189.730	1314 332 043	Oil Tube	1		●			
37	130.993	0750 117 640	Bearing 50x90x28	4		●			
38	190.548	1329 203 013	Countershaft Assy	1		●			
39	269.178	1314 303 077	Clutch disc	4		●			
40	269.796	0501 214 822	Clutch Disc	2		●			
41	128.226	1328 302 118	Cover	1		●			
42	160.303	0731 208 242	Pin	1		●			
43	156.212	0732 042 766	Spring	1		●			

AS TRONIC
12AS3141

Date

06/2014

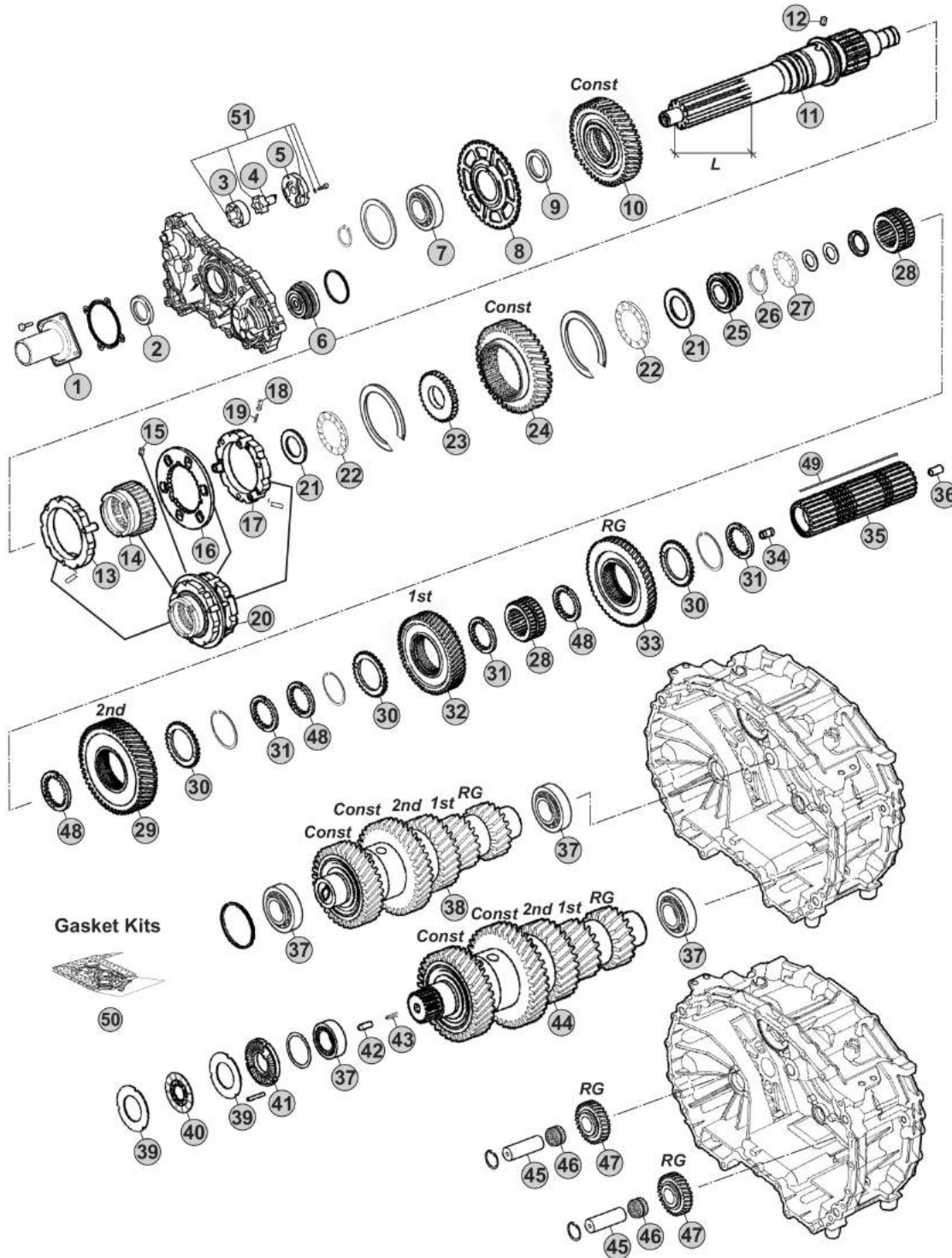
Notes

MODELS:

- AS TRONIC

VERSIONS:

- 12AS3141 (1329 xxx xxx)



Notes

12AS3141 R. 12,29-0,78

12A53141

Our spare parts are not the originals but interchangeable with the originals ones. All original equipment manufacturers' numbers, pictures and models used in this catalogue are for reference only. Our products bear our trade-mark.

Fig.	CEI no.	ZF no.	Description	Q.ty	Notes				
44	190.549	1329 203 014	Countershaft Assy	1		●			
45	107.269	1328 305 007	Reverse Shaft	2		●			
46	137.808	0735 321 454	Needle Cage	2		●			
47	147.302	1328 305 014	Reverse Gear 29 T	2		●			
48	269.176	1314 304 008	Follower ring inner Th.7,00 mm	3		●			
48	269.354	1327 304 033	Spacer Th 7,05 mm	3		●			
48	269.355	1327 304 034	Spacer Th.7,10 mm	3		●			
48	269.356	1327 304 035	Spacer Th.7,15 mm	3		●			
48	269.357	1327 304 036	Spacer Th.7,20 mm	3		●			
49	189.736	1329 304 006	Key	1		●			
50	298.158	1327 298 001	Gasket Kit	1		●			
51	280.823	1314 202 055	Oil Pump Kit	1		●			

AS TRONIC
12A53141

Date 06/2014 Notes _____

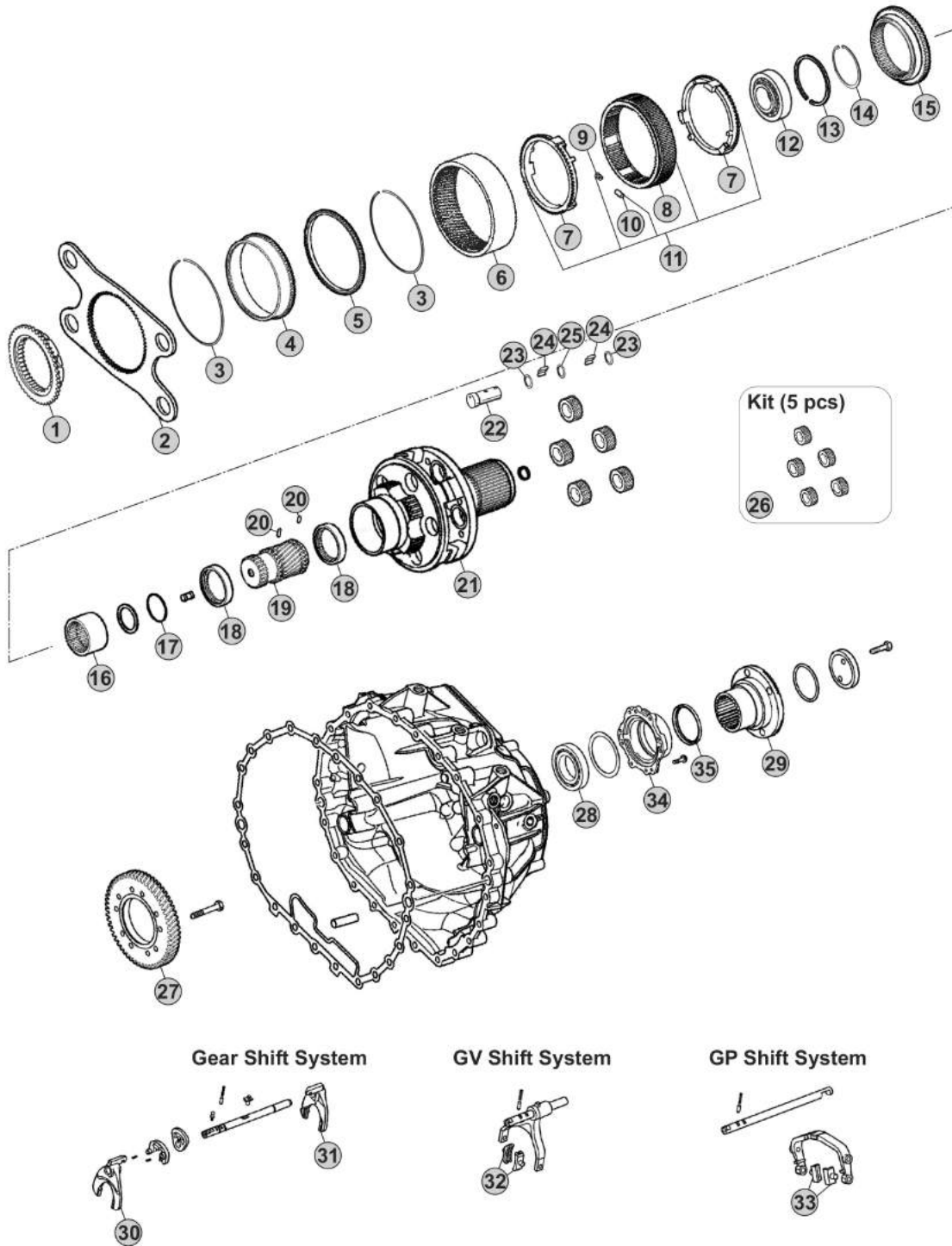


MODELS:

- AS TRONIC

VERSIONS:

- 12AS3141 (1329 xxx xxx)



Our spare parts are not the originals but interchangeable with the originals ones. All original equipment manufacturers' numbers, pictures and models used in this catalogue are for reference only. Our products bear our trade-mark.

Notes

12AS3141 R. 12,29-0,78

Our spare parts are not the originals but interchangeable with the originals ones. All original equipment manufacturers' numbers, pictures and models used in this catalogue are for reference only. Our products bear our trade-mark.

Fig.	CEI no.	ZF no.	Description	Q.ty	Notes	12AS3141			
1	109.748	1314 333 031	Synchronizer Cone	1		●			
2	298.146	1328 333 006	Flange GP	1		●			
3	111.373	0730 513 682	Retainer ring	2		●			
4	123.290	1328 332 024	Inside crown support 82 T	1		●			
5	119.274	1328 332 046	Synchronizer ring	1		●			
6	123.289	1328 332 045	Crown Gear 82 T	1		●			
7	119.269	1328 333 005	Synchronizer ring	2		●			
8	154.419	1328 333 003	Sliding Sleeve	1		●			
9	156.125	0732 040 929	Spring De.6x36	6		●			
10	171.069	0730 162 804	Cylinder roller	6		●			
11	298.894	1328 233 001	Synchro Kit	1		●			
12	130.981	0750 118 284	Bearing 100x130x30	1		●			
13	111.402	0630 513 139	Elastic Ring	1		●			
14	111.401	0730 513 745	Lock Ring A=2,50	1		●			
15	109.749	1328 333 009	Synchronizer Cone	1		●			
16	154.488	1328 304 068	Sliding Sleeve	1		●			
17	111.406	0630 502 218	Lock Ring 64x2	1		●			
18	269.794	1328 332 023	Pressure Disc	2		●			
19	157.744	1328 332 030	Sun Gear 23 T	1		●			
20	160.279	7636 038 103	Pin	2		●			
21	190.493	1328 232 016	Planetary Carrier	1	W/Retarder	●			
21	190.430	1328 232 011	Planetary Carrier	1	W/out Retarder	●			
22	107.236	1328 332 041	Planetary pin	5		●			
23	269.009	0730 109 323	Spacer Ring	10		●			
24	171.062	0750 119 116	Needle 10x16,80 (140 pcs)	140		●			
25	269.647	0730 109 640	Thrust Washer T.9,00 mm	5		●			
26	298.248	1328 232 006	Planetary Gear Set	1		●			
27	244.191	6085 301 217	Gear 57 T	1	W/Retarder	●			
28	130.245	0750 116 394	Bearing 90x160x30	1		●			
29	197.258	1314 332 054	Output Flange	1		●			
30		1329 306 008	Fork	1		●			
31		1329 306 007	Fork	1		●			
32	141.215	1328 312 005	Sliding Pad	2		●			
33	141.214	1328 334 004	Sliding Pad	2		●			
34	128.328	1328 331 002	Cover	1		●			
35	139.633	0734 319 459	Seal Ring	1		●			

AS TRONIC
12AS3141

Date 06/2014 Notes _____

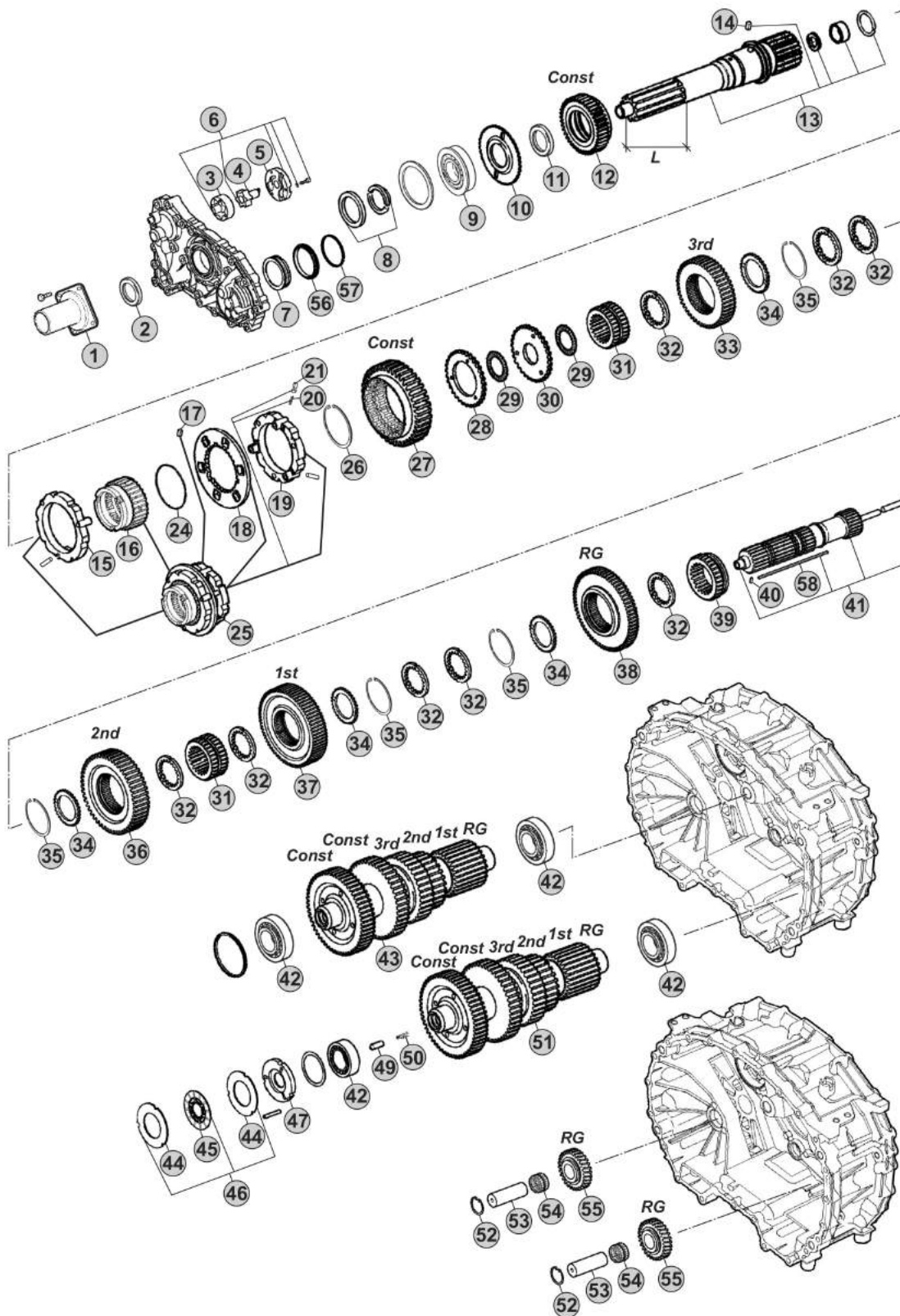


MODELS:

- AS TRONIC

VERSIONS:

- 16AS2200 (1314 xxx xxx)



Notes

16AS2200 R. 15,89-1,00

Our spare parts are not the originals but interchangeable with the originals ones. All original equipment manufacturers' numbers, pictures and models used in this catalogue are for reference only. Our products bear our trade-mark.

Fig.	CEI no.	ZF no.	Description	Q.ty	Notes	16AS2200				
1	128.327	1314 302 096	Front cover	1		●				
2	139.966	0750 111 348	Oil Seal 55x70x8	1		●				
3	189.678	1315 303 027	Rotor	1		●				
4	189.679	1314 202 039	Oil Pump Shaft	1		●				
5	189.728	1314 302 138	Oil Pump Cover	1		●				
6	280.823	1314 202 055	Oil Pump Kit	1		●				
7	188.273	1314 202 059	Piston	1		●				
8	111.428	1314 202 031	Elastic Ring	1		●				
9	130.823	0750 116 365	Bearing 65x120x23	1		●				
10	126.037	1314 302 184	Pulse disk	1		●				
11	269.320	0730 110 392	Thrust Washer	1		●				
12	244.309	1314 302 189	Constant Gear	1		●				
13	102.704	1314 202 085	Input Shaft	1		●				
13	102.707	1314 202 086	Input shaft	1		●				
14	160.304	1328 302 016	Pin	1		●				
15	119.272	1328 202 042	Synchronizer Ring	1		●				
16	154.506	1314 302 188	Sliding Sleeve	1		●				
17	160.304	1328 302 016	Pin	1		●				
18	135.189	1328 302 132	Plate	1		●				
19	119.286	1328 202 043	Synchronizer Ring	1		●				
20	156.037	0732 040 385	Outer Spring De.6x34	3		●				
21	171.063	0635 470 046	Needle	3		●				
24	111.432	0730 505 158	Retainer Ring	1		●				
25	298.363	1314 202 089	Synchro Kit	1		●				
26	139.967	0630 502 075	Seal Ring	1		●				
27	244.310	1314 304 148	Constant Gear	1		●				
28	269.797	1314 302 177	Washer	1		●				
29	137.397	0750 115 435	Needle Cage	2		●				
30	269.798	1314 302 179	Disk	1		●				
31	154.508	1314 304 138	Sliding Sleeve	2		●				
32	269.176	1314 304 008	Follower ring inner Th.7,00 mm	8		●				
33	244.311	1314 304 144	Gear 3rd Speed	1		●				
34	269.175	1314 304 119	Follower ring outer	4		●				
35	111.367	0730 513 973	Elastic Ring	4		●				
36	244.312	1314 304 145	Gear 2nd Speed	1		●				
37	244.313	1314 304 146	Gear 1st Speed	1		●				
38	244.302	1314 304 147	Reverse Gear	1		●				
39	154.507	1314 304 139	Sliding Sleeve	1		●				
40	160.305	0631 329 031	Pin	1		●				
41	103.305	1314 204 007	Main Shaft	1		●				
42	130.993	0750 117 640	Bearing 50x90x28	4		●				
43	190.550	1314 203 020	Countershaft Assy	1		●				
44	269.178	1314 303 077	Clutch disc	3		●				

AS TRONIC
16AS2200

Date

06/2014

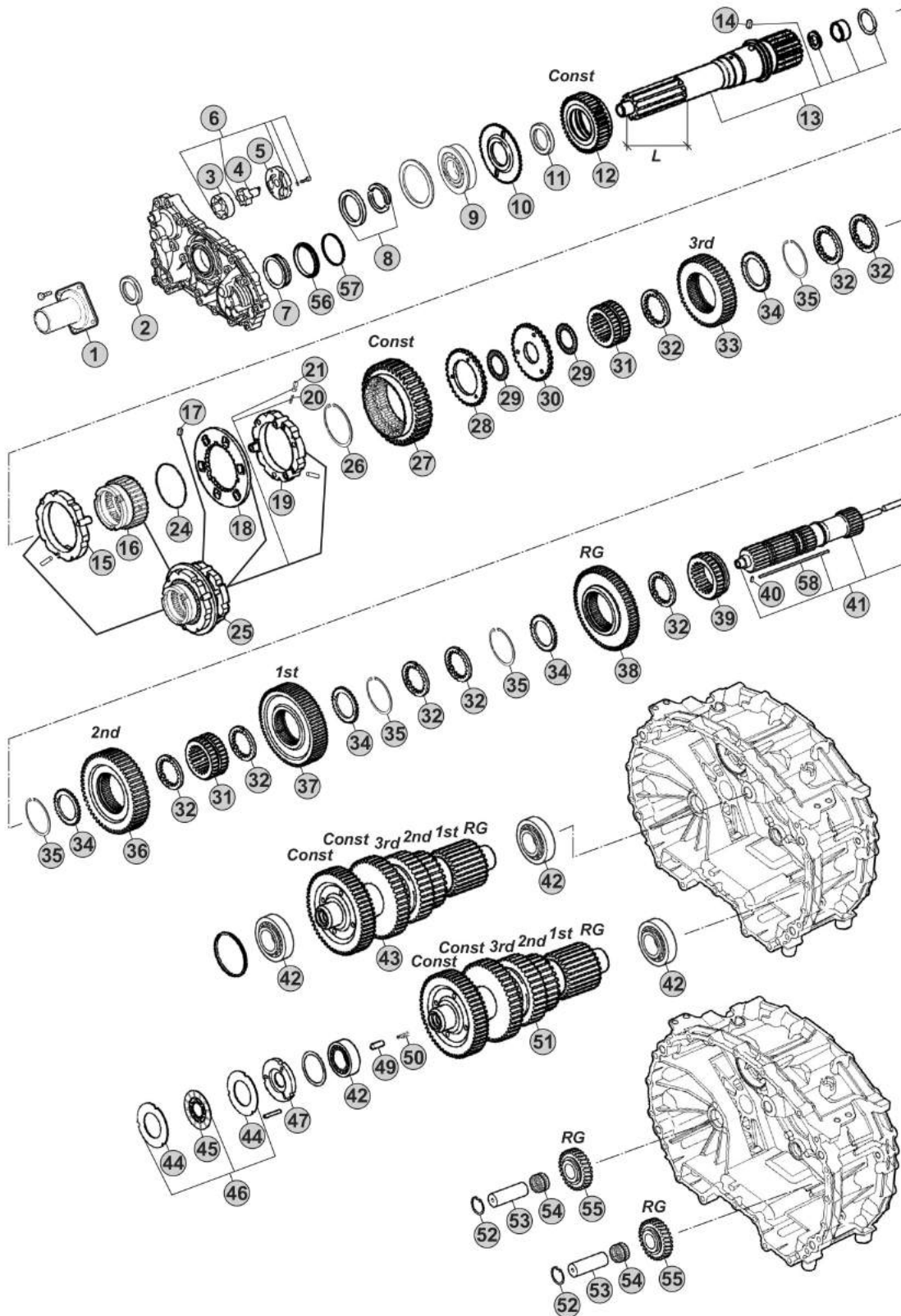
Notes

MODELS:

- AS TRONIC

VERSIONS:

- 16AS2200 (1314 xxx xxx)




Notes

16AS2200 R. 15,89-1,00

Our spare parts are not the originals but interchangeable with the originals ones. All original equipment manufacturers' numbers, pictures and models used in this catalogue are for reference only. Our products bear our trade-mark.

Fig.	CEI no.	ZF no.	Description	Q.ty	Notes	16AS2200				
45	269.793	0501 214 821	Clutch Disc	2	(20)	●				
45	269.796	0501 214 822	Clutch Disc	2	(21)	●				
46	269.801	1314 203 022	Clutch Disc Kit	1	(20)	●				
46	269.802	1314 203 019	Clutch Disc Kit	1	(21)	●				
47	128.329	1314 302 172	Cover	1		●				
49	160.307	1307 306 170	Pin	1		●				
50	156.213	0732 042 722	Spring	1		●				
51	190.551	1314 203 021	Countershaft Assy	1		●				
52	111.433	0630 502 022	Retainer Ring	2		●				
53	107.270	1314 305 011	Reverse Shaft	2		●				
54	137.808	0735 321 454	Needle Cage	2		●				
55	147.321	1314 305 016	Reverse Gear	2		●				
56	111.476	0501 316 720	Ring	1		●				
57	111.477	0750 112 096	Ring	1		●				
58	189.737	1314 304 063	Key	1		●				



Date 06/2014 **Notes** (20) To be coupled together (21) To be coupled together

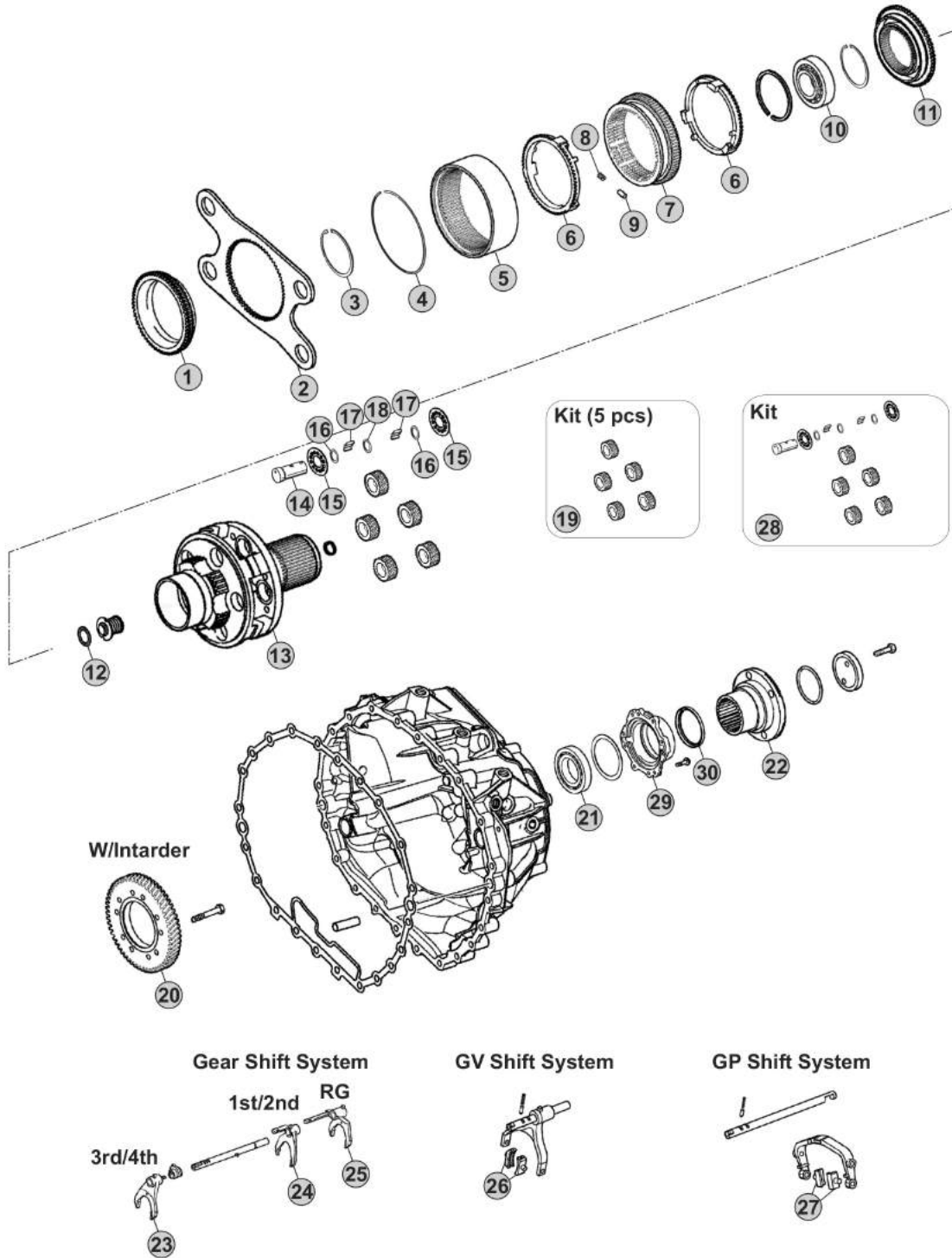


MODELS:

- AS TRONIC

VERSIONS:

- 16AS2200 (1314 xxx xxx)



Our spare parts are not the originals but interchangeable with the originals ones. All original equipment manufacturers' numbers, pictures and models used in this catalogue are for reference only. Our products bear our trade-mark.

Notes

16AS2200 R. 15,89-1,00

Our spare parts are not the originals but interchangeable with the originals ones. All original equipment manufacturers' numbers, pictures and models used in this catalogue are for reference only. Our products bear our trade-mark.

Fig.	CEI no.	ZF no.	Description	Q.ty	Notes	16AS2200			
1	109.748	1314 333 031	Synchronizer Cone	1		●			
2	135.267	1314 333 045	Flange GP	1		●			
3	111.429	0630 531 317	Retainer Ring	1		●			
4	111.430	0730 513 139	Elastic Ring	1		●			
5	123.330	1314 332 005	Crown Gear	1		●			
6	119.269	1328 333 005	Synchronizer ring	2		●			
7	154.509	1314 333 053	Sliding Sleeve	1		●			
8	156.125	0732 040 929	Spring De.6x36	6		●			
9	171.069	0730 162 804	Cylinder roller	6		●			
10	130.981	0750 118 284	Bearing 100x130x30	1		●			
11	109.866	1314 333 050	Synchronizer Cone	1		●			
12	137.397	0750 115 435	Needle Cage	1		●			
13	190.545	1314 232 020	Planetary Carrier	1	W/Retarder	●			
14	107.271	1314 332 022	Planetary pin	5		●			
15	269.799	1297 232 048	Thrust Washer	10		●			
16	169.744	0730 107 168	Spacer Ring	10		●			
17	171.062	0750 119 116	Needle 10x16,80 (140 pcs)	140		●			
18	269.800	0730 109 005	Thrust Washer	5		●			
19	298.365	1314 232 002	Planetary Gear Set	1		●			
20	244.303	6085 301 050	Retarder Gear	1		●			
21	130.245	0750 116 394	Bearing 90x160x30	1		●			
22	197.258	1314 332 054	Output Flange	1		●			
22		1348 332 002	Output Flange	1		●			
23		1314 306 070	Fork	1		●			
24		1314 306 069	Fork	1		●			
25		1314 306 071	Fork	1		●			
26	141.215	1328 312 005	Sliding Pad	2		●			
27	141.253	1314 334 003	Sliding Pad	2		●			
28	298.366	1314 232 016	Planetary Gear Set	1		●			
29	128.328	1328 331 002	Cover	1		●			
30	139.633	0734 319 459	Seal Ring	1		●			

AS TRONIC 16AS2200

Date _____ Notes _____

06/2014

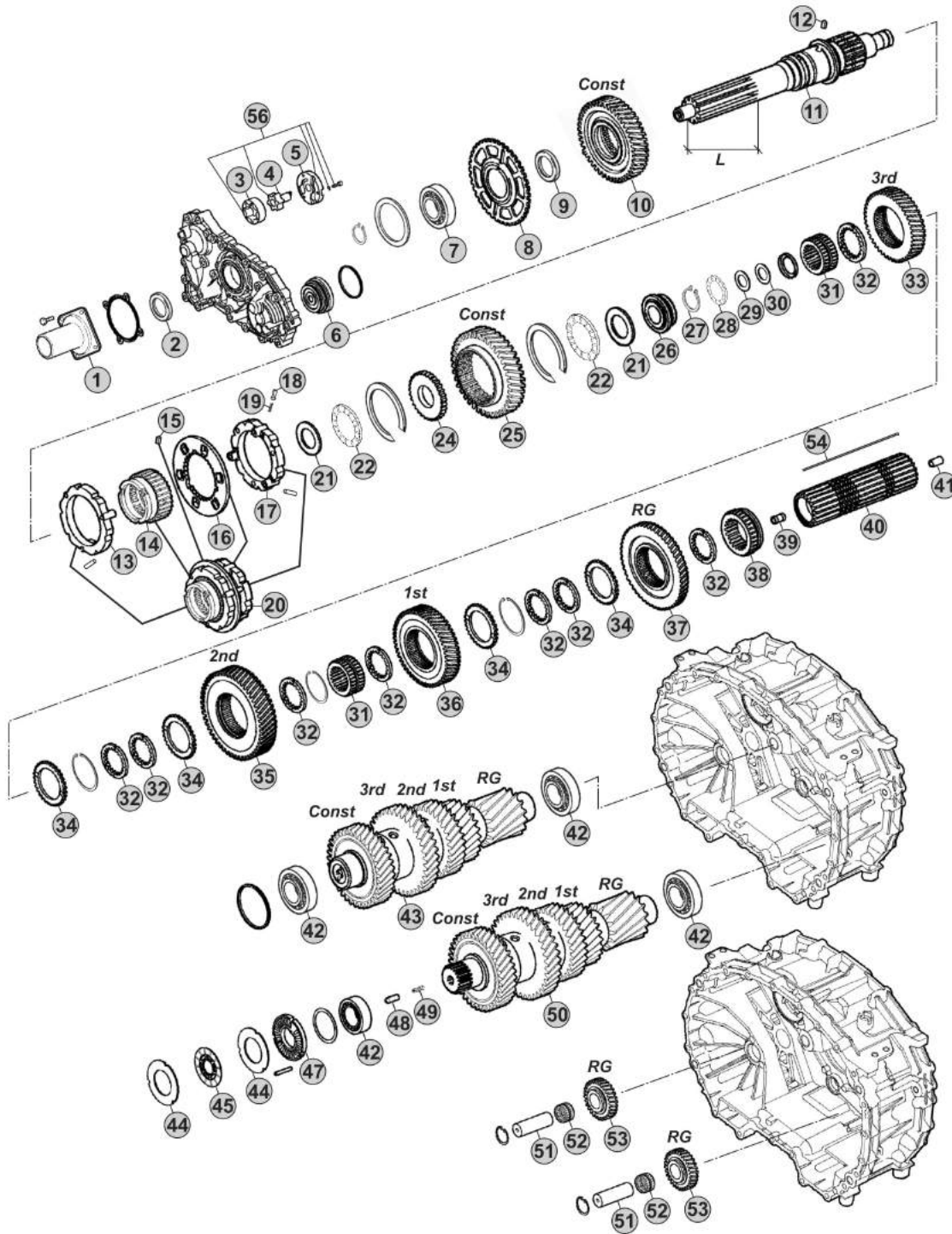


MODELS:

- AS TRONIC

VERSIONS:

- 16AS2230 (1328 xxx xxx)



Notes

16AS2230 R. 17,03-1,00

Our spare parts are not the originals but interchangeable with the originals ones. All original equipment manufacturers' numbers, pictures and models used in this catalogue are for reference only. Our products bear our trade-mark.

Our spare parts are not the originals but interchangeable with the originals ones. All original equipment manufacturers' numbers, pictures and models used in this catalogue are for reference only. Our products bear our trade-mark.

Fig.	CEI no.	ZF no.	Description	Q.ty	Notes	16AS2230			
1	128.327	1314 302 096	Front cover	1		●			
2	139.966	0750 111 348	Oil Seal 55x70x8	1		●			
3	189.678	1315 303 027	Rotor	1		●			
4	189.679	1314 202 039	Oil Pump Shaft	1		●			
5	189.728	1314 302 138	Oil Pump Cover	1		●			
6	188.272	1328 202 024	Piston	1		●			
7	130.823	0750 116 365	Bearing 65x120x23	1		●			
8	126.032	1328 302 024	Speedometer Gear	1		●			
9	269.320	0730 110 392	Thrust Washer	1		●			
10	244.178	1328 302 062	Gear 1st Speed 23 T	1		●			
11	103.220	1328 302 078	Input Shaft L=110 mm	1		●			
11	103.282	1328 302 077	Input Shaft L=116 mm	1		●			
12	160.261	1328 302 072	Lock Pin	1		●			
13	119.272	1328 202 042	Synchronizer Ring	1		●			
14	154.422	1328 302 064	Sliding Sleeve	1		●			
15	160.261	1328 302 072	Lock Pin	1		●			
16	135.189	1328 302 132	Plate	1		●			
17	119.286	1328 202 043	Synchronizer Ring	1		●			
18	156.037	0732 040 385	Outer Spring De.6x34	3		●			
19	171.063	0635 470 046	Needle	3		●			
20	196.374	1328 298 002	Synchronizer Assy	1		●			
21	269.322	0730 111 066	Washer	2		●			
22	137.316	0735 321 487	Needle 43x73x8	2		●			
24	269.205	1328 302 061	Washer	1		●			
25	244.024	1328 304 044	Gear 2nd Speed 34 T	1		●			
26	111.377	1328 302 075	Ring	1		●			
27	139.863	0730 513 641	Retaining Ring T.2,00	1		●			
28	137.376	0735 321 381	Needle 30x52x7,5 mm	1		●			
29	269.803	0730 109 641	Washer	1		●			
30	111.434	1328 202 038	Ring	1		●			
31	155.246	1328 304 064	Sliding Hub	2		●			
32	269.176	1314 304 008	Follower ring inner Th.7,00 mm	8		●			
33	244.180	1328 304 040	Gear 3rd Speed 42 T	1		●			
34	269.175	1314 304 119	Follower ring outer	4		●			
35	244.179	1328 304 018	Gear 2nd Speed 48 T	1		●			
36	244.059	1328 304 060	Gear 1st Speed 54 T	1		●			
37	244.060	1328 304 061	Reverse Gear 50 T	1		●			
38	154.507	1314 304 139	Sliding Sleeve	1		●			
39	189.729	1314 304 097	Oil Tube	1		●			
40	103.306	1328 304 063	Main Shaft	1		●			
41	189.730	1314 332 043	Oil Tube	1		●			
42	130.993	0750 117 640	Bearing 50x90x28	4		●			
43	190.479	1328 203 049	Countershaft Assy 19/25/32/37/42 T	1		●			

AS TRONIC
16AS2230

Date

06/2014

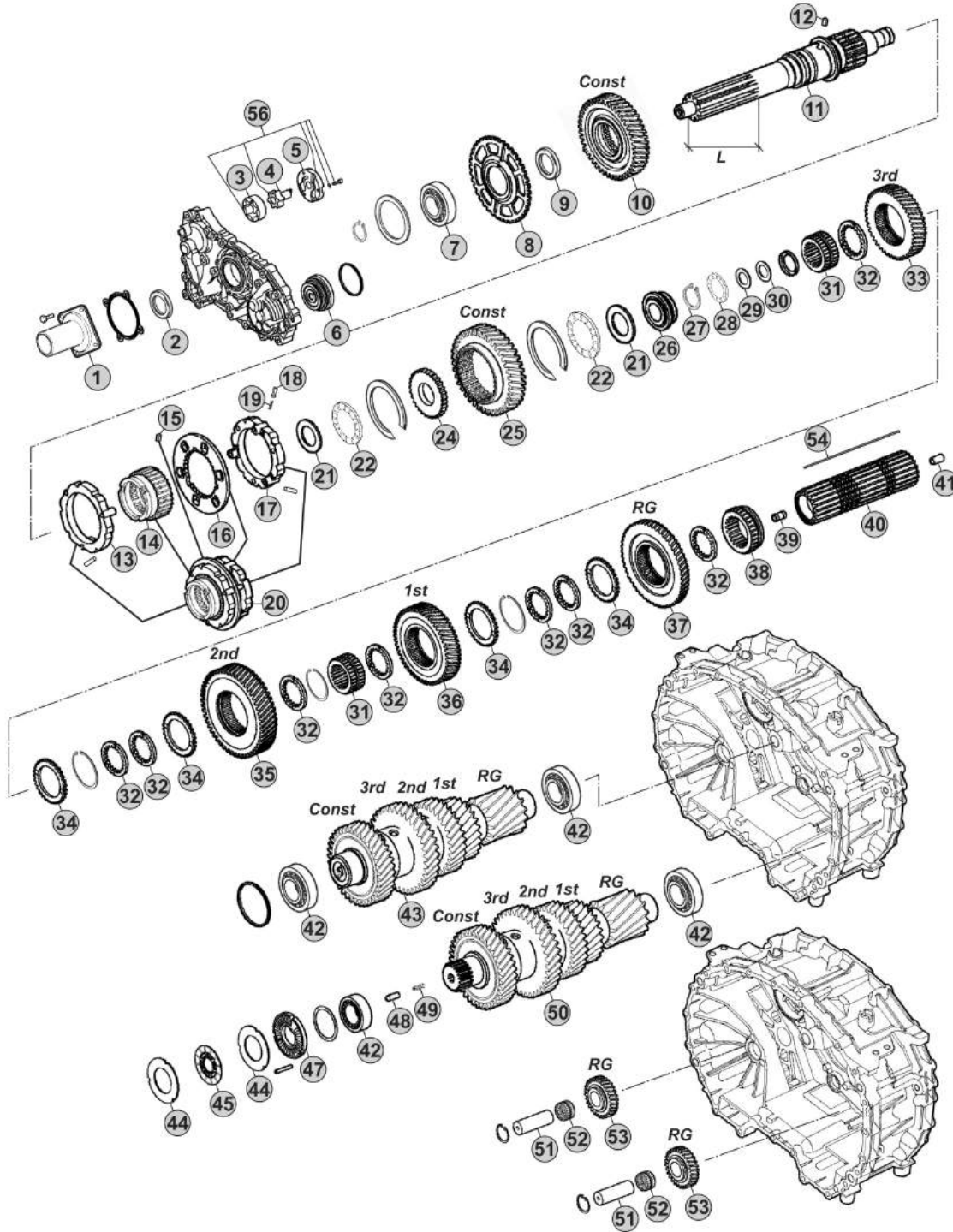
Notes

MODELS:

- AS TRONIC

VERSIONS:

- 16AS2230 (1328 xxx xxx)



Notes

16AS2230 R. 17,03-1,00

Our spare parts are not the originals but interchangeable with the originals ones. All original equipment manufacturers' numbers, pictures and models used in this catalogue are for reference only. Our products bear our trade-mark.

Our spare parts are not the originals but interchangeable with the originals ones. All original equipment manufacturers' numbers, pictures and models used in this catalogue are for reference only. Our products bear our trade-mark.

Fig.	CEI no.	ZF no.	Description	Q.ty	Notes	16AS2230				
44	269.178	1314 303 077	Clutch disc	4						
45	269.796	0501 214 822	Clutch Disc	2						
47	128.226	1328 302 118	Cover	1						
48	160.303	0731 208 242	Pin	1						
49	156.212	0732 042 766	Spring	1						
50	190.480	1328 203 051	Countershaft Assy 19/25/32/37/42 T	1						
51	107.269	1328 305 007	Reverse Shaft	2						
52	137.808	0735 321 454	Needle Cage	2						
53	147.302	1328 305 014	Reverse Gear 29 T	2						
54	189.653	1328 304 035	Key	1						
56	280.823	1314 202 055	Oil Pump Kit	1						

AS TRONIC
16AS2230

Date 06/2014 Notes _____

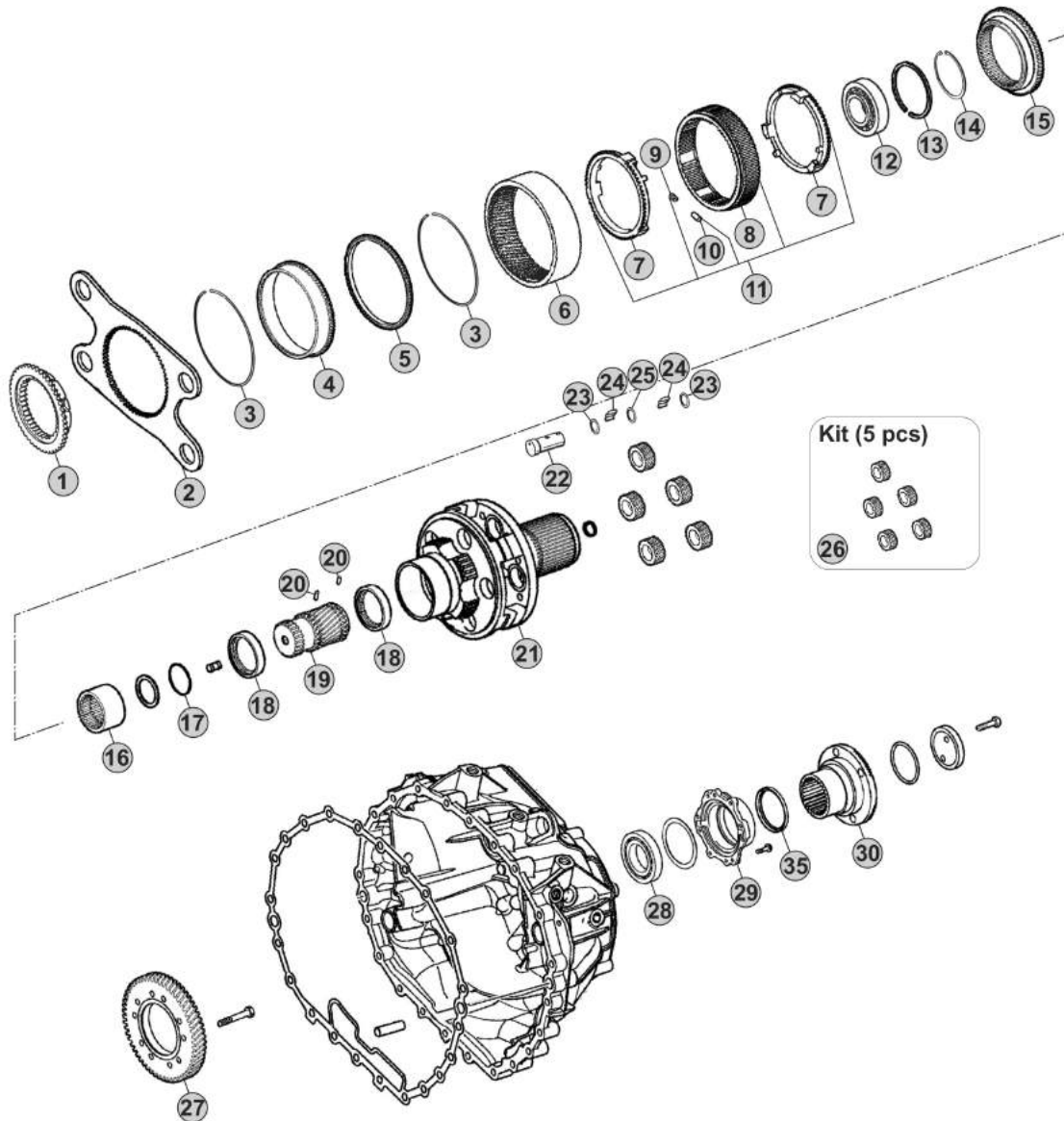


MODELS:

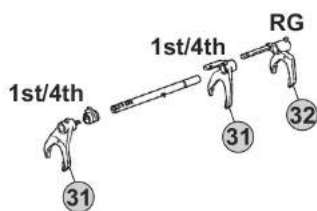
- AS TRONIC

VERSIONS:

- 16AS2230 (1328 xxx xxx)



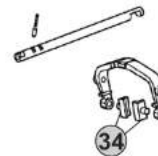
Gear Shift System



GV Shift System



GP Shift System



Notes

16AS2230 R. 17,03-1,00

Our spare parts are not the originals but interchangeable with the originals ones. All original equipment manufacturers' numbers, pictures and models used in this catalogue are for reference only. Our products bear our trade-mark.

Fig.	CEI no.	ZF no.	Description	Q.ty	Notes	16AS2230			
1	109.748	1314 333 031	Synchronizer Cone	1		●			
2	298.146	1328 333 006	Flange GP	1		●			
3	111.373	0730 513 682	Retainer ring	2		●			
4	123.290	1328 332 024	Inside crown support 82 T	1		●			
5	119.274	1328 332 046	Synchronizer ring	1		●			
6	123.289	1328 332 045	Crown Gear 82 T	1		●			
7	119.269	1328 333 005	Synchronizer ring	2		●			
8	154.419	1328 333 003	Sliding Sleeve	1		●			
9	156.125	0732 040 929	Spring De.6x36	6		●			
10	171.069	0730 162 804	Cylinder roller	6		●			
11	298.894	1328 233 001	Synchro Kit	1		●			
12	130.981	0750 118 284	Bearing 100x130x30	1		●			
13	111.402	0630 513 139	Elastic Ring	1		●			
14	111.401	0730 513 745	Lock Ring A=2,50	1		●			
15	109.749	1328 333 009	Synchronizer Cone	1		●			
16	154.488	1328 304 068	Sliding Sleeve	1		●			
17	111.406	0630 502 218	Lock Ring 64x2	1		●			
18	269.794	1328 332 023	Pressure Disc	2		●			
19	157.744	1328 332 030	Sun Gear 23 T	1		●			
20	160.279	7636 038 103	Pin	2		●			
21	190.430	1328 232 011	Planetary Carrier	1	W/out Retarder	●			
21	190.493	1328 232 016	Planetary Carrier	1	W/Retarder	●			
22	107.236	1328 332 041	Planetary pin	5		●			
23	269.009	0730 109 323	Spacer Ring	10		●			
24	171.062	0750 119 116	Needle 10x16,80 (140 pcs)	140		●			
25	269.647	0730 109 640	Thrust Washer T.9,00 mm	5		●			
26	298.248	1328 232 006	Planetary Gear Set	1		●			
27	244.191	6085 301 217	Gear 57 T	1	W/Retarder	●			
28	130.245	0750 116 394	Bearing 90x160x30	1		●			
29	128.328	1328 331 002	Cover	1	W/out Retarder	●			
30	197.258	1314 332 054	Output Flange	1		●			
31	141.227	1328 306 026	Fork	2		●			
32		1328 306 033	Fork	1		●			
33	141.215	1328 312 005	Sliding Pad	2		●			
34	141.214	1328 334 004	Sliding Pad	2		●			
35	139.633	0734 319 459	Seal Ring	1		●			

AS TRONIC
16AS2230

Date 06/2014 Notes _____

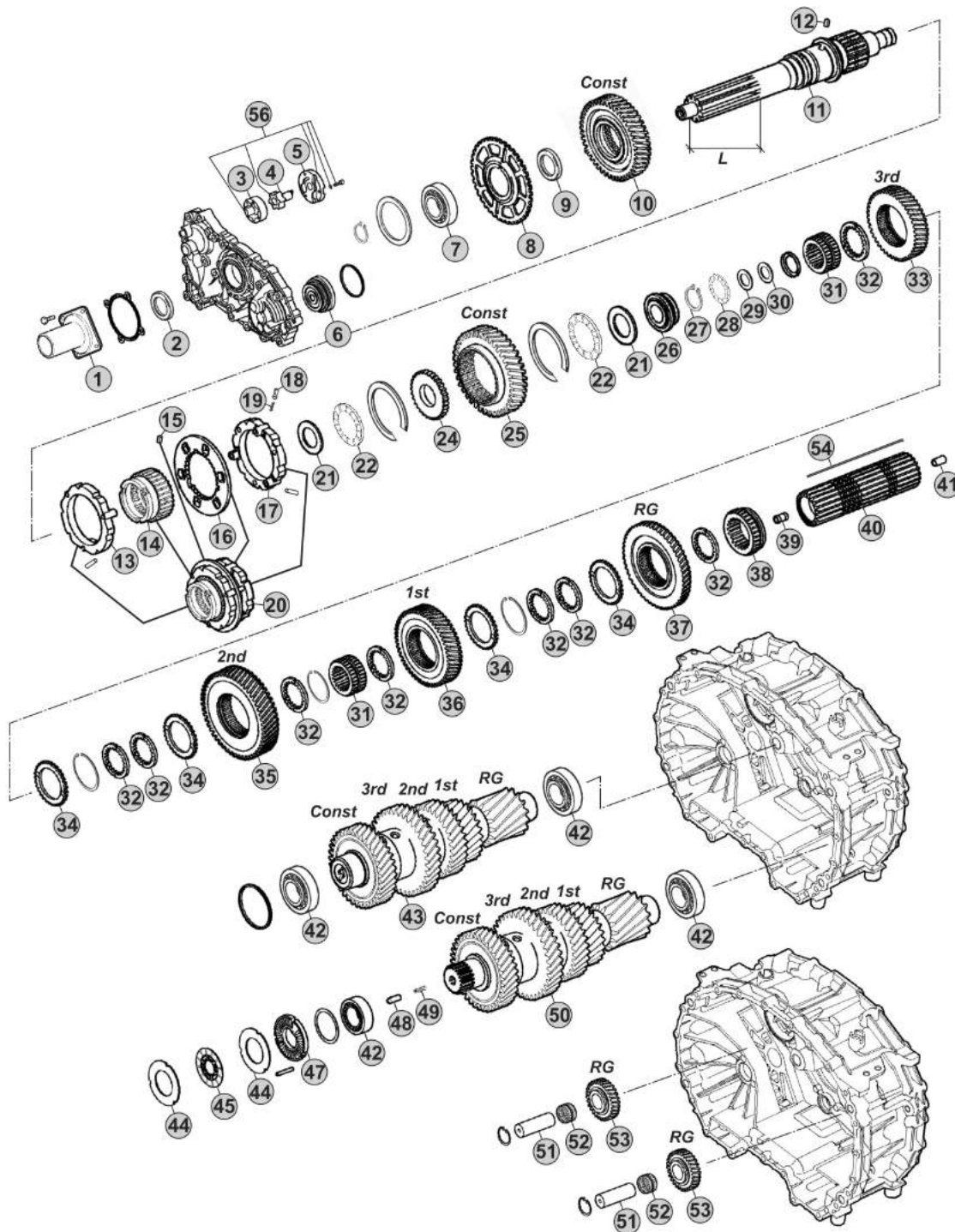


MODELS:

- AS TRONIC

VERSIONS:

- 16AS2231 (1328 xxx xxx)



Notes

16AS2231 R. 17,03-1,00

Our spare parts are not the originals but interchangeable with the originals ones. All original equipment manufacturers' numbers, pictures and models used in this catalogue are for reference only. Our products bear our trade-mark.

Fig.	CEI no.	ZF no.	Description	Q.ty	Notes	16AS2231			
1	128.327	1314 302 096	Front cover	1		●			
2	139.966	0750 111 348	Oil Seal 55x70x8	1		●			
3	189.678	1315 303 027	Rotor	1		●			
4	189.679	1314 202 039	Oil Pump Shaft	1		●			
5	189.728	1314 302 138	Oil Pump Cover	1		●			
6	188.272	1328 202 024	Piston	1		●			
7	130.823	0750 116 365	Bearing 65x120x23	1		●			
8	126.032	1328 302 024	Speedometer Gear	1		●			
9	269.320	0730 110 392	Thrust Washer	1		●			
10	244.178	1328 302 062	Gear 1st Speed 23 T	1		●			
11	103.220	1328 302 078	Input Shaft L=110 mm	1		●			
11	103.282	1328 302 077	Input Shaft L=116 mm	1		●			
12	160.261	1328 302 072	Lock Pin	1		●			
13	119.272	1328 202 042	Synchronizer Ring	1		●			
14	154.422	1328 302 064	Sliding Sleeve	1		●			
15	160.261	1328 302 072	Lock Pin	1		●			
16	135.189	1328 302 132	Plate	1		●			
17	119.286	1328 202 043	Synchronizer Ring	1		●			
18	156.037	0732 040 385	Outer Spring De.6x34	3		●			
19	171.063	0635 470 046	Needle	3		●			
20	196.374	1328 298 002	Synchronizer Assy	1		●			
21	269.322	0730 111 066	Washer	2		●			
22	137.316	0735 321 487	Needle 43x73x8	2		●			
24	269.205	1328 302 061	Washer	1		●			
25	244.024	1328 304 044	Gear 2nd Speed 34 T	1		●			
26	111.377	1328 302 075	Ring	1		●			
27	139.863	0730 513 641	Retaining Ring T.2,00	1		●			
28	137.376	0735 321 381	Needle 30x52x7,5 mm	1		●			
29	269.803	0730 109 641	Washer	1		●			
30	111.434	1328 202 038	Ring	1		●			
31	155.246	1328 304 064	Sliding Hub	2		●			
32	269.176	1314 304 008	Follower ring inner Th.7,00 mm	8		●			
33	244.180	1328 304 040	Gear 3rd Speed 42 T	1		●			
34	269.175	1314 304 119	Follower ring outer	4		●			
35	244.179	1328 304 018	Gear 2nd Speed 48 T	1		●			
36	244.059	1328 304 060	Gear 1st Speed 54 T	1		●			
37	244.060	1328 304 061	Reverse Gear 50 T	1		●			
38	154.507	1314 304 139	Sliding Sleeve	1		●			
39	189.729	1314 304 097	Oil Tube	1		●			
40	103.306	1328 304 063	Main Shaft	1		●			
41	189.730	1314 332 043	Oil Tube	1		●			
42	130.993	0750 117 640	Bearing 50x90x28	4		●			
43	190.479	1328 203 049	Countershaft Assy 19/25/32/37/42 T	1		●			

AS TRONIC
16AS2231

Date

06/2014

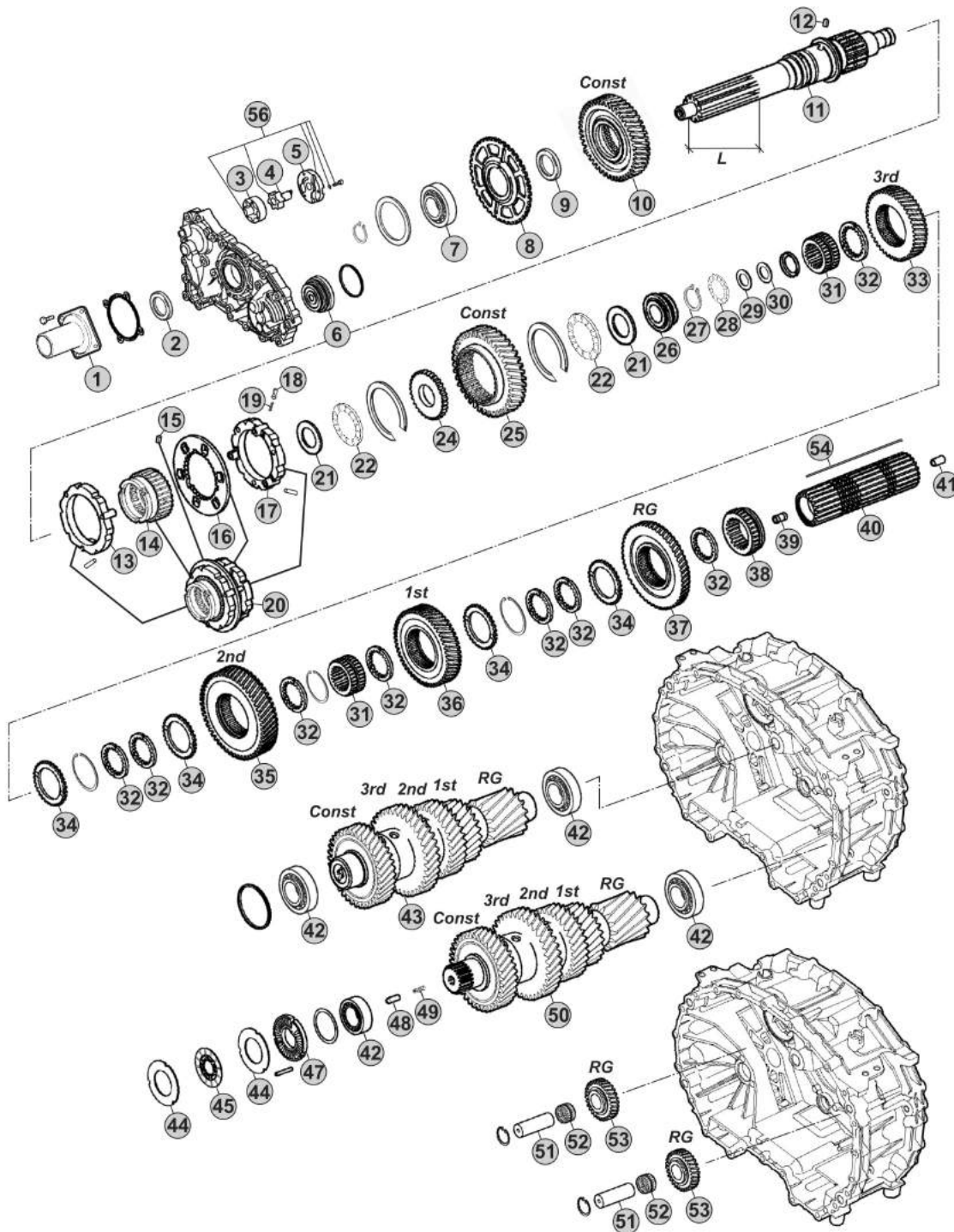
Notes

MODELS:

- AS TRONIC

VERSIONS:

- 16AS2231 (1328 xxx xxx)



Notes

16AS2231 R. 17,03-1,00

Our spare parts are not the originals but interchangeable with the originals ones. All original equipment manufacturers' numbers, pictures and models used in this catalogue are for reference only. Our products bear our trade-mark.

Fig.	CEI no.	ZF no.	Description	Q.ty	Notes	16AS2231				
44	269.178	1314 303 077	Clutch disc	4		●				
45	269.796	0501 214 822	Clutch Disc	2		●				
47	128.226	1328 302 118	Cover	1		●				
48	160.303	0731 208 242	Pin	1		●				
49	156.212	0732 042 766	Spring	1		●				
50	190.480	1328 203 051	Countershaft Assy 19/25/32/37/42 T	1		●				
51	107.269	1328 305 007	Reverse Shaft	2		●				
52	137.808	0735 321 454	Needle Cage	2		●				
53	147.302	1328 305 014	Reverse Gear 29 T	2		●				
54	189.653	1328 304 035	Key	1		●				
56	280.823	1314 202 055	Oil Pump Kit	1		●				

AS TRONIC
16AS2231

Date: 06/2014 Notes: _____

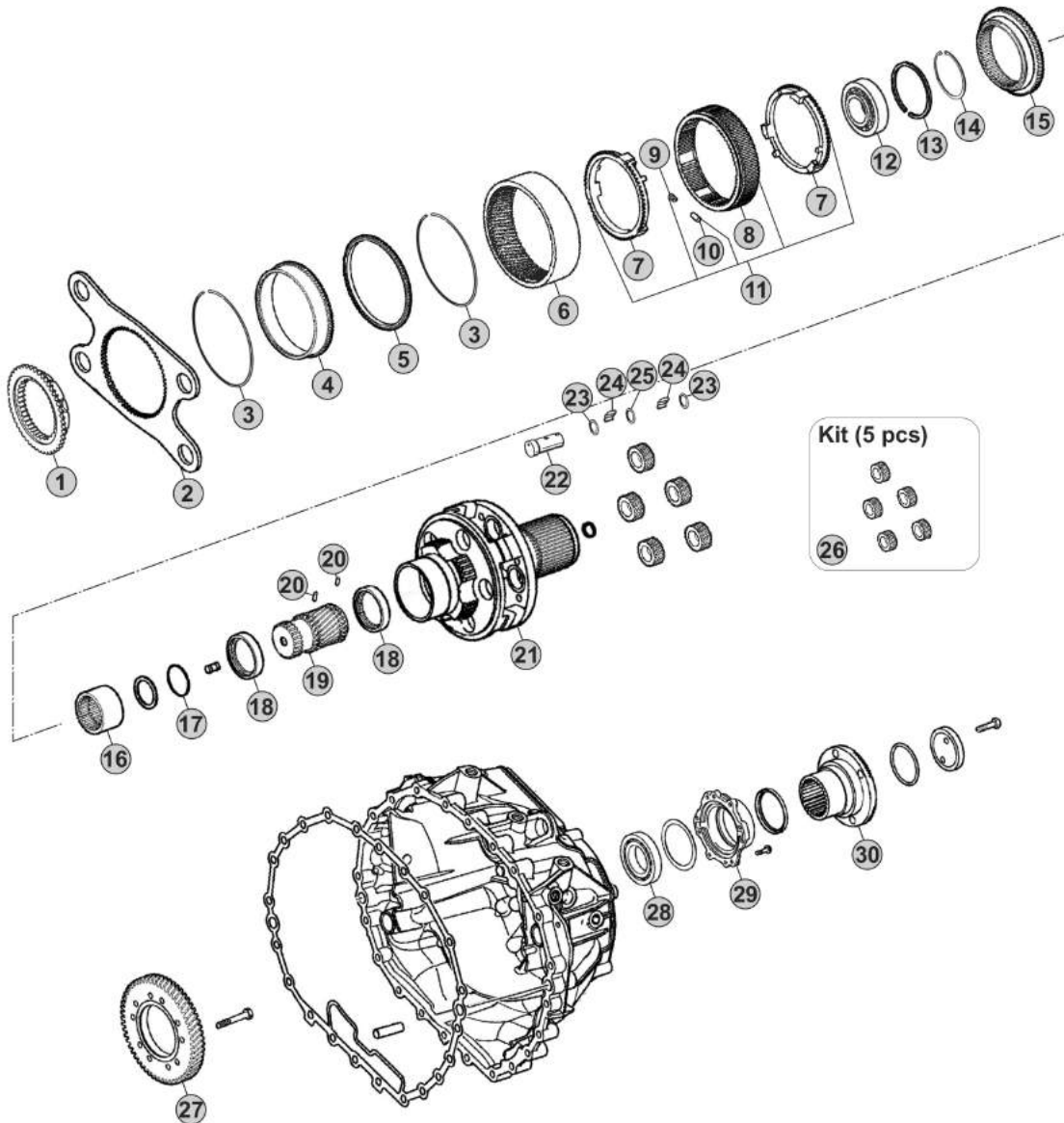


MODELS:

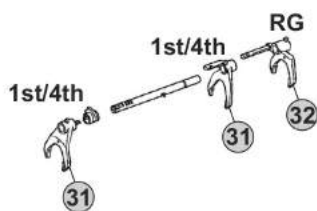
- AS TRONIC

VERSIONS:

- 16AS2231 (1328 xxx xxx)



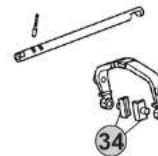
Gear Shift System



GV Shift System



GP Shift System



Notes

16AS2231 R. 17,03-1,00

Our spare parts are not the originals but interchangeable with the originals ones. All original equipment manufacturers' numbers, pictures and models used in this catalogue are for reference only. Our products bear our trade-mark.

Fig.	CEI no.	ZF no.	Description	Q.ty	Notes	16AS2231				
1	109.748	1314 333 031	Synchronizer Cone	1		●				
2	298.146	1328 333 006	Flange GP	1		●				
3	111.373	0730 513 682	Retainer ring	2		●				
4	123.290	1328 332 024	Inside crown support 82 T	1		●				
5	119.274	1328 332 046	Synchronizer ring	1		●				
6	123.289	1328 332 045	Crown Gear 82 T	1		●				
7	119.269	1328 333 005	Synchronizer ring	2		●				
8	154.419	1328 333 003	Sliding Sleeve	1		●				
9	156.125	0732 040 929	Spring De.6x36	6		●				
10	171.069	0730 162 804	Cylinder roller	6		●				
11	298.894	1328 233 001	Synchro Kit	1		●				
12	130.981	0750 118 284	Bearing 100x130x30	1		●				
13	111.402	0630 513 139	Elastic Ring	1		●				
14	111.401	0730 513 745	Lock Ring A=2,50	1		●				
15	109.749	1328 333 009	Synchronizer Cone	1		●				
16	154.488	1328 304 068	Sliding Sleeve	1		●				
17	111.406	0630 502 218	Lock Ring 64x2	1		●				
18	269.794	1328 332 023	Pressure Disc	2		●				
19	157.744	1328 332 030	Sun Gear 23 T	1		●				
20	160.279	7636 038 103	Pin	2		●				
21	190.430	1328 232 011	Planetary Carrier	1	W/out Retarder	●				
21	190.493	1328 232 016	Planetary Carrier	1	W/Retarder	●				
22	107.236	1328 332 041	Planetary pin	5		●				
23	269.009	0730 109 323	Spacer Ring	10		●				
24	171.062	0750 119 116	Needle 10x16,80 (140 pcs)	140		●				
25	269.647	0730 109 640	Thrust Washer T.9,00 mm	5		●				
26	298.248	1328 232 006	Planetary Gear Set	1		●				
27	244.191	6085 301 217	Gear 57 T	1	W/Retarder	●				
28	130.245	0750 116 394	Bearing 90x160x30	1		●				
29	128.328	1328 331 002	Cover	1	W/out Retarder	●				
30	197.258	1314 332 054	Output Flange	1		●				
31	141.227	1328 306 026	Fork	2		●				
32		1328 306 033	Fork	1		●				
33	141.215	1328 312 005	Sliding Pad	2		●				
34	141.214	1328 334 004	Sliding Pad	2		●				

AS TRONIC
16AS2231

Date _____ Notes _____
06/2014

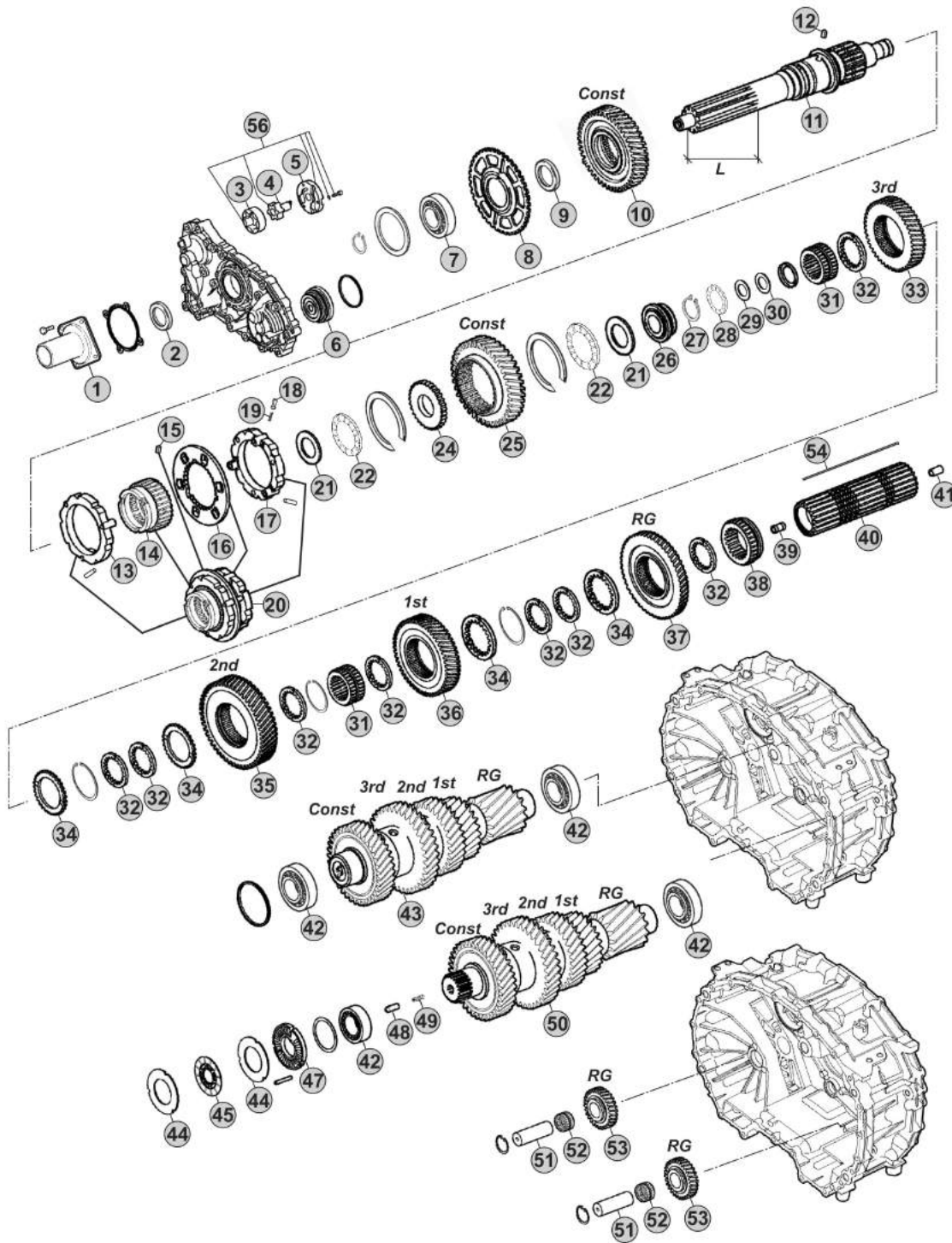


MODELS:

- AS TRONIC

VERSIONS:

- 16AS2601 (1328 xxx xxx)



Notes

- (A) R. 14,12-0,83
- (B) R. 17,03-1,00

Our spare parts are not the originals but interchangeable with the originals ones. All original equipment manufacturers' numbers, pictures and models used in this catalogue are for reference only. Our products bear our trade-mark.

Fig.	CEI no.	ZF no.	Description	Q.ty	Notes	16AS2601			
1	128.327	1314 302 096	Front cover	1		●			
2	139.966	0750 111 348	Oil Seal 55x70x8	1		●			
3	189.678	1315 303 027	Rotor	1		●			
4	189.679	1314 202 039	Oil Pump Shaft	1		●			
5	189.728	1314 302 138	Oil Pump Cover	1		●			
6	188.272	1328 202 024	Piston	1		●			
7	130.823	0750 116 365	Bearing 65x120x23	1		●			
8	126.032	1328 302 024	Speedometer Gear	1		●			
9	269.320	0730 110 392	Thrust Washer	1		●			
10	244.023	1328 302 063	Gear 1st Speed 40/31 T	1	A	●			
10	244.178	1328 302 062	Gear 1st Speed 23 T	1	B	●			
11	102.708	1328 302 079	Input Shaft	1	(20)	●			
11	103.220	1328 302 078	Input Shaft L=110 mm	1	(21)	●			
11	103.282	1328 302 077	Input Shaft L=116 mm	1	(21)	●			
12	160.261	1328 302 072	Lock Pin	1		●			
13	119.272	1328 202 042	Synchronizer Ring	1		●			
14	154.422	1328 302 064	Sliding Sleeve	1		●			
15	160.261	1328 302 072	Lock Pin	1		●			
16	135.189	1328 302 132	Plate	1		●			
17	119.273	1328 202 044	Synchronizer Ring	1	A	●			
17	119.286	1328 202 043	Synchronizer Ring	1	B	●			
18	156.037	0732 040 385	Outer Spring De.6x34	3		●			
19	171.063	0635 470 046	Needle	3		●			
20	196.371	1328 298 001	Synchronizer Assy	1	A	●			
20	196.374	1328 298 002	Synchronizer Assy	1	B	●			
21	269.804	0730 112 709	Washer	2	(20)	●			
21	269.322	0730 111 066	Washer	2	(21)	●			
22	137.316	0735 321 487	Needle 43x73x8	2		●			
24	269.805	1328 302 128	Disk	1	(20)	●			
24	269.205	1328 302 061	Washer	1	(21)	●			
25	244.024	1328 304 044	Gear 2nd Speed 34 T	1		●			
26	111.377	1328 302 075	Ring	1		●			
27	139.863	0730 513 641	Retaining Ring T.2,00	1		●			
28	137.376	0735 321 381	Needle 30x52x7,5 mm	1		●			
29	269.803	0730 109 641	Washer	1		●			
30	111.434	1328 202 038	Ring	1		●			
31	155.246	1328 304 064	Sliding Hub	2		●			
32	269.176	1314 304 008	Follower ring inner Th.7,00 mm	8		●			
33	244.180	1328 304 040	Gear 3rd Speed 42 T	1		●			
34	269.175	1314 304 119	Follower ring outer	4		●			
35	244.179	1328 304 018	Gear 2nd Speed 48 T	1		●			
36	244.059	1328 304 060	Gear 1st Speed 54 T	1		●			
37	244.060	1328 304 061	Reverse Gear 50 T	1		●			

AS TRONIC
16AS2601

Date

06/2014

Notes

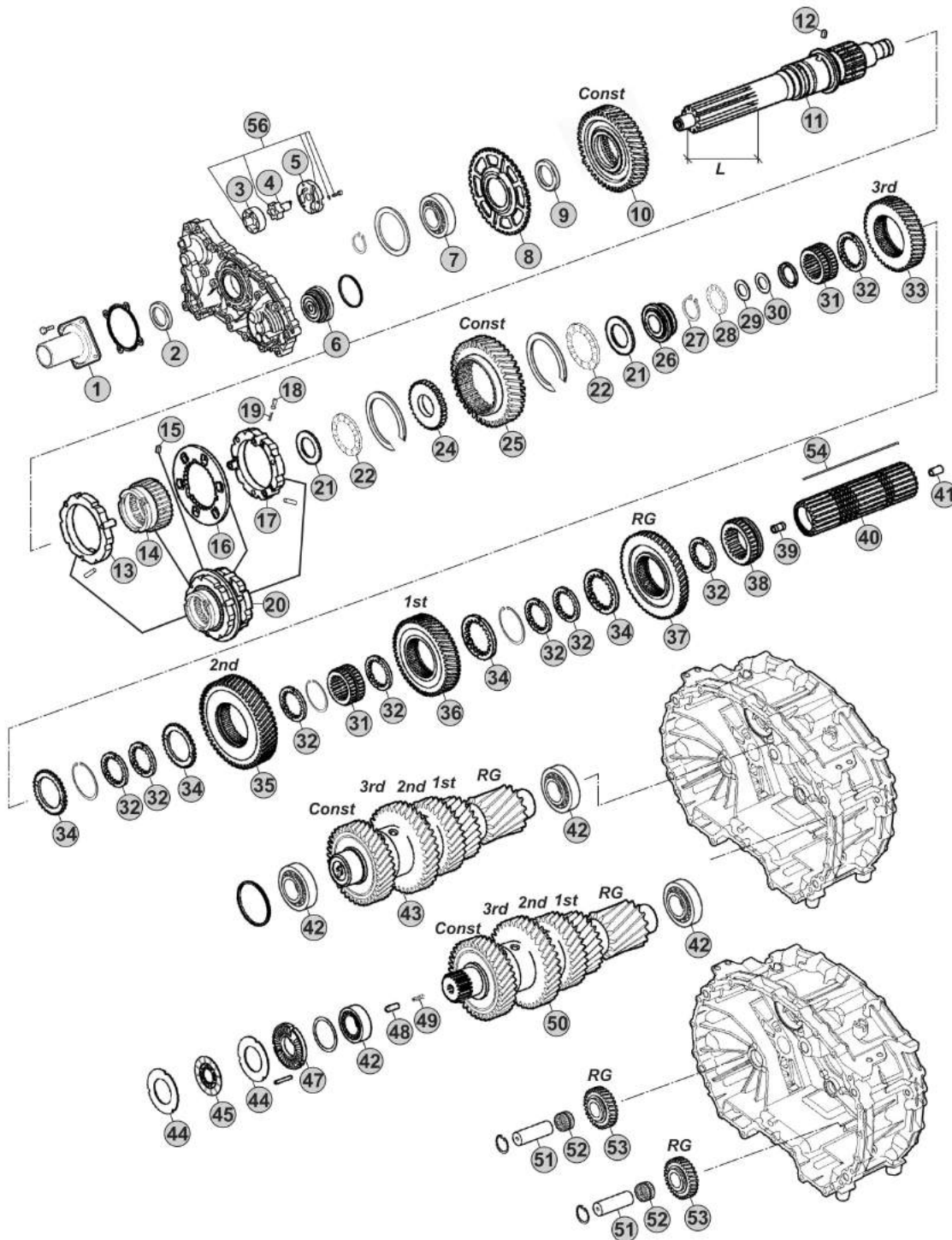
(20) To be coupled together
(21) To be coupled together

MODELS:

- AS TRONIC

VERSIONS:

- 16AS2601 (1328 xxx xxx)



Notes

(A) R. 14,12-0,83

(B) R. 17,03-1,00

Our spare parts are not the originals but interchangeable with the originals ones. All original equipment manufacturers' numbers, pictures and models used in this catalogue are for reference only. Our products bear our trade-mark.

Fig.	CEI no.	ZF no.	Description	Q.ty	Notes	16AS2601				
38	154.507	1314 304 139	Sliding Sleeve	1		●				
39	189.729	1314 304 097	Oil Tube	1		●				
40	103.306	1328 304 063	Main Shaft	1		●				
41	189.730	1314 332 043	Oil Tube	1		●				
42	130.993	0750 117 640	Bearing 50x90x28	4		●				
43	190.432	1328 203 050	Countershaft Compl.	1	A	●				
43	190.479	1328 203 049	Countershaft Assy 19/25/32/37/42 T	1	B	●				
44	269.178	1314 303 077	Clutch disc	4		●				
45	269.796	0501 214 822	Clutch Disc	2		●				
47	128.226	1328 302 118	Cover	1		●				
48	160.303	0731 208 242	Pin	1		●				
49	156.212	0732 042 766	Spring	1		●				
50	190.431	1328 203 052	Countershaft Compl.	1	A	●				
50	190.480	1328 203 051	Countershaft Assy 19/25/32/37/42 T	1	B	●				
51	107.269	1328 305 007	Reverse Shaft	2		●				
52	137.808	0735 321 454	Needle Cage	2		●				
53	147.302	1328 305 014	Reverse Gear 29 T	2		●				
54	189.653	1328 304 035	Key	1		●				
56	280.823	1314 202 055	Oil Pump Kit	1		●				

 AS TRONIC
16AS2601

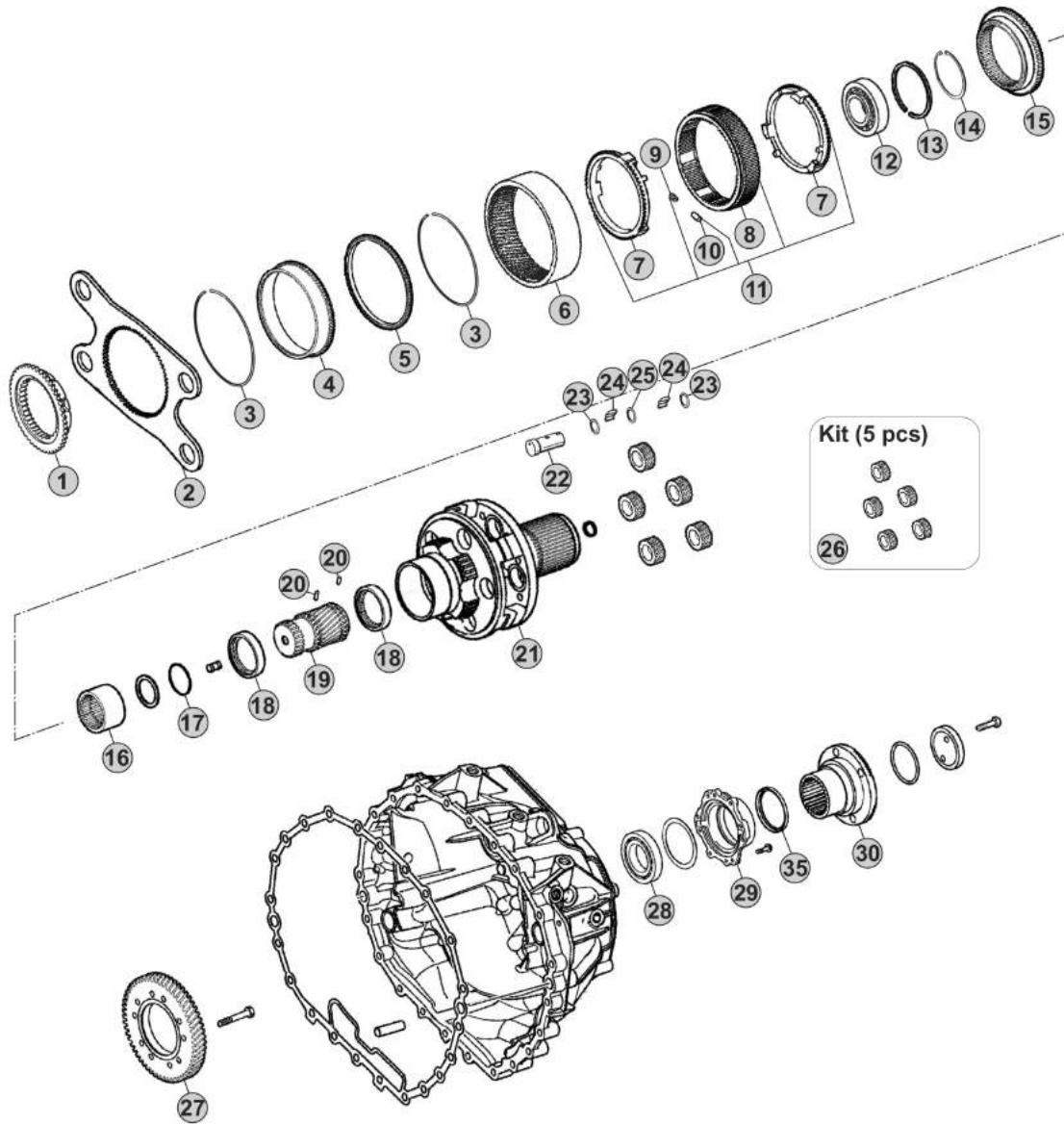
Date 06/2014 Notes _____

MODELS:

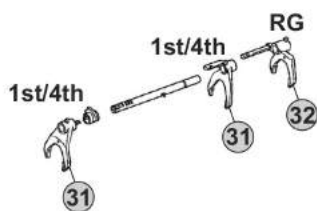
- AS TRONIC

VERSIONS:

- 16AS2601 (1328 xxx xxx)



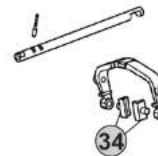
Gear Shift System



GV Shift System



GP Shift System



Notes

Our spare parts are not the originals but interchangeable with the originals ones. All original equipment manufacturers' numbers, pictures and models used in this catalogue are for reference only. Our products bear our trade-mark.

Fig.	CEI no.	ZF no.	Description	Q.ty	Notes	16AS2601				
1	109.748	1314 333 031	Synchronizer Cone	1		●				
2	298.146	1328 333 006	Flange GP	1		●				
3	111.373	0730 513 682	Retainer ring	2		●				
4	123.290	1328 332 024	Inside crown support 82 T	1		●				
5	119.274	1328 332 046	Synchronizer ring	1		●				
6	123.289	1328 332 045	Crown Gear 82 T	1		●				
7	119.269	1328 333 005	Synchronizer ring	2		●				
8	154.419	1328 333 003	Sliding Sleeve	1		●				
9	156.125	0732 040 929	Spring De.6x36	6		●				
10	171.069	0730 162 804	Cylinder roller	6		●				
11	298.894	1328 233 001	Synchro Kit	1		●				
12	130.981	0750 118 284	Bearing 100x130x30	1		●				
13	111.402	0630 513 139	Elastic Ring	1		●				
14	111.401	0730 513 745	Lock Ring A=2,50	1		●				
15	109.749	1328 333 009	Synchronizer Cone	1		●				
16	154.488	1328 304 068	Sliding Sleeve	1		●				
17	111.406	0630 502 218	Lock Ring 64x2	1		●				
18	269.794	1328 332 023	Pressure Disc	2		●				
19	157.744	1328 332 030	Sun Gear 23 T	1		●				
20	160.279	7636 038 103	Pin	2		●				
21	190.430	1328 232 011	Planetary Carrier	1	W/out Retarder	●				
21	190.493	1328 232 016	Planetary Carrier	1	W/Retarder	●				
22	107.236	1328 332 041	Planetary pin	5		●				
23	269.009	0730 109 323	Spacer Ring	10		●				
24	171.062	0750 119 116	Needle 10x16,80 (140 pcs)	140		●				
25	269.647	0730 109 640	Thrust Washer T.9,00 mm	5		●				
26	298.248	1328 232 006	Planetary Gear Set	1		●				
27	244.191	6085 301 217	Gear 57 T	1	W/Retarder	●				
28	130.245	0750 116 394	Bearing 90x160x30	1		●				
29	128.328	1328 331 002	Cover	1	W/out Retarder	●				
30	197.258	1314 332 054	Output Flange	1		●				
31	141.227	1328 306 026	Fork	2		●				
32		1328 306 033	Fork	1		●				
33	141.215	1328 312 005	Sliding Pad	2		●				
34	141.214	1328 334 004	Sliding Pad	2		●				
35	139.633	0734 319 459	Seal Ring	1		●				

AS TRONIC
16AS2601

Date _____ Notes _____

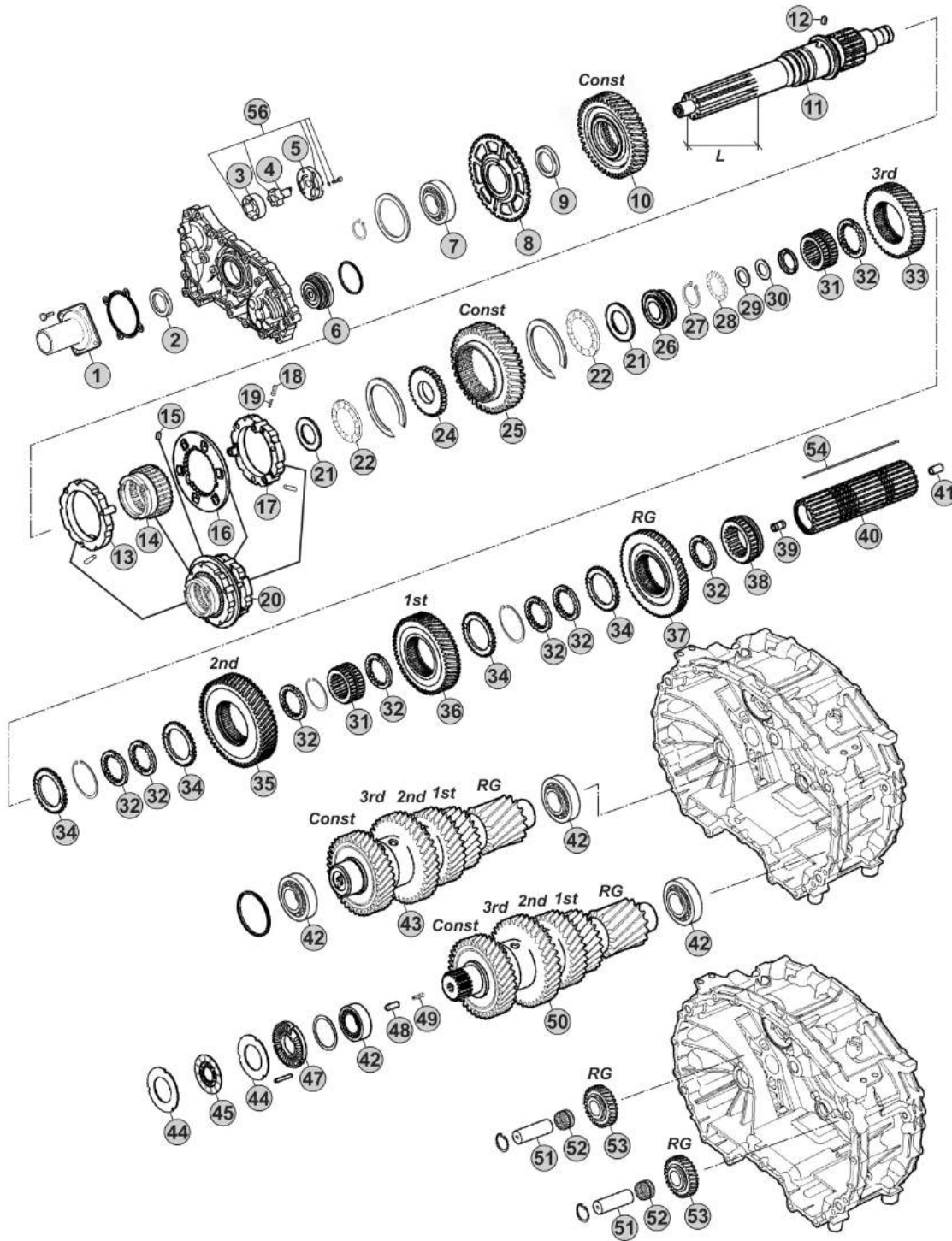
06/2014

MODELS:

- AS TRONIC

VERSIONS:

- 16AS2630 (1328 xxx xxx)



Notes

16AS2630 R. 14,12-0,83

Our spare parts are not the originals but interchangeable with the originals ones. All original equipment manufacturers' numbers, pictures and models used in this catalogue are for reference only. Our products bear our trade-mark.

Fig.	CEI no.	ZF no.	Description	Q.ty	Notes	16AS2630			
1	128.327	1314 302 096	Front cover	1		●			
2	139.966	0750 111 348	Oil Seal 55x70x8	1		●			
3	189.678	1315 303 027	Rotor	1		●			
4	189.679	1314 202 039	Oil Pump Shaft	1		●			
5	189.728	1314 302 138	Oil Pump Cover	1		●			
6	188.272	1328 202 024	Piston	1		●			
7	130.823	0750 116 365	Bearing 65x120x23	1		●			
8	126.032	1328 302 024	Speedometer Gear	1		●			
9	269.320	0730 110 392	Thrust Washer	1		●			
10	244.023	1328 302 063	Gear 1st Speed 40/31 T	1		●			
11	103.282	1328 302 077	Input Shaft L=116 mm	1		●			
12	160.261	1328 302 072	Lock Pin	1		●			
13	119.272	1328 202 042	Synchronizer Ring	1		●			
14	154.422	1328 302 064	Sliding Sleeve	1		●			
15	160.261	1328 302 072	Lock Pin	1		●			
16	135.189	1328 302 132	Plate	1		●			
17	119.273	1328 202 044	Synchronizer Ring	1		●			
18	156.037	0732 040 385	Outer Spring De.6x34	3		●			
19	171.063	0635 470 046	Needle	3		●			
20	196.371	1328 298 001	Synchronizer Assy	1		●			
21	269.322	0730 111 066	Washer	2		●			
22	137.316	0735 321 487	Needle 43x73x8	2		●			
24	269.205	1328 302 061	Washer	1		●			
25	244.024	1328 304 044	Gear 2nd Speed 34 T	1		●			
26	111.377	1328 302 075	Ring	1		●			
27	139.863	0730 513 641	Retaining Ring T.2,00	1		●			
28	137.376	0735 321 381	Needle 30x52x7,5 mm	1		●			
29	269.803	0730 109 641	Washer	1		●			
30	111.434	1328 202 038	Ring	1		●			
31	155.246	1328 304 064	Sliding Hub	2		●			
32	269.176	1314 304 008	Follower ring inner Th.7,00 mm	8		●			
33	244.180	1328 304 040	Gear 3rd Speed 42 T	1		●			
34	269.175	1314 304 119	Follower ring outer	4		●			
35	244.179	1328 304 018	Gear 2nd Speed 48 T	1		●			
36	244.059	1328 304 060	Gear 1st Speed 54 T	1		●			
37	244.060	1328 304 061	Reverse Gear 50 T	1		●			
38	154.507	1314 304 139	Sliding Sleeve	1		●			
39	189.729	1314 304 097	Oil Tube	1		●			
40	103.306	1328 304 063	Main Shaft	1		●			
41	189.730	1314 332 043	Oil Tube	1		●			
42	130.993	0750 117 640	Bearing 50x90x28	4		●			
43	190.432	1328 203 050	Countershaft Compl.	1		●			
44	269.178	1314 303 077	Clutch disc	4		●			

AS TRONIC
16AS2630

Date

06/2014

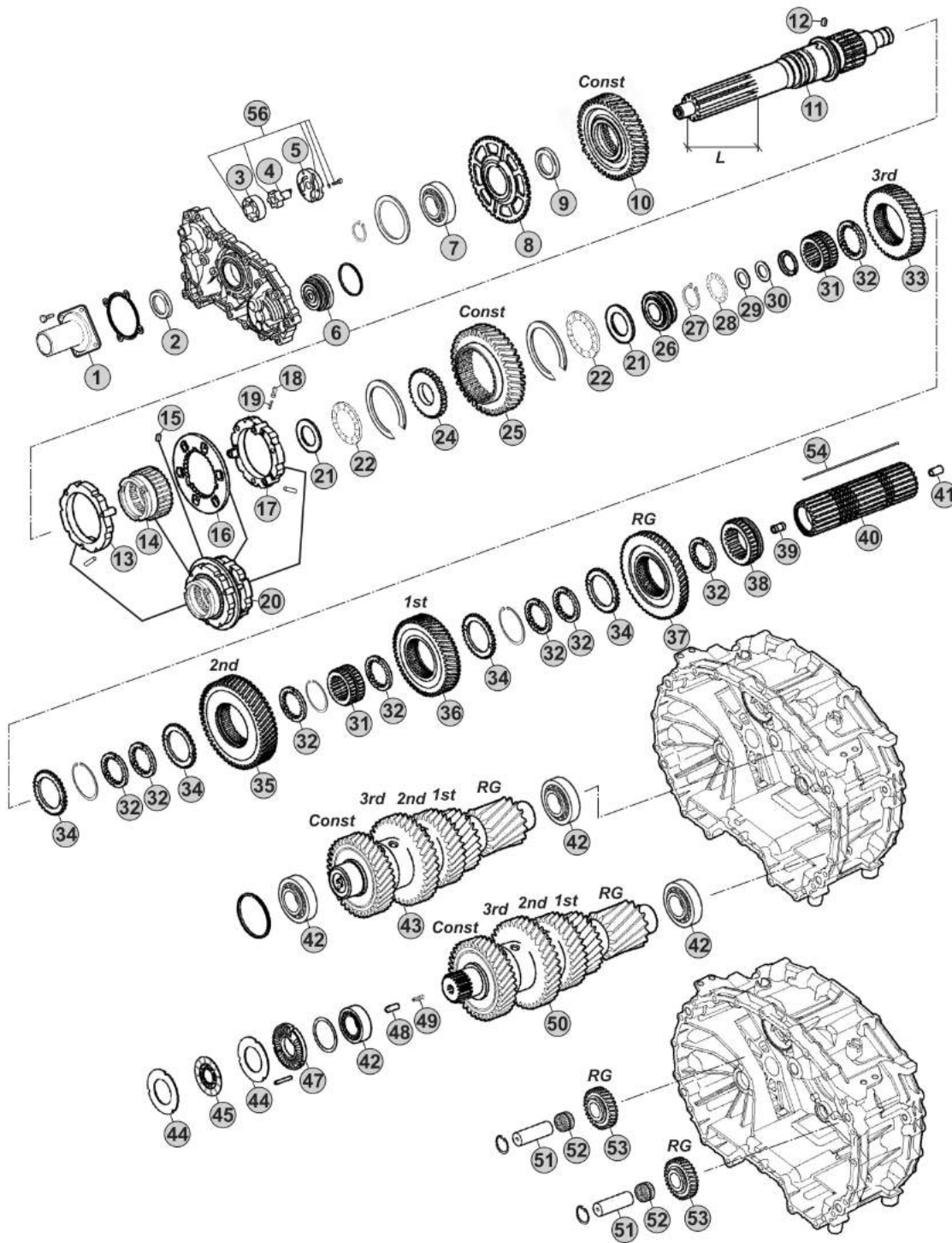
Notes

MODELS:

- AS TRONIC

VERSIONS:

- 16AS2630 (1328 xxx xxx)



Notes

16AS2630 R. 14,12-0,83

Our spare parts are not the originals but interchangeable with the originals ones. All original equipment manufacturers' numbers, pictures and models used in this catalogue are for reference only. Our products bear our trade-mark.

Our spare parts are not the originals but interchangeable with the originals ones. All original equipment manufacturers' numbers, pictures and models used in this catalogue are for reference only. Our products bear our trade-mark.

Fig.	CEI no.	ZF no.	Description	Q.ty	Notes				
45	269.796	0501 214 822	Clutch Disc	2		●			
47	128.226	1328 302 118	Cover	1		●			
48	160.303	0731 208 242	Pin	1		●			
49	156.212	0732 042 766	Spring	1		●			
50	190.431	1328 203 052	Countershaft Compl.	1		●			
51	107.269	1328 305 007	Reverse Shaft	2		●			
52	137.808	0735 321 454	Needle Cage	2		●			
53	147.302	1328 305 014	Reverse Gear 29 T	2		●			
54	189.653	1328 304 035	Key	1		●			
56	280.823	1314 202 055	Oil Pump Kit	1		●			

16AS2630

AS TRONIC
16AS2630

Date 06/2014 Notes _____

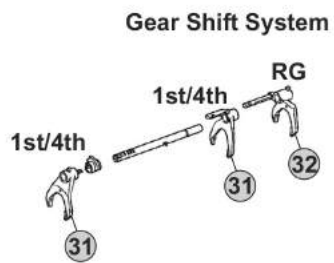
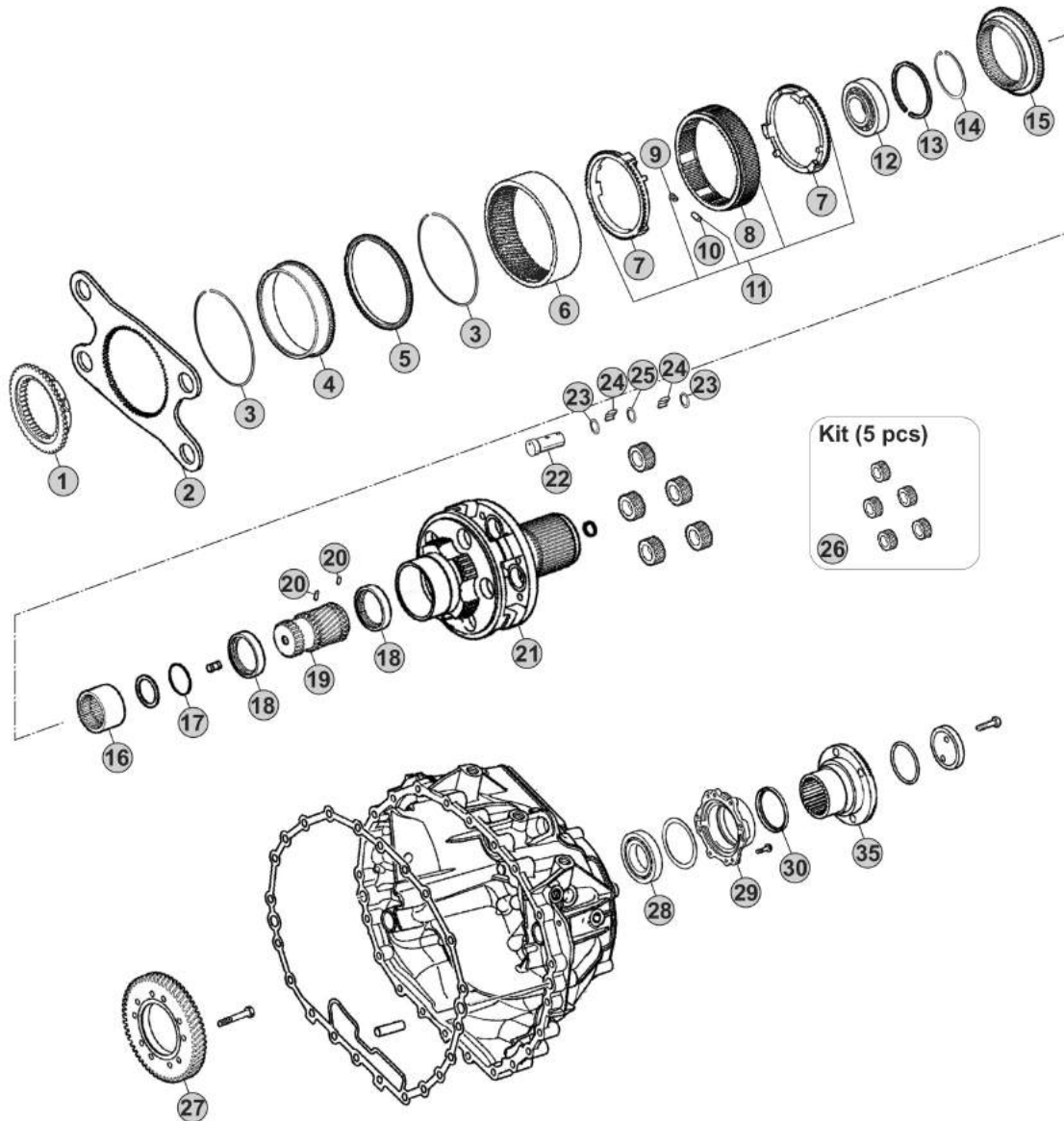


MODELS:

- AS TRONIC

VERSIONS:

- 16AS2630 (1328 xxx xxx)



Notes

16AS2630 R. 14,12-0,83

Our spare parts are not the originals but interchangeable with the originals ones. All original equipment manufacturers' numbers, pictures and models used in this catalogue are for reference only. Our products bear our trade-mark.

Fig.	CEI no.	ZF no.	Description	Q.ty	Notes	16AS2630				
1	109.748	1314 333 031	Synchronizer Cone	1		●				
2	298.146	1328 333 006	Flange GP	1		●				
3	111.373	0730 513 682	Retainer ring	2		●				
4	123.290	1328 332 024	Inside crown support 82 T	1		●				
5	119.274	1328 332 046	Synchronizer ring	1		●				
6	123.289	1328 332 045	Crown Gear 82 T	1		●				
7	119.269	1328 333 005	Synchronizer ring	2		●				
8	154.419	1328 333 003	Sliding Sleeve	1		●				
9	156.125	0732 040 929	Spring De.6x36	6		●				
10	171.069	0730 162 804	Cylinder roller	6		●				
11	298.894	1328 233 001	Synchro Kit	1		●				
12	130.981	0750 118 284	Bearing 100x130x30	1		●				
13	111.402	0630 513 139	Elastic Ring	1		●				
14	111.401	0730 513 745	Lock Ring A=2,50	1		●				
15	109.749	1328 333 009	Synchronizer Cone	1		●				
16	154.488	1328 304 068	Sliding Sleeve	1		●				
17	111.406	0630 502 218	Lock Ring 64x2	1		●				
18	269.794	1328 332 023	Pressure Disc	2		●				
19	157.744	1328 332 030	Sun Gear 23 T	1		●				
20	160.279	7636 038 103	Pin	2		●				
21	190.430	1328 232 011	Planetary Carrier	1	W/out Retarder	●				
21	190.493	1328 232 016	Planetary Carrier	1	W/Retarder	●				
22	107.236	1328 332 041	Planetary pin	5		●				
23	269.009	0730 109 323	Spacer Ring	10		●				
24	171.062	0750 119 116	Needle 10x16,80 (140 pcs)	140		●				
25	269.647	0730 109 640	Thrust Washer T.9,00 mm	5		●				
26	298.248	1328 232 006	Planetary Gear Set	1		●				
27	244.191	6085 301 217	Gear 57 T	1		●				
28	130.245	0750 116 394	Bearing 90x160x30	1		●				
29	128.328	1328 331 002	Cover	1		●				
30	139.633	0734 319 459	Seal Ring	1		●				
31	141.227	1328 306 026	Fork	2		●				
32		1328 306 033	Fork	1		●				
33	141.215	1328 312 005	Sliding Pad	2		●				
34	141.214	1328 334 004	Sliding Pad	2		●				
35	197.258	1314 332 054	Output Flange	1		●				

AS TRONIC
16AS2630

Date: 06/2014 Notes: _____

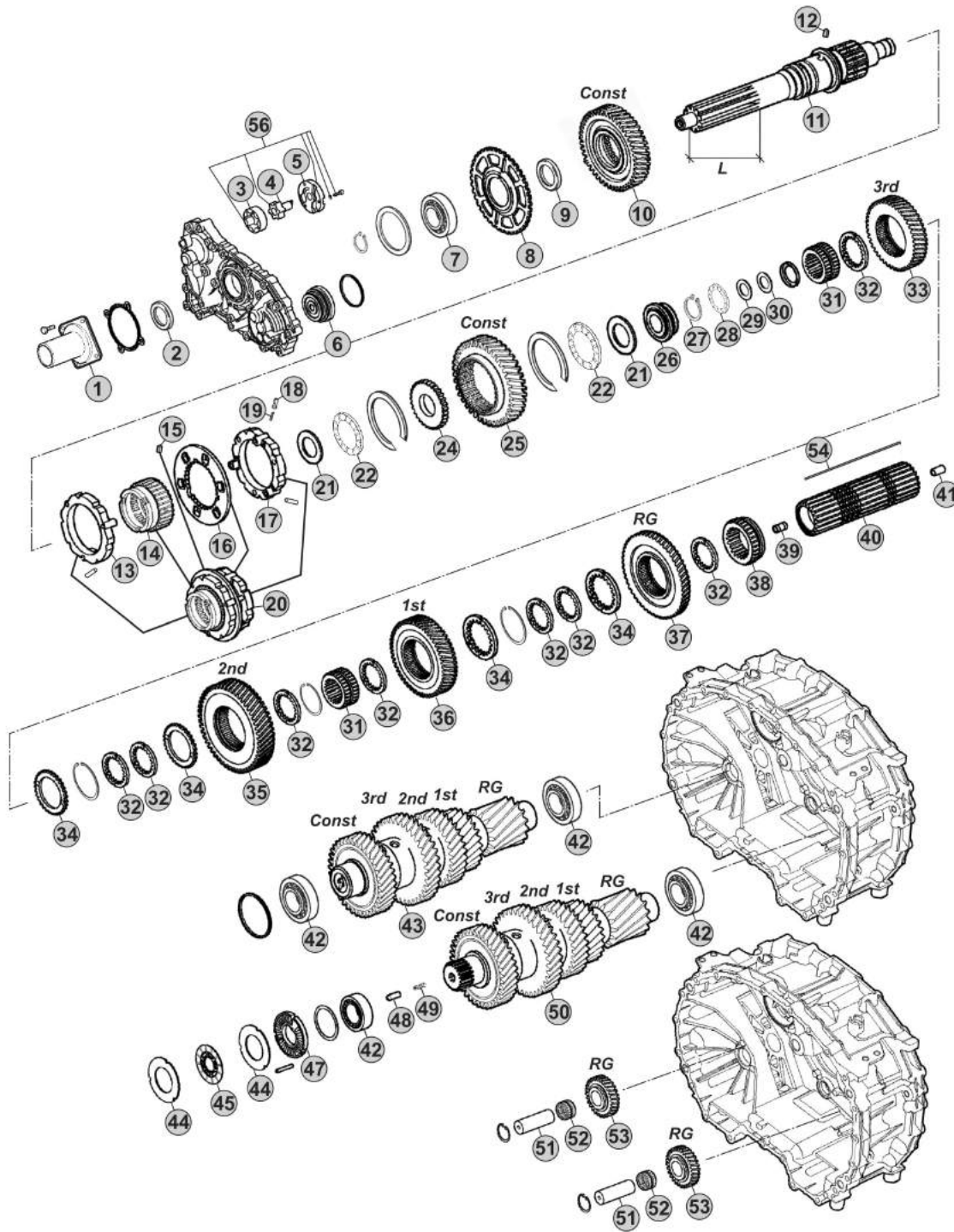


MODELS:

- AS TRONIC

VERSIONS:

- 16AS2631 (1328 xxx xxx)



Notes

16AS2631 R. 14,12-0,83

Our spare parts are not the originals but interchangeable with the originals ones. All original equipment manufacturers' numbers, pictures and models used in this catalogue are for reference only. Our products bear our trade-mark.

Fig.	CEI no.	ZF no.	Description	Q.ty	Notes	16AS2631			
1	128.327	1314 302 096	Front cover	1		●			
2	139.966	0750 111 348	Oil Seal 55x70x8	1		●			
3	189.678	1315 303 027	Rotor	1		●			
4	189.679	1314 202 039	Oil Pump Shaft	1		●			
5	189.728	1314 302 138	Oil Pump Cover	1		●			
6	188.272	1328 202 024	Piston	1		●			
7	130.823	0750 116 365	Bearing 65x120x23	1		●			
8	126.032	1328 302 024	Speedometer Gear	1		●			
9	269.320	0730 110 392	Thrust Washer	1		●			
10	244.023	1328 302 063	Gear 1st Speed 40/31 T	1		●			
11	103.282	1328 302 077	Input Shaft L=116 mm	1		●			
12	160.261	1328 302 072	Lock Pin	1		●			
13	119.272	1328 202 042	Synchronizer Ring	1		●			
14	154.422	1328 302 064	Sliding Sleeve	1		●			
15	160.261	1328 302 072	Lock Pin	1		●			
16	135.189	1328 302 132	Plate	1		●			
17	119.273	1328 202 044	Synchronizer Ring	1		●			
18	156.037	0732 040 385	Outer Spring De.6x34	3		●			
19	171.063	0635 470 046	Needle	3		●			
20	196.371	1328 298 001	Synchronizer Assy	1		●			
21	269.322	0730 111 066	Washer	2		●			
22	137.316	0735 321 487	Needle 43x73x8	2		●			
24	269.205	1328 302 061	Washer	1		●			
25	244.024	1328 304 044	Gear 2nd Speed 34 T	1		●			
26	111.377	1328 302 075	Ring	1		●			
27	139.863	0730 513 641	Retaining Ring T.2,00	1		●			
28	137.376	0735 321 381	Needle 30x52x7,5 mm	1		●			
29	269.803	0730 109 641	Washer	1		●			
30	111.434	1328 202 038	Ring	1		●			
31	155.246	1328 304 064	Sliding Hub	2		●			
32	269.176	1314 304 008	Follower ring inner Th.7,00 mm	8		●			
33	244.180	1328 304 040	Gear 3rd Speed 42 T	1		●			
34	269.175	1314 304 119	Follower ring outer	4		●			
35	244.179	1328 304 018	Gear 2nd Speed 48 T	1		●			
36	244.059	1328 304 060	Gear 1st Speed 54 T	1		●			
37	244.060	1328 304 061	Reverse Gear 50 T	1		●			
38	154.507	1314 304 139	Sliding Sleeve	1		●			
39	189.729	1314 304 097	Oil Tube	1		●			
40	103.306	1328 304 063	Main Shaft	1		●			
41	189.730	1314 332 043	Oil Tube	1		●			
42	130.993	0750 117 640	Bearing 50x90x28	4		●			
43	190.432	1328 203 050	Countershaft Compl.	1		●			
44	269.178	1314 303 077	Clutch disc	4		●			

AS TRONIC
16AS2631

Date

06/2014

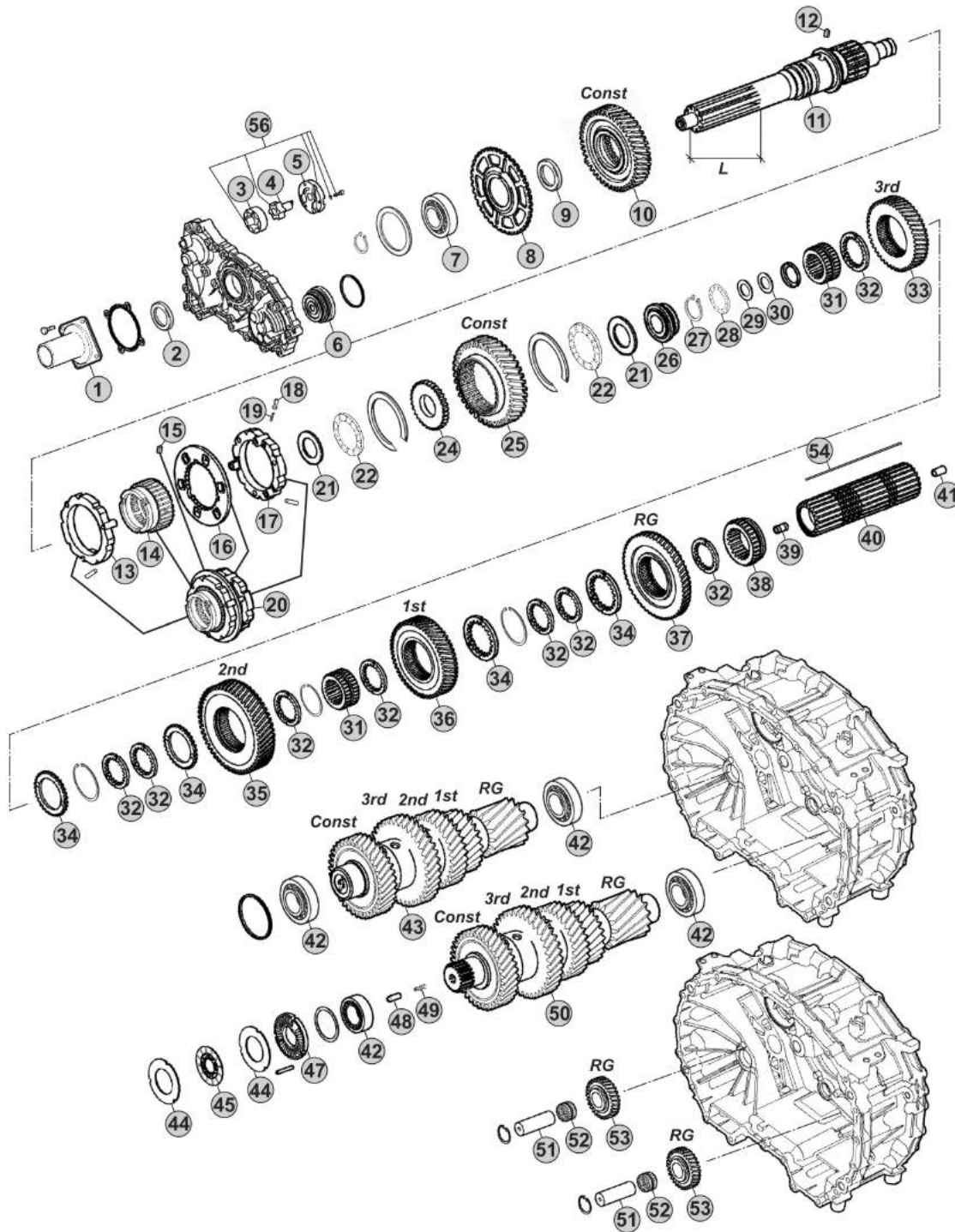
Notes

MODELS:

- AS TRONIC

VERSIONS:

- 16AS2631 (1328 xxx xxx)



Notes

16AS2631 R. 14,12-0,83

Our spare parts are not the originals but interchangeable with the originals ones. All original equipment manufacturers' numbers, pictures and models used in this catalogue are for reference only. Our products bear our trade-mark.

Fig.	CEI no.	ZF no.	Description	Q.ty	Notes	16AS2631				
45	269.796	0501 214 822	Clutch Disc	2		●				
47	128.226	1328 302 118	Cover	1		●				
48	160.303	0731 208 242	Pin	1		●				
49	156.212	0732 042 766	Spring	1		●				
50	190.431	1328 203 052	Countershaft Compl.	1		●				
51	107.269	1328 305 007	Reverse Shaft	2		●				
52	137.808	0735 321 454	Needle Cage	2		●				
53	147.302	1328 305 014	Reverse Gear 29 T	2		●				
54	189.653	1328 304 035	Key	1		●				
56	280.823	1314 202 055	Oil Pump Kit	1		●				

AS TRONIC
16AS2631

Date 06/2014 Notes _____

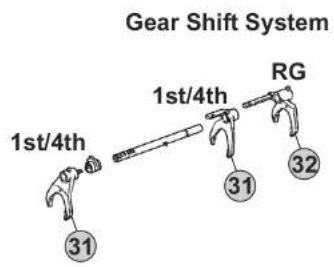
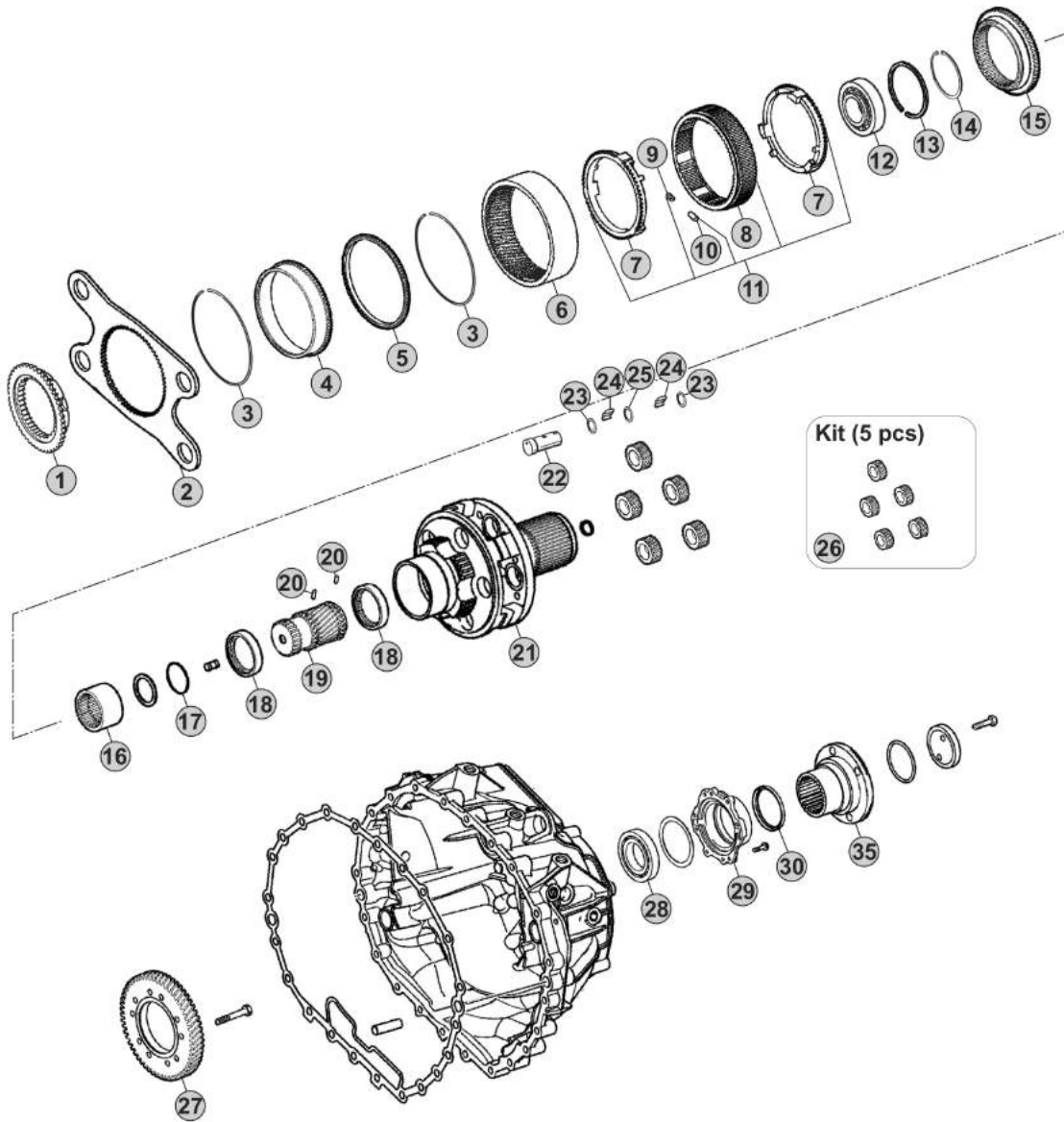


MODELS:

- AS TRONIC

VERSIONS:

- 16AS2631 (1328 xxx xxx)



Notes

16AS2631 R. 14,12-0,83

Our spare parts are not the originals but interchangeable with the originals ones. All original equipment manufacturers' numbers, pictures and models used in this catalogue are for reference only. Our products bear our trade-mark.

Fig.	CEI no.	ZF no.	Description	Q.ty	Notes	16AS2631				
1	109.748	1314 333 031	Synchronizer Cone	1		●				
2	298.146	1328 333 006	Flange GP	1		●				
3	111.373	0730 513 682	Retainer ring	2		●				
4	123.290	1328 332 024	Inside crown support 82 T	1		●				
5	119.274	1328 332 046	Synchronizer ring	1		●				
6	123.289	1328 332 045	Crown Gear 82 T	1		●				
7	119.269	1328 333 005	Synchronizer ring	2		●				
8	154.419	1328 333 003	Sliding Sleeve	1		●				
9	156.125	0732 040 929	Spring De.6x36	6		●				
10	171.069	0730 162 804	Cylinder roller	6		●				
11	298.894	1328 233 001	Synchro Kit	1		●				
12	130.981	0750 118 284	Bearing 100x130x30	1		●				
13	111.402	0630 513 139	Elastic Ring	1		●				
14	111.401	0730 513 745	Lock Ring A=2,50	1		●				
15	109.749	1328 333 009	Synchronizer Cone	1		●				
16	154.488	1328 304 068	Sliding Sleeve	1		●				
17	111.406	0630 502 218	Lock Ring 64x2	1		●				
18	269.794	1328 332 023	Pressure Disc	2		●				
19	157.744	1328 332 030	Sun Gear 23 T	1		●				
20	160.279	7636 038 103	Pin	2		●				
21	190.430	1328 232 011	Planetary Carrier	1	W/out Retarder	●				
21	190.493	1328 232 016	Planetary Carrier	1	W/Retarder	●				
22	107.236	1328 332 041	Planetary pin	5		●				
23	269.009	0730 109 323	Spacer Ring	10		●				
24	171.062	0750 119 116	Needle 10x16,80 (140 pcs)	140		●				
25	269.647	0730 109 640	Thrust Washer T.9,00 mm	5		●				
26	298.248	1328 232 006	Planetary Gear Set	1		●				
27	244.191	6085 301 217	Gear 57 T	1		●				
28	130.245	0750 116 394	Bearing 90x160x30	1		●				
29	128.328	1328 331 002	Cover	1		●				
30	139.633	0734 319 459	Seal Ring	1		●				
31	141.227	1328 306 026	Fork	2		●				
32		1328 306 033	Fork	1		●				
33	141.215	1328 312 005	Sliding Pad	2		●				
34	141.214	1328 334 004	Sliding Pad	2		●				
35	197.258	1314 332 054	Output Flange	1		●				

AS TRONIC
16AS2631

Date 06/2014 Notes _____



Models:

AS TRONIC MID

Versions:

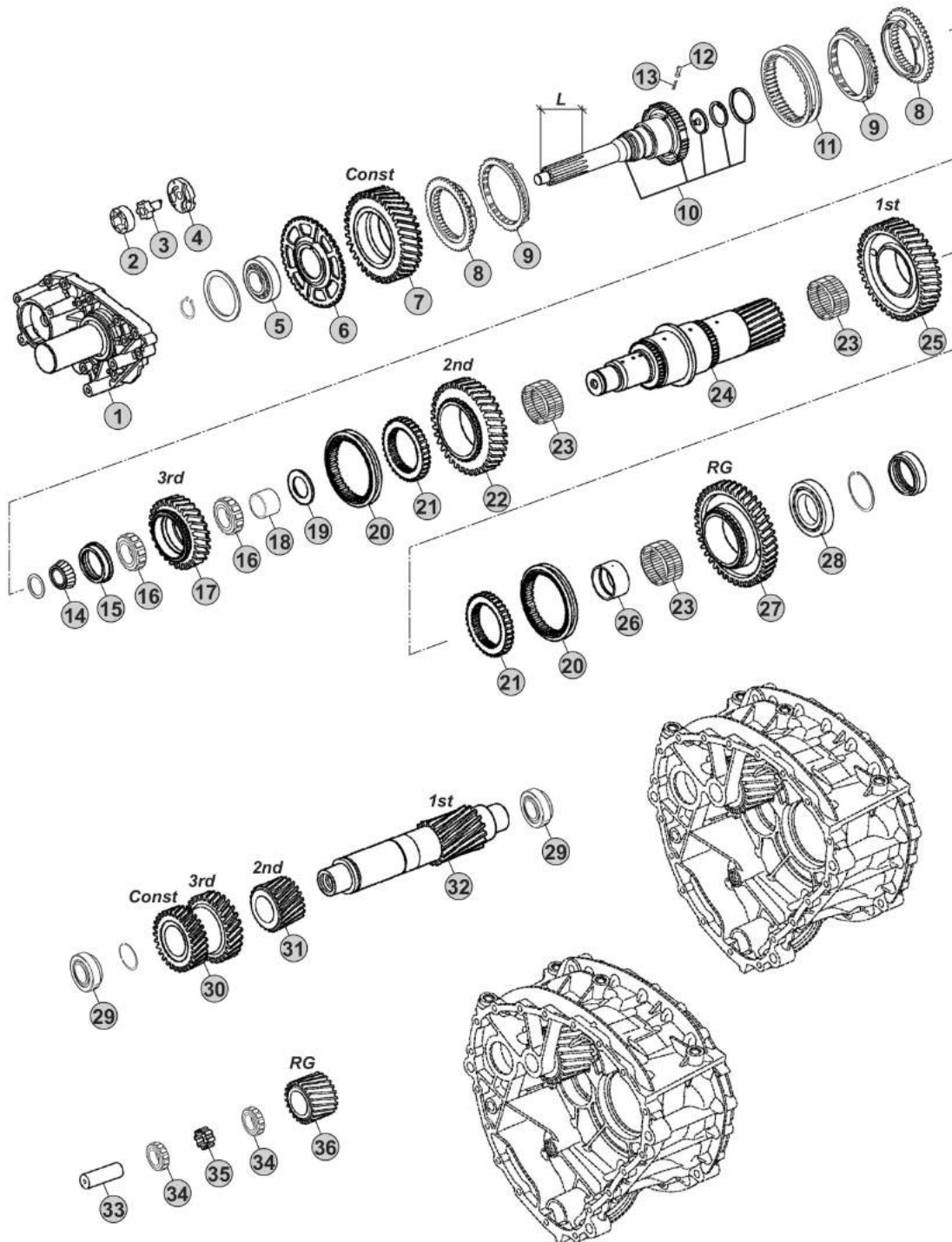
12AS121 (1336 xxx xxx) Pag.254 - **12AS122** (1336 xxx xxx) Pag.258 - **12AS142** (1336 xxx xxx) Pag.262
12AS162 (1336 xxx xxx) Pag.266
12AS1210 (1336 xxx xxx) Pag.270 - **12AS1220** (1336 xxx xxx) Pag.274 - **12AS1420** (1336 xxx xxx) Pag.278
12AS1620 (1336 xxx xxx) Pag.282

MODELS:

- AS TRONIC MID

VERSIONS:

- 12AS121 (1336 xxx xxx)



Notes

12AS121 R. 10,37-1,00

Our spare parts are not the originals but interchangeable with the originals ones. All original equipment manufacturers' numbers, pictures and models used in this catalogue are for reference only. Our products bear our trade-mark.

Fig.	CEI no.	ZF no.	Description	Q.ty	Notes	12AS121				
1	128.364	1336 202 009	Front cover	1		●				
2	189.678	1315 303 027	Rotor	1		●				
3	101.187	1336 203 003	Oil Pump Shaft	1		●				
4	189.734	1336 303 049	Oil Pump Cover	1		●				
5	130.451	0750 117 794	Bearing	1		●				
6	126.038	1336 302 010	Speedometer gear	1		●				
7	244.208	1336 302 007	Constant Gear	1		●				
8	109.216	1336 304 050	Synchronizer Cone	2		●				
9	119.220	1311 304 255	Synchronizer Ring	2		●				
10	102.571	1336 202 010	Input Shaft	1		●				
11	154.241	1336 304 049	Sliding Sleeve	1		●				
12	160.320	1336 302 033	Pin	3		●				
13	156.216	0732 040 410	Spring	3		●				
14	130.452	0735 455 320	Bearing Cone	1		●				
15	269.690	1336 304 035	Thrust Ring	1		●				
16	137.408	0750 118 447	Needle Cage	2		●				
17	244.210	1336 304 003	Gear 3rd Speed 28 T	1		●				
18	117.511	0750 119 132	Bush	1		●				
19	269.691	1336 304 022	Washer	1		●				
20	154.242	1336 304 011	Sliding Sleeve	2		●				
21	154.243	1336 304 017	Sleeve	2		●				
22	244.211	1336 304 005	Gear 2nd Speed 37 T	1		●				
23	137.409	0750 115 554	Needle Cage	3		●				
24	103.320	1336 304 032	Main Shaft	1		●				
25	244.212	1336 304 044	Gear 1st Speed	1		●				
26	117.512	1336 304 021	Bush	1		●				
27	244.332	1336 304 045	Reverse Gear	1		●				
28	130.941	0750 117 799	Bearing 75x130x27,2	1		●				
29	130.453	0750 117 870	Bearing	2		●				
30	146.853	1336 303 022	Double Gear	1		●				
31	146.854	1336 303 009	Gear 2nd Speed 23 T	1		●				
32	105.303	1336 303 038	Countershaft	1		●				
33	107.277	1336 305 002	Reverse Shaft	1		●				
34	137.393	0750 115 974	Needle Cage 40x60x26	2		●				
35	269.692	0750 101 178	Spacer Ring	1		●				
36	147.323	1336 305 007	Reverse Gear	1		●				

AS TRONIC MID
12AS121

Date 06/2014 Notes _____

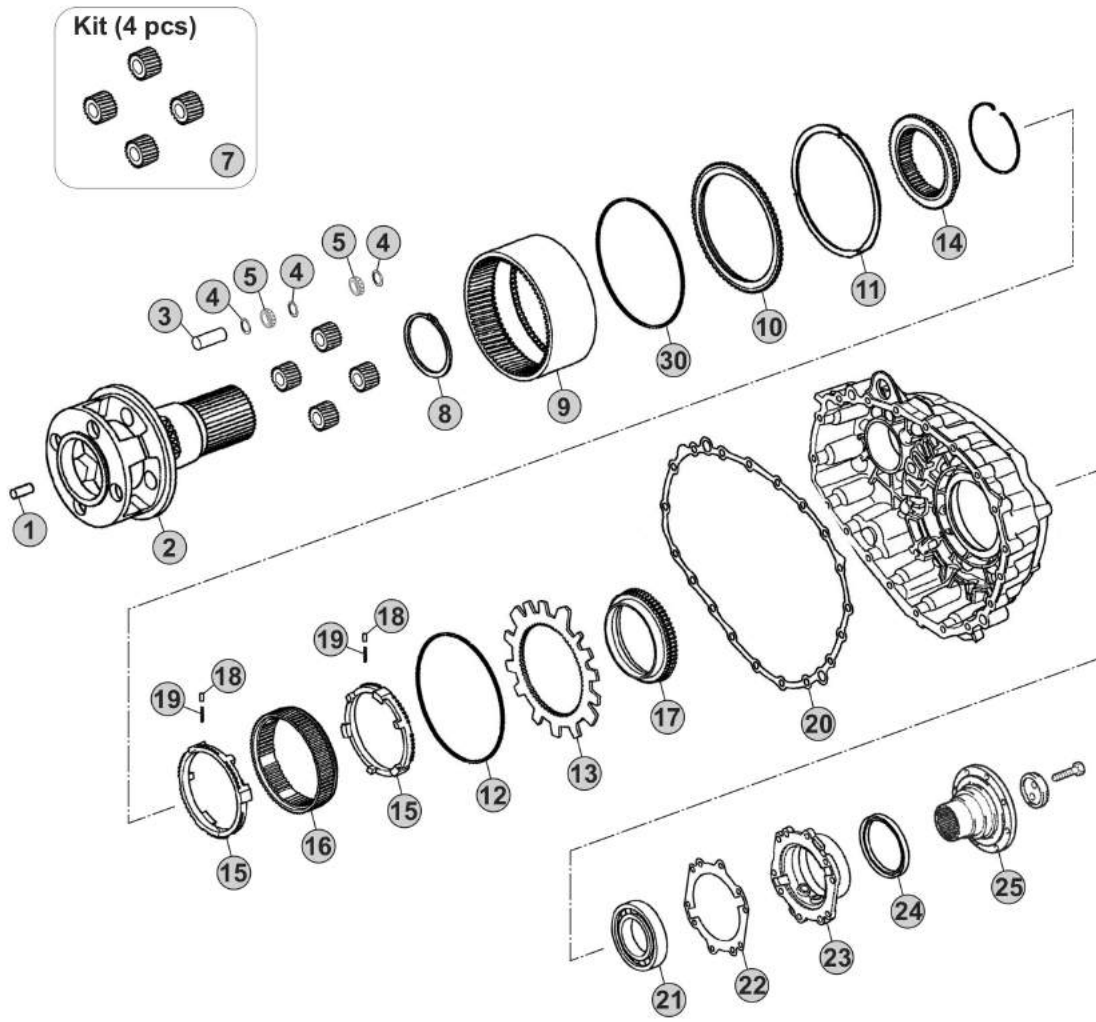


MODELS:

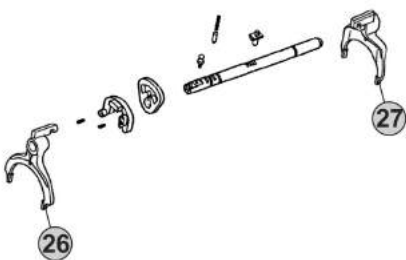
- AS TRONIC MID

VERSIONS:

- 12AS121 (1336 xxx xxx)



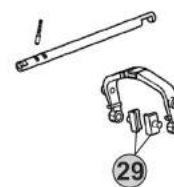
Gear Shift System



GV Shift System



GP Shift System



Notes

Our spare parts are not the originals but interchangeable with the originals ones. All original equipment manufacturers' numbers, pictures and models used in this catalogue are for reference only. Our products bear our trade-mark.

Fig.	CEI no.	ZF no.	Description	Q.ty	Notes						12AS121
1	189.730	1314 332 043	Oil Tube	1							
2	190.571	1336 232 024	Planetary Carrier	1							
3	160.322	1336 332 006	Planetary pin	4							
4	269.693	0730 112 262	Thrust Washer	12							
5	137.410	1336 232 010	Needle Cage	8							
7	298.386	1336 232 017	Planetary Gear Set	1							
8	111.440	0630 501 058	Retainer Ring	1							
9	123.327	1336 332 030	Crown Gear	1							
10	269.694	1336 332 021	Thrust Ring	1							
11	139.985	0501 323 613	Seal Ring	3							
12	111.475	0630 513 251	Lock Ring	1							
13	135.269	1336 332 043	Clutch Body	1							
14	109.217	1336 333 001	Synchronizer Cone	1							
15	119.356	1336 333 004	Synchronizer Ring	2							
16	154.419	1328 333 003	Sliding Sleeve	1							
17	109.220	1336 333 006	Synchronizer Cone	1							
18	171.069	0730 162 804	Cylinder roller	3	2x3 pcs.						
19	156.125	0732 040 929	Spring De.6x36	3	2x3 pcs.						
20	139.986	0501 322 837	Gasket	1							
21	130.412	0750 116 404	Bearing 80x140x26	1							
22	139.987	0501 322 838	Gasket	1							
23	128.365	1336 331 003	Rear cover	1							
24	139.988	0734 300 421	Oil Seal Ring	1							
25		1336 238 001	Output Flange	1							
25		1336 338 015	Output Flange	1							
26		1336 306 007	Fork	1							
27	141.271	1336 306 006	Fork	1							
28	141.168	1316 306 015	Sliding pad	2							
29	141.214	1328 334 004	Sliding Pad	2							
30	111.474	0730 513 919	Lock Ring	1							

AS TRONIC MID
12AS121

Date 06/2014 Notes _____

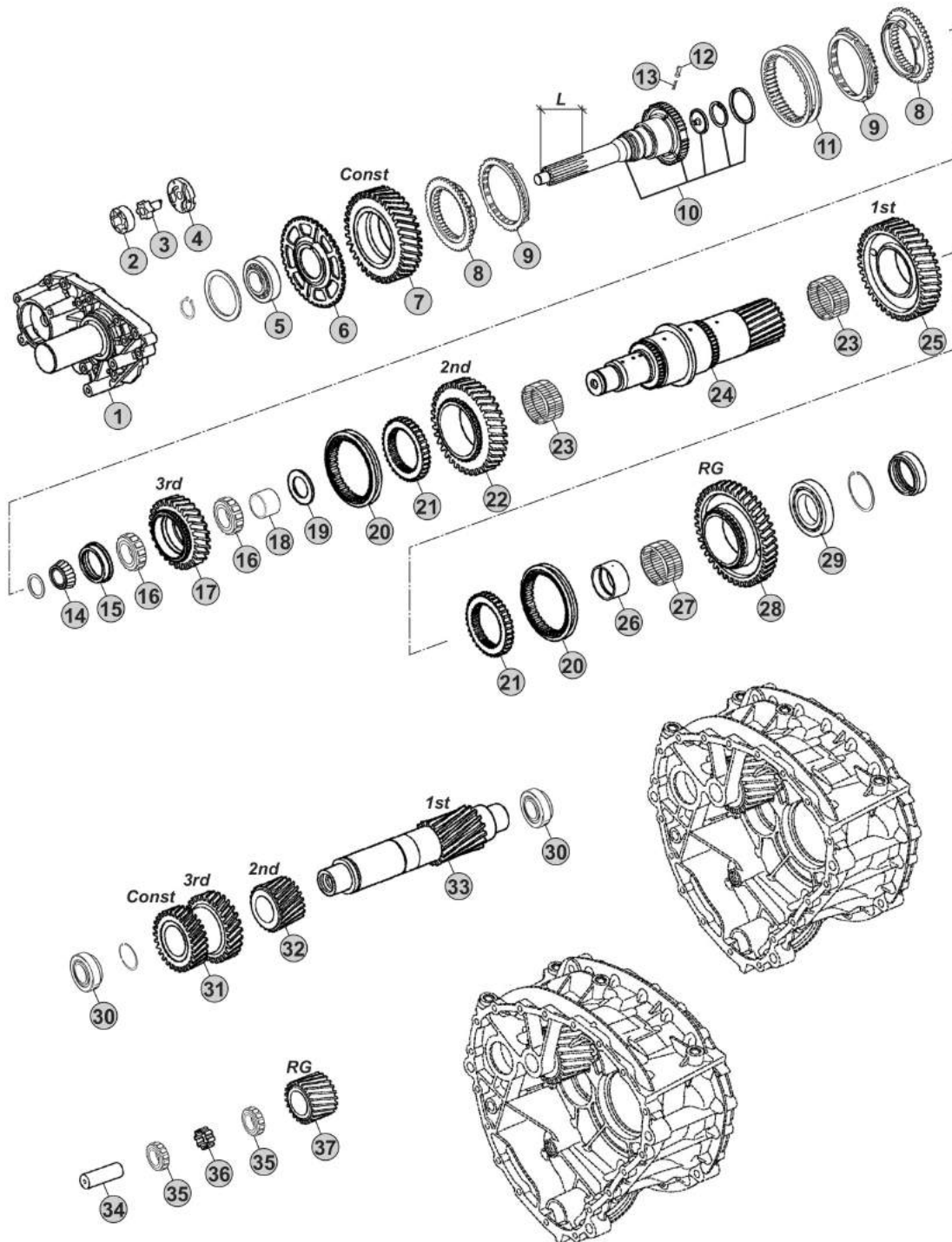


MODELS:

- AS TRONIC MID

VERSIONS:

- 12AS122 (1336 xxx xxx)



Our spare parts are not the originals but interchangeable with the originals ones. All original equipment manufacturers' numbers, pictures and models used in this catalogue are for reference only. Our products bear our trade-mark.

Notes

12AS1220 R. 12,83-1,00

Our spare parts are not the originals but interchangeable with the originals ones. All original equipment manufacturers' numbers, pictures and models used in this catalogue are for reference only. Our products bear our trade-mark.

Fig.	CEI no.	ZF no.	Description	Q.ty	Notes	12AS122			
1	128.364	1336 202 009	Front cover	1		●			
2	189.678	1315 303 027	Rotor	1		●			
3	101.187	1336 203 003	Oil Pump Shaft	1		●			
4	189.734	1336 303 049	Oil Pump Cover	1		●			
5	130.451	0750 117 794	Bearing	1		●			
6	126.038	1336 302 010	Speedometer gear	1		●			
7	244.333	1336 302 008	Constant Gear 31 T	1		●			
8	109.216	1336 304 050	Synchronizer Cone	2		●			
9	119.220	1311 304 255	Synchronizer Ring	2		●			
10	102.572	1336 202 012	Input Shaft	1		●			
11	154.241	1336 304 049	Sliding Sleeve	1		●			
12	160.320	1336 302 033	Pin	3		●			
13	156.216	0732 040 410	Spring	3		●			
14	130.452	0735 455 320	Bearing Cone	1		●			
15	269.690	1336 304 035	Thrust Ring	1		●			
16	137.408	0750 118 447	Needle Cage	2		●			
17	244.334	1336 304 004	Gear 3rd Speed 28 T	1		●			
18	117.513	0750 119 133	Bush	1		●			
19	269.691	1336 304 022	Washer	1		●			
20	154.242	1336 304 011	Sliding Sleeve	2		●			
21	154.243	1336 304 017	Sleeve	2		●			
22	244.335	1336 304 019	Gear 2nd Speed 37 T	1		●			
23	137.411	0750 115 553	Needle Cage	2		●			
24	103.321	1336 304 033	Main Shaft	1		●			
25	244.336	1336 304 046	Gear 1st Speed	1		●			
26	117.512	1336 304 021	Bush	1		●			
27	137.409	0750 115 554	Needle Cage	1		●			
28	244.332	1336 304 045	Reverse Gear	1		●			
29	130.941	0750 117 799	Bearing 75x130x27,2	1		●			
30	130.453	0750 117 870	Bearing	2		●			
31	146.855	1336 303 028	Double gear	1		●			
32	146.856	1336 303 027	Gear 2nd Speed 23 T	1		●			
33	105.304	1336 303 040	Countershaft	1		●			
34	107.277	1336 305 002	Reverse Shaft	1		●			
35	137.393	0750 115 974	Needle Cage 40x60x26	2		●			
36	269.692	0750 101 178	Spacer Ring	1		●			
37	147.323	1336 305 007	Reverse Gear	1		●			

AS TRONIC MID
12AS122

Date 06/2014 Notes _____

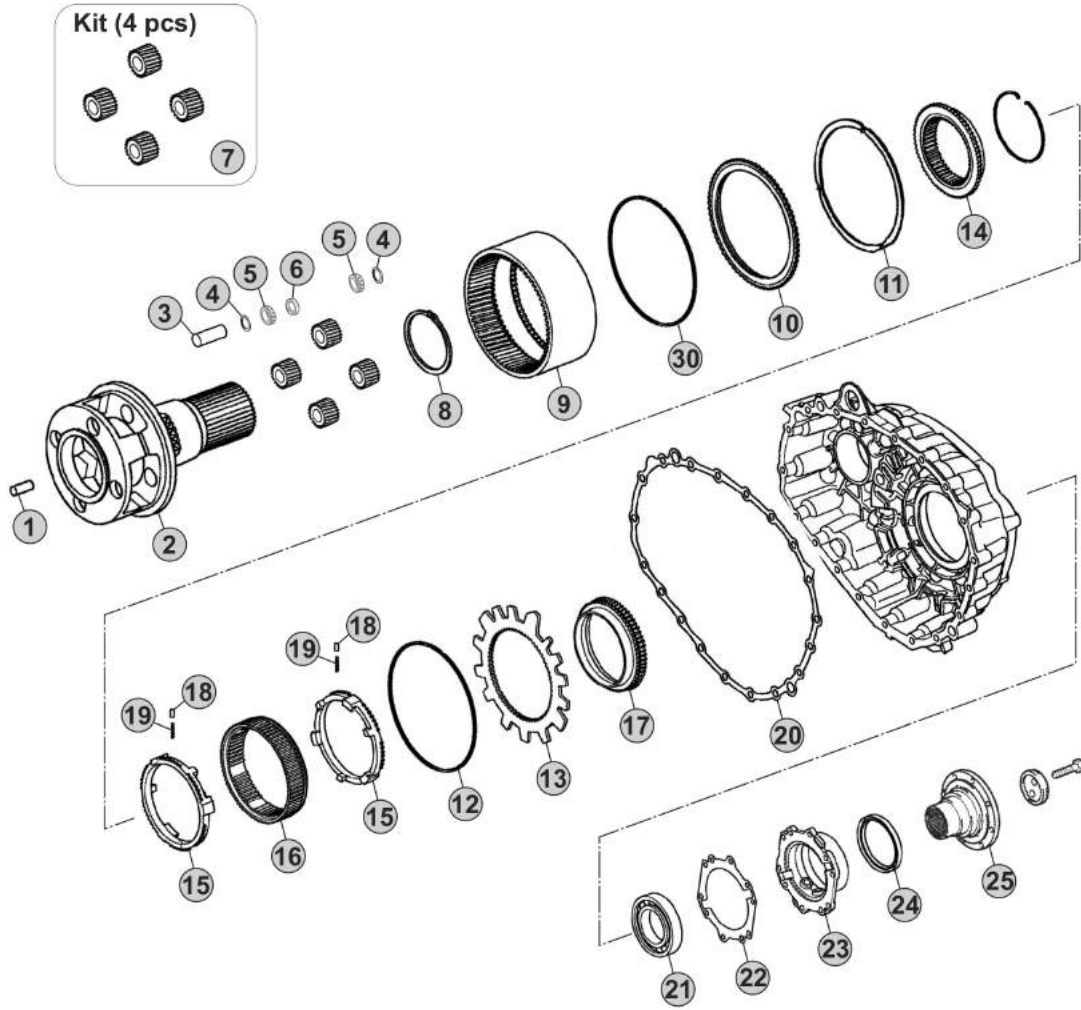


MODELS:

- AS TRONIC MID

VERSIONS:

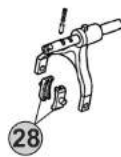
- 12AS122 (1336 xxx xxx)



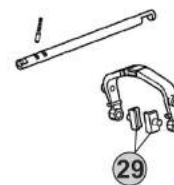
Gear Shift System



GV Shift System



GP Shift System



Notes

Our spare parts are not the originals but interchangeable with the originals ones. All original equipment manufacturers' numbers, pictures and models used in this catalogue are for reference only. Our products bear our trade-mark.

12AS122

Fig.	CEI no.	ZF no.	Description	Q.ty	Notes				
1	189.730	1314 332 043	Oil Tube	1		●			
2	190.570	1336 232 025	Planetary Carrier	1		●			
3	160.321	1336 332 007	Planetary pin	4		●			
4	269.693	0730 112 262	Thrust Washer	8		●			
5	137.410	1336 232 010	Needle Cage	8		●			
6	117.514	0730 112 263	Bush	4		●			
7	298.385	1336 232 016	Planetary Gear Set	1		●			
8	111.440	0630 501 058	Retainer Ring	1		●			
9	123.327	1336 332 030	Crown Gear	1		●			
10	269.694	1336 332 021	Thrust Ring	1		●			
11	139.985	0501 323 613	Seal Ring	3		●			
12	111.475	0630 513 251	Lock Ring	1		●			
13	135.269	1336 332 043	Clutch Body	1		●			
14	109.217	1336 333 001	Synchronizer Cone	1		●			
15	119.356	1336 333 004	Synchronizer Ring	2		●			
16	154.419	1328 333 003	Sliding Sleeve	1		●			
17	109.219	1336 333 005	Synchronizer Cone	1		●			
18	171.069	0730 162 804	Cylinder roller	3	2x3 pcs.	●			
19	156.125	0732 040 929	Spring De.6x36	3	2x3 pcs.	●			
20	139.986	0501 322 837	Gasket	1		●			
21	130.412	0750 116 404	Bearing 80x140x26	1		●			
22	139.987	0501 322 838	Gasket	1		●			
23	128.365	1336 331 003	Rear cover	1		●			
24	139.988	0734 300 421	Oil Seal Ring	1		●			
25		1336 338 007	Output Flange	1		●			
26	141.273	1336 306 004	Fork	1		●			
27	141.272	1336 306 005	Fork	1		●			
28	141.168	1316 306 015	Sliding pad	2		●			
29	141.214	1328 334 004	Sliding Pad	2		●			
30	111.474	0730 513 919	Lock Ring	1		●			

AS TRONIC MID
12AS122

Date _____ Notes _____

06/2014

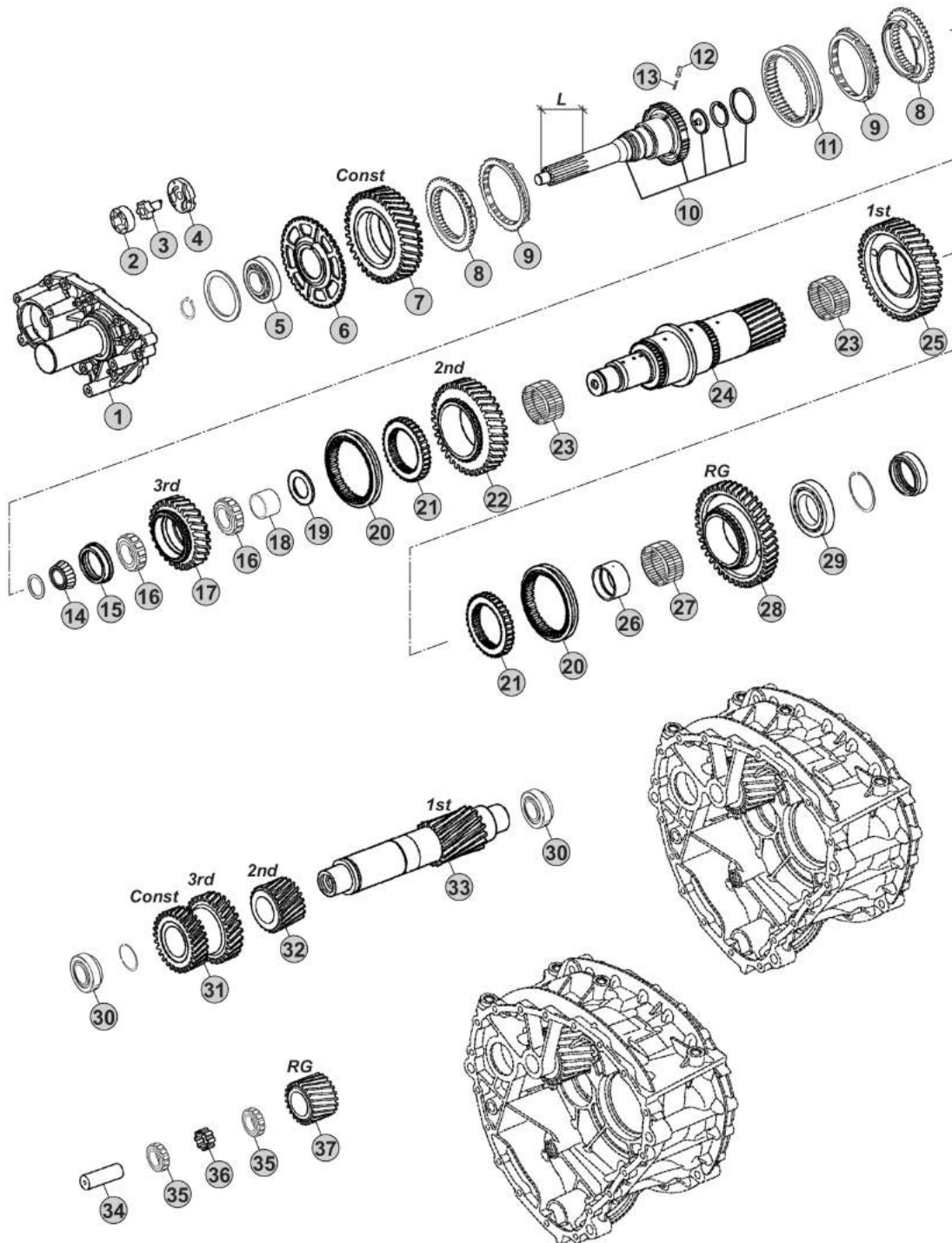


MODELS:

- AS TRONIC MID

VERSIONS:

- 12AS142 (1336 xxx xxx)



Notes

- (A) R. 10,37-0,81
- (B) R. 12,83-1,00

Our spare parts are not the originals but interchangeable with the originals ones. All original equipment manufacturers' numbers, pictures and models used in this catalogue are for reference only. Our products bear our trade-mark.

Fig.	CEI no.	ZF no.	Description	Q.ty	Notes	12AS142			
1	128.364	1336 202 009	Front cover	1		●			
2	189.678	1315 303 027	Rotor	1		●			
3	101.187	1336 203 003	Oil Pump Shaft	1		●			
4	189.734	1336 303 049	Oil Pump Cover	1		●			
5	130.451	0750 117 794	Bearing	1		●			
6	126.038	1336 302 010	Speedometer gear	1		●			
7	244.337	1336 302 009	Constant Gear 37 T	1	A	●			
7	244.333	1336 302 008	Constant Gear 31 T	1	B	●			
8	109.216	1336 304 050	Synchronizer Cone	2		●			
9	119.220	1311 304 255	Synchronizer Ring	2		●			
10	102.572	1336 202 012	Input Shaft	1		●			
10	102.573	1336 202 013	Input Shaft	1		●			
11	154.241	1336 304 049	Sliding Sleeve	1		●			
12	160.320	1336 302 033	Pin	3		●			
13	156.216	0732 040 410	Spring	3		●			
14	130.452	0735 455 320	Bearing Cone	1		●			
15	269.690	1336 304 035	Thrust Ring	1		●			
16	137.408	0750 118 447	Needle Cage	2		●			
17	244.334	1336 304 004	Gear 3rd Speed 28 T	1		●			
18	117.513	0750 119 133	Bush	1		●			
19	269.691	1336 304 022	Washer	1		●			
20	154.242	1336 304 011	Sliding Sleeve	2		●			
21	154.243	1336 304 017	Sleeve	2		●			
22	244.335	1336 304 019	Gear 2nd Speed 37 T	1		●			
23	137.411	0750 115 553	Needle Cage	2		●			
24	103.321	1336 304 033	Main Shaft	1		●			
25	244.336	1336 304 046	Gear 1st Speed	1		●			
26	117.512	1336 304 021	Bush	1		●			
27	137.409	0750 115 554	Needle Cage	1		●			
28	244.332	1336 304 045	Reverse Gear	1		●			
29	130.941	0750 117 799	Bearing 75x130x27,2	1		●			
30	130.453	0750 117 870	Bearing	2		●			
31	146.857	1336 303 029	Double Gear	1	A	●			
31	146.855	1336 303 028	Double gear	1	B	●			
32	146.856	1336 303 027	Gear 2nd Speed 23 T	1		●			
33	105.304	1336 303 040	Countershaft	1		●			
34	107.277	1336 305 002	Reverse Shaft	1		●			
35	137.393	0750 115 974	Needle Cage 40x60x26	2		●			
36	269.692	0750 101 178	Spacer Ring	1		●			
37	147.323	1336 305 007	Reverse Gear	1		●			

 AS TRONIC MID
12AS142

Date _____ Notes _____

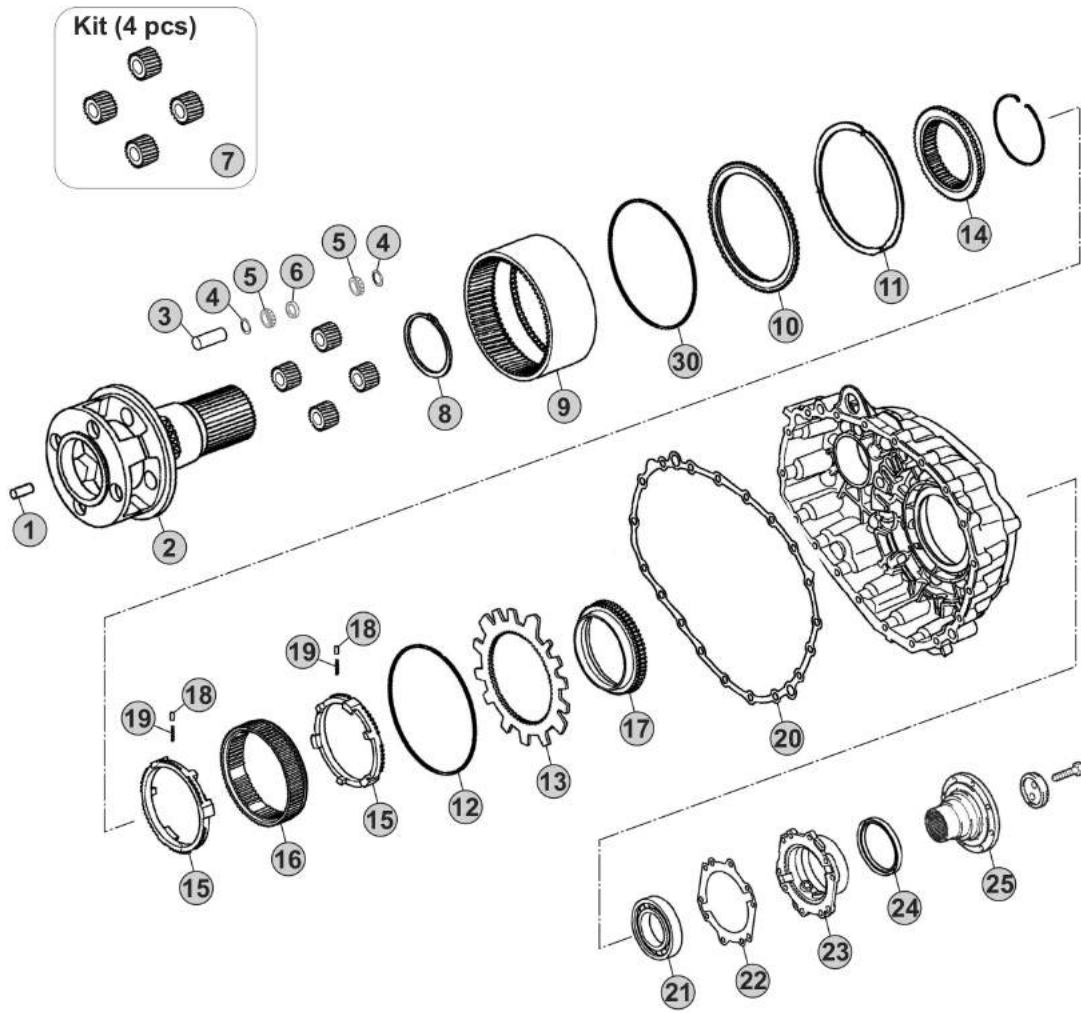
06/2014

MODELS:

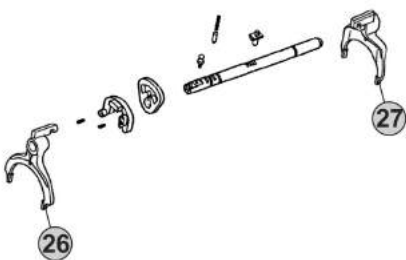
- AS TRONIC MID

VERSIONS:

- 12AS142 (1336 xxx xxx)



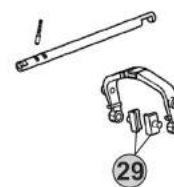
Gear Shift System



GV Shift System



GP Shift System



Notes

Our spare parts are not the originals but interchangeable with the originals ones. All original equipment manufacturers' numbers, pictures and models used in this catalogue are for reference only. Our products bear our trade-mark.

Fig.	CEI no.	ZF no.	Description	Q.ty	Notes	12AS142				
1	189.730	1314 332 043	Oil Tube	1		●				
2	190.570	1336 232 025	Planetary Carrier	1		●				
3	160.321	1336 332 007	Planetary pin	4		●				
4	269.693	0730 112 262	Thrust Washer	8		●				
5	137.410	1336 232 010	Needle Cage	8		●				
6	117.514	0730 112 263	Bush	4		●				
7	298.384	1336 232 026	Planetary Gear Set	1		●				
8	111.440	0630 501 058	Retainer Ring	1		●				
9	123.327	1336 332 030	Crown Gear	1		●				
10	269.694	1336 332 021	Thrust Ring	1		●				
11	139.985	0501 323 613	Seal Ring	3		●				
12	111.475	0630 513 251	Lock Ring	1		●				
13	135.269	1336 332 043	Clutch Body	1		●				
14	109.217	1336 333 001	Synchronizer Cone	1		●				
15	119.356	1336 333 004	Synchronizer Ring	2		●				
16	154.240	1358 333 012	Sliding sleeve	1		●				
17	109.220	1336 333 006	Synchronizer Cone	1		●				
18	171.069	0730 162 804	Cylinder roller	3	2x3 pcs.	●				
19	156.125	0732 040 929	Spring De.6x36	3	2x3 pcs.	●				
20	139.986	0501 322 837	Gasket	1		●				
21	130.412	0750 116 404	Bearing 80x140x26	1		●				
22	139.987	0501 322 838	Gasket	1		●				
23	128.365	1336 331 003	Rear cover	1		●				
24	139.988	0734 300 421	Oil Seal Ring	1		●				
25		1336 338 017	Output Flange	1		●				
26	141.271	1336 306 006	Fork	1		●				
27	141.272	1336 306 005	Fork	1		●				
28	141.168	1316 306 015	Sliding pad	2		●				
29	141.214	1328 334 004	Sliding Pad	2		●				
30	111.474	0730 513 919	Lock Ring	1		●				

AS TRONIC MID
12AS142

Date _____ Notes _____
06/2014

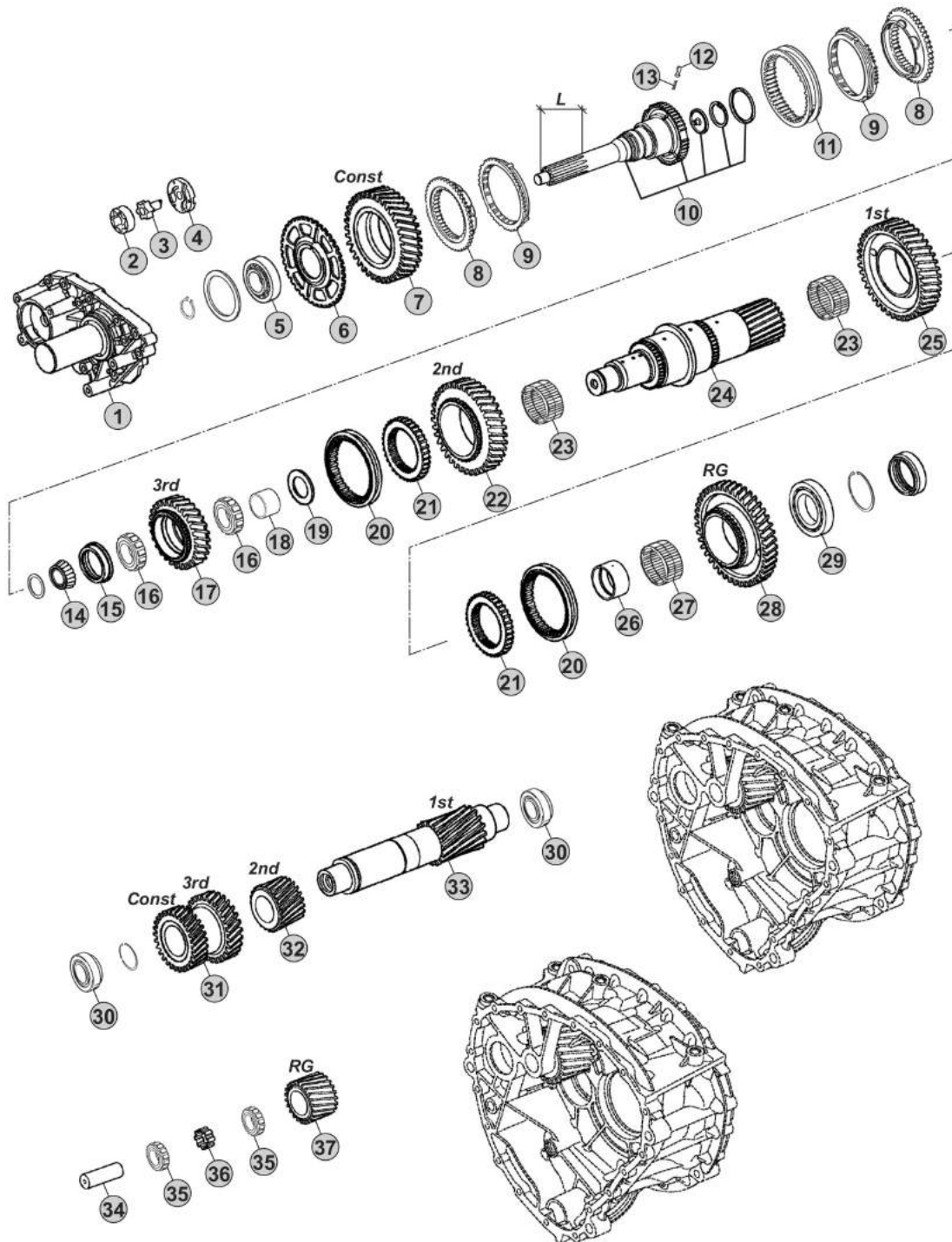


MODELS:

- AS TRONIC MID

VERSIONS:

- 12AS162 (1336 xxx xxx)



Notes

12AS1620 R. 10,37-0,81

Our spare parts are not the originals but interchangeable with the originals ones. All original equipment manufacturers' numbers, pictures and models used in this catalogue are for reference only. Our products bear our trade-mark.

Fig.	CEI no.	ZF no.	Description	Q.ty	Notes	12AS162			
1	128.364	1336 202 009	Front cover	1		●			
2	189.678	1315 303 027	Rotor	1		●			
3	101.187	1336 203 003	Oil Pump Shaft	1		●			
4	189.734	1336 303 049	Oil Pump Cover	1		●			
5	130.451	0750 117 794	Bearing	1		●			
6	126.038	1336 302 010	Speedometer gear	1		●			
7	244.337	1336 302 009	Constant Gear 37 T	1		●			
8	109.216	1336 304 050	Synchronizer Cone	2		●			
9	119.220	1311 304 255	Synchronizer Ring	2		●			
10	102.572	1336 202 012	Input Shaft	1		●			
11	154.241	1336 304 049	Sliding Sleeve	1		●			
12	160.320	1336 302 033	Pin	3		●			
13	156.216	0732 040 410	Spring	3		●			
14	130.452	0735 455 320	Bearing Cone	1		●			
15	269.690	1336 304 035	Thrust Ring	1		●			
16	137.408	0750 118 447	Needle Cage	2		●			
17	244.334	1336 304 004	Gear 3rd Speed 28 T	1		●			
18	117.513	0750 119 133	Bush	1		●			
19	269.691	1336 304 022	Washer	1		●			
20	154.242	1336 304 011	Sliding Sleeve	2		●			
21	154.243	1336 304 017	Sleeve	2		●			
22	244.335	1336 304 019	Gear 2nd Speed 37 T	1		●			
23	137.411	0750 115 553	Needle Cage	2		●			
24	103.321	1336 304 033	Main Shaft	1		●			
25	244.336	1336 304 046	Gear 1st Speed	1		●			
26	117.512	1336 304 021	Bush	1		●			
27	137.409	0750 115 554	Needle Cage	1		●			
28	244.332	1336 304 045	Reverse Gear	1		●			
29	130.941	0750 117 799	Bearing 75x130x27,2	1		●			
30	130.453	0750 117 870	Bearing	2		●			
31	146.857	1336 303 029	Double Gear	1		●			
32	146.856	1336 303 027	Gear 2nd Speed 23 T	1		●			
33	105.304	1336 303 040	Countershaft	1		●			
34	107.277	1336 305 002	Reverse Shaft	1		●			
35	137.393	0750 115 974	Needle Cage 40x60x26	2		●			
36	269.692	0750 101 178	Spacer Ring	1		●			
37	147.323	1336 305 007	Reverse Gear	1		●			

AS TRONIC MID
12AS162

Date 06/2014 Notes _____

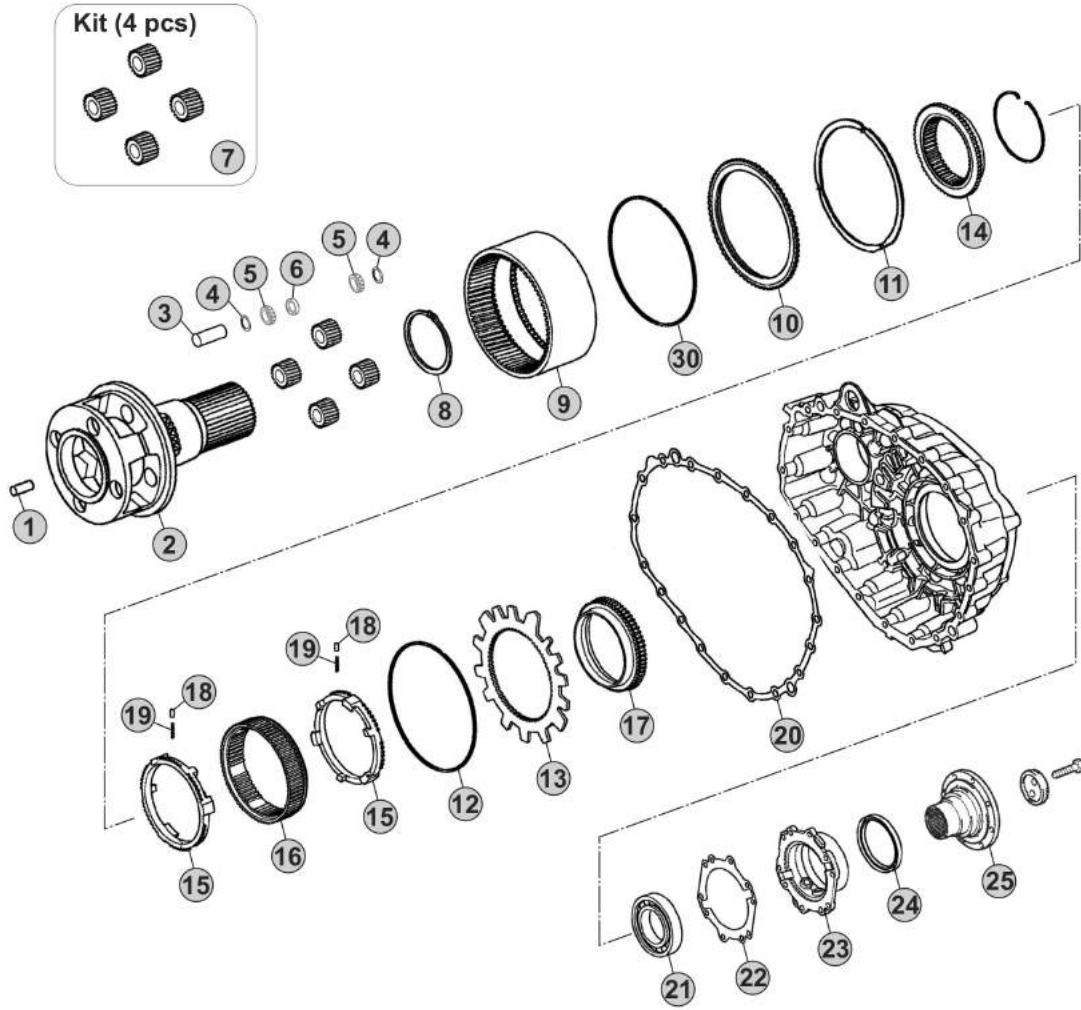


MODELS:

- AS TRONIC MID

VERSIONS:

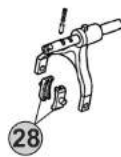
- 12AS162 (1336 xxx xxx)



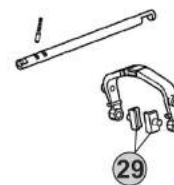
Gear Shift System



GV Shift System



GP Shift System



Notes

Our spare parts are not the originals but interchangeable with the originals ones. All original equipment manufacturers' numbers, pictures and models used in this catalogue are for reference only. Our products bear our trade-mark.

Fig.	CEI no.	ZF no.	Description	Q.ty	Notes	12AS162				
1	189.730	1314 332 043	Oil Tube	1		●				
2	190.570	1336 232 025	Planetary Carrier	1		●				
3	160.321	1336 332 007	Planetary pin	4		●				
4	269.693	0730 112 262	Thrust Washer	8		●				
5	137.410	1336 232 010	Needle Cage	8		●				
6	117.514	0730 112 263	Bush	4		●				
7	298.385	1336 232 016	Planetary Gear Set	1		●				
8	111.440	0630 501 058	Retainer Ring	1		●				
9	123.327	1336 332 030	Crown Gear	1		●				
10	269.694	1336 332 021	Thrust Ring	1		●				
11	139.985	0501 323 613	Seal Ring	3		●				
12	111.475	0630 513 251	Lock Ring	1		●				
13	135.269	1336 332 043	Clutch Body	1		●				
14	109.217	1336 333 001	Synchronizer Cone	1		●				
15	119.356	1336 333 004	Synchronizer Ring	2		●				
16	154.419	1328 333 003	Sliding Sleeve	1		●				
17	109.219	1336 333 005	Synchronizer Cone	1		●				
18	171.069	0730 162 804	Cylinder roller	3	2x3 pcs.	●				
19	156.125	0732 040 929	Spring De.6x36	3	2x3 pcs.	●				
20	139.986	0501 322 837	Gasket	1		●				
21	130.412	0750 116 404	Bearing 80x140x26	1		●				
22	139.987	0501 322 838	Gasket	1		●				
23	128.365	1336 331 003	Rear cover	1		●				
24	139.988	0734 300 421	Oil Seal Ring	1		●				
25		1336 338 007	Output Flange	1		●				
26	141.273	1336 306 004	Fork	1		●				
27	141.272	1336 306 005	Fork	1		●				
28	141.168	1316 306 015	Sliding pad	2		●				
29	141.214	1328 334 004	Sliding Pad	2		●				
30	111.474	0730 513 919	Lock Ring	1		●				

AS TRONIC MID
12AS162

Date 06/2014 Notes _____

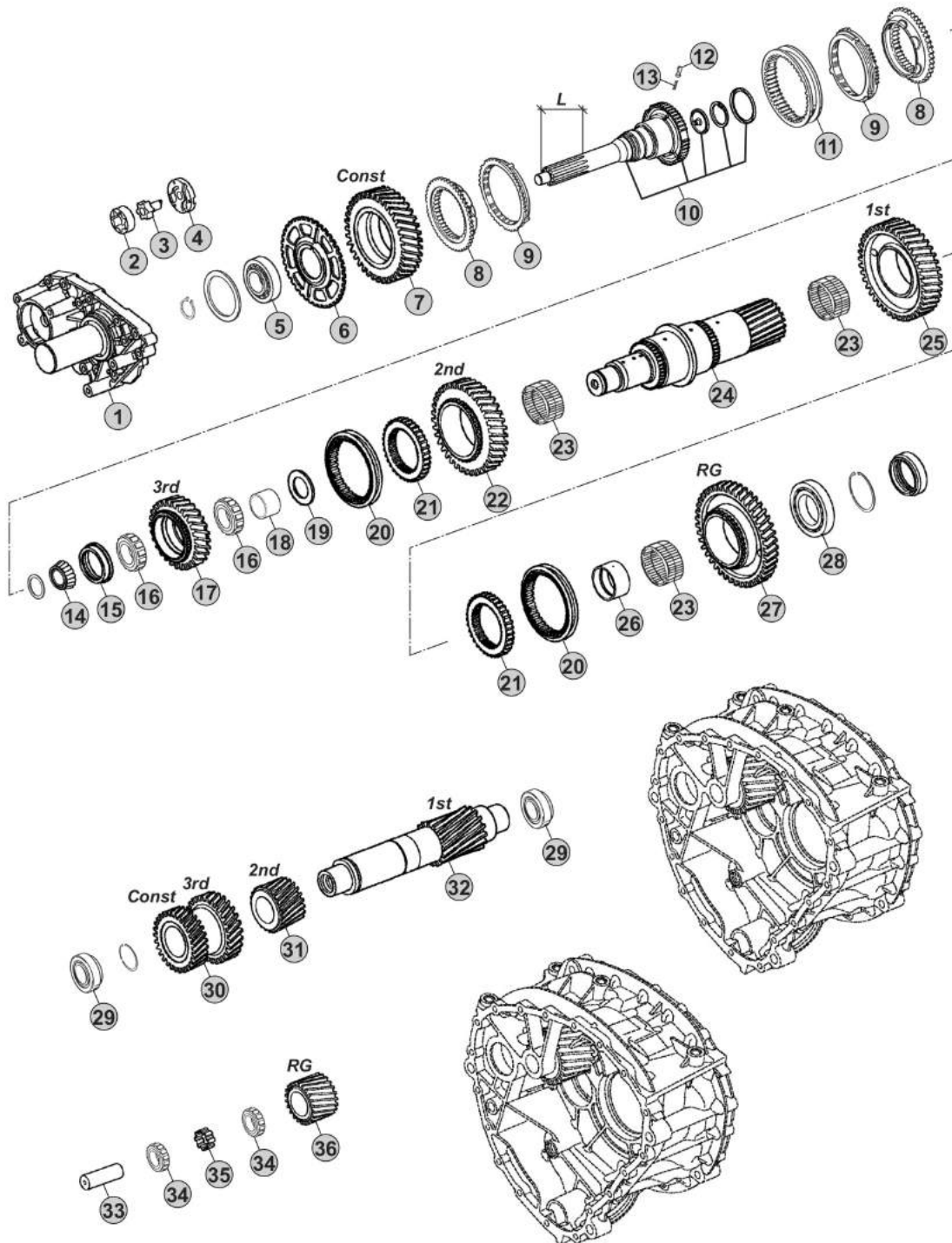


MODELS:

- AS TRONIC MID

VERSIONS:

- 12AS1210 (1336 xxx xxx)



Notes

12AS121 R. 10,37-1,00

Our spare parts are not the originals but interchangeable with the originals ones. All original equipment manufacturers' numbers, pictures and models used in this catalogue are for reference only. Our products bear our trade-mark.

Fig.	CEI no.	ZF no.	Description	Q.ty	Notes	12AS1210			
1	128.364	1336 202 009	Front cover	1		●			
2	189.678	1315 303 027	Rotor	1		●			
3	101.187	1336 203 003	Oil Pump Shaft	1		●			
4	189.734	1336 303 049	Oil Pump Cover	1		●			
5	130.451	0750 117 794	Bearing	1		●			
6	126.038	1336 302 010	Speedometer gear	1		●			
7	244.208	1336 302 007	Constant Gear	1		●			
8	109.216	1336 304 050	Synchronizer Cone	2		●			
9	119.220	1311 304 255	Synchronizer Ring	2		●			
10	102.571	1336 202 010	Input Shaft	1		●			
11	154.241	1336 304 049	Sliding Sleeve	1		●			
12	160.320	1336 302 033	Pin	3		●			
13	156.216	0732 040 410	Spring	3		●			
14	130.452	0735 455 320	Bearing Cone	1		●			
15	269.690	1336 304 035	Thrust Ring	1		●			
16	137.408	0750 118 447	Needle Cage	2		●			
17	244.210	1336 304 003	Gear 3rd Speed 28 T	1		●			
18	117.511	0750 119 132	Bush	1		●			
19	269.691	1336 304 022	Washer	1		●			
20	154.242	1336 304 011	Sliding Sleeve	2		●			
21	154.243	1336 304 017	Sleeve	2		●			
22	244.211	1336 304 005	Gear 2nd Speed 37 T	1		●			
23	137.409	0750 115 554	Needle Cage	3		●			
24	103.320	1336 304 032	Main Shaft	1		●			
25	244.212	1336 304 044	Gear 1st Speed	1		●			
26	117.512	1336 304 021	Bush	1		●			
27	244.332	1336 304 045	Reverse Gear	1		●			
28	130.941	0750 117 799	Bearing 75x130x27,2	1		●			
29	130.453	0750 117 870	Bearing	2		●			
30	146.853	1336 303 022	Double Gear	1		●			
31	146.854	1336 303 009	Gear 2nd Speed 23 T	1		●			
32	105.303	1336 303 038	Countershaft	1		●			
33	107.277	1336 305 002	Reverse Shaft	1		●			
34	137.393	0750 115 974	Needle Cage 40x60x26	2		●			
35	269.692	0750 101 178	Spacer Ring	1		●			
36	147.323	1336 305 007	Reverse Gear	1		●			

 AS TRONIC MID
12AS1210

Date

Notes

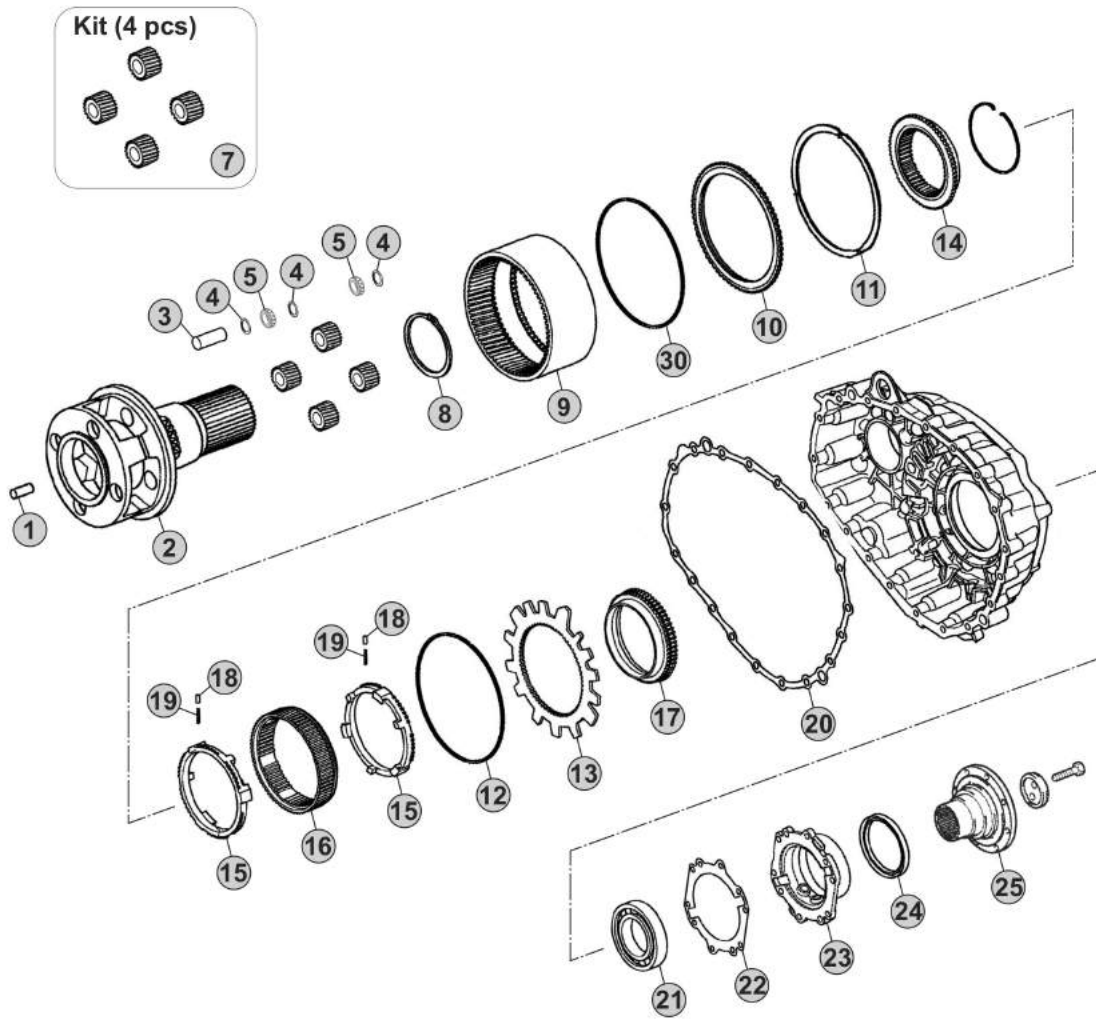
06/2014

MODELS:

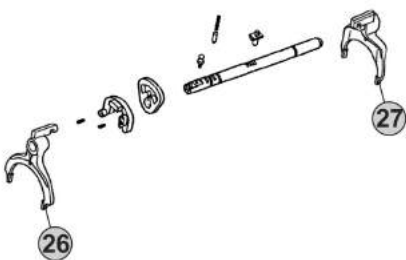
- AS TRONIC MID

VERSIONS:

- 12AS1210 (1336 xxx xxx)



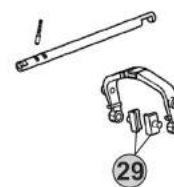
Gear Shift System



GV Shift System



GP Shift System



Notes

[Blank area for notes]

Our spare parts are not the originals but interchangeable with the originals ones. All original equipment manufacturers' numbers, pictures and models used in this catalogue are for reference only. Our products bear our trade-mark.

Fig.	CEI no.	ZF no.	Description	Q.ty	Notes				
1	189.730	1314 332 043	Oil Tube	1		●			
2	190.571	1336 232 024	Planetary Carrier	1		●			
3	160.322	1336 332 006	Planetary pin	4		●			
4	269.693	0730 112 262	Thrust Washer	12		●			
5	137.410	1336 232 010	Needle Cage	8		●			
7	298.386	1336 232 017	Planetary Gear Set	1		●			
8	111.440	0630 501 058	Retainer Ring	1		●			
9	123.327	1336 332 030	Crown Gear	1		●			
10	269.694	1336 332 021	Thrust Ring	1		●			
11	139.985	0501 323 613	Seal Ring	3		●			
12	111.475	0630 513 251	Lock Ring	1		●			
13	135.269	1336 332 043	Clutch Body	1		●			
14	109.217	1336 333 001	Synchronizer Cone	1		●			
15	119.356	1336 333 004	Synchronizer Ring	2		●			
16	154.419	1328 333 003	Sliding Sleeve	1		●			
17	109.220	1336 333 006	Synchronizer Cone	1		●			
18	171.069	0730 162 804	Cylinder roller	3	2x3 pcs.	●			
19	156.125	0732 040 929	Spring De.6x36	3	2x3 pcs.	●			
20	139.986	0501 322 837	Gasket	1		●			
21	130.412	0750 116 404	Bearing 80x140x26	1		●			
22	139.987	0501 322 838	Gasket	1		●			
23	128.365	1336 331 003	Rear cover	1		●			
24	139.988	0734 300 421	Oil Seal Ring	1		●			
25		1336 238 001	Output Flange	1		●			
25		1336 338 015	Output Flange	1		●			
26		1336 306 007	Fork	1		●			
27	141.271	1336 306 006	Fork	1		●			
28	141.168	1316 306 015	Sliding pad	2		●			
29	141.214	1328 334 004	Sliding Pad	2		●			
30	111.474	0730 513 919	Lock Ring	1		●			

12AS1210

AS TRONIC MID
12AS1210

Date 06/2014 Notes _____

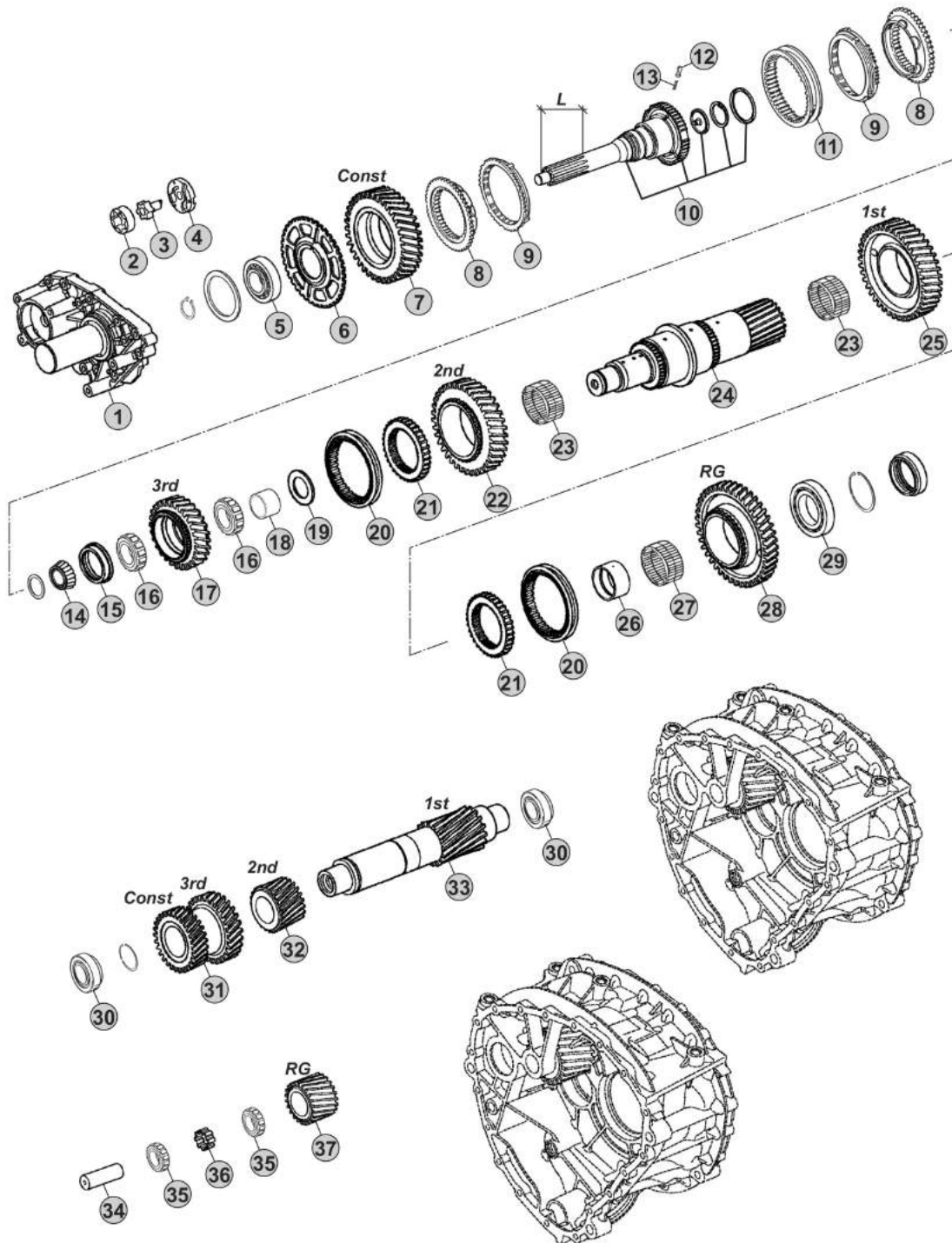


MODELS:

- AS TRONIC MID

VERSIONS:

- 12AS1220 (1336 xxx xxx)



Notes

12AS1220 R. 12,83-1,00

Our spare parts are not the originals but interchangeable with the originals ones. All original equipment manufacturers' numbers, pictures and models used in this catalogue are for reference only. Our products bear our trade-mark.

Fig.	CEI no.	ZF no.	Description	Q.ty	Notes	12AS1220				
1	128.364	1336 202 009	Front cover	1		●				
2	189.678	1315 303 027	Rotor	1		●				
3	101.187	1336 203 003	Oil Pump Shaft	1		●				
4	189.734	1336 303 049	Oil Pump Cover	1		●				
5	130.451	0750 117 794	Bearing	1		●				
6	126.038	1336 302 010	Speedometer gear	1		●				
7	244.333	1336 302 008	Constant Gear 31 T	1		●				
8	109.216	1336 304 050	Synchronizer Cone	2		●				
9	119.220	1311 304 255	Synchronizer Ring	2		●				
10	102.572	1336 202 012	Input Shaft	1		●				
11	154.241	1336 304 049	Sliding Sleeve	1		●				
12	160.320	1336 302 033	Pin	3		●				
13	156.216	0732 040 410	Spring	3		●				
14	130.452	0735 455 320	Bearing Cone	1		●				
15	269.690	1336 304 035	Thrust Ring	1		●				
16	137.408	0750 118 447	Needle Cage	2		●				
17	244.334	1336 304 004	Gear 3rd Speed 28 T	1		●				
18	117.513	0750 119 133	Bush	1		●				
19	269.691	1336 304 022	Washer	1		●				
20	154.242	1336 304 011	Sliding Sleeve	2		●				
21	154.243	1336 304 017	Sleeve	2		●				
22	244.335	1336 304 019	Gear 2nd Speed 37 T	1		●				
23	137.411	0750 115 553	Needle Cage	2		●				
24	103.321	1336 304 033	Main Shaft	1		●				
25	244.336	1336 304 046	Gear 1st Speed	1		●				
26	117.512	1336 304 021	Bush	1		●				
27	137.409	0750 115 554	Needle Cage	1		●				
28	244.332	1336 304 045	Reverse Gear	1		●				
29	130.941	0750 117 799	Bearing 75x130x27,2	1		●				
30	130.453	0750 117 870	Bearing	2		●				
31	146.855	1336 303 028	Double gear	1		●				
32	146.856	1336 303 027	Gear 2nd Speed 23 T	1		●				
33	105.304	1336 303 040	Countershaft	1		●				
34	107.277	1336 305 002	Reverse Shaft	1		●				
35	137.393	0750 115 974	Needle Cage 40x60x26	2		●				
36	269.692	0750 101 178	Spacer Ring	1		●				
37	147.323	1336 305 007	Reverse Gear	1		●				

AS TRONIC MID
12AS1220

Date 06/2014 Notes _____

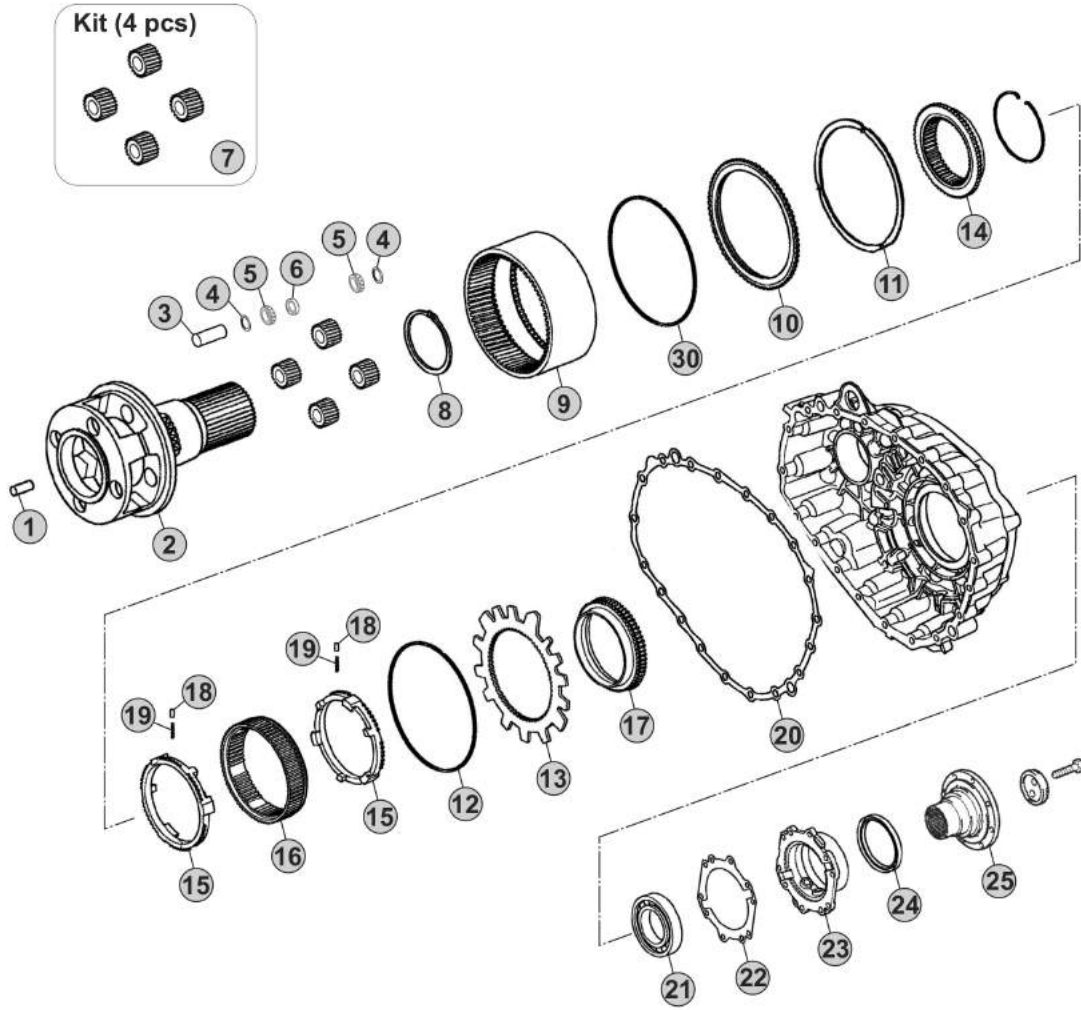


MODELS:

- AS TRONIC MID

VERSIONS:

- 12AS1220 (1336 xxx xxx)



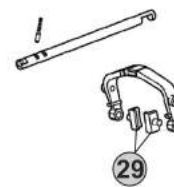
Gear Shift System



GV Shift System



GP Shift System



Notes

Our spare parts are not the originals but interchangeable with the originals ones. All original equipment manufacturers' numbers, pictures and models used in this catalogue are for reference only. Our products bear our trade-mark.

Fig.	CEI no.	ZF no.	Description	Q.ty	Notes	12AS1220				
1	189.730	1314 332 043	Oil Tube	1		●				
2	190.570	1336 232 025	Planetary Carrier	1		●				
3	160.321	1336 332 007	Planetary pin	4		●				
4	269.693	0730 112 262	Thrust Washer	8		●				
5	<i>137.410</i>	1336 232 010	Needle Cage	8		●				
6	<i>117.514</i>	0730 112 263	Bush	4		●				
7	<i>298.385</i>	1336 232 016	Planetary Gear Set	1		●				
8	<i>111.440</i>	0630 501 058	Retainer Ring	1		●				
9	123.327	1336 332 030	Crown Gear	1		●				
10	<i>269.694</i>	1336 332 021	Thrust Ring	1		●				
11	<i>139.985</i>	0501 323 613	Seal Ring	3		●				
12	<i>111.475</i>	0630 513 251	Lock Ring	1		●				
13	<i>135.269</i>	1336 332 043	Clutch Body	1		●				
14	109.217	1336 333 001	Synchronizer Cone	1		●				
15	119.356	1336 333 004	Synchronizer Ring	2		●				
16	154.419	1328 333 003	Sliding Sleeve	1		●				
17	<i>109.219</i>	1336 333 005	Synchronizer Cone	1		●				
18	171.069	0730 162 804	Cylinder roller	3	2x3 pcs.	●				
19	156.125	0732 040 929	Spring De.6x36	3	2x3 pcs.	●				
20	<i>139.986</i>	0501 322 837	Gasket	1		●				
21	<i>130.412</i>	0750 116 404	Bearing 80x140x26	1		●				
22	<i>139.987</i>	0501 322 838	Gasket	1		●				
23	<i>128.365</i>	1336 331 003	Rear cover	1		●				
24	<i>139.988</i>	0734 300 421	Oil Seal Ring	1		●				
25		1336 338 007	Output Flange	1		●				
26	<i>141.273</i>	1336 306 004	Fork	1		●				
27	<i>141.272</i>	1336 306 005	Fork	1		●				
28	141.168	1316 306 015	Sliding pad	2		●				
29	141.214	1328 334 004	Sliding Pad	2		●				
30	<i>111.474</i>	0730 513 919	Lock Ring	1		●				

AS TRONIC MID
12AS1220

Date 06/2014 Notes _____

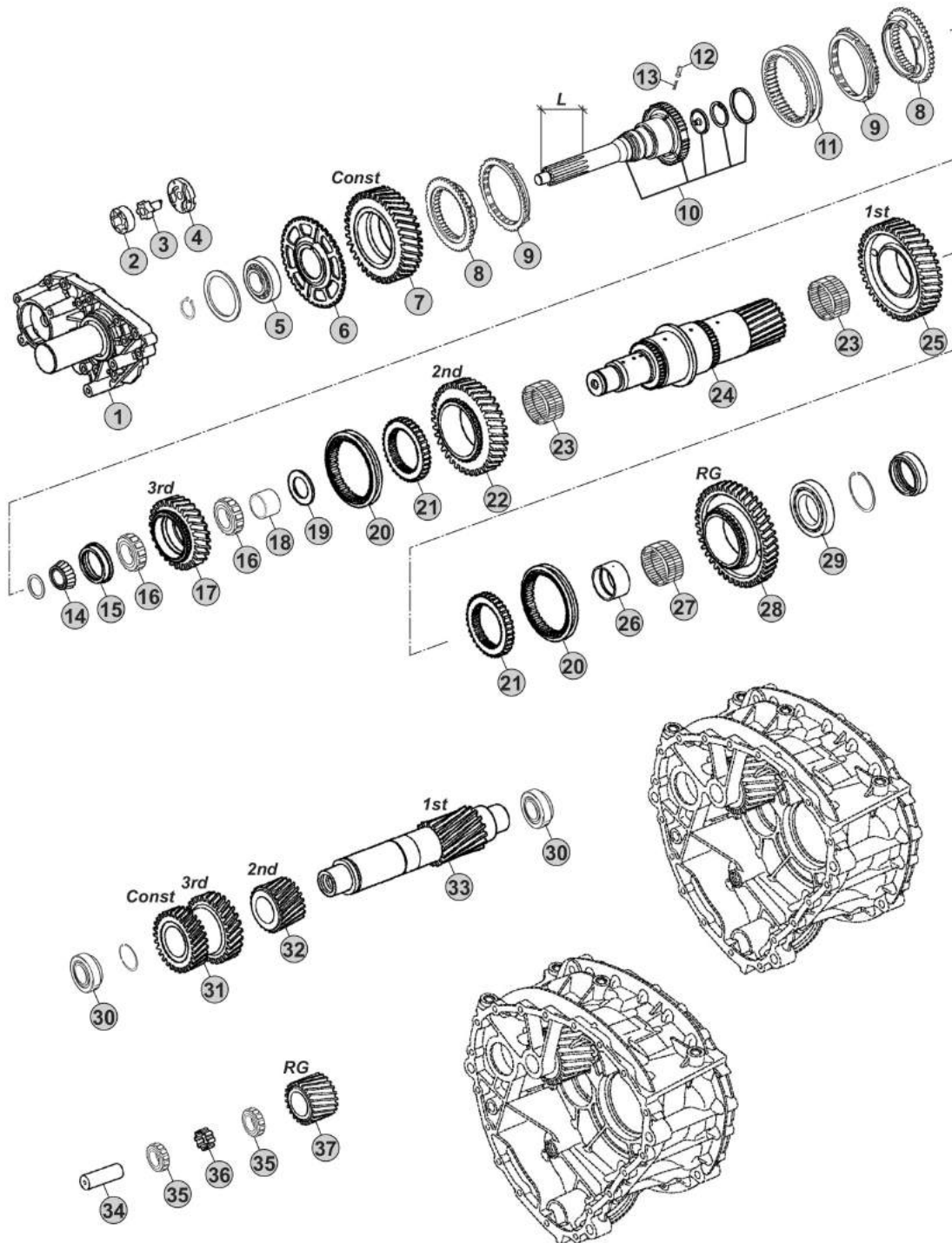


MODELS:

- AS TRONIC MID

VERSIONS:

- 12AS1420 (1336 xxx xxx)



Notes

12AS1420 R. 12,83-1,00
 (A) R. 10,37-0,81
 (B) R. 12,83-1,00

Our spare parts are not the originals but interchangeable with the originals ones. All original equipment manufacturers' numbers, pictures and models used in this catalogue are for reference only. Our products bear our trade-mark.

Fig.	CEI no.	ZF no.	Description	Q.ty	Notes	12AS1420			
1	128.364	1336 202 009	Front cover	1		●			
2	189.678	1315 303 027	Rotor	1		●			
3	101.187	1336 203 003	Oil Pump Shaft	1		●			
4	189.734	1336 303 049	Oil Pump Cover	1		●			
5	130.451	0750 117 794	Bearing	1		●			
6	126.038	1336 302 010	Speedometer gear	1		●			
7	244.337	1336 302 009	Constant Gear 37 T	1	A	●			
7	244.333	1336 302 008	Constant Gear 31 T	1	B	●			
8	109.216	1336 304 050	Synchronizer Cone	2		●			
9	119.220	1311 304 255	Synchronizer Ring	2		●			
10	102.572	1336 202 012	Input Shaft	1		●			
10	102.573	1336 202 013	Input Shaft	1		●			
11	154.241	1336 304 049	Sliding Sleeve	1		●			
12	160.320	1336 302 033	Pin	3		●			
13	156.216	0732 040 410	Spring	3		●			
14	130.452	0735 455 320	Bearing Cone	1		●			
15	269.690	1336 304 035	Thrust Ring	1		●			
16	137.408	0750 118 447	Needle Cage	2		●			
17	244.334	1336 304 004	Gear 3rd Speed 28 T	1		●			
18	117.513	0750 119 133	Bush	1		●			
19	269.691	1336 304 022	Washer	1		●			
20	154.242	1336 304 011	Sliding Sleeve	2		●			
21	154.243	1336 304 017	Sleeve	2		●			
22	244.335	1336 304 019	Gear 2nd Speed 37 T	1		●			
23	137.411	0750 115 553	Needle Cage	2		●			
24	103.321	1336 304 033	Main Shaft	1		●			
25	244.336	1336 304 046	Gear 1st Speed	1		●			
26	117.512	1336 304 021	Bush	1		●			
27	137.409	0750 115 554	Needle Cage	1		●			
28	244.332	1336 304 045	Reverse Gear	1		●			
29	130.941	0750 117 799	Bearing 75x130x27,2	1		●			
30	130.453	0750 117 870	Bearing	2		●			
31	146.857	1336 303 029	Double Gear	1	A	●			
31	146.855	1336 303 028	Double gear	1	B	●			
32	146.856	1336 303 027	Gear 2nd Speed 23 T	1		●			
33	105.304	1336 303 040	Countershaft	1		●			
34	107.277	1336 305 002	Reverse Shaft	1		●			
35	137.393	0750 115 974	Needle Cage 40x60x26	2		●			
36	269.692	0750 101 178	Spacer Ring	1		●			
37	147.323	1336 305 007	Reverse Gear	1		●			

AS TRONIC MID
12AS1420

Date 06/2014 Notes _____

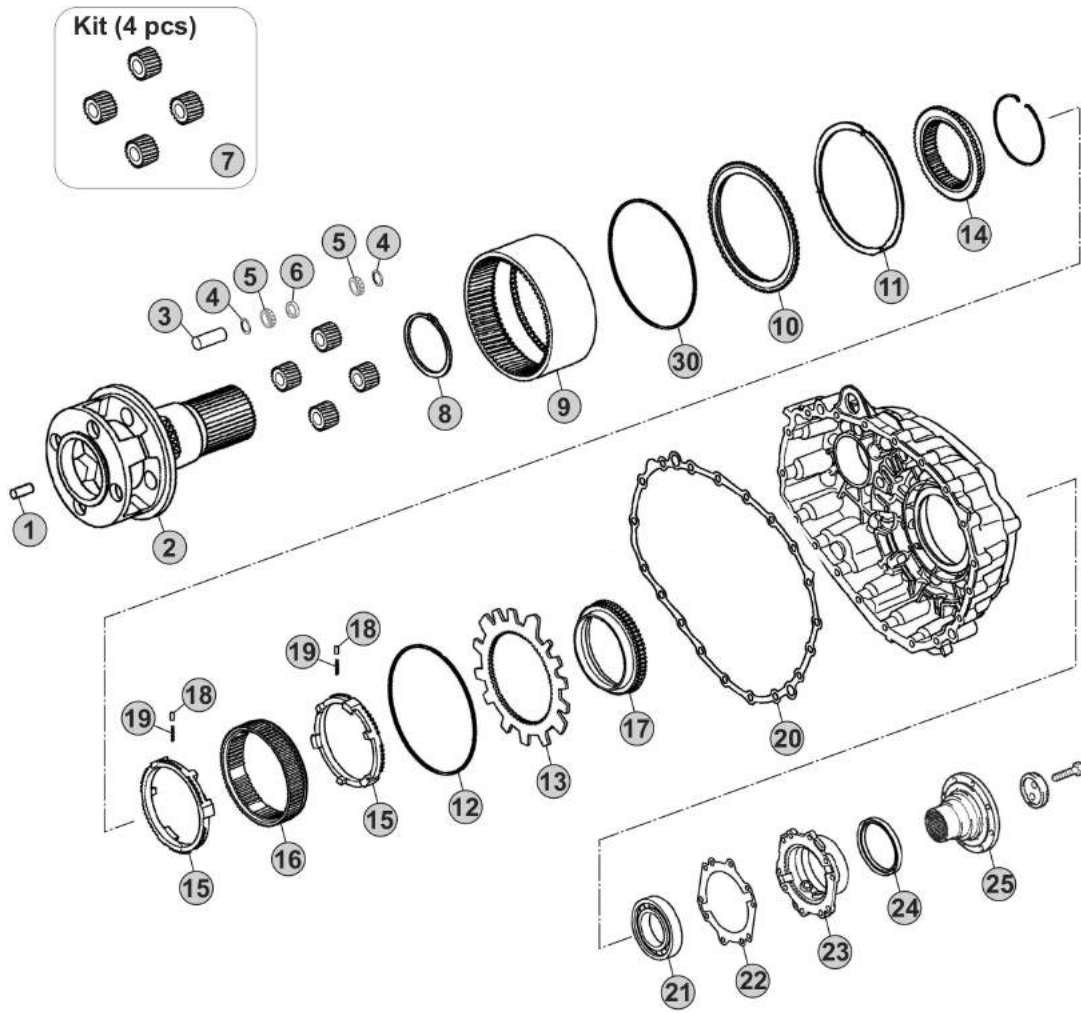


MODELS:

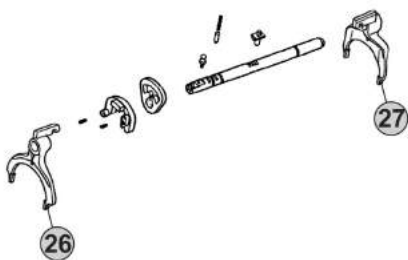
- AS TRONIC MID

VERSIONS:

- 12AS1420 (1336 xxx xxx)



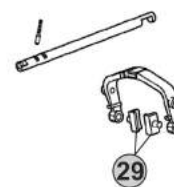
Gear Shift System



GV Shift System



GP Shift System



Notes

Our spare parts are not the originals but interchangeable with the originals ones. All original equipment manufacturers' numbers, pictures and models used in this catalogue are for reference only. Our products bear our trade-mark.

Fig.	CEI no.	ZF no.	Description	Q.ty	Notes	12AS1420				
1	189.730	1314 332 043	Oil Tube	1		●				
2	190.570	1336 232 025	Planetary Carrier	1		●				
3	160.321	1336 332 007	Planetary pin	4		●				
4	269.693	0730 112 262	Thrust Washer	8		●				
5	137.410	1336 232 010	Needle Cage	8		●				
6	117.514	0730 112 263	Bush	4		●				
7	298.384	1336 232 026	Planetary Gear Set	1		●				
8	111.440	0630 501 058	Retainer Ring	1		●				
9	123.327	1336 332 030	Crown Gear	1		●				
10	269.694	1336 332 021	Thrust Ring	1		●				
11	139.985	0501 323 613	Seal Ring	3		●				
12	111.475	0630 513 251	Lock Ring	1		●				
13	135.269	1336 332 043	Clutch Body	1		●				
14	109.217	1336 333 001	Synchronizer Cone	1		●				
15	119.356	1336 333 004	Synchronizer Ring	2		●				
16	154.240	1358 333 012	Sliding sleeve	1		●				
17	109.220	1336 333 006	Synchronizer Cone	1		●				
18	171.069	0730 162 804	Cylinder roller	3	2x3 pcs.	●				
19	156.125	0732 040 929	Spring De.6x36	3	2x3 pcs.	●				
20	139.986	0501 322 837	Gasket	1		●				
21	130.412	0750 116 404	Bearing 80x140x26	1		●				
22	139.987	0501 322 838	Gasket	1		●				
23	128.365	1336 331 003	Rear cover	1		●				
24	139.988	0734 300 421	Oil Seal Ring	1		●				
25		1336 338 017	Output Flange	1		●				
26	141.271	1336 306 006	Fork	1		●				
27	141.272	1336 306 005	Fork	1		●				
28	141.168	1316 306 015	Sliding pad	2		●				
29	141.214	1328 334 004	Sliding Pad	2		●				
30	111.474	0730 513 919	Lock Ring	1		●				

AS TRONIC MID
12AS1420

Date _____
06/2014

Notes _____

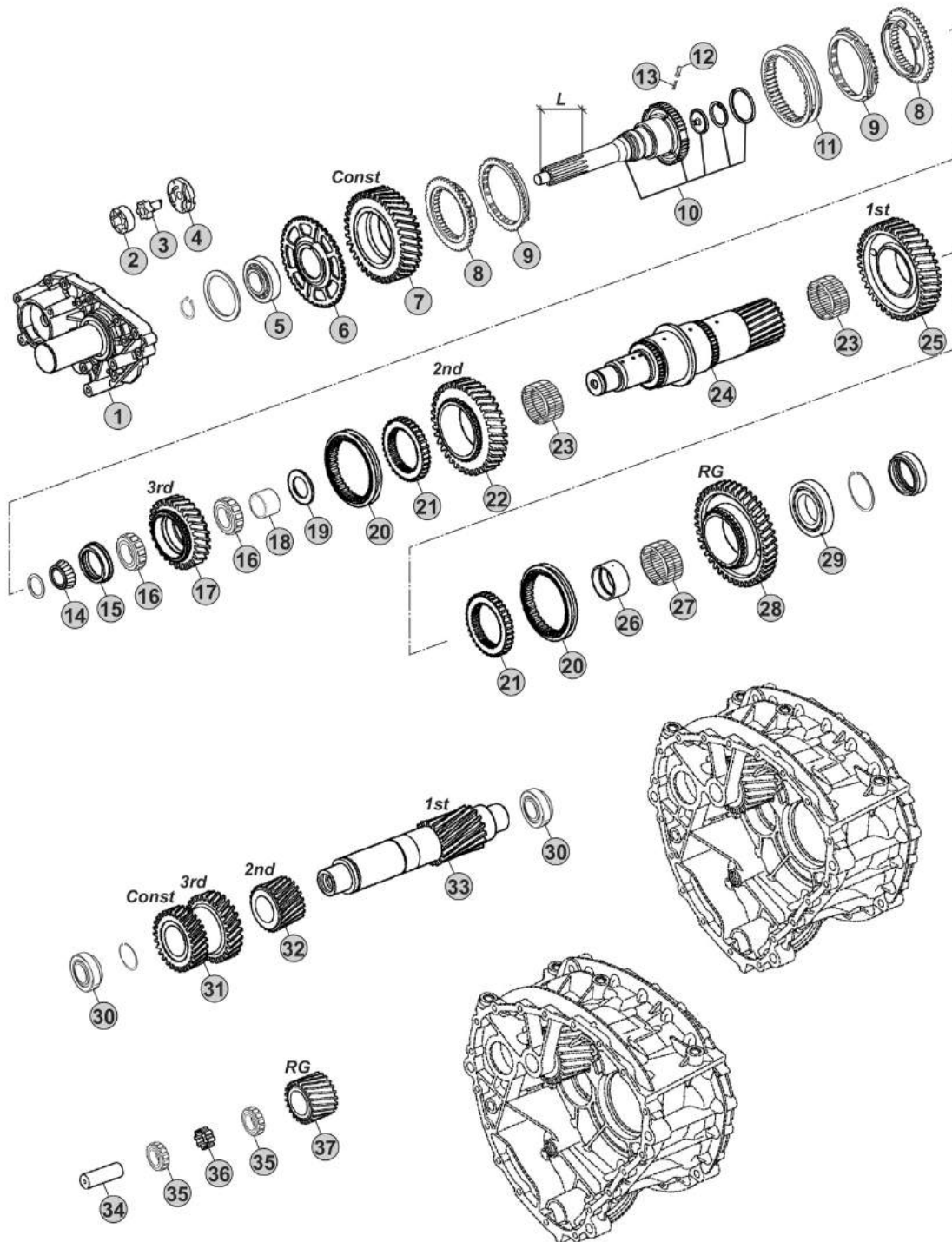


MODELS:

- AS TRONIC MID

VERSIONS:

- 12AS1620 (1336 xxx xxx)



Notes

12AS1620 R. 10,37-0,81

Our spare parts are not the originals but interchangeable with the originals ones. All original equipment manufacturers' numbers, pictures and models used in this catalogue are for reference only. Our products bear our trade-mark.

Fig.	CEI no.	ZF no.	Description	Q.ty	Notes	12AS1620			
1	128.364	1336 202 009	Front cover	1		●			
2	189.678	1315 303 027	Rotor	1		●			
3	101.187	1336 203 003	Oil Pump Shaft	1		●			
4	189.734	1336 303 049	Oil Pump Cover	1		●			
5	130.451	0750 117 794	Bearing	1		●			
6	126.038	1336 302 010	Speedometer gear	1		●			
7	244.337	1336 302 009	Constant Gear 37 T	1		●			
8	109.216	1336 304 050	Synchronizer Cone	2		●			
9	119.220	1311 304 255	Synchronizer Ring	2		●			
10	102.572	1336 202 012	Input Shaft	1		●			
11	154.241	1336 304 049	Sliding Sleeve	1		●			
12	160.320	1336 302 033	Pin	3		●			
13	156.216	0732 040 410	Spring	3		●			
14	130.452	0735 455 320	Bearing Cone	1		●			
15	269.690	1336 304 035	Thrust Ring	1		●			
16	137.408	0750 118 447	Needle Cage	2		●			
17	244.334	1336 304 004	Gear 3rd Speed 28 T	1		●			
18	117.513	0750 119 133	Bush	1		●			
19	269.691	1336 304 022	Washer	1		●			
20	154.242	1336 304 011	Sliding Sleeve	2		●			
21	154.243	1336 304 017	Sleeve	2		●			
22	244.335	1336 304 019	Gear 2nd Speed 37 T	1		●			
23	137.411	0750 115 553	Needle Cage	2		●			
24	103.321	1336 304 033	Main Shaft	1		●			
25	244.336	1336 304 046	Gear 1st Speed	1		●			
26	117.512	1336 304 021	Bush	1		●			
27	137.409	0750 115 554	Needle Cage	1		●			
28	244.332	1336 304 045	Reverse Gear	1		●			
29	130.941	0750 117 799	Bearing 75x130x27,2	1		●			
30	130.453	0750 117 870	Bearing	2		●			
31	146.857	1336 303 029	Double Gear	1		●			
32	146.856	1336 303 027	Gear 2nd Speed 23 T	1		●			
33	105.304	1336 303 040	Countershaft	1		●			
34	107.277	1336 305 002	Reverse Shaft	1		●			
35	137.393	0750 115 974	Needle Cage 40x60x26	2		●			
36	269.692	0750 101 178	Spacer Ring	1		●			
37	147.323	1336 305 007	Reverse Gear	1		●			

AS TRONIC MID
12AS1620

Date _____ Notes _____
06/2014

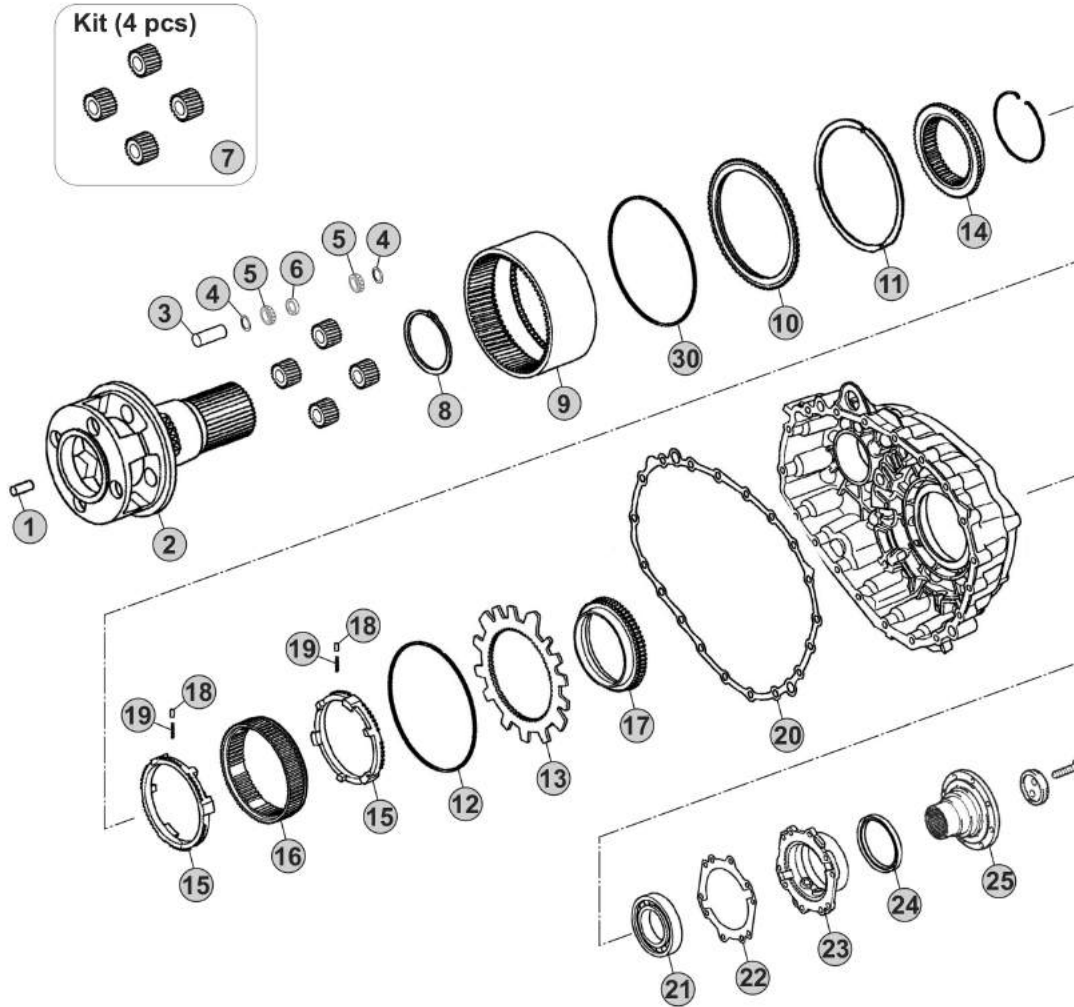


MODELS:

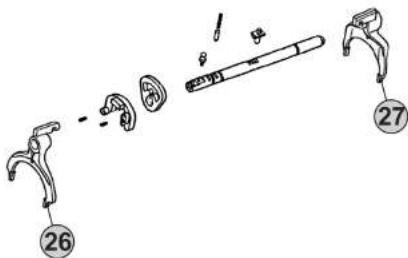
- AS TRONIC MID

VERSIONS:

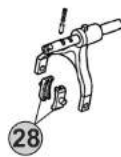
- 12AS1620 (1336 xxx xxx)



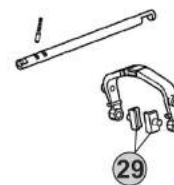
Gear Shift System



GV Shift System



GP Shift System



Notes

Our spare parts are not the originals but interchangeable with the originals ones. All original equipment manufacturers' numbers, pictures and models used in this catalogue are for reference only. Our products bear our trade-mark.

Fig.	CEI no.	ZF no.	Description	Q.ty	Notes				
1	189.730	1314 332 043	Oil Tube	1		●			
2	190.570	1336 232 025	Planetary Carrier	1		●			
3	160.321	1336 332 007	Planetary pin	4		●			
4	269.693	0730 112 262	Thrust Washer	8		●			
5	137.410	1336 232 010	Needle Cage	8		●			
6	117.514	0730 112 263	Bush	4		●			
7	298.385	1336 232 016	Planetary Gear Set	1		●			
8	111.440	0630 501 058	Retainer Ring	1		●			
9	123.327	1336 332 030	Crown Gear	1		●			
10	269.694	1336 332 021	Thrust Ring	1		●			
11	139.985	0501 323 613	Seal Ring	3		●			
12	111.475	0630 513 251	Lock Ring	1		●			
13	135.269	1336 332 043	Clutch Body	1		●			
14	109.217	1336 333 001	Synchronizer Cone	1		●			
15	119.356	1336 333 004	Synchronizer Ring	2		●			
16	154.419	1328 333 003	Sliding Sleeve	1		●			
17	109.219	1336 333 005	Synchronizer Cone	1		●			
18	171.069	0730 162 804	Cylinder roller	3	2x3 pcs.	●			
19	156.125	0732 040 929	Spring De.6x36	3	2x3 pcs.	●			
20	139.986	0501 322 837	Gasket	1		●			
21	130.412	0750 116 404	Bearing 80x140x26	1		●			
22	139.987	0501 322 838	Gasket	1		●			
23	128.365	1336 331 003	Rear cover	1		●			
24	139.988	0734 300 421	Oil Seal Ring	1		●			
25		1336 338 007	Output Flange	1		●			
26	141.273	1336 306 004	Fork	1		●			
27	141.272	1336 306 005	Fork	1		●			
28	141.168	1316 306 015	Sliding pad	2		●			
29	141.214	1328 334 004	Sliding Pad	2		●			
30	111.474	0730 513 919	Lock Ring	1		●			

12AS1620

AS TRONIC MID
12AS1620

Date: 06/2014 Notes: _____

